



DEPLOY IP DEVICES IN REMOTE LOCATIONS

WITH OR WITHOUT LOCAL POWER



BACKED BY A LIFETIME WARRANTY



The NetWay Spectrum series by Altronix takes fiber and power to a new level. Indoor and outdoor models include hardened PoE switches and multi-port media converters with or without integral power. Units can be deployed with conventional single or multi-mode fiber... or hybrid cable which combines fiber with copper to simultaneously deliver power and data. NetWay Spectrum also features LINQ™ Network Management Technology to remotely monitor, control and report power/diagnostics from anywhere over the network. **Go further with NetWay Spectrum from Altronix.**

- **NetWay Spectrum** is the solution for deploying IP devices in remote locations with or without local power, utilizing fiber optic infrastructure.
- **NetWay Spectrum** is designed and manufactured for use in harsh environments at greater distances.
- **NetWay Spectrum** offers a series of hardened PoE switches with optimized Lithium Iron Phosphate (LiFePO4) battery backup.
- **NetWay Spectrum** comes in a wide range of models for indoor and outdoor applications.
- **NetWay Spectrum** hardened PoE switches, media converters and power supply/chargers are available pre-configured or separately, as subcomponents to customize your system.
- **NetWay Spectrum** features embedded **LINQ™ Network Management Technology** to remotely monitor, control and report power/diagnostics – streamlining service and maintenance operations by leveraging the network. A built-in timer can reset devices automatically on a schedule.
- **NetWay Spectrum** products are TAA compliant, NDAA compliant and backed by a Lifetime Warranty.









*Scan here
to view video*



Merging infrastructure with emerging technology.™

Configuration options

Switch in NEMA 4/4X Small Outdoor Enclosure	Switch in NEMA 4/4X Outdoor Enclosure	Switch and Power Supply/Charger on Backplane	Switch and Power Supply/Charger in Outdoor Enclosure	Switch and Power Supply/Charger in Larger Outdoor Enclosure	Switch and Power Supply/Charger in Indoor Enclosure
Dimensions: 7.32"W x 9.5"H x 4.92"D	Dimensions: 13.31"H x 11.31"W x 5.59"D	Dimensions: 10.75"H x 8.875"W x 2.375"D	Dimensions: 13.31"H x 11.31"W x 5.59"D	Dimensions: 17.53"H x 15.3"W x 6.67"D	Dimensions: 13.5"H x 13"W x 3.25"D
					

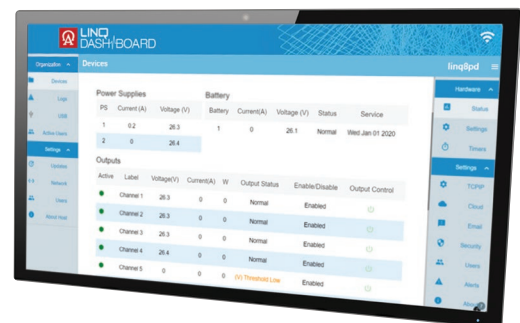
Remote Network Power Management Technology



NetWay Spectrum features embedded LINQ™ Network Management Technology to remotely monitor, control and report power/diagnostics – streamlining service and maintenance operations by leveraging the network. A built-in timer can reset devices automatically on a schedule. Stay alert, resolve issues, and control power from anywhere over the network.

- Eliminate truck rolls and increase RMR.
- Provides local and/or remote access to critical linformation via LAN/WAN.
- Report system diagnostics via **LINQ™ Dashboard** and/or email alert notification.
- Programmable voltage and current threshold.
- Control output and power supply via flexible timing parameters.
- Power cycle mode, Timer Scheduler, FACP override, Battery backup.
- Programmable time events.
- Third-party-certified cybersecurity.
- Individual password protected user levels.

- Manage and maintain security devices over multiple sites via **Altronix LINQ™ DashBoard**.
Intuitive IP communication software solution to remotely monitor, report, and control any combination of individual or multiple groups of products across any number of locations and systems.



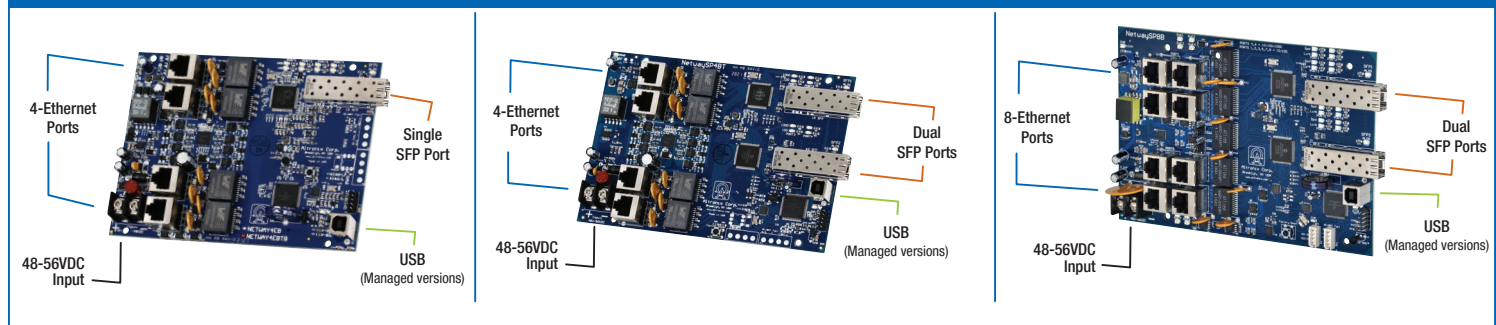
Hardened PoE Switches, Single SFP (Board only)

Model	SFP Port(s)	10/100/1000 Ethernet ports	PoE ports	Layer 2 Managed with Embedded LINQ™	Input: 48-56VDC
NetWay4EB	1	4	4-Ports rated up to 30W (120W total power)	✓	✓
NetWay4EBTB			4-Ports rated up to 90W (240W total power)		
NetWay4E1B			4-Ports rated up to 30W (120W total power)	—	
NetWay4E1BTB			4-Ports rated up to 90W (240W total power)		

4-Port Single SFP Hardened PoE Switch

4-Port Dual SFP Hardened PoE Switch

8-Port Dual SFP Hardened PoE Switch

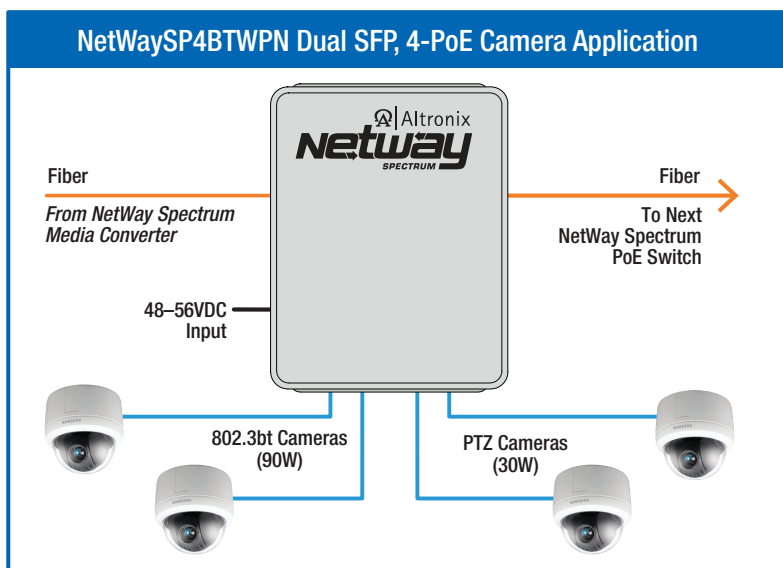


Hardened PoE Switches, Dual SFP (Board only)

Model	SFP port(s)	10/100 Ethernet ports	10/100/1000 Ethernet ports	PoE ports	Layer 2 Managed with Embedded LINQ™	Input: 48-56VDC
NetWaySP41B	2	—	4	4-Ports rated up to 30W (120W total power)	—	✓
NetWaySP41BTB				4-Ports rated up to 90W (240W total power)		
NetWaySP4B		—	4	4-Ports rated up to 30W (120W total power)	✓	
NetWaySP4BTB		—	4	4-Ports rated up to 90W (240W total power)		
NetWaySP8B		2	6	8-Ports rated up to 30W or 2-Ports rated up to 60W (120W total power)		

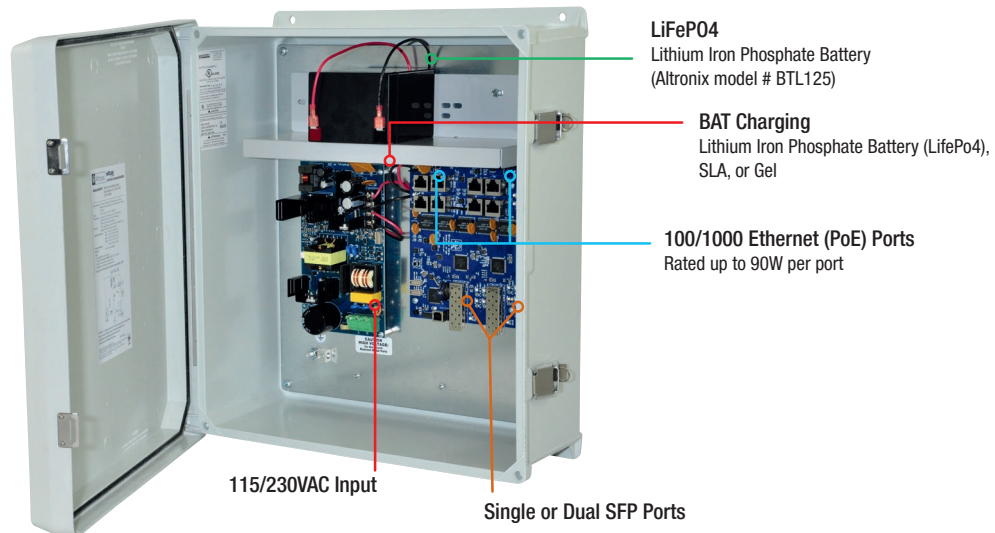
Hardened PoE Switches Mounted in Outdoor Enclosure (external power required)

Model	Configuration	SFP port(s)	10/100 Ethernet ports	10/100/1000 Ethernet ports	PoE ports	Layer Managed with Embedded LINQ™	Input: 48-56VDC
NetWay4E1WPN	NEMA4/4X Rated Outdoor Enclosure	1	——	4	4-Ports rated up to 30W (120W total power)	——	✓
NetWay4E1BTWPN		1	——	4	4-Ports rated up to 90W (240W total power)		
NetWaySP41WPN		2	——	4	4-Ports rated up to 30W (120W total power)		
NetWaySP41BTWPN		2	——	4	4-Ports rated up to 90W (240W total power)		
NetWay4EWPN		1	——	4	4-Ports rated up to 30W (120W total power)	✓	
NetWay4EBTWPN		1	——	4	4-Ports rated up to 90W (240W total power)		
NetWaySP4WPN		2	——	4	4-Ports rated up to 30W (120W total power)		
NetWaySP4BTWPN		2	——	4	4-Ports rated up to 90W (240W total power)		
NetWaySP8WPN		2	2	6	8-Ports rated up to 30W or 2-Ports rated up to 60W (120W total power)		



Hardened PoE Switches (Single SFP) with Power Supply/Chargers in Enclosure

Model	Configuration	SFP port(s)	10/100/1000 Ethernet ports	PoE ports	Layer 2 Managed with Embedded LINQ™	Input: 115/230VAC	Built-in Battery Charger	Enclosure Accommodates Batteries
NetWay4E1WP	Outdoor Enclosure	1	4	4-Ports rated up to 30W (POE201 - 120W total power)	——	✓	SLA or Gel	——
NetWay4E1WPX	Outdoor Enclosure w/Battery Shelf			✓				
NetWay4E1X	Indoor Enclosure			——				
NetWay4E1BTWP	Outdoor Enclosure		4	4-Ports rated up to 90W (POE240 - 240W total power)	✓		LiFePO4, SLA, or Gel	——
NetWay4E1BTWPX	Outdoor Enclosure w/Battery Shelf			✓				
NetWay4E1BTX	Indoor Enclosure			——				
NetWay4ELWPX	Outdoor Enclosure w/Battery Shelf		4 (10/100)	4-Ports rated up to 30W (75W total power)	✓		LiFePO4	
NetWay4EWP	Outdoor Enclosure		4	4-Ports rated up to 30W (POE201 - 120W total power)			SLA or Gel	——
NetWay4EWPX	Outdoor Enclosure w/Battery Shelf			✓				
NetWay4EX	Indoor Enclosure			——				
NetWay4EBTWP	Outdoor Enclosure		4	4-Ports rated up to 90W (POE240 - 240W total power)			LiFePO4, SLA, or Gel	——
NetWay4EBTWPX	Outdoor Enclosure w/Battery Shelf			✓				
NetWay4EBTX	Indoor Enclosure			——				



Hardened PoE Switches (Dual SFP) with Power Supply/Chargers in Enclosure

Model	Configuration	SFP port(s)	10/100 Ethernet ports	10/100/1000 Ethernet ports	PoE ports	Layer 2 Managed with Embedded LINQ™	Input: 115/230VAC	Built-in Battery Charger	Enclosure Accommodates Batteries
NetWaySP41WP	Outdoor Enclosure	2	—	4	4-Ports rated up to 30W (POE201 - 120W total power)	—	✓	SLA or Gel	—
NetWaySP41WPX	Outdoor Enclosure w/Battery Shelf								✓
NetWaySP41X	Indoor Enclosure								—
NetWaySP41BTWP	Outdoor Enclosure		LiFePO4, SLA, or Gel	—					
NetWaySP41BTWPX	Outdoor Enclosure w/Battery Shelf			✓					
NetWaySP41BTX	Indoor Enclosure			—					
NetWaySP4WP	Outdoor Enclosure		—	4	4-Ports rated up to 30W (POE201 - 120W total power)	✓		SLA or Gel	—
NetWaySP4WPX	Outdoor Enclosure w/Battery Shelf								✓
NetWaySP4X	Indoor Enclosure								—
NetWaySP4LWPX	Outdoor Enclosure w/Battery Shelf		—	4	4-Ports rated up to 30W (75W total power)	LiFePO4		✓	
NetWaySP4BTWP	Outdoor Enclosure		—	4	4-Ports rated up to 90W (802.3bt) (POE240 - 240W total power)	✓	LiFePO4, SLA, or Gel	—	
NetWaySP4BTWPX	Outdoor Enclosure w/Battery Shelf							✓	
NetWaySP4BTX	Indoor Enclosure							—	
NetWaySP8WP	Outdoor Enclosure		2	6	8-Ports rated up to 30W or 2-Ports rated up to 60W (POE201 - 120W total power)	✓	LiFePO4, SLA, or Gel	—	
NetWaySP8WPX	Outdoor Enclosure w/Battery Shelf							✓	
NetWaySP8X	Indoor Enclosure							—	
NetWaySP8LWPX	Outdoor Enclosure w/Battery Shelf	2	6	8-Ports rated up to 30W or 1-Port rated up to 60W (75W total power)	LiFePO4	✓			
NetWaySP8WP2	Outdoor Enclosure	2	6	8-Ports rated up to 60W (POE240 - 240W total power)	✓	LiFePO4, SLA, or Gel	—		
NetWaySP8WPX2	Outdoor Enclosure w/Battery Shelf						✓		
NetWaySP8X2	Indoor Enclosure						—		


Media Converters

Model	Configuration	SFP port(s)	10/100/1000 Ethernet ports	PoE Ports	Class 2 power limited Outputs	56VDC Power Output	Integral Power Supply/Charger	Power Input	Built-in Battery Charger
NetWaySP4	1U Rack Mount	4	4	Supports up to 60W max per port	—	✓	—	48-56VDC or PoE+ (30W) / Hi-PoE (60W)	—
NetWaySP4P				120W max per port (240W total power)	—		✓	115/230VAC	✓
NetWaySP4P2				60W max per port (240W total power)	✓		✓	115/230VAC	✓
NetWaySP4PX				120W max per port (480W total power)	—		✓	115/230VAC	✓
NetWaySP1BT	Modular Case	1	1	90W max	—	—	—	48VDC to 56VDC	—
NetWaySP1P			1	30W max					
NetWaySP2P			2	30W max per port					
NetWaySP1A	Modular Case	1	1	N/A	—	—	—	PoE (Class 1)	—
NetWaySP8A	1U Rack Mount	8	8					115/230VAC	
NetWaySP16A	1U Rack Mount	16	16					115/230VAC	


Media Converters in Outdoor Enclosure

Model	Configuration	SFP port(s)	10/100/1000 Ethernet ports	PoE ports	Input: 48-56VDC
NetWaySP1BTWPN	Outdoor Enclosure	1	1	Single Port (802.3bt) rated up to 90W	✓
NetWaySP2PWPN	Outdoor Enclosure		2	2-Ports rated up to 30W	

NetWaySP2P - 3-Port Media Converter/Switch



NetWaySP1BTWPN - Outdoor Single Port Media Converter




Media Converters with Power Supply/Chargers in Outdoor Enclosure

Model	Configuration	SFP port(s)	10/100/1000 Ethernet ports	PoE ports	Input: 115/230VAC	Built-in Battery Charger	Enclosure Accommodates Batteries		
NetWaySP1BTWP	Outdoor Enclosure	1	1	Single Port (802.3bt) rated up to 90W	✓	✓	—		
NetWaySP1BTWPX	Outdoor Enclosure w/Battery Shelf						✓		
NetWaySP2PWP	Outdoor Enclosure		2	2-Ports rated up to 30W			—		
NetWaySP2PWPX	Outdoor Enclosure w/Battery Shelf						✓		

Ethernet to Fiber Media Converters

NetWaySP4P / NetWaySP4P2 / NetWaySP4PX - 4-Port Media Converters with Integral Power




NetWaySP1A - Single Port Media Converter



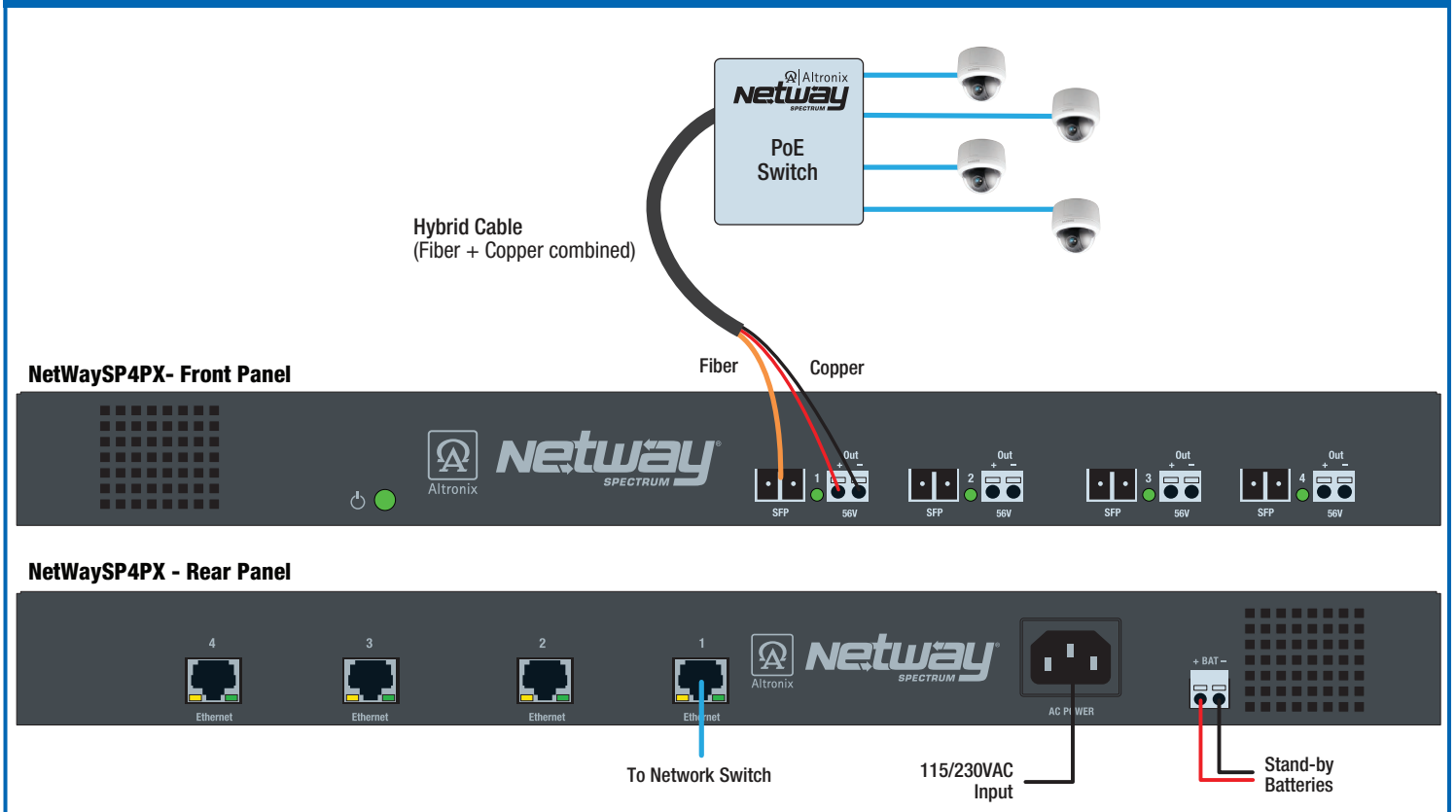
Ethernet Port
PoE Input (Class 1)
Data to Switch

SFP Port
Fiber to NetWay Spectrum PoE Switch

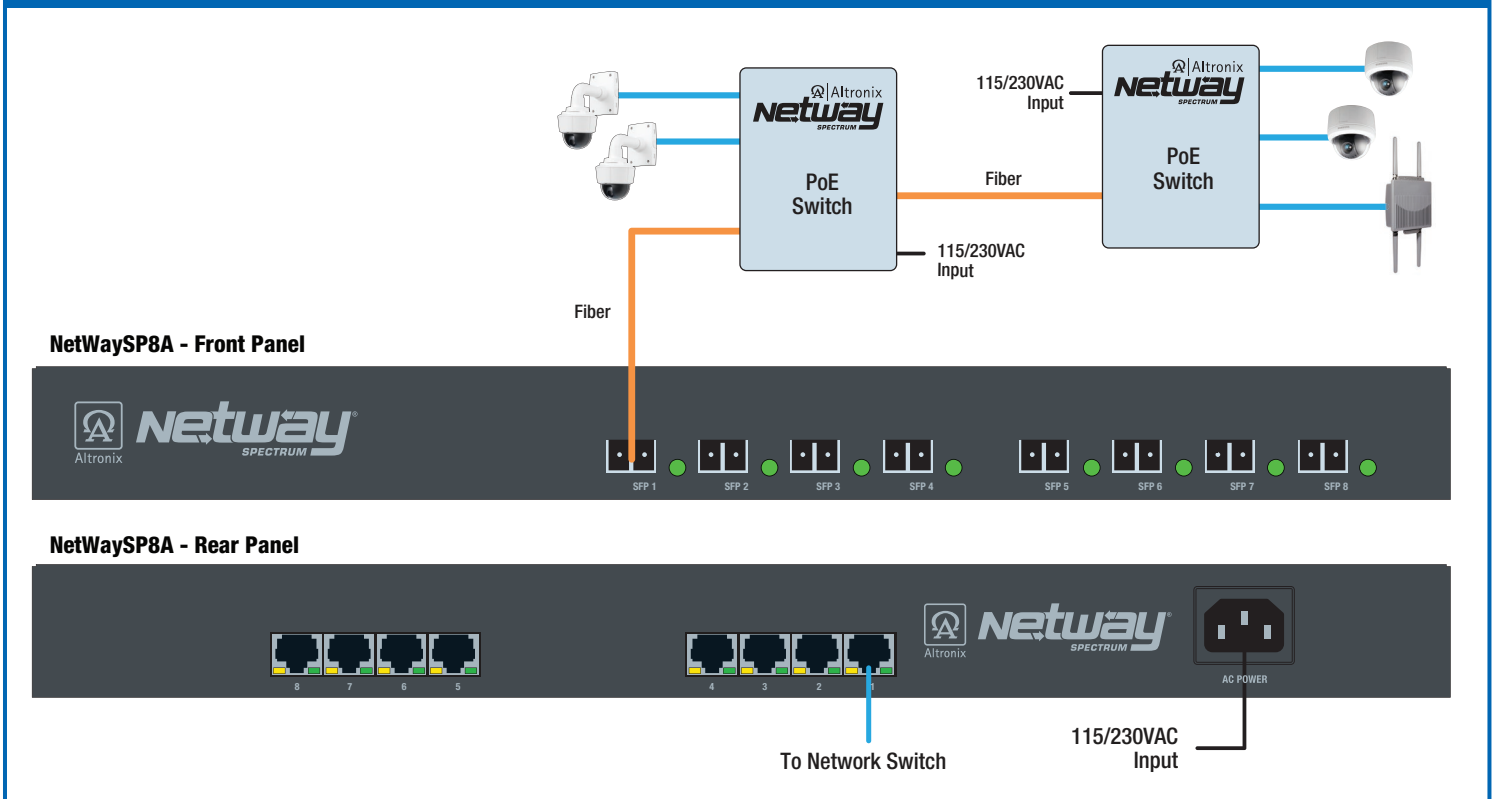
NetWaySP8A - 8-Port Media Converter (16-Port version available)



NetWaySP4PX Application Generating Power from the Head-End to Remote NetWay Spectrum PoE Switch











NetWaySP8A Application Utilizing Local Power at Remote NetWay Spectrum PoE Switches



Power Sources for NetWay Spectrum

Model	Description	Input	Total Output Power	Built-in Battery Charger	Dimensions (LxWxH)
PoE60	Single Output Power Supply/Charger	115/230VAC	56VDC / 75W	Charges LiFePO4 Batteries	4" x 7.19" x 2" (board only)
PoE201			56VDC / 120W	✓	4" x 7" x 1.375" (board only)
PoE240			56VDC / 240W	Charges LiFePO4, SLA, or Gel	4" x 7" x 1.375" (board only)

Accessories for NetWay Spectrum

Model	Description
BTL125	Rechargeable Lithium Iron Phosphate (LiFePO4) battery provides optimal backup. Smart technology - low power disconnect, 10 years shelf life, Up to 5,000 duty cycles and Environmentally friendly. 
PMK1	Pole Mount Kit fits WP1, WP3 & WP4 Altronix Outdoor Enclosures (accommodates 2" - 8" dia. or 5" square poles) 
PMK2	Pole Mount Kit fits WP2 Altronix Outdoor Enclosures (accommodates 2" - 8" dia. or 5" square poles)
RE2	Rack Mount Battery Enclosure (2U) accommodates four (4) 12VDC/7AH batteries. 
P1SM10	Single-mode SFP module (up to 10km). P1SM102PK: 2 pack of P1SM10 
P1MM	Multi-mode SFP module (up to 550m). P1MM2PK: 2 pack of P1MM 
P1AM2PK	Single strand SFP modules (up to 2km). 2 pack 
P1GCE	Copper SFP module (up to 100m). 
VENT2	Pair of air vents to ensure efficient air circulation and prevent water condensation. Includes template and mounting screws. 

PROTECTING CRITICAL INFRASTRUCTURE
OVER LONGER DISTANCES.

