


NS
touch





Brand new product.

When creating **nstouch**, I thought primarily about the user, installer, and design.

Thanks to modern electronics combined with Corian acrylic stone, I was able to create a completely new product for you.

Open electronic outputs and built-in sensors for integrators, stylish and modern format for designers, individual keys for users - with you in mind.



Maksym Nikulin
nstouch founder




Touch Panels **nstouch**

The **nstouch** touch panels are distinguished by their stylish design, variety of materials and individuality of pictograms.

Know about new switches!

Easy to fit into every interior, easy to connect, comfortable to use - three principles at the heart of **nstouch** creation.

Sensitivity of touch keys, tactile feeling, smooth backlight, click sound, metal inlay - **nstouch** simply leaves you no choice.








Ideal part of a whole

nstouch is a modern alternative to conventional switches.

With the help of our panels, you can control lighting, climate, music, automatic curtains, multimedia systems, activate sleep, rest, dinner, and party modes.

Any space from bathrooms to spas, from bathrooms to restaurants, from hotels to small apartments, **nstouch** will give the interior a unique feel, character and style.





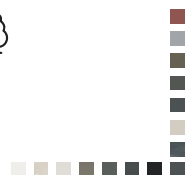


Creativity and individuality

nstouch symbol library lets you mark each key on your panel.

If there is no suitable pictogram in our library, you can make an individual order by filling out the form on our website.


The best of the proposed and ordered images will appear in our library.



Series 80

The most laconic design of our switches and frames, the depth of the products is **8 mm**.

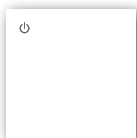
The metal incrustation reaches the edge of the panel. Suitable for those who like simplicity and minimalism.






Switches and panels 80 series

This series features 1, 2, 4, 6, and 8 rocker switches.
2, 6, 8 can be positioned both horizontally and vertically.
Metal encrustation in brass and aluminum.




S80-01
80x80x8 mm



S80-H02
80x80x8 mm



S80-V02
80x80x8 mm




S80-04
80x80x8 mm



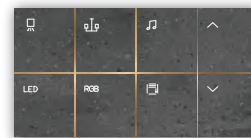
S80-V06
80x120x8 mm



S80-V08
80x152x8 mm



S80-H06
120x80x8 mm



S80-H08
152x80x8 mm


Installation of this series is carried out in round boxes Schneider Electric for solid walls (IMT 35100 or IMT 35101), for hollow walls (IMT 35150) or their analogs.

Frames

Outlet frames are entirely made of Dupont Corian acrylic stone.
For stone options, see page 28.
Corner chamfer 0.7 mm.



S80-R1
80x80x8 mm



S80-R2
152x80x8 mm



S80-R3
223x80x8 mm



S80-R4
295x80x8 mm

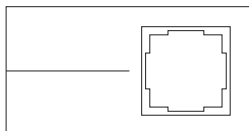


S80-R5
366x80x8 mm

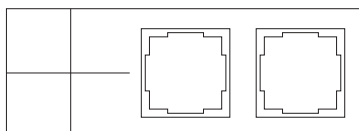
Products can "be equipped with Jung, Gira" mechanisms.
These products are installed in Schneider Electric round boxes or their equivalents.

Combination options

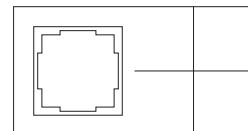
Below are the most popular combinations of **nstouch** products among our customers.



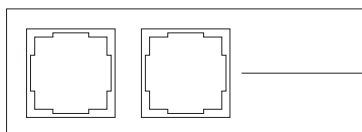
Combo 2HS80 - H02R1
152x80x8 mm



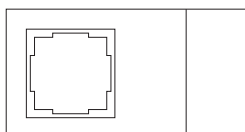
Combo 3HS80 - 04R2
223x80x8 mm



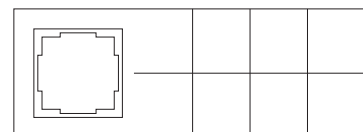
Combo 2HS80 - R104
152x80x8 mm



Combo 3HS80 - R2H02
223x80x8 mm



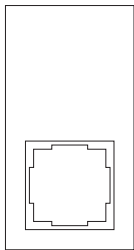
Combo 2HS80 - R1V02
152x80x8 mm



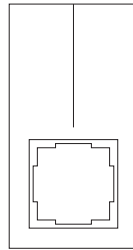
Combo 3HS80 - R1H08
223x80x8 mm

Products can "be equipped with Jung, Gira mechanisms.
These products are installed in Schneider Electric round boxes or their equivalents.

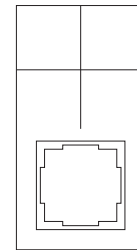
Combo panels can be made in horizontal and vertical design.



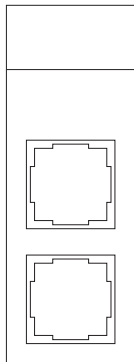
Combo
2VS80 - 01R1
80x152x8 mm



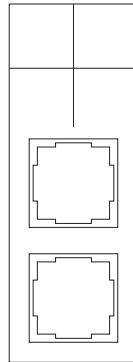
Combo
2VS80 - V02R1
80x152x8 mm



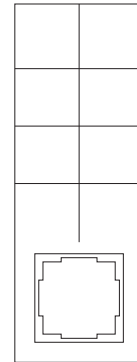
Combo
2VS80 - 04R1
80x152x8 mm



Combo
3VS80 - H02R2
80x223x8 mm



Combo
3VS80 - 04R2
80x223x8 mm




Combo
3VS80 - V08R1
80x223x8 mm

Products can "be equipped with Jung, Gira mechanisms.
These products are installed in Schneider Electric round boxes or their equivalents.




Series 85

Ideal balance for those looking for the design of the 90 series and the ease of installation of the 80 series. Amazing touch feeling. The panels of this series make a pleasant impression in any interior.




Switches and panels 80 series

This series features 1, 2, 4, 6, and 8 rocker switches.
2, 6, 8 can be positioned both horizontally and vertically.
Metal encrustation in brass and aluminum.



S85-01
85x85x8 mm



S85-H02
85x85x8 mm



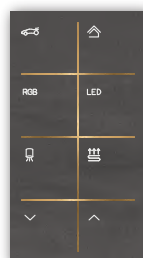
S85-V02
85x85x8 mm



S85-04
85x85x8 mm



S85-V06
85x125x8 mm



S85-V08
85x157x8 mm



S85-H06
125x85x8 mm




S85-H08
157x85x8 mm


Installation of this series is carried out in round boxes Schneider Electric for solid walls (IMT 35100 or IMT 35101), for hollow walls (IMT 35150) or their analogs.

Frames

Outlet frames are entirely made of Dupont Corian acrylic stone.
For stone options, see page 28.
Corner chamfer 0.7 mm.




S85-R1
85x85x8 mm




S85-R2
157x85x8 mm



S85-R3
227x85x8 mm



S85-R4
300x85x8 mm

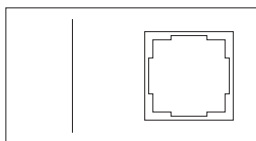


S85-R5
371x85x8 mm

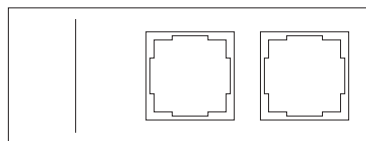
Products can "be equipped with Jung, Gira" mechanisms.
These products are installed in Schneider Electric round boxes or their equivalents.

Combination options

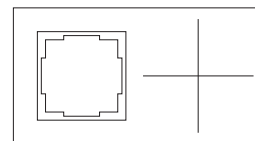
Below are the most popular combinations of **nstouch** products among our customers.



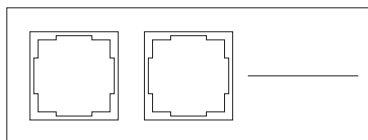
Combo 2HS85 - V02R1
157x85x8 mm



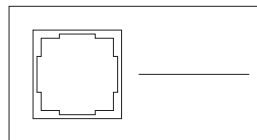
Combo 3HS85 - V02R2
227x85x8 mm



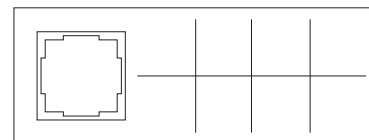
Combo 2HS85 - R104
157x85x8 mm



Combo 3HS85 - R2H02
227x85x8 mm



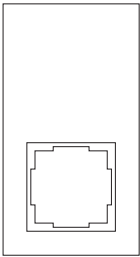
Combo 2HS85 - R1H02
157x85x8 mm



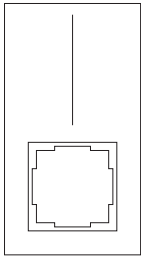
Combo 3HS85 - R1H08
227x85x8 mm

Products can "be equipped with Jung, Gira mechanisms.
These products are installed in Schneider Electric round boxes or their equivalents

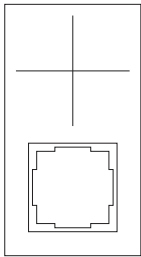
Combo panels can be made in horizontal and vertical design.



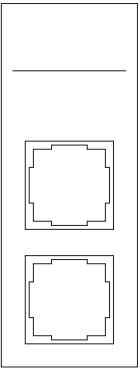
Combo
2VS85 - 01R1
85x157x8 mm



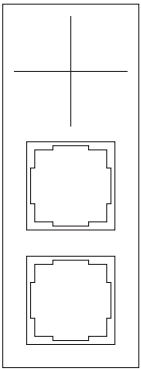
Combo
2VS85 - V02R1
85x157x8 mm



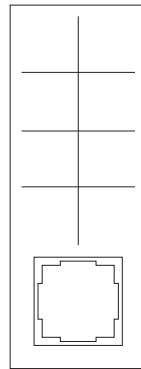
Combo
2VS85 - 04R1
85x157x8 mm



Combo
3VS85 - H02R2
85x227x8 mm



Combo
3VS85 - 04R2
85x227x8 mm




Combo
3VS85 - V08R1
85x227x8 mm

Products can "be equipped with Jung, Gira mechanisms.
These products are installed in Schneider Electric round boxes or their equivalents.

Series 90

Ultra flat series, only 4mm deep. The panels of this series stand out among others for their elegance, they are thin and wide, thanks to which they will look stylish in any interior.


The sockets of this series are distinguished by the fact that there are no protruding elements on the surface of the product, the mechanisms are completely covered with stone. Our absolute favorite!





Switches and panels 90 series


This series includes 1, 2, 4, 8 key switches.
2, 8 can be positioned both horizontally and vertically.
Inlay with metal brass and aluminum.



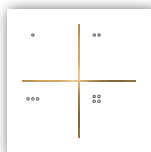
S90-01
90x90x4 mm



S90-H02
90x90x4 mm



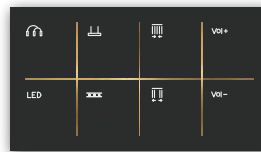
S90-V02
90x90x4 mm



S90-04
90x90x4 mm



S90-V08
90x162x4 mm



S90-H08
162x90x4 mm

Installation of these products is carried out in the square boxes of Gira.
For installation in hollow walls, only the white box is installed; for installation in solid walls,
an additional red box is required.

Frames with mechanisms


"Sockets" of the series are distinguished by the fact that there are no protruding elements on the surface of the products - the mechanisms are completely covered with stone. Variants of acrylic stone and the colors of the rosettes are presented on pages 28-29. Corner chamfer is 0.7 mm.



S90-R1
90x90x4 mm




S90-R2
90x90x4 mm




S90-R3
233x90x4 mm



S90-R4
305x90x4 mm



S90-CH2ac
90x90x4 mm

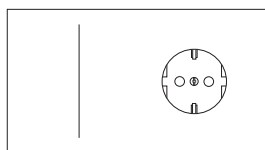


S90-RCH2ac
90x90x4 mm

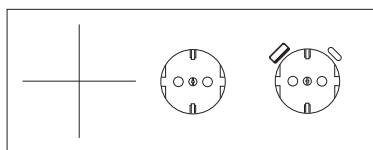
Products are equipped with Jung mechanisms.
Installation of this series is carried out in square mounting boxes Gira E22
1-gang (289600), 2-gang (289700), 3-seater (289800), 4-seater (289900).

Combination options

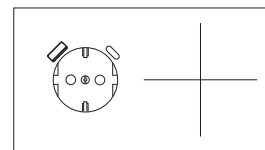
Below are the most popular combinations of **nstouch** products among our customers.



Combo 2HS90 - V02R1
162x90x4 mm



Combo 3HS90 - 04R1RCH2ac
233x90x4 mm



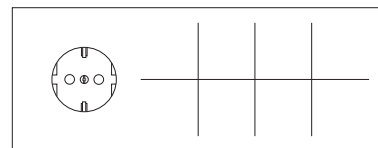
Combo
2HS90 - RCH2ac04
162x90x4 mm



Combo 3HS90 - R1CH2acH02
233x90x4 mm



Combo 2HS90 - H02CH2ac
162x90x4 mm



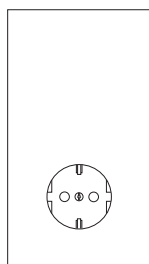
Combo 3HS90 - R1H08
233x90x4 mm

Products are equipped with Jung mechanisms.

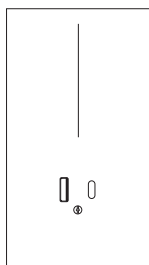
Installation of this series is carried out in square mounting boxes Gira E22

1-gang (289600), 2-gang (289700), 3-seater (289800), 4-seater (289900).

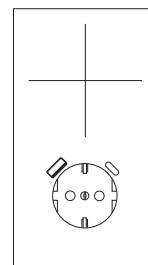
Combo panels can be made in horizontal and vertical design.



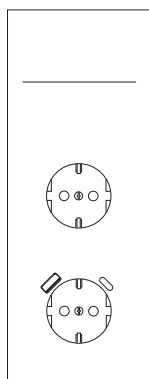
Combo
2VS90 - 01R1
90x162x4 mm



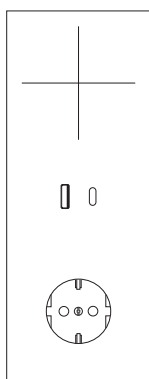
Combo
2VS90 - V02CH2ac
90x162x4 mm



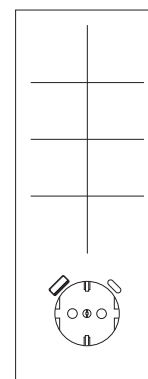
Combo
2VS90 - 04RCH2ac
90x162x4 mm



Combo 3VS90 -
H02R1-RCH2ac
90x233x45 mm



Combo 3VS90 -
04CH2acR1
90x233x45 mm



Combo 3VS90 -
V08RCH2ac
90x233x45 mm


Products are equipped with Jung mechanisms.

Installation of this series is carried out in square mounting boxes Gira E22


1-gang (289600), 2-gang (289700), 3-seater (289800), 4-seater (289900).

nstouch palette - Corian acrylic stone

12 colors available in stock. The lead time for the order is 2-4 weeks.




Designer White




Arctic Ice



Carbon Concrete



Deep Titanium




White Onyx



Gray Onyx



Carbon Aggregate




Deep Espresso




Rain Cloud



Athena Gray



Evening Prima



Deep Nocturne

You can also choose your color of the stone from the full Corian palette, the production time will be 2 months, and the cost will increase by 20%

Vendor codes

Number of sensors

1,2,4,6,8 = sensors

Interface

0 = Electronic Outs
1 = 230V
2 = Electronic Outs/Inps

Sensor orientation

V = Vertical
H = Horizontal

Stone color

DW = Designer White
WO = White Onyx
RC = Rain Cloud
AI = Arctic Ice
GO = Gray Onyx
AG = Athena Gray
CC = Carbon Concrete
CA = Carbon Aggregate
EP = Evening Prima
DT = Deep Titanium
DE = Deep Espresso
DN = Deep Nocturne

Material

S = Stone
W = Wood
H = HPL

Series

80, 85, 90


Inlay

AL = Aluminum
BR = Brass

Product surface

7 = Glossy
3 = Matt

S85 - V02 - DE 3 BR



Combo 3HS90 - H02 CH2ac R1 - GO 7 AL - SL

Number of posts

2,3,4,5

Combo orientation

V = Vertical
H = Horizontal

Socket color

WG = White gloss
BG = Black gloss
SL = Silver
CH = Champagne
MO = Mocha
WM = Matt white
BM = Matt black
AM = Anthracite matt



For notes



www.ns-touch.com

