



FL44 CurveLux

Asymmetric LED Floodlight to Realize Better Uniformity
Elegant curve appearance with superior performance



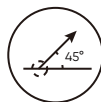
120 lm/w



IP66



IK08



Adjustable
bent bracket



Warranty




Asy optics



Slim design

Unique design with graceful arc brings visual enjoyment



Upgrade light efficiency 150 lm/w

Genuine replacement for high power metal halide/sodium floodlight.

50/100W = 250W MH/HID
Energy Saving 68%

68%

150W = 400W MH/HID
Energy Saving 63%

63%

200W = 600W MH/HID
Energy Saving 60%

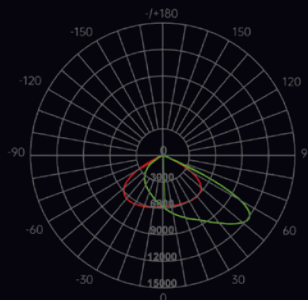
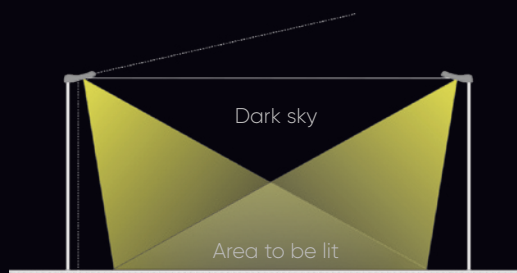
60%

Popular asymmetrical optics

Among all the optic lenses, up to 87% of clients choose the asymmetrical lens.

The Asymmetrical lighting distribution improves the lighting utilization and avoids the light pollution, as its forward throw light reduces glare and increases uniformity a lot.

Less light pollution



Better uniformity



LESS LIGHT LOSS

BETTER LIGHT
UNIFORMITY

Five dimension's family

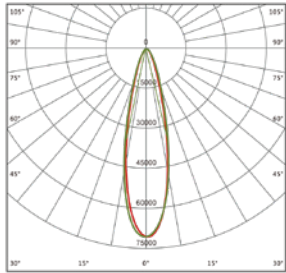
5 sizes to cover 6 power options make it the most compact floodlight without compromising on superior performance.



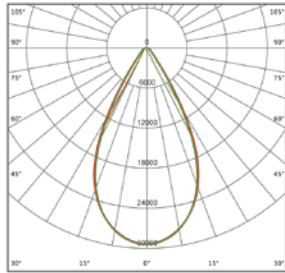
FL44 Product Range

Model No	FL44-050	FL44-100	FL44-150	FL44-200	FL44-240	FL44-300
Power Consumption(±5%)	50W	100W	150W	200W	240W	300W
Input Voltage	220-240 Vac, 50 / 60 Hz					
Control	0-10V dimmable					
Luminous Flux (±10%)	7500lm	15000lm	22500lm	30000lm	36000lm	45000lm
Efficacy(5000K Ra70)	150lm/W					
CCT & CRI	5000K (3000K, 4000K optional) Ra70 (Ra80 optional)					
Beam Angle	25° / 60° / 26°x 60°, tilt 10° / 55°x 125°, tilt 55°					
Protection Rating	IP66, IK08					
Operating Temperature	-30°C to + 45°C					
Warranty	5 years					

Symmetric light distribution

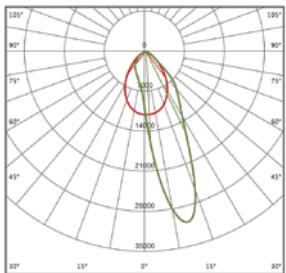


25°

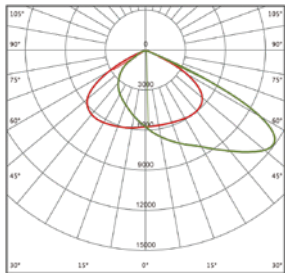


60°

Symmetric light distribution



26°x 60°, tilt 10°



55°x 125°, tilt 55°

Mounting Options



U Bracket Mounting



Pole Mounting



Clamp Bracket



Outtrigger Arm Mounting