



CATALOGUE & HISTORY



02 | The History

10 | A Utility Finish

14 | The Standard Collection

26 | The Underground Collection

36 | The Craftsmans™ Collection

52 | Product Order Codes

57 | Contact Details

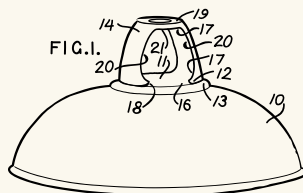
LIGHTING THE
WAY FOR
GENERATIONS
—
AND
GENERATIONS
TO COME

LIGHTING A LIFETIME

Coolicon Lighting Limited is a brand steeped in 90 years of rich British product history.

Our roots lie in lighting innovation with a speciality in cooling light bulbs and even light distribution for efficiently lighting above and below.

We are leaders of Vitreous Enamel lighting products, handcrafted to last a lifetime, building on the benchmark set by our Coolicon® forefathers. We pair fine materials with the honed skills of today's craftspeople to produce exemplary lighting products to use and love every day.



May 12, 1933, Patent No. 13850. [Class 75 (ii).]



FACTORY
LIGHTING

Shoemaking for the Wrens during WW2, England 1944

SINCE 1933

The Coolicon® lampshade is a piece of British history dating back to industrial Art Deco Britain where hand skills and production were king. The industrialisation of Britain during the Second World War saw Coolicon® feature in all walks of life, from factories to pubs.

First patented in 1933, the Coolicon® shade soon became England's choice for factory lighting due to its functional bi-directional lighting design and robust Vitreous Enamel finish.



A black and white photograph of a shoemaker working on a machine in a factory. The shoemaker is in the foreground, wearing a light-colored work coat, and is operating a large, complex machine with a hand crank. The machine has a large, diamond-patterned metal mesh in the foreground. In the background, another worker is visible, also working on a machine. The factory has a high ceiling with exposed wooden beams and several large, industrial-style pendant lights hanging from the ceiling. The overall atmosphere is one of a busy, industrial workshop.

FACTORY
LIGHTING

Shoemaking for the Wrens during WW2, England 1944

BRITISH HISTORY

An icon of British industry, the Standard Coolicon® lampshade and its elegant form is as fresh and ground-breaking today as it was in 1933. The lampshade's thoughtful design and durability made it a reliable beacon for millions of workers in Britain's industrial heartlands.

The shade's utilitarian aesthetic and functionality drew the attention of many British greats across the era. Winston Churchill's war bunker kitchen, the government's corridors of power, military offices, and early hospitals all featured Coolicon® shades hanging proudly throughout.

From corridors to the big screens, these utility shades made their way into two James Bond movies and were used to create special effects sounds by Delia Derbyshire, creator of the iconic Dr Who soundtrack for the BBC.

The Coolicon® brand became synonymous with British industry and culture, finding its way into the collective hearts of a nation, thus establishing itself as a British design classic.





Assembly of care packages for the soldiers fighting abroad during WW2, England 1940s



Lighting the Stoke-on-Trent Potteries, England 1950s



AMBIENT LIGHT
ABOVE

DIRECTIONAL
LIGHT BELOW

NINE DECADES IN THE MAKING

The first prototype Coolicon® shade was created in 1932 and released into production in 1933, setting the standard ever since.

Re-establishing the brand in 2015 saw the addition of new collections and products. Building on our heritage, these innovative lampshades, the archetype of bi-directional lighting, have made their way from the British factory setting into family homes and commercial projects worldwide.

The handmade nature of Coolicon® products makes for character-rich and unique lighting solutions that stand out in any interior.



A MUST SEE!
Hand Enamelling a
British Design Classic



Size: 2 Available

Materials: Steel with Vitreous Enamel Finish

Compatible with: All bulb types (100W MAX)

Origin: Made in the UK

Lamp Holder Size (original): B22 or E14

Lamp Holder Size (large): E27

Weight (original): approx. 0.5kg

Weight (large): approx. 1kg

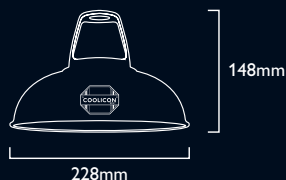
Handmade in the UK



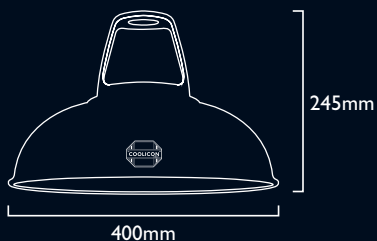
Electrical components conform to:



Original



Large



THE 5 HALLMARKS OF THE ORIGINAL 1933™ DESIGN

No.1

Large vents punched out of top gallery:
Provides ambient light above and task light
below while allowing bulb to burn 40% cooler

—

No.2

Two-part construction: Vented top gallery is
skilfully hand-welded to lower reflector

—

No.3

Solid steel construction forming an extremely
robust structure to last a lifetime

—

No.4

Vitreous Enamel coating: High gloss and durable
finish with bright white interior for maximum
light reflection

—

No.5

Registered brand badge: Aligned by eye and
applied by hand, the final touch from the Maker

The Maker's Marks



Our enamel shades proudly feature what we call “*Maker's marks*”, character marks that show the human influence in the products creation. These marks show the authenticity of the products and celebrate the skill of the craftsperson whose hands shaped them.


UNPREDICTABLE MAGIC HAPPENS AT 800°C

A material born out of extreme conditions with strength to last decades, Vitreous Enamel, also referred to as Porcelain Enamel, is what gives Coolicon® shades that deep colour and classic utility finish.

Vitreous Enamel is a glass surface fused to a steel substrate at very high temperatures - over 800°C. We have incorporated this traditional material into all of our products using a *wet enamelling* process. This process must be done by hand and is considered the most skilled form of enamelling.

Multiple applications and firings build a thick glass surface with a rich depth of colour. The glass runs and fuses differently every time allowing for Coolicon®'s signature expressed edges, deep colours and character marks to form.

As with many traditional processes, wet enamelling takes years to perfect, and the skills are often passed down from generation to generation. We see this as a great honour, not only to provide a space for craftspeople to perfect their work but also being able to keep these family traditions alive.





Firing of the white inside, the final one after building up the outside coat



THE ORIGINAL
1933™ DESIGN



THE STANDARD COLLECTION

The Original 1933™ Design lampshade in Viteous Enamel is a handcrafted legacy, true to the patent, perfectly meeting the lighting requirements of today.

An icon in its own right.

The introduction of the Large 1933™ Design utilises the ambient light, to transition the shade from utility task light to contemporary interior lighting.

The Standard Collection ensures this timeless lampshade will be at home in any room.



ORIGINAL WHITE



ORIGINAL GREEN



CLASSIC CREAM



JET BLACK

THE CLASSIC PALETTE

The *Classic Palette* is made up of six colours dating back from the 1930s, 1940s and 1950s.

Quintessentially British enamel colours, this palette was built from historical influences; Original Green, a classic racing colour, Original Grey, from garages and automotive workshops, and Original White, from the corridors and wards of hospitals.



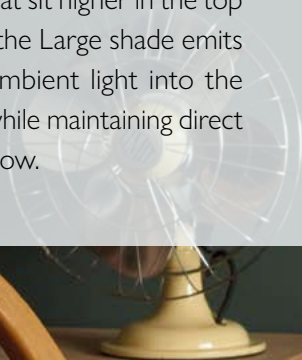
ORIGINAL GREY



ROYAL BLUE

THE LARGE 1933™ DESIGN

The Large 1933™ Design shade shares the same visual language and proportions of the Original shade, but shapes the light differently to suit main room or statement lighting. Accepting larger light bulbs that sit higher in the top gallery, the Large shade emits more ambient light into the room while maintaining direct light below.





THE LARGE
1933™ DESIGN





TERRACOTTA



SKY BLUE



POWDER PINK

THE CONTEMPORARY PALETTE



LATTE BROWN



FRESH TEAL



DEEP YELLOW

Our *Contemporary Palette* is made up of six vibrant modern colours. Traditionally very challenging to produce, these enamel colours are often only used in small areas such as on jewellery. The *Contemporary Palette* brings the classic utility lampshade up-to-date in refreshing interior accent colours. These colours further reveal the expressed edges and Maker's Marks, bringing them to the aesthetic forefront.





DEEP YELLOW





TERRACOTTA





METROPOLITAN



PEWTER

THE SELECT PALETTE





SELVEDGE



ANTINIUM

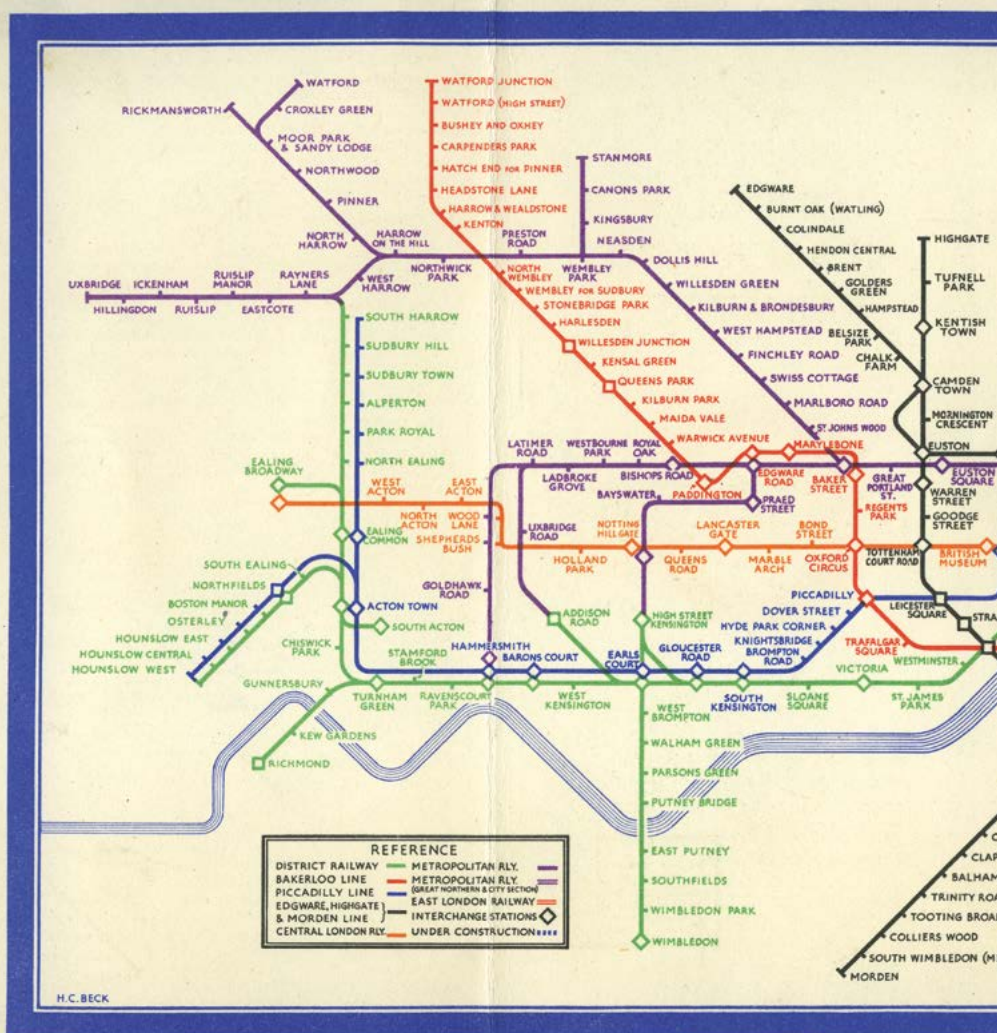


Influenced by sumptuous Victorian interiors and Georgian elegance these rich, deep, period colours are our most complex enamel recipes. Inspired by the past, re-imagined for today; the *Select Palette* will suit every interior, pairing timeless colours with timeless design.



THE UNDERGROUND COLLECTION

Sharing a rich heritage story, the Coolicon® shade was first designed in London and released in 1933, as was the original London Underground map designed by Harry Beck. Proving to be an icon-generating year in the British capital, 1933 saw Frank Pick initiate a coherent design approach to London's public transport system which Coolicon® seamlessly fitted into. This began to shape the city landscape with the modernist stations by Charles Holden and Stanley Heaps, all while Coolicon® shades lit the workshops and back rooms that kept the stations and network running.



HARRY BECK

Harry Beck created the famous London Underground map as we know it today. As a technical draughtsman working at the London Underground Signals Office, Beck used his experience to map the complex tube route in the same colour coordinated format found in electrical circuit diagrams to propose a radical solution that was lauded on its release in 1933.

Owing to its historic relationship with the London Underground, the Coolicon® shade is the only product in the world to bear the original map as Beck drew it.

©TfL Reg'd User No 17/5143





NORTHERN LINE BLACK



PICCADILLY LINE BLUE



DISTRICT LINE GREEN



PAPER CREAM



London Underground Sign Room, Circa 1930s



UNDERGROUND
EXTERIOR

—
LARGE





WORKSHOP LIGHTING

Transport for London Overground Bus Network Workshop, circa 1950



—

A PIECE OF HISTORY

—

Coolicon Lighting is one of the few remaining, truly British heritage brands who manufacture handmade products on an industrial scale in England.

Taking pride in our roots, with every Coolicon® shade created, we share the legacy of not just the brand, but of the generations of craftspeople whose time, dedication and love of the process made it possible.

A Coolicon® lampshade is more than just a lighting accessory, it is the lampshade that keeps history alive.



THE CRAFTSMANSTM COLLECTION

The shade that once lit England's world renowned Potteries of Stoke-on-Trent is now handmade in these very Potteries.

Through our *CraftsmansTM Collection* we celebrate the long history of fine British ceramics that has been refined over generations.

The *CraftsmansTM Collection* marries classic materials, traditional skills and processes with timeless design to create a new refined aesthetic.





—

GLOSS SILHOUETTE

—

The Gloss Silhouette is the only shade in the Coolicon Lighting collection not to feature the trademark opening in the gallery.

This very special shade instead utilises the translucent properties of *Fine Bone China*. When illuminated the differing thickness of the top gallery glows to subtly pay homage to the trademark shape.

Formed from Bone China, a material so refined it is favoured by the Queen of England, this lampshade exudes elegance in every way.

As such, the Gloss Silhouette badge is hand applied and finished in real gold, fired into the glaze, never to tarnish.





NATURAL TERRACOTTA

As the unsung hero of the ceramic's world, Terracotta goes largely unnoticed.

In the same way we celebrate the beauty in the original utility Standard shade, we see the beauty, craft, and individuality of this traditional utility ceramic.

With structural properties far more forgiving than Fine Bone China, *Natural Terracotta* allows us to incorporate Coolicon®'s signature vented gallery cut outs into this elegant collection.

Our *Natural Terracotta* shades are skilfully formed from this naturally rough clay, turning a rich, red-toned colour when fired in the kiln; a stark contrast and perfect companion to the high shine of the Gloss Silhouette.

Accenting the matte exterior with a traditional semi-transparent white Zinc glaze inside, our *Natural Terracotta* lampshade champions this warm, autumnal material, bringing it out of the woodwork and into contemporary interiors.





Fine Bone China produced in its birth place of Stoke-on-Trent, England, is skillfully crafted by hand at every stage of production.







Size: 1 Available

Materials: Fine Bone China with 24-karat gold badge

Compatible with: All bulb types (60W MAX)

Origin: Made in the UK

Lamp Holder Size: B22 or E14

Product Weight: approx. 0.7kg

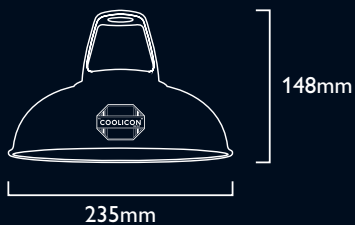
Handmade in the UK



Electricals conform to:



Gloss Silhouette





Size: 1 Available

Materials: Terracotta

Compatible with: All bulb types (60W MAX)

Origin: Made in the UK

Lamp Holder Size: B22 or E14

Product Weight: approx. 0.7kg

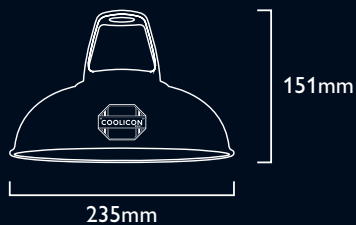
Handmade in the UK



Electricals conform to:



Natural Terracotta





—


THE COOLICON® ACCESSORIES

—

Our Vitreous Enamel ceiling cups perfectly match the Coolicon® Lighting range, hand enamelled in the same white as the inside of our Standard Collection shades. The proportions, colour and finish make for the perfect pairing.

Available with three different lamp holders, Coolicon® Suspension Sets reflect the brand's heritage and authentic product offering.

To keep the design clean and the joint barely noticeable, look closely and you'll find the cord grip sits snugly in a dimple on the top of the ceiling cup.



E14
SIGNATURE BRASS




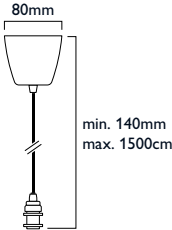
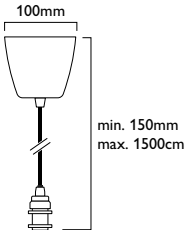

E27
SIGNATURE BRASS



Our E14 and E27 Signature Brass lamp holders, with a white Vitreous Enamel ceiling cup matching the inside of the Coolicon® 1933™ Design lampshade are connected by timeless black fabric overbraided cable.

This lamp holder is designed to last a lifetime, just like our lampshades. Imprinted with a “Coolicon” in the solid brass holder, this set is sure to place your shade centre stage.

Compatible with all *Original 1933™ Design* Lampshades and our *Craftsmans™ Collection*.

<p>Sizes: 2 Available</p> <p>Materials:</p> <p>Signature Brass: Brass & Steel with Vitreous Enamel Finish</p> <p>Industrial: Black plastic & Steel with Vitreous Enamel Finish</p> <p>Contemporary Porcelain: Porcelain & Steel with Vitreous Enamel Finish</p> <p>Compatible with:</p> <p>E14 Suspension Sets: E14 lightbulbs (60W MAX)</p> <p>E27 Suspension Sets: E27 lightbulbs (100W MAX)</p> <p>Origin: Made in the UK</p> <p>Weight:</p> <p>E14 Suspension Sets: approx. 0.3kg</p> <p>E27 Suspension Sets: approx. 0.4kg</p> <p>Handmade in the UK</p> 	<p>E14 Suspension Set</p> 
	<p>E27 Suspension Set</p> 
	<p>Electrical components conform to:</p> 



Our *E14 and E27 Industrial* black, Bakelite style lamp holders and white Vitreous Enamel ceiling cups are connected by timeless black fabric overbraided cable.

This suspension set breathes classic utilitarian style lighting, finishing your Coolicon look.

Compatible with all Original 1933™ Design Lampshades and our Craftsmans™ Collection.

Our *E14 and E27 Contemporary Porcelain* lamp holders and white Vitreous Enamel ceiling cups – reflecting the inside of the Coolicon® 1933™ Design lampshade - are linked with a black fabric overbraided cable.

Sleek by design and crisp in colour, this suspension set ties your Coolicon look together with grace.

Compatible with all Original 1933™ Design Lampshades.
Please note: this suspension set is not compatible with the Craftsmans™ Collection Lampshades



Product Order Codes

The Standard Collection

ORIGINAL	
Exterior Colour	Code
Antinium	CL01-ANT
Jet Black	CL01-BLK
Royal Blue	CL01-BLU
Classic Cream	CL01-CRM
Original Green	CL01-GRN
Original Grey	CL01-GRY
Latte Brown	CL01-LTE
Metropolitan	CL01-MET
Pewter	CL01-PEW
Powder Pink	CL01-PNK
Selvedge	CL01-SEL
Sky Blue	CL01-SKY
Fresh Teal	CL01-TEL
Terracotta	CL01-TER
Original White	CL01-WHT
Deep Yellow	CL01-YEL

LARGE	
Exterior Colour	Code
Antinium	CL02-ANT
Jet Black	CL02-BLK
Royal Blue	CL02-BLU
Classic Cream	CL02-CRM
Original Green	CL02-GRN
Original Grey	CL02-GRY
Latte Brown	CL02-LTE
Metropolitan	CL02-MET
Pewter	CL02-PEW
Powder Pink	CL02-PNK
Selvedge	CL02-SEL
Sky Blue	CL02-SKY
Fresh Teal	CL02-TEL
Terracotta	CL02-TER
Original White	CL02-WHT
Deep Yellow	CL02-YEL

The Underground Collection

ORIGINAL	
Interior Map	Code
Northern Line Black	UND-CL01-BLK
Piccadilly Line Blue	UND-CL01-BLU
Paper Cream	UND-CL01-CRM
District Line Green	UND-CL01-GRN
Exterior Map	
Classic Cream	UND-CL01-CRM-MAP

LARGE	
Interior Map	Code
Northern Line Black	UND-CL02-BLK
Piccadilly Line Blue	UND-CL02-BLU
Paper Cream	UND-CL02-CRM
District Line Green	UND-CL02-GRN
Exterior Map	
Classic Cream	UND-CL02-CRM-MAP

The Craftsmans™ Collection

ORIGINAL	
Material	Code
Gloss Silhouette	CL04-GLS
Natural Terracotta	CL06-TER

The Coolicon® Accessories

E14	
Material	Code
E14 Brass	SK01-E14-BRS
E14 Industrial	SK01-E14-IND
E14 Porcelain	SK01-E14-POR

E27	
Material	Code
E27 Brass	SK02-E27-BRS
E27 Industrial	SK02-E27-IND
E27 Porcelain	SK02-E27-POR



COPYRIGHTS & TRADEMARKS:

All Document material © 1933-2022 Coolicon Lighting Ltd. or copyright owner/representative. The COOLICON® trademark, COOLICON® logo and London Underground Roundel are trademarks and used under licence. Select historic images throughout are used under licence and may not be duplicated, edited or reproduced in any way.

YOUR LOCAL RETAILER DETAILS:



GET INSPIRED

Website: www.cooliconlighting.com

Instagram: [instagram.com/CooliconLights](https://www.instagram.com/CooliconLights)

Facebook: [facebook.com/CooliconLights](https://www.facebook.com/CooliconLights)

Twitter: twitter.com/CooliconLights

GENERAL ENQUIRIES

hello@cooliconlighting.com

SALES & ORDERS

sales@cooliconlighting.com

PRESS & PR

press@cooliconlighting.com

COOLICON® LIGHTING LIMITED

Office:

36 Dalmeny Street

Edinburgh

EH6 8RG, UK

T: +44 (0) 131 553 7766

Showroom:

30 Salamander Street

Edinburgh

EH6 7HZ, UK

A PIECE OF DESIGN HISTORY

—

MADE FOR TODAY

