RED

integrating
lighting
technologies

2021-2022

a brand by
UNIVERSAL SCIENCE

UNIVERSAL SCIENCE

Dal 2007 il ruolo di **Universal Science** in Italia consiste nell'offrire al cliente un servizio di collaborazione e cooperazione nello sviluppo di sistemi LED di qualità. Forte del know-how che affonda le radici nell'esperienza decennale del proprio staff, la nostra azienda è in grado di prendersi cura di ogni aspetto tecnico legato al corretto impiego del LED: dall'elettronica alla gestione termica, dall'ottica alla meccanica.

Il team di Universal Science può quindi garantire un supporto progettuale che parte dalla proposta estetica fino ad arrivare alla definizione funzionale del prodotto finito. A queste attività affianchiamo inoltre lo sviluppo e la distribuzione di componenti per LED tra cui moduli, ottiche, interfacce termiche e sistemi di alimentazione.

Il nostro apporto diventa fondamentale nel determinare il risultato finale in termini di efficienza, vita del prodotto e qualità dello stesso. Oltre 10 anni di attività a supporto dei reparti tecnici e R&D dell'industria dell'illuminazione garantiscono un'elevata esperienza nell'ambito degli assemblaggi elettronici, dell'analisi termica e del progetto di sistema, posizionando l'azienda ai vertici del proprio mercato.

From 2007 **Universal Science** has been offering the customer a cooperation service in development of quality LED systems. Thanks to the experience and know-how of its staff, our company takes care of every technical aspect related to the correct use of LED: from electronics to thermal management, from optics to mechanics.

Universal Science team can therefore guarantee design support from the aesthetic proposal to the functional definition of the final product.

These activities go with the development and distribution of LED components such as modules, optics, thermal interfaces and drivers.

We give a fundamental contribute in defining the final result in terms of efficiency, product life and quality. Our management has spent more than 10 years supporting technical and R&D departments in lighting industry: this great experience in electronic assemblying, thermal analysing and system designing guarantees to the company a top position in LED lighting business.

RED – INTEGRATING LIGHTING TECHNOLOGIES

Nel 2018 Universal Science ha creato un nuovo brand, **RED – Integrating Lighting Technologies,** andando maggiormente incontro alle necessità del cliente e adattandosi alle nuove esigenze di mercato. RED identifica sia la produzione di moduli LED sia le soluzioni d'illuminazione standard che proponiamo ai clienti e nasce nell'ottica di essere più riconoscibili e di avere maggiori punti di contatto con le reti commerciali estere.

La progettazione e produzione di moduli LED per applicazioni nel settore illuminotecnico è la nostra specializzazione. La volontà di investire e di costruire innovazione in Italia è testimoniata proprio dall'impianto produttivo di Pregnana Milanese (MI): 2.000 mq di ampi spazi che ospitano uffici modulari adiacenti ai quali è stata realizzata l'area di produzione, collegata ad un magazzino completamente automatizzato.

L'impianto è dotato di linee SMT all'avanguardia con una capacità di montaggio che supera i 100 milioni di LED annui. L'investimento non riguarda soltanto gli spazi produttivi, ma anche l'adozione di macchinari e strumentazioni innovativi (tra cui serigrafiche automatiche, sfere integratrici con spettroradiometro, data logger per temperature multicanale e una stampante 3D per la prototipazione rapida), che si aggiungono alle attrezzature specialistiche (tra cui resinatrici e fustellatrici per interfacce termiche).

In 2018 Universal Science created a new brand, **RED – Integrating Lighting Technologies**, to be even more focus on the new market needs.

RED identifies both modules production and standard LED system solutions and it was originally designed to make us more recognisable and to have more contact points with foreign commercial networks.

LED modules development and production for applications in the lighting area is our specialization. The willingness to invest and make innovations in Italy is right witnessed by the production plant in Pregnana Milanese (Milan-Italy): 2.000 sq.m. that house modular offices with an adjacent production area, connected to a fully automated warehouse.

The plant is equipped with cutting-edge SMT lines with an assembly capacity of over 100 milions LEDs per year. The investment doesn't concern only spaces and production lines, but also the implementation of innovative machines and instrumentations (including automatic screen printing machines, integrating spheres, multi-channel data loggers and a 3D printer for fast prototyping), in addition to the specialist equipment (including resin machines and die-cutters for thermal interfaces).



OUR NUMBERS

100 MILLIONS+ ASSEMBLIED LEDs PER YEAR

300+ CUSTOMERS ALL OVER THE WORLD

40+ EMPLOYEES AND SALES AGENTS

2000+ OFFICES SQ.M.

COMPANY MILESTONES

2007
Vincenzo Reda founds Universal Science in italy

2012
Purchase of the first SMT machine for prototypes and small series

2015
New offices and production plant in Pregnana Milanese (MI), including the first fully automatic SMT line

2016
The production plant is boosted with a second automatic SMT line

2018
Universal Science creates a new brand: RED - Integrating Lighting Technologies

2019
Improvement of the technical department, both in terms of engineers and software (SolidWorks and Altium)



Featured services

Strategic partnerships

Standard and custom optics	Thermal interface materials	Special LEDs	IP20 & IP67 LED drivers
- TIR	- Tape	- UVA	- CC/CV
- Free Form	- Gap Filler	- UVB	- Bluetooth
- Reflectors	- Ultra Soft	- UVC	- DMX
- Hybrid	- Silicon	- IR	- DALI
- Fresnel			- PLM

Support in LED fixture design

ELECTRONIC DESIGN

OPTICS DESIGN

MECHANICAL DESIGN

THERMAL DESIGN

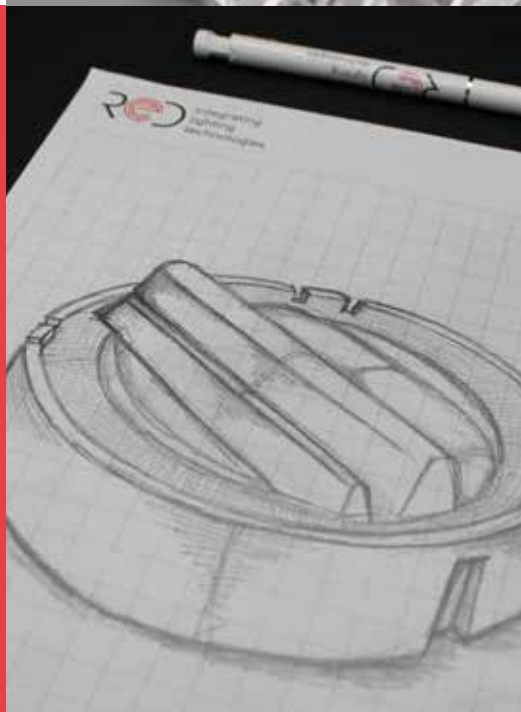

INDEX

LightMAX
High power lighting solutions page 8

LineMAX
Linear lighting solutions page 38

DecoMAX
Decorative lighting solutions page 68

DotMAX
Spot lighting solutions page 96

FlatMAX
Low-bay lighting solutions page 116

SpecialRED
UV lighting solutions page 130

Product Nomenclature page 139

Le informazioni contenute nel presente catalogo sono indicative e potrebbero subire delle variazioni.
Per le specifiche tecniche, fare riferimento al Datasheet del prodotto.

The information contained in this catalogue are approximate and may vary. For technical specifications, refer to the product Datasheet.

Relamping Kit
Via II Giugno
Certaldo (FI)

integrating
lighting
technologies

LightMAX

High power lighting solutions

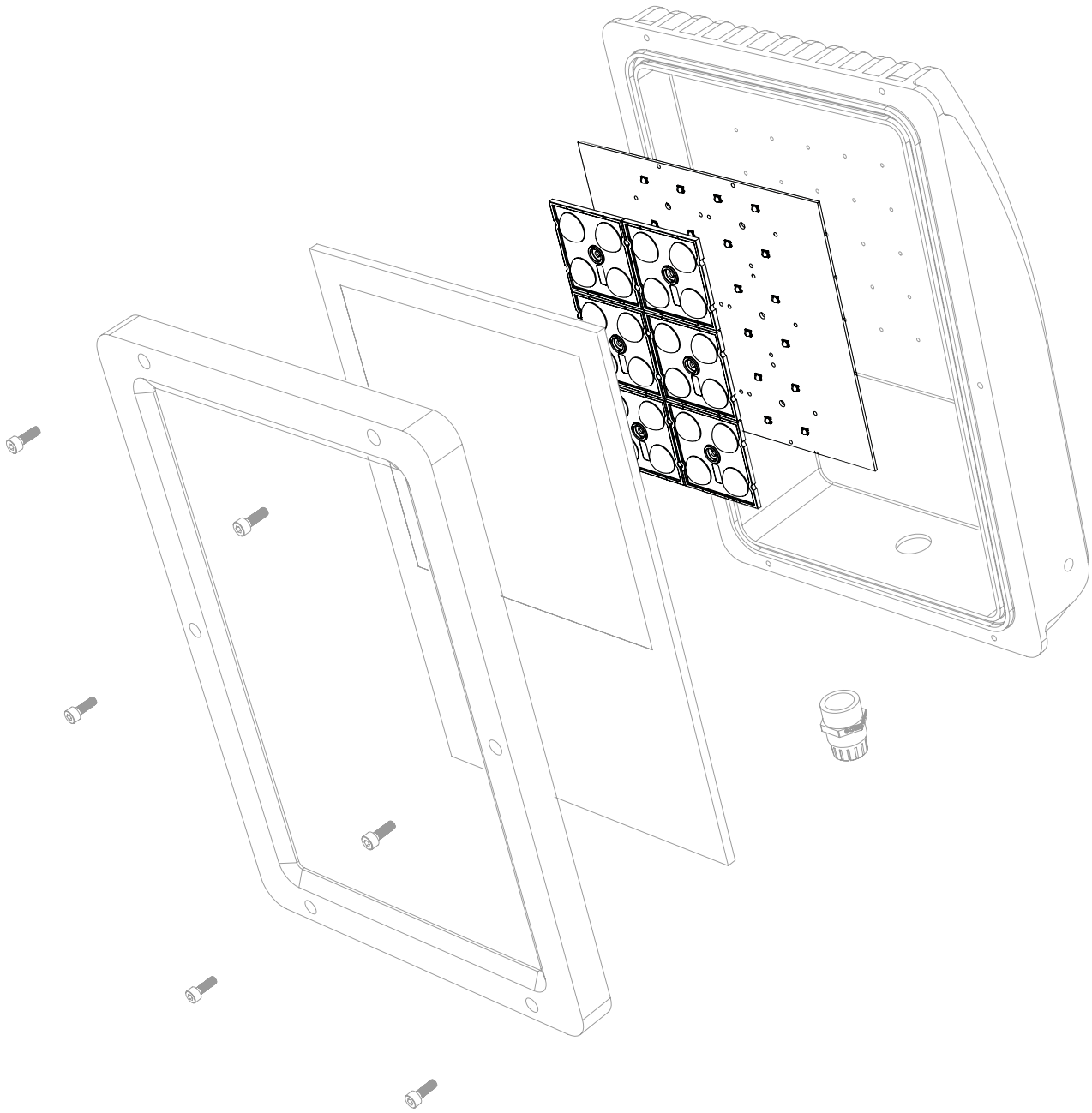

LightMAX

2x8 power led module

Features

- PCB dimension: 220x50mm;
- Up to 8000 lm;
- Up to 177 lm/W;
- CRI 70;
- Max Electrical Insulation 250V
  Max 5 LED boards in series;
- Connection type: 2060 series 1 pole;
- Life time >60000h @ 700mA;
- NTC available on request;
- Available with Osram Oslon Square LEDs (code: R0444).

Applications

Street | Industrial | Downlight | High Bay | Area

Code	CCT	CRI	Current [mA]	Voltage [V]	Power [W]	Total Lumen [lm]	lm/W
R0229xx5070	5000K	70	700	45,9	32,1	5690	177
			1050	47,8	50,2	7790	155
R0229xx4070	4000K		700	45,9	32,1	5690	177
			1050	47,8	50,2	7790	155
R0229xx3070	3000K		700	45,9	32,1	5442	169,5
			1050	47,8	50,2	7446	148
R0229xx2770	2700K		700	45,9	32,1	4621	144
			1050	47,8	50,2	6320	126

LightMAX

2x8 power led module

Mechanical drawing

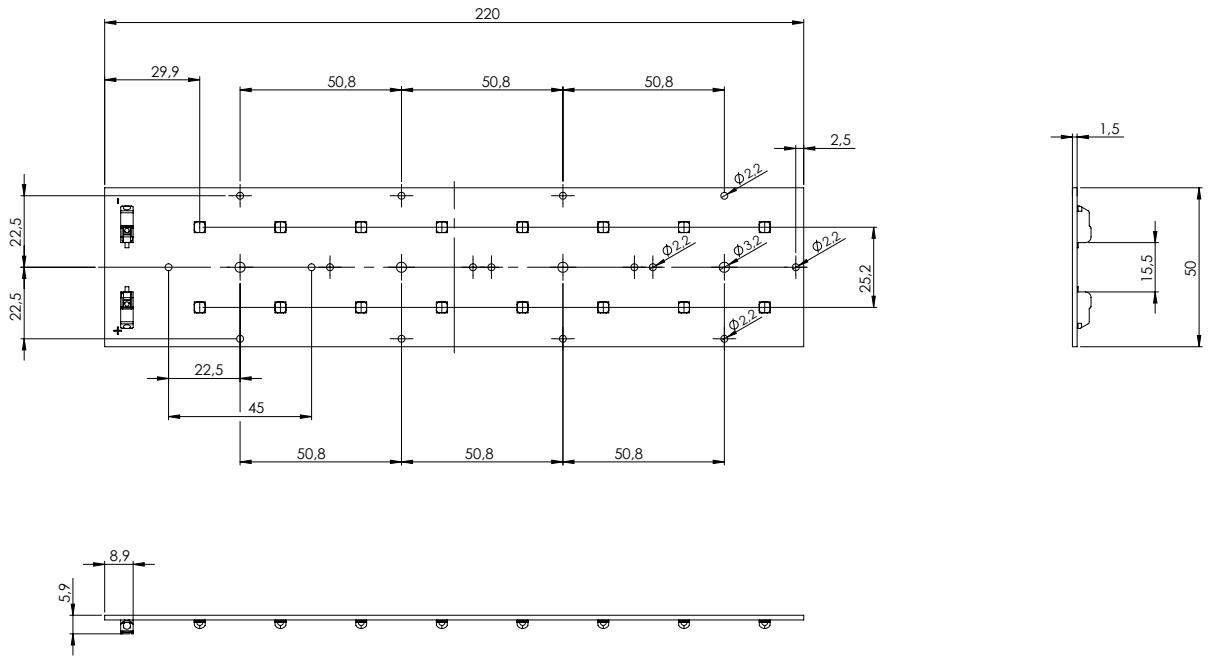

Accessories

Lenses

Part number	Beam angle
LL04CR-BXJ80150L02 (Type II-Short)	80° x 150°
LL04CR-BXJ45155L02 (Type III-Short)	45° x 145°
LL04CR-BXJ60L02 (Type V-Short)	60°
LL04CR-BXJ90L02 (Type V-Short)	90°
LL04CR-CEC09L06	9°
LL04CR-CEC25L06	25°
LL04CR-CEC50L06	50°
LL04CR-CFN35155L02 (Type II-Medium)	35° x 155°
LL04CR-CFN60155L02 (Type III-Medium)	60° x 155°
LL04CR-CGM85135L02 (Type I-Short)	85° x 135°
LL04CR-CXE165L19 (Type V-Medium)	165°

Thermal Interface

Part number	Dimension (mm)	Thikness (mm)	Th.conductivity (W/mK)	Th.impedance (K-cm²/W)	Breakdown voltage (Vac)	Flame rating (UL94)
IRE-PAD-220X50	220x50	0,23	1,5	2,90	>6000	V0

LightMAX

16 power led module

Features

- PCB dimension: 220x50mm;
- Up to 8350 lm;
- Up to 188 lm/W;
- CRI 70;
- Max Electrical Insulation 250V
  Max 4 LED boards in series;
- Connection type: WAGO 2060 series 1 pole;
- Life time >60000h @ 700mA;
- NTC available on request.

Applications

Street Industrial Downlight High Bay Area

Code	CCT	CRI	Current [mA]	Voltage [V]	Power [W]	Total Lumen [lm]	lm/W
R0484xx5070	5000K	70	700	45,76	32,06	6011	188
			1000	47,36	47,36	8350	176
R0484xx4070	4000K		700	45,76	32,06	6011	188
			1000	47,36	47,36	8350	176
R0484xx3070	3000K		700	47,76	32,06	8350	179
			1000	47,36	47,36	7962	168
R0484xx3070	2700K		700	45,76	32,06	5549	173
			1000	47,36	47,36	7705	163

LightMAX

16 power led module

Mechanical drawing

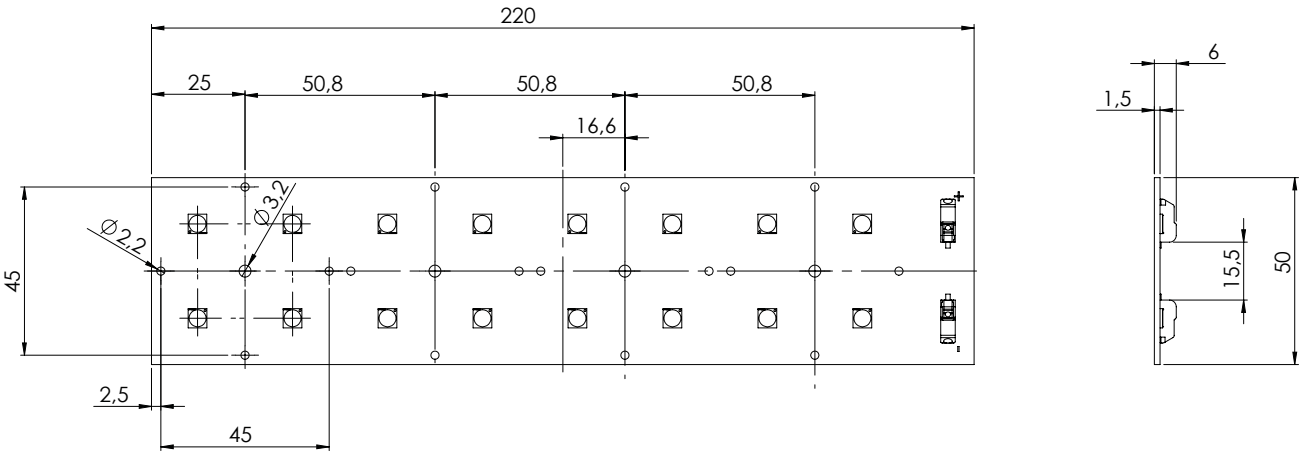

Accessories

Lenses

Part number	Beam angle
LL04CR-AU45135L46 (Type II-Short)	45° x 135°
LL04CR-BXJ80150L02 (Type II-Short)	80° x 150°
LL04CR-BXJ45155L02 (Type III-Short)	45° x 155°
LL04CR-BXJ95165L19 (Type II-Medium)	95° x 165°
LL04CR-BXJ65165L52 (Type IV-Medium)	65° x 165°
LL04CR-BXJ60L02 (Type V-Short)	60°
LL04CR-BXJ90L02 (Type V-Short)	90°
LL04CR-CXR25L52	25°
LL04CR-CXR40L52	40°
LL04CR-CXR60L52	60°
LL04CR-CXR165L52	165°
LL04LU-CXR2060L06	20° x 60°
LL04CR-DBJ2090L19	20° x 90°

Thermal Interface

Part number	Dimension (mm)	Thikness (mm)	Th.conductivity (W/mK)	Th.impedance (K-cm²/W)	Breakdown voltage (Vac)	Flame rating (UL94)
IRE-PAD-220X50	220x50	0,23	1,5	2,90	>6000	V0

LightMAX

48 mid-power led module

Features

- PCB dimension: 220x50mm;
- Up to 5500 lm;
- Up to 192 lm/W;
- CRI 70;
- Max Electrical Insulation 250V
  Max 3 LED boards in series;
- Connection type: 2060 series 1 pole;
- Life time >60000h @ 700mA;
- NTC available on request;
- Available with 90° rotation optics version (code: R0231).

Applications

Street | Industrial | Downlight | High Bay | Area

Code	CCT	CRI	Current [mA]	Voltage [V]	Power [W]	Total Lumen [lm]	lm/W
R0230xx5070	5000K	70	500	45,9	22,9	4400	192
			700	47,1	33	5200	157
R0230xx4070	4000K		500	45,9	22,9	4400	192
			700	47,1	33	5200	157
R0230xx3070	3000K		500	45,9	22,9	4200	183
			700	47,1	33	5140	156
R0230xx3070	2700K		500	45,9	22,9	3850	168
			700	47,1	33	4620	140

LightMAX

48 mid-power led module

Mechanical drawing

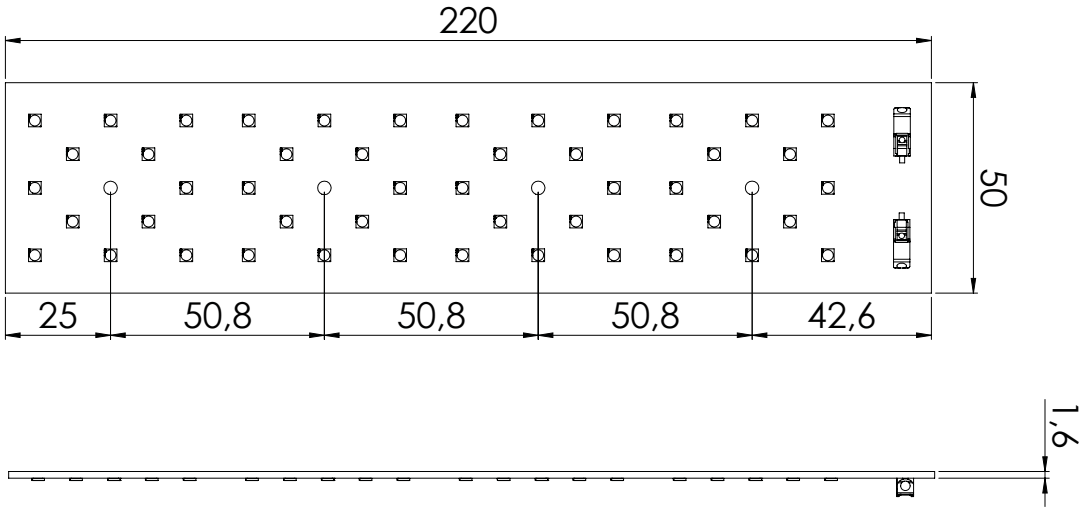

Accessories

Lenses

Part number	Beam angle
LL12ZZ-CRC25L19	25°
LL12ZZ-CRC55L19	55°
LL12ZZ-CRC90L19	90°
LL12ZZ-CRC40135L19 (Type I-Short)	40° x 135°
LL12ZZ-CRC45145L19 (Type II-Short)	45° x 145°
LL12ZZ-CRC45155L19 (Type II-Medium)	45° x 155°
LL12ZZ-CRC60145L19 (Type III-Short)	60° x 145°
LL12ZZ-CRC60145L19 (Type III-Short)	60° x 155°
LL12ZZ-CRC75140L18 (Type IV-Short)	75° x 140°
LL12ZZ-CRC150L19	150°

Thermal Interface

Part number	Dimension (mm)	Thikness (mm)	Th.conductivity (W/mK)	Th.impedance (K-cm²/W)	Breakdown voltage (Vac)	Flame rating (UL94)
IRE-PAD-220X50	220x50	0,23	1,5	2,90	>6000	V0

LightMAX

2x6 power led module

Features

- PCB dimension: 170x50mm;
- Up to 6363 lm;
- Up to 188 lm/W;
- CRI 70;
- Max Electrical Insulation 250V
  Max 5 LED boards in series;
- Connection type: WAGO 2060 series 1 pole;
- Life time >60000h @ 700mA;
- NTC available on request.

Applications

Street | Industrial | Downlight | High Bay | Area

Code	CCT	CRI	Current [mA]	Voltage [V]	Power [W]	Total Lumen [lm]	lm/W
R0498xx5070	5000K	70	700	34,32	22,9	4509	188
			1000	34,52	33	6263	176
R0498xx4070	4000K		700	34,32	22,9	4509	188
			1000	34,52	33	6263	176
R0498xx4070	3000K		700	34,32	22,9	4300	179
			1000	34,52	33	5972	168
R0498xx2770	2700K		700	34,32	22,9	4163	173
			1000	34,52	33	5780	163

LightMAX

2x6 power led module

Mechanical drawing

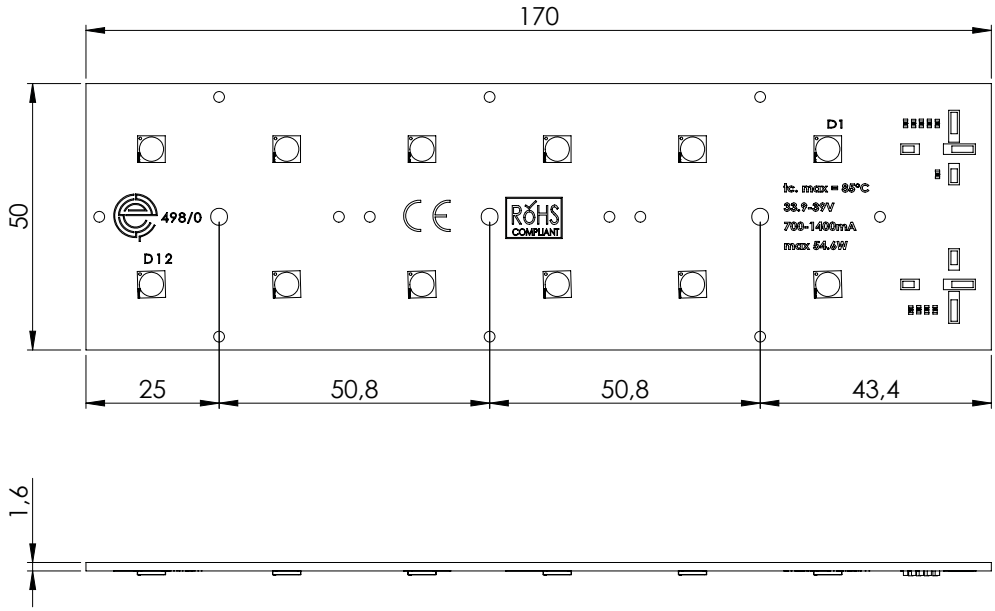

Accessories

Lenses

Part number	Beam angle
LL04CR-AU45135L46 (Type II-Short)	45° x 135°
LL04CR-BXJ80150L02 (Type II-Short)	80° x 150°
LL04CR-BXJ45155L02 (Type III-Short)	45° x 155°
LL04CR-BXJ95165L19 (Type II-Medium)	95° x 165°
LL04CR-BXJ65165L52 (Type IV-Medium)	65° x 165°
LL04CR-BXJ60L02 (Type V-Short)	60°
LL04CR-BXJ90L02 (Type V-Short)	90°
LL04CR-CXR25L52	25°
LL04CR-CXR40L52	40°
LL04CR-CXR60L52	60°
LL04CR-CXR165L52	165°
LL04LU-CXR2060L06	20° x 60°
LL04CR-DBJ2090L19	20° x 90°

Thermal Interface

Part number	Dimension (mm)	Thikness (mm)	Th.conductivity (W/mK)	Th.impedance (K-cm²/W)	Breakdown voltage (Vac)	Flame rating (UL94)
IRE-PAD-170X50	170x50	0,23	1,5	2,90	>6000	V0

LightMAX

2x6 power led module

Lit by LUMILEDS



Features

- PCB dimension: 147x45mm;
- Up to 6500 lm;
- Up to 195 lm/W;
- CRI 70;
- Max Electrical Insulation 250V
  Max 5 LED boards in series;
- Connection type: S-Poke 4mm 2 pole;
- Life time >60000h @ 700mA;
- NTC available on request.

Applications

Street | Industrial | Downlight | High Bay | Area

Code	CCT	CRI	Current [mA]	Voltage [V]	Power [W]	Total Lumen [lm]	lm/W
R0344xx5070	5000K	70	700	34,32	24,02	4682	195
			1000	35,52	35,52	6500	183
R0344xx4070	4000K		700	34,32	24,02	4682	195
			1000	35,52	35,52	6500	183
R0344xx3070	3000K		700	34,32	24,02	4508	188
			1000	35,52	35,52	6260	176
R0344xx2770	2700K		700	34,32	24,02	4300	179
			1000	35,52	35,52	5971	168

LightMAX

2x6 power led module

Mechanical drawing

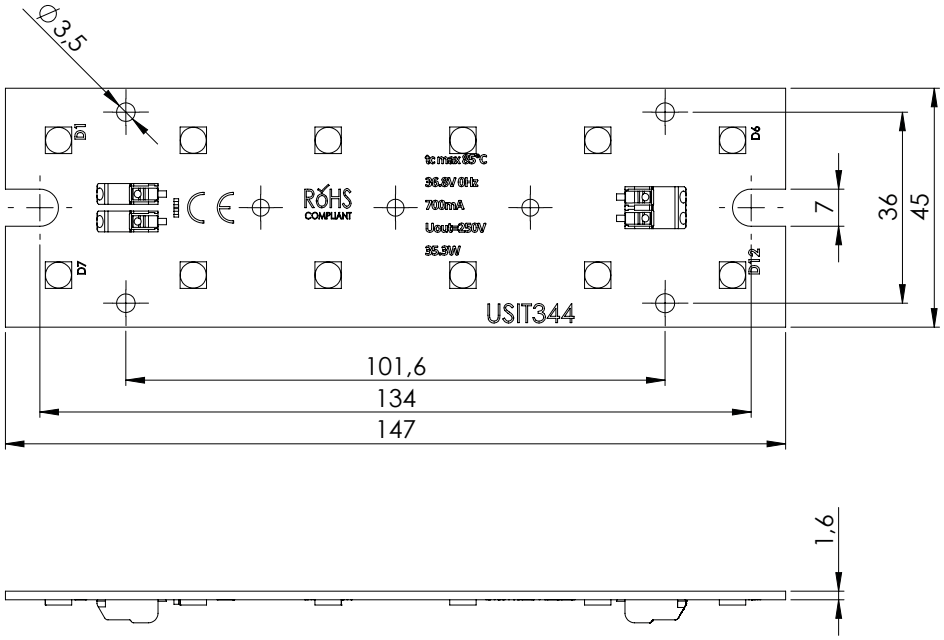

Accessories

Lenses	
Part number	**Beam angle**
LL12CR-CUQ30L19 + Gasket	30°
LL12CR-CUQ60L19 + Gasket	60°
LL12CR-CUQ90L19 + Gasket	90°
LL12CR-CUQ150L19 + Gasket	150°
LL12CR-CUQ60145L19 + Gasket (Type II-Short)	60° x 145°
LL12CR-CUQ70140L19 + Gasket (Type II-Short)	70° x 140°
LL12LU-CUQ15050L19 + Gasket (Type II-Short)	150° x 50°
LL12CR-CUQ85155L19 + Gasket (Type III-Medium)	85° x 155°
LL12CR-CUQ15155L19 + Gasket (Type IV-Short)	15° x 155°

PC optics IK10 tested.

Thermal Interface

Part number	Dimension (mm)	Thikness (mm)	Th.conductivity (W/mK)	Th.impedance (K-cm²/W)	Breakdown voltage (Vac)	Flame rating (UL94)
IRE-PAD-147X45	147X45	0,23	1,5	2,90	>6000	V0

LightMAX

2x4 power led module

Features

- PCB dimension: 120x50mm;
- Up to 4100 lm;
- Up to 180 lm/W;
- CRI 70;
- Max Electrical Insulation 250V
  Max 10 LED boards in series;
- Connection type: 2060 series 1 pole;
- Life time >60000h @ 700mA;
- NTC available on request.

Applications

Street | Industrial | Downlight | High Bay | Area

Code	CCT	CRI	Current [mA]	Voltage [V]	Power [W]	Total Lumen [lm]	lm/W
R0241xx5070	5000K	70	700	22,9	16	2880	180
			1050	23,9	25	4032	161
R0241xx4070	4000K		700	22,9	16	2880	180
			1050	23,9	25	4032	161
R0241xx3070	3000K		700	22,9	16	2720	120
			1050	23,9	25	3808	152
R0241xx2770	2700K		700	22,9	16	2560	160
			1050	23,9	25	3584	143

LightMAX

2x4 power led module

Mechanical drawing

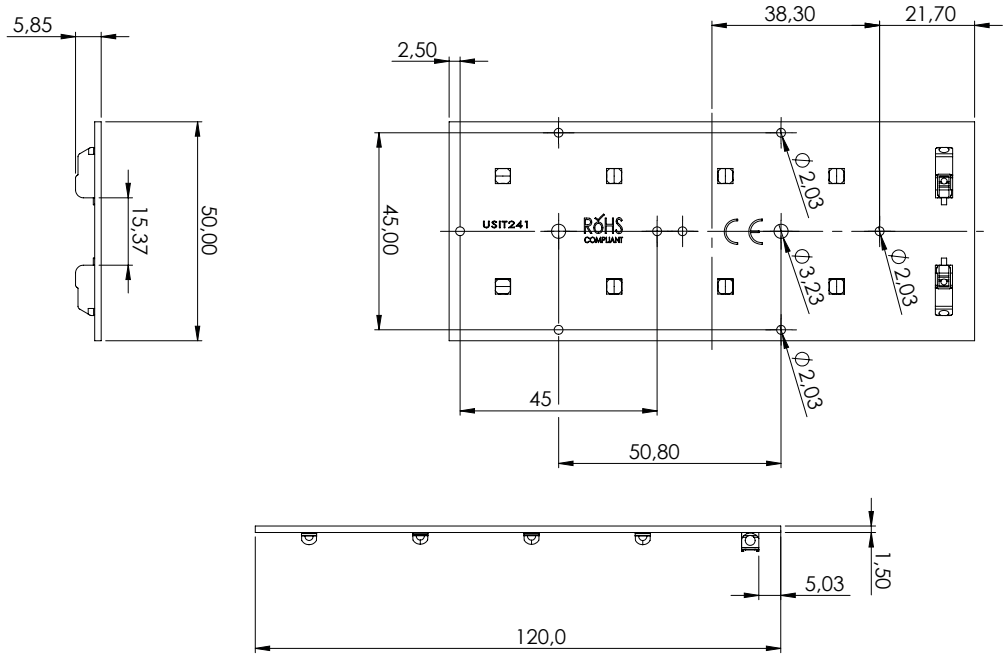

Accessories

Lenses

Part number	Beam angle
LL04CR-BXJ80150L02 (Type II-Short)	80° x 150°
LL04CR-BXJ45155L02 (Type III-Short)	45° x 145°
LL04CR-BXJ60L02 (Type V-Short)	60°
LL04CR-BXJ90L02 (Type V-Short)	90°
LL04CR-CEC09L06	9°
LL04CR-CEC25L06	25°
LL04CR-CEC50L06	50°
LL04CR-CFN35155L02 (Type II-Medium)	35° x 155°
LL04CR-CFN60155L02 (Type III-Medium)	60° x 155°
LL04CR-CGM85135L02 (Type I-Short)	85° x 135°
LL04CR-CXE165L19 (Type V-Medium)	165°

Thermal Interface

Part number	Dimension (mm)	Thikness (mm)	Th.conductivity (W/mK)	Th.impedance (K-cm²/W)	Breakdown voltage (Vac)	Flame rating (UL94)
IRE-PAD-120X50	120X50	0,23	1,5	2,90	>6000	V0

LightMAX

2x4 power led module

Features

- PCB dimension: 120x50mm;
- Up to 4175 lm;
- Up to 188 lm/W;
- CRI 70;
- Max Electrical Insulation 250V
  Max 8 LED boards in series;
- Connection type: WAGO 2060 series 1 pole;
- Life time >60000h @ 700mA;
- NTC available on request.

Applications

Street | Industrial | Downlight | High Bay | Area

Code	CCT	CRI	Current [mA]	Voltage [V]	Power [W]	Total Lumen [lm]	lm/W
R0485xx5070	5000K	70	700	22,88	16,02	3006	188
			1000	23,68	23,68	4175	176
R0485xx4070	4000K		700	22,88	16,02	3006	188
			1000	23,68	23,68	4175	176
R0485xx3070	3000K		700	22,88	16,02	2867	179
			1000	23,68	23,68	3981	168
R0485xx2770	2700K		700	22,88	16,02	2775	173
			1000	23,68	23,68	3853	163

LightMAX

2x4 power led module

Mechanical drawing

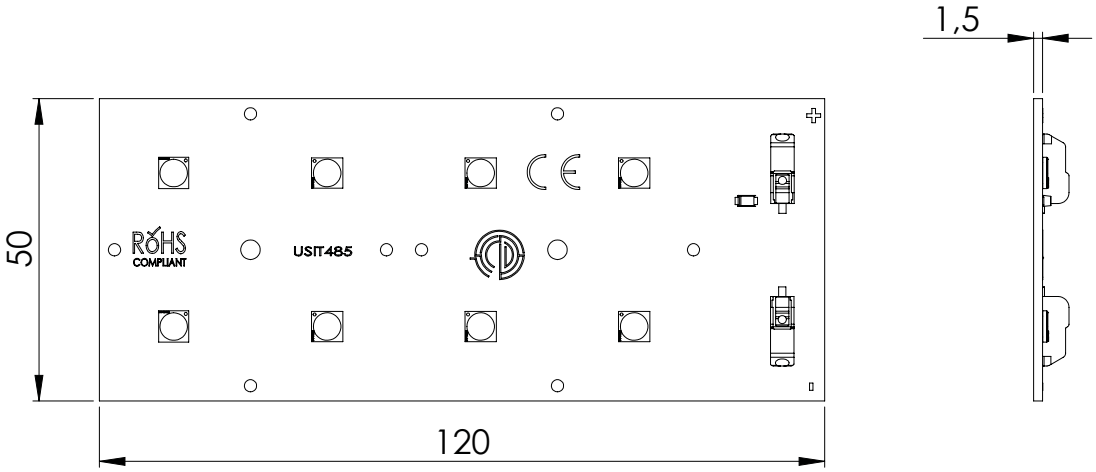

Accessories

Lenses

Part number	Beam angle
LL04CR-AU45135L46 (Type II-Short)	45° x 135°
LL04CR-BXJ80150L02 (Type II-Short)	80° x 150°
LL04CR-BXJ45155L02 (Type III-Short)	45° x 155°
LL04CR-BXJ95165L19 (Type II-Medium)	95° x 165°
LL04CR-BXJ65165L52 (Type IV-Medium)	65° x 165°
LL04CR-BXJ60L02 (Type V-Short)	60°
LL04CR-BXJ90L02 (Type V-Short)	90°
LL04CR-CXR25L52	25°
LL04CR-CXR40L52	40°
LL04CR-CXR60L52	60°
LL04CR-CXR165L52	165°
LL04LU-CXR2060L06	20° x 60°
LL04CR-DBJ2090L19	20° x 90°

Thermal Interface

Part number	Dimension (mm)	Thikness (mm)	Th.conductivity (W/mK)	Th.impedance (K-cm²/W)	Breakdown voltage (Vac)	Flame rating (UL94)
IRE-PAD-120X50	120X50	0,23	1,5	2,90	>6000	V0

LightMAX

2x2 power led module

Features

- PCB dimension: 70x50mm;
- Up to 1840 lm;
- Up to 171 lm/W;
- CRI 70;
- Max Electrical Insulation 250V
  Max 10 LED boards in series;
- Connection type: S-Poke 4mm 2 poles;
- Life time >60000h @ 700mA.

Applications

Street | Industrial | Downlight | High Bay | Area

Code	CCT	CRI	Current [mA]	Voltage [V]	Power [W]	Total Lumen [lm]	lm/W
R0308xx5070	5000K	70	700	11,45	8	1368	171
			1050	11,95	12,55	1836	146
R0308xx4070	4000K		700	11,45	8	1368	171
			1050	11,95	12,55	1836	146
R0308xx3070	3000K		700	11,45	8	1300	162,5
			1050	11,95	12,55	1744	139
R0308xx2770	2700K		700	11,45	8	1300	162,5
			1050	11,95	12,55	1744	139

LightMAX

2x2 power led module

Mechanical drawing

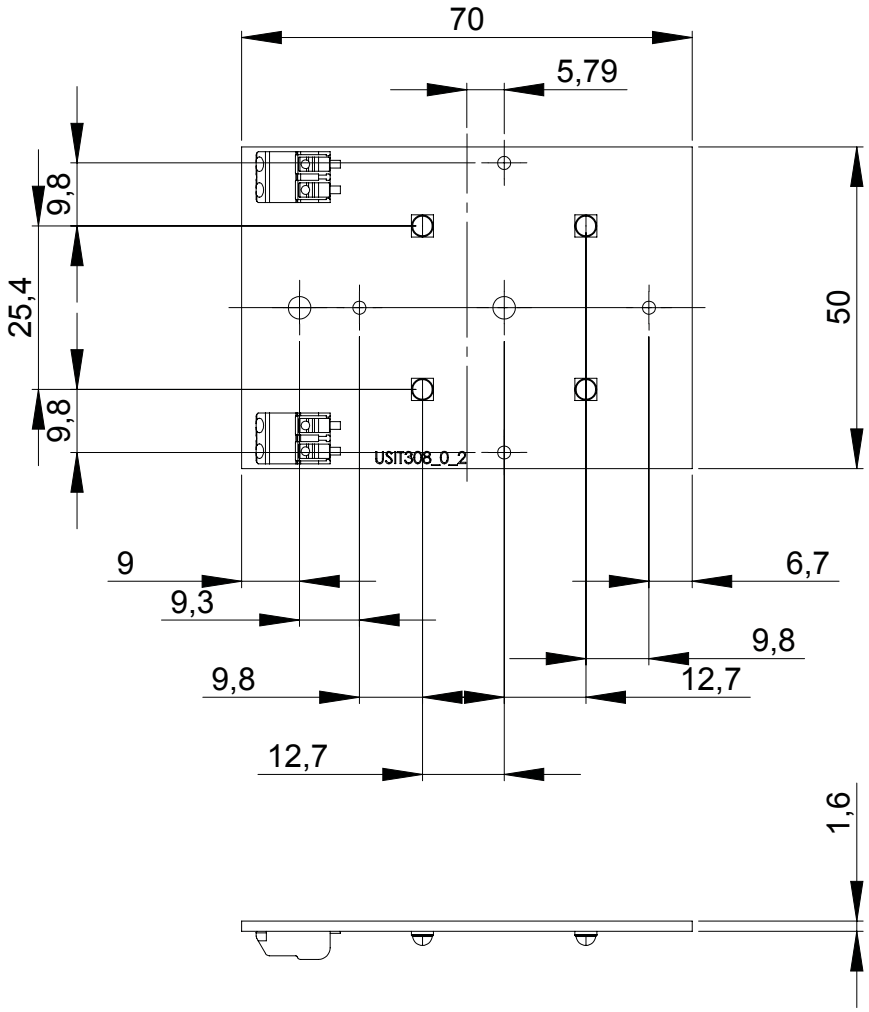

Accessories

Lenses	
Part number	**Beam angle**
LL04CR-BXJ80150L02 (Type II-Short)	80° x 150°
LL04CR-BXJ45155L02 (Type III-Short)	45° x 155°
LL04CR-BXJ60L02 (Type V-Short)	60°
LL04CR-BXJ90L02 (Type V-Short)	90°
LL04CR-CEC09L06	9°
LL04CR-CEC25L06	25°
LL04CR-CEC50L06	50°
LL04CR-CFN35155L02 (Type II-Medium)	35° x 155°
LL04CR-CFN60155L02 (Type III-Medium)	60° x 155°
LL04CR-CGM85135L02 (Type I-Short)	85° x 135°
LL04CR-CXE165L19 (Type V-Medium)	165°

LightMAX

2x2 power led module

Lit by LUMILEDS



Features

- PCB dimension: 53x53mm;
- Up to 2151 lm;
- Up to 194 lm/W;
- CRI 70;
- Max Electrical Insulation 300V
  Max 20 LED boards in series;
- Connection type: S-Poke 4mm 2 pole;
- Life time >60000h @ 700mA.

Applications

Street | Industrial | Downlight | High Bay | Area

Code	CCT	CRI	Current [mA]	Voltage [V]	Power [W]	Total Lumen [lm]	lm/W
R0404xx5070	5000K	70	700	11,44	8	1550	194
			1000	11,84	11,84	2151	182
R0404xx4070	4000K		700	11,44	8	1550	194
			1000	11,84	11,84	2151	182
R0404xx3070	3000K		700	11,44	8	1503	188
			1000	11,84	11,84	2087	144
R0404xx2770	2700K		700	11,44	8	1433	179
			1000	11,84	11,84	1990	168

CE RoHS COMPLIANT Pb Pb-Free

LightMAX

2x2 power led module

Mechanical drawing

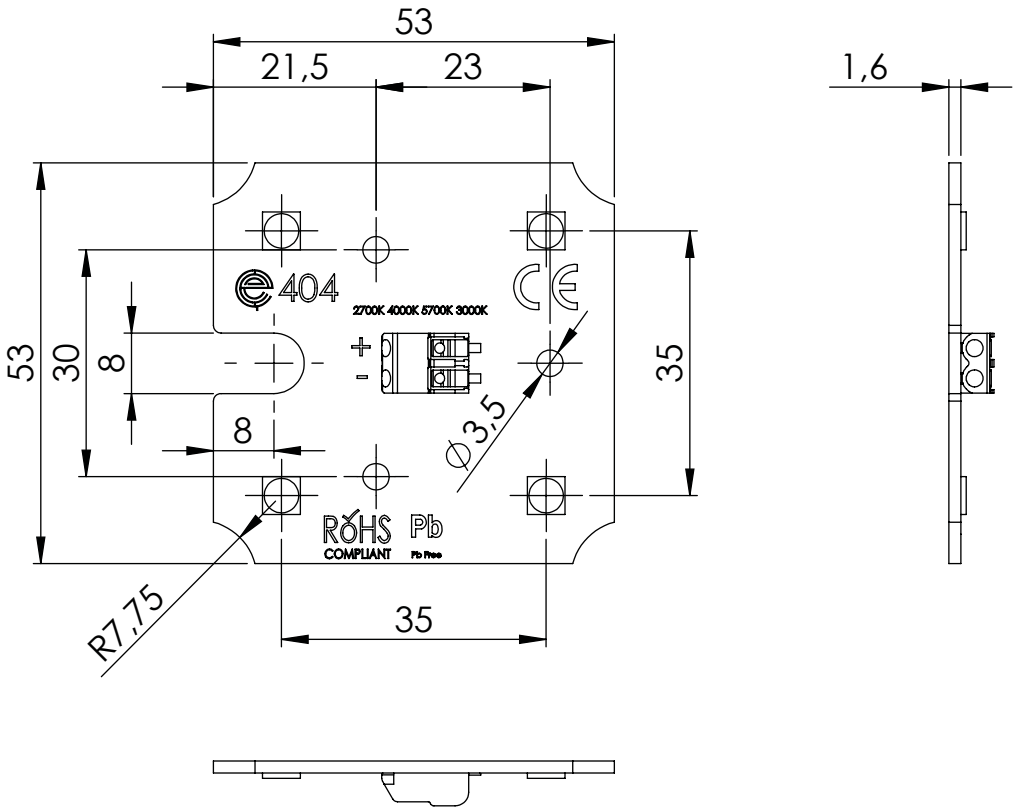

Accessories

Lens	
Part number	Beam angle
LL04ZZ-WAU35140L52+ Gasket	35° x 140°

LightMAX

2x2 power led module

NEW

Features

- PCB dimension: 50x65mm;
- Up to 2167 lm;
- Up to 188 lm/W;
- CRI 70;
- Max Electrical Insulation 250V
  Max 10 LED boards in series;
- CRI 70, 80 and 90;
- Connection type: WAGO 2060 series 1 pole;
- Life time >60000h @ 1000mA.

Applications

Street | Industrial | Downlight | High Bay | Area

Code	CCT	CRI	Current [mA]	Voltage [V]	Power [W]	Total Lumen [lm]	lm/W
R0703xx2770	2700K	70	700	11	8	1399	167
			1000	12	12	1942	162
R0703xx3070	3000K		700	11	8	1444	172
			1000	12	12	2006	167
R0703xx4070	4000K		700	11	8	1560	186
			1000	12	12	1560	181
R0703xx5070	5000K		700	11	8	1554	185
			1000	12	12	2157	180

LightMAX

2x2 power led module

Mechanical drawing

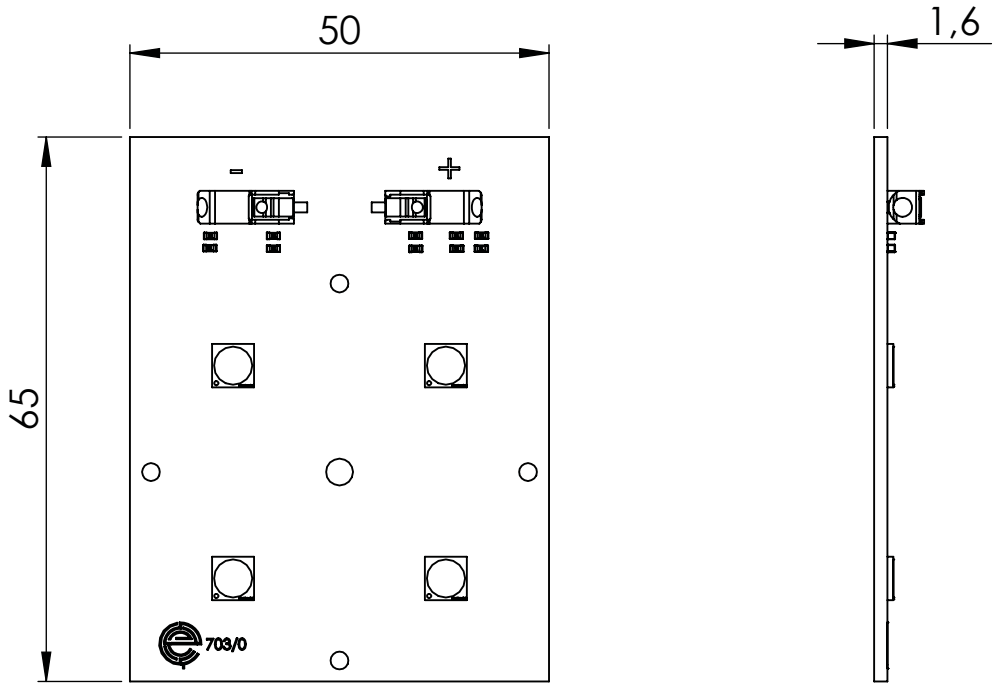

Accessories

Lenses	
Part number	**Beam angle**
LL04CR-BXJ80150L02 (Type II-Short)	80° x 150°
LL04CR-BXJ45155L02 (Type III-Short)	45° x 155°
LL04CR-BXJ95165L19 (Type II-Medium)	95° x 165°
LL04CR-BXJ65165L52 (Type IV-Medium)	65° x 165°
LL04CR-BXJ60L02 (Type V-Short)	60°
LL04CR-BXJ90L02 (Type V-Short)	90°
LL04CR-CXR25L52	25°
LL04CR-CXR40L52	40°
LL04CR-CXR60L52	60°
LL04CR-CXR165L52	165°
LL04LU-CXR2060L06	20° x 60°
LL04CR-DBJ2090L19	20° x 90°

LightMAX

40 power led module

Lit by LUMILEDS

Features

- PCB dimension: 230x154mm;
- Up to 15500 lm;
- Up to 202 lm/W;
- CRI 70;
- Max Electrical Insulation 250V
  Max 1 LED board in series;
- Connection type: S-Poke 4mm 2 pole;
- Life time >60000h @ 700mA.

Applications

Street Industrial Downlight High Bay Area

Code	CCT	CRI	Current [mA]	Voltage [V]	Power [W]	Total Lumen [lm]	lm/W
R0372xx5070	5000K	70	500	111,4	55,7	11222	202
			700	111,4	80,08	15490	171
R0372xx4070	4000K		500	111,4	55,7	11222	167
			700	111,4	80,08	15490	162

CE RoHS COMPLIANT Pb Pb-Free

LightMAX

40 power led module

Mechanical drawing

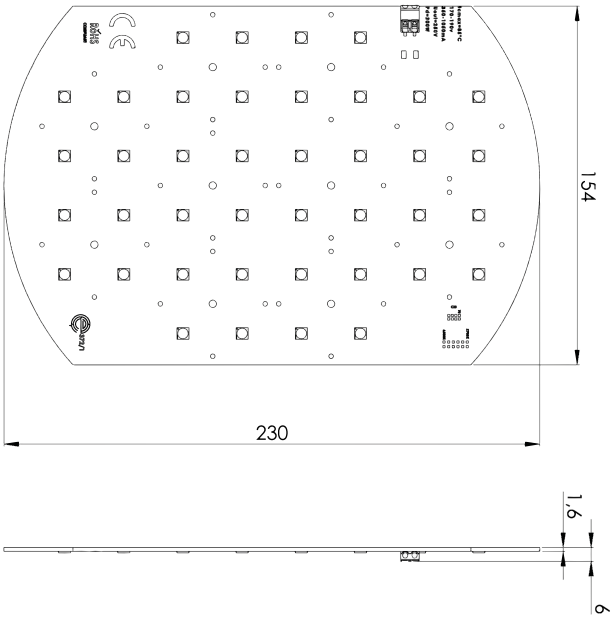

Accessories

Lenses

Part number	Beam angle
LL04CR-AU45135L46 (Type II-Short)	45° x 135°
LL04CR-BXJ80150L02 (Type II-Short)	80° x 150°
LL04CR-BXJ45155L02 (Type III-Short)	45° x 155°
LL04CR-BXJ95165L19 (Type II-Medium)	95° x 165°
LL04CR-BXJ65165L52 (Type IV-Medium)	65° x 165°
LL04CR-BXJ60L02 (Type V-Short)	60°
LL04CR-BXJ90L02 (Type V-Short)	90°
LL04CR-CXR25L52	25°
LL04CR-CXR40L52	40°
LL04CR-CXR60L52	60°
LL04CR-CXR165L52	165°
LL04LU-CXR2060L06	20° x 60°
LL04CR-DBJ2090L19	20° x 90°

Thermal Interface

Part number	Dimension (mm)	Thikness (mm)	Th.conductivity (W/mK)	Th.impedance (K-cm²/W)	Breakdown voltage (Vac)	Flame rating (UL94)
IRE-PAD-230X154	230X154	0,23	1,5	2,90	>6000	V0

LightMAX

32 power led module

Features

- PCB dimension: 164x151mm;
- Up to 16700 lm;
- Up to 188 lm/W;
- CRI 70;
- Max Electrical Insulation 250V
  Max 2 LED boards in series;
- Connection type: S-Poke 4mm 2 pole;
- Life time >60000h @ 700mA.

Applications

Street | Industrial | Downlight | High Bay | Area

Code	CCT	CRI	Current [mA]	Voltage [V]	Power [W]	Total Lumen [lm]	lm/W
R0349xx5070	5000K	70	700	91,52	64,06	12022	188
			1000	94,72	94,72	16700	176
R0349xx4070	4000K		700	91,52	64,06	12022	188
			1000	94,72	94,72	16700	176
R0349xx3070	3000K		700	91,52	64,06	11467	179
			1000	94,72	94,72	15923	168
R0349xx2770	2700K		700	91,52	64,06	11097	173
			1000	94,72	94,72	15410	163

LightMAX

32 power led module

Mechanical drawing

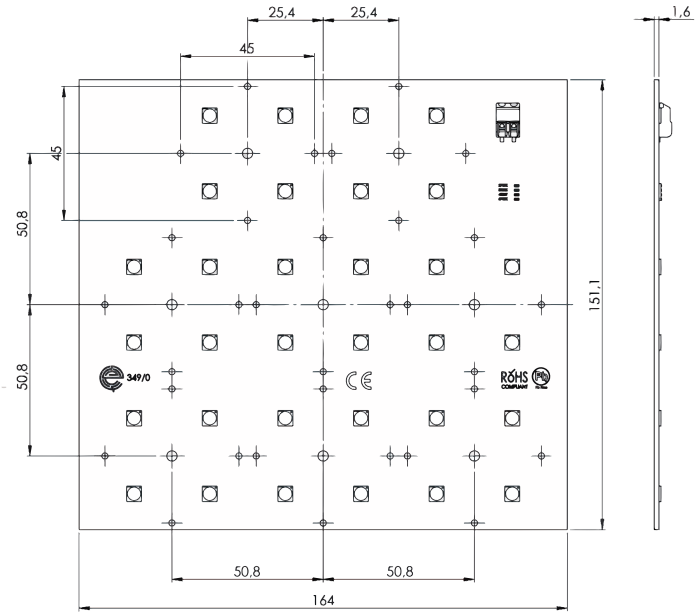

Accessories

Lenses

Part number	Beam angle
LL04CR-AU45135L46 (Type II-Short)	45° x 135°
LL04CR-BXJ80150L02 (Type II-Short)	80° x 150°
LL04CR-BXJ45155L02 (Type III-Short)	45° x 155°
LL04CR-BXJ95165L19 (Type II-Medium)	95° x 165°
LL04CR-BXJ95165Lxx (Type II-Medium)	95° x 165°
LL04CR-BXJ65165L52 (Type IV-Medium)	65° x 165°
LL04CR-BXJ60L02 (Type V-Short)	60°
LL04CR-BXJ90L02 (Type V-Short)	90°
LL04CR-CXR25L52	25°
LL04CR-CXR40L52	40°
LL04CR-CXR60L52	60°
LL04CR-CXR60L52	165°
LL04LU-CXR2060L06	20° x 60°
LL04CR-DBJ2090L19	20° x 90°

Thermal Interface

Part number	Dimension (mm)	Thikness (mm)	Th.conductivity (W/mK)	Th.impedance (K-cm²/W)	Breakdown voltage (Vac)	Flame rating (UL94)
IRE-PAD-164X151	164X151	0,23	1,5	2,90	>6000	V0

LightMAX

16 white power led module, cluster 4



NEW

Features

- 16 led DMC;
- 2x8 Tunable White version available on request;
- PCB dimension: 70x50mm;
- Up to 7500lm;
- Up to 170lm/W;
- CRI 70, 80 and 90;
- Max Electrical Insulation 250V
  Max 4 LED boards in series;
- Connection type: WAGO 2060 series 2 pole;
- Life time >60000h @ 700mA.

Applications

Industrial | Area | Downlight | High Bay

Code	CCT	CRI	Current [mA]	Voltage [V]	Power [W]	Total Lumen [lm]	lm/W
R0457xx4080	4000K	80	350	47	16,00	2540	160
			700	48	33,60	4600	136

LightMAX

16 white power led module, cluster 4

Mechanical drawing

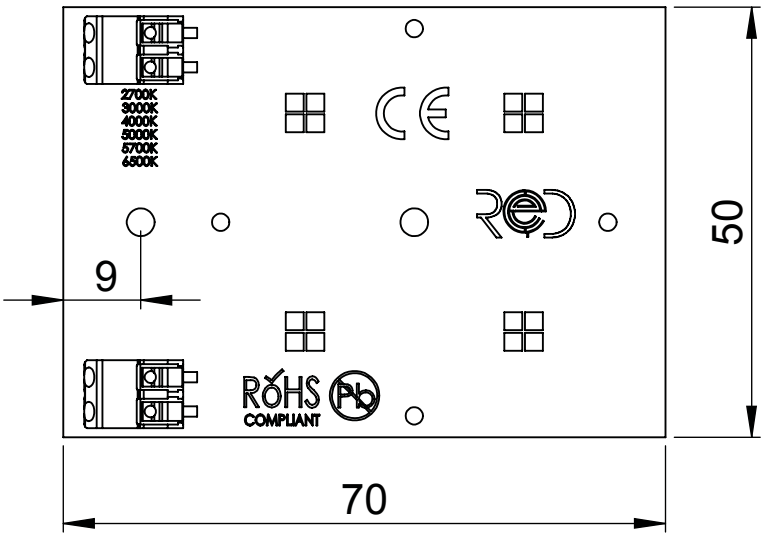

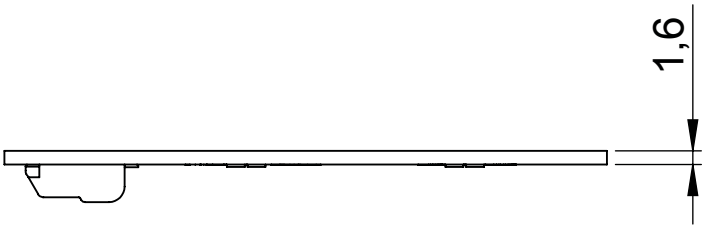

Accessories



Lenses	
Part number	Beam angle
LL04CR-CXR25L52	25°
LL04CR-CXR40L52	40°
LL04CR-CXR60L52	60°
LL04CR-CXR165L52	165°
LL04LU-CXR2060L06	20° x 60

LightMAX

16 white power led module, cluster 4

NEW

Features

- PCB dimension: 154x30mm;
- Up to 3380 lm;
- Up to 120 lm/W;
- CRI 80, 90;
- Max Electrical Insulation 250V;
- Life time >60000h @ 700mA.

Applications

Street | Industrial | Downlight | High Bay | Area

Code	CCT	CRI	Current [mA]	Voltage [V]	Power [W]	Total Lumen [lm]	lm/W
R0728xx2780	2700K	80	350	44,8	15,68	1650	105
			700	47	32,9	2970	190
R0728xx3080	3000K		350	44,8	15,68	1800	115
			700	47	32,9	3240	98
R0728xx4080	4000K		350	44,8	15,68	1880	120
			700	47	32,9	3380	102
R0728xx5080	5000K		350	44,8	15,68	1880	120
			700	47	32,9	3380	102

LightMAX

16 white power led module, cluster 4

Mechanical drawing

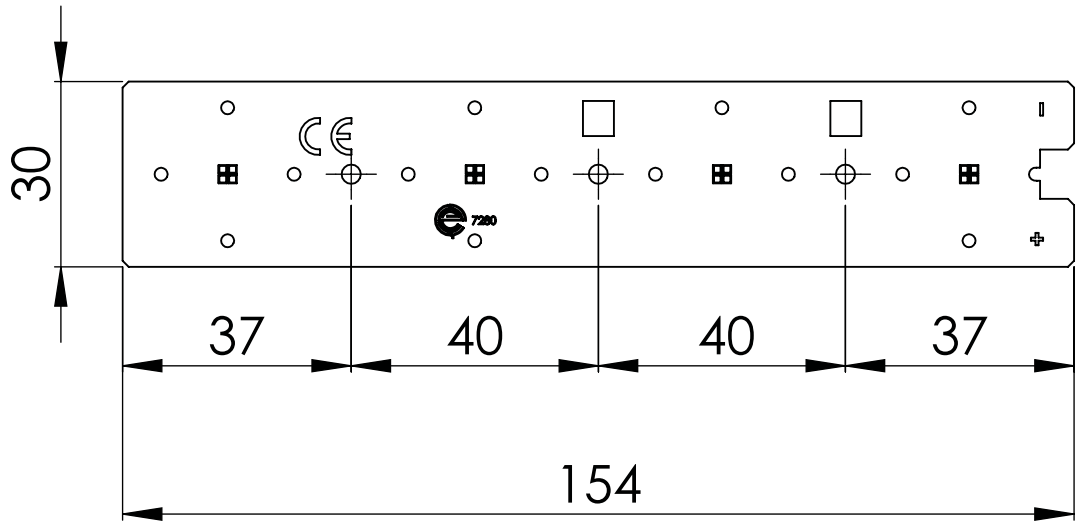

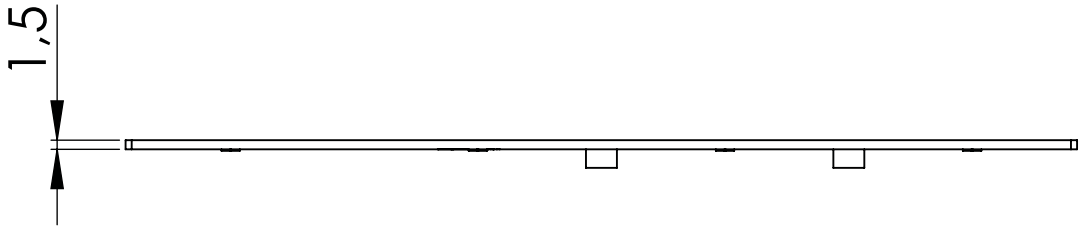

Accessories



Lenses	
Part number	Beam angle
LL01ZZ-EX10L06-M2-T	10°
LL01ZZ-EX15L06-M2-T	15°
LL01ZZ-EX25L06-M2-T	25°
LL01ZZ-EX40L06-M2-T	40°
LL01ZZ-EX60L06-M2-T	60°
LL01ZZ-EX110L06-M2-T	110°
LL01ZZ-EX3065L06-M2-T	30° x 65°
LL01ZZ-EX3085L06-M2-T	30° x 85°
LL01CR-SQ40L06-M2-T	40°
LL01CR-SQ60L06-M2-T	60°
LL01CR-SQ80L06-M2-T	80°

integrating
lighting
technologies

LineMAX

Linear lighting solutions

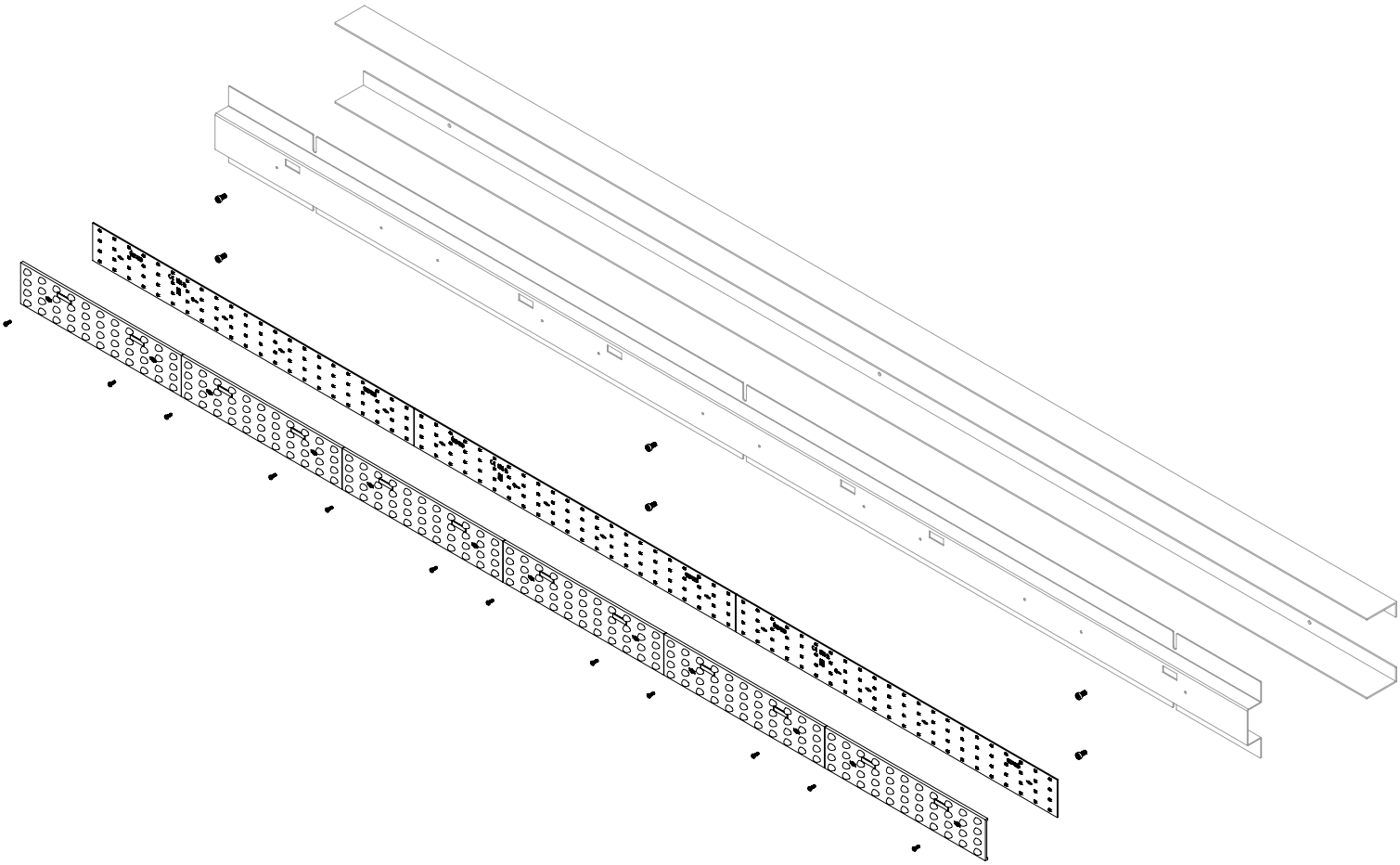

LineMAX

279x24mm module, 24 LEDs

Features

- PCB dimension: 279x23,6mm;
- Up to 2143 lm;
- Up to 185 lm/W;
- CRI 90, 95 available on request;
- Max Electrical Insulation 250V,
  Max 6 LED boards in series;
- Connection type: Adels 0,2-0,75mm 1 pole;
- Life time >50000h @ 350mA.

Applications

Indoor

Commercial

Backlight

Code	CCT	CRI	Current [mA]	Voltage [V]	Power [W]	Total Lumen [lm]	lm/W
R1381113080	3000K	80	350	24	8,4	1306	155
			500	25,4	12,7	1918	151
R1381114080	4000K		350	24	8,4	1469	175
			500	25,4	12,7	2030	160
R1381115080	5000K		350	24	8,4	1550	185
			500	25,4	12,7	2143	169

LineMAX

279x24mm module, 24 LEDs

Mechanical drawing

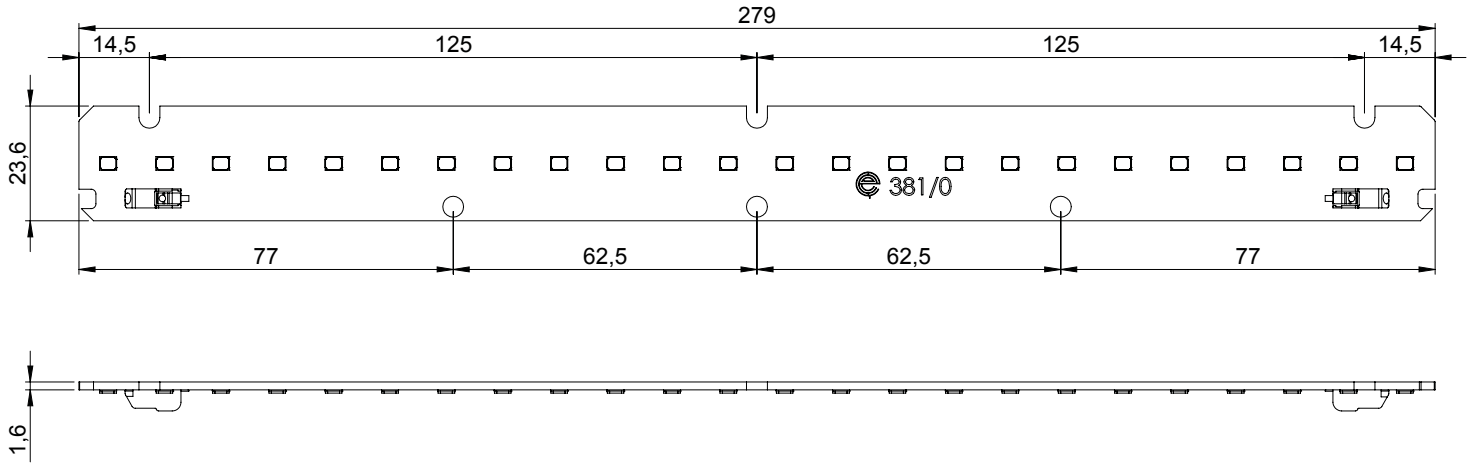

LineMAX

560x24mm module, 48 LEDs

Features

- PCB dimension: 559x23,6mm;
- Up to 4286 lm;
- Up to 185 lm/W;
- CRI 90, 95 available on request;
- Max Electrical Insulation 250V,
  Max 3 LED boards in series;
- Connection type: Adels 0,2-0,75mm 1 pole;
- Life time >50000h @ 350mA.

Applications

Indoor

Commercial

Backlight

Code	CCT	CRI	Current [mA]	Voltage [V]	Power [W]	Total Lumen [lm]	lm/W
R1383113080	3000K	80	350	48	16,8	2612	155
			500	50,8	25,4	3836	151
R1383114080	4000K		350	48	16,8	2938	175
			500	50,8	25,4	4060	160
R1383115080	5000K		350	48	16,8	3100	185
			500	50,8	25,4	4286	169

LineMAX

560x24mm module, 48 LEDs

Mechanical drawing

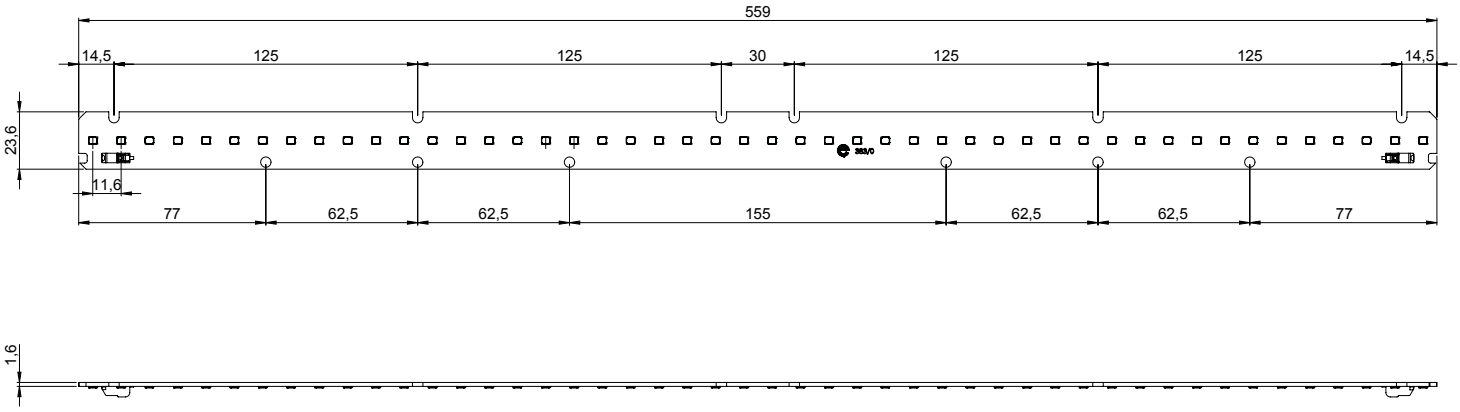

LineMAX

1126x55mm module, 132 LEDs

Features

- PCB dimension: 1126x55mm;
- Up to 12040 lm;
- Up to 190 lm/W;
- CRI 90, 95 available on request;
- Max Electrical Insulation 250V;
- Connection type: WAGO 4mm 1 pole, BJB Reverse 46.111 series 1 pole;
- Life time >50000h @ 350mA.

Applications

Indoor

Commercial

Backlight

Code	CCT	CRI	Current [mA]	Voltage [V]	Power [W]	Total Lumen [lm]	lm/W
R1357113080	3000K	80	350	132	46,2	7856	170
			500	140	70	10772	154
R1357114080	4000K		350	132	46,2	8316	180
			500	140	70	11404	163
R1357115080	5000K		350	132	46,2	8780	190
			500	140	70	12040	172

LineMAX

1126x55mm module, 132 LEDs

Mechanical drawing

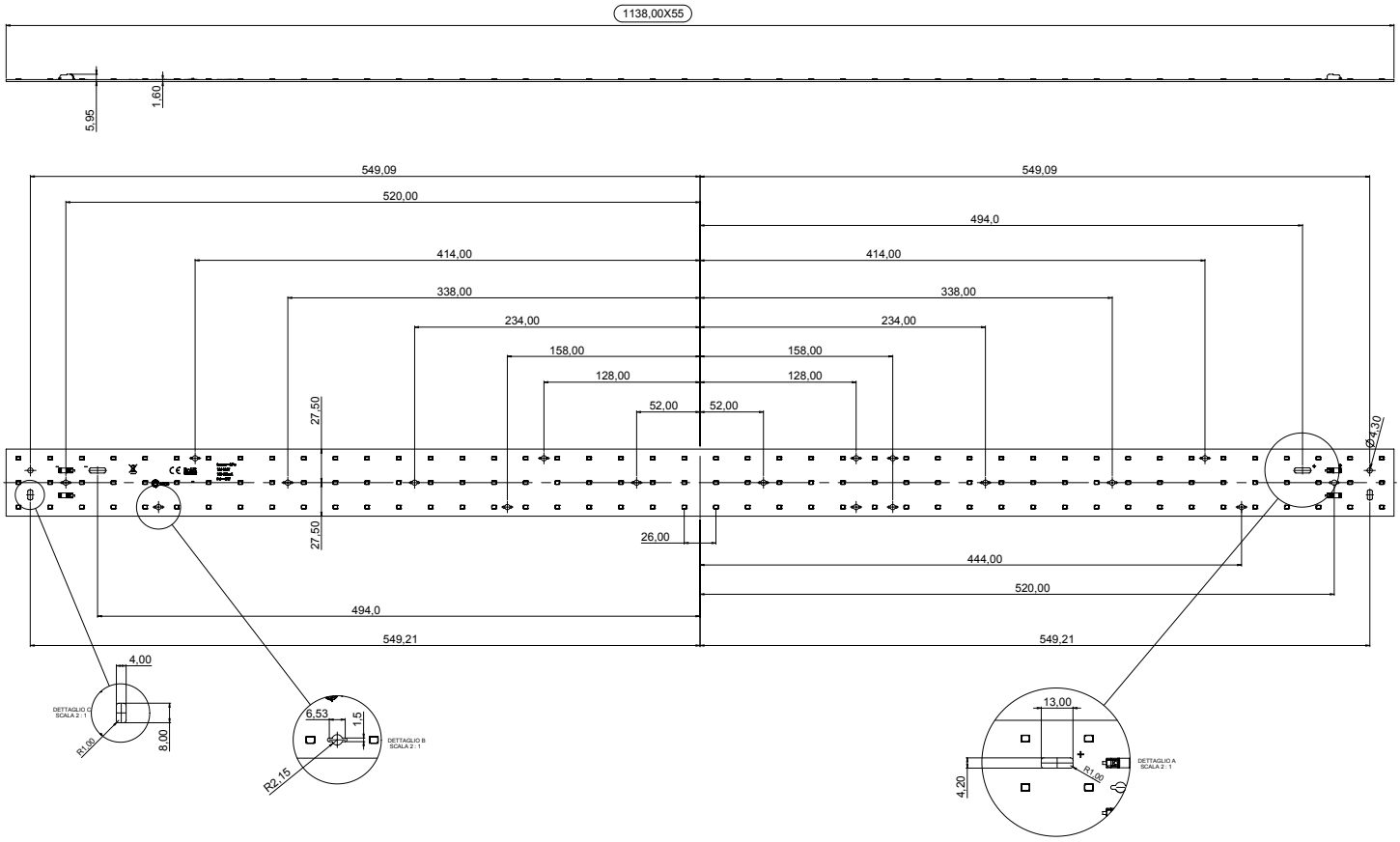

Accessories

Lenses	
Part number	Beam angle
LL03ZZ-CRO3090L06	30° x 90°
LL03ZZ-CRO3595L06	35° x 95°
LL03ZZ-CRO6090L06	60° x 90°
LL03ZZ-CRO70125L06	70° x 125°

LineMAX

400x10 mm module, 56 LEDs, 24Vdc

NEW

Features

- PCB dimension: 400x10mm;
- Up to 3000 lm;
- Up to 180 lm/W;
- CRI 80, 90 available;
- Max Electrical Insulation 250V
  Max 5 LED boards in series;
- Connection type: BTB AVX 70-9159;
- Life time >50000h @ 700mA;
- Available in Meat, Fish, Vegetable and Bread version;
- Cutting area every 50mm / 7 LEDs.

Applications

Indoor | Commercial | Backlight

Code	CCT	CRI	Current [mA]	Voltage [V]	Power [W]	Total Lumen [lm]	lm/W
R1494112780	2700K	80	700	24	16,8	2884	171
R1494113080	3000K					3052	181
R149411REME	R.Meat	NA				1480	88
R1494MEME	M.Meat					1430	85
R1494FISH	Fish					2400	142
R1494BREA	Bread					2240	133
R1494PROD	Vegetable					2100	125

LineMAX

400x10 mm module, 56 LEDs, 24Vdc

Mechanical drawing

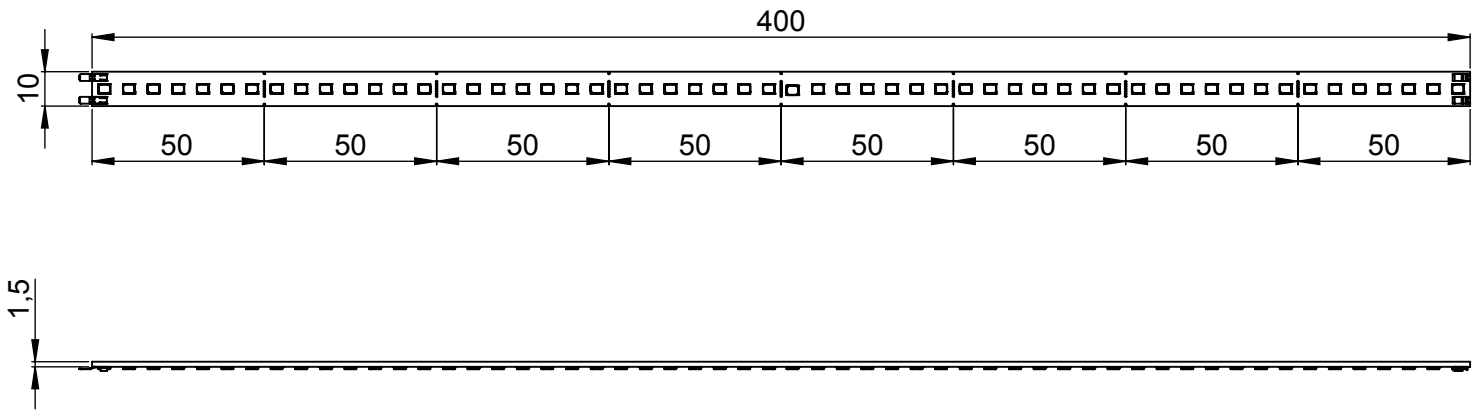

LineMAX

CREE VENTURE™ LEDs

500x11mm Tunable White module, 56+56 LEDs, 24Vdc

Features

- PCB dimension: 500x11mm;
- Up to 1135 lm;
- Up to 123 lm/W;
- CRI 80, 90;
- Max Electrical Insulation 250V, Max 9 LED boards in series;
- Connection type: Cable;
- Life time >50000h @ 500mA.

Applications

Indoor

Commercial

Backlight

Code	CCT	CRI	Current [mA]	Voltage [V]	Power [W]	Total Lumen [lm]	lm/W
	2700K		200		4,8	588	123
R143911WWCW	5000K	80	200	24	4,8	547	114
	2700K+5000K		400		9,6	1135	118

LineMAX

500x11mm Tunable White module, 56+56 LEDs, 24Vdc

Mechanical drawing

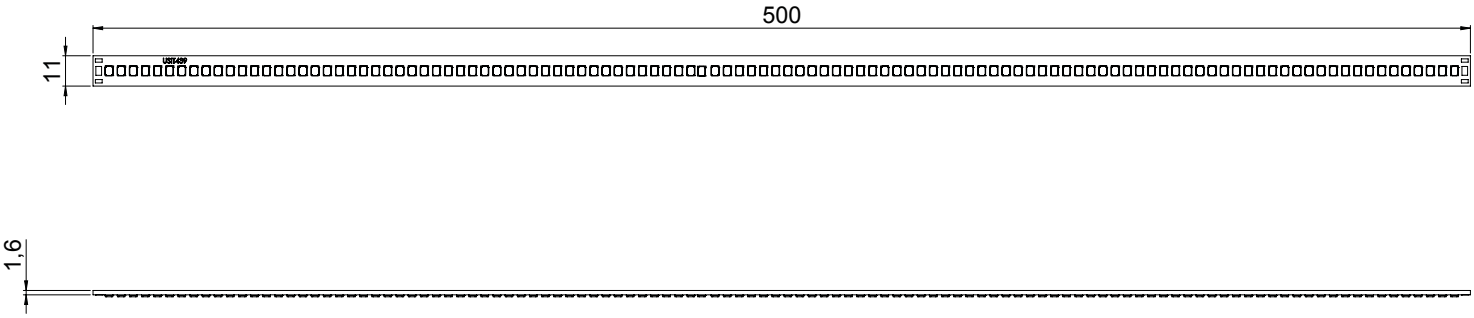

LineMAX

280x55mm module, 33 LEDs

Features

- PCB dimension: 280x55mm
  (566x55mm version available – code: R1453);
- Up to 3010 lm;
- Up to 190 lm/W;
- CRI 90, 95 available on request;
- Max Electrical Insulation 250V
  (750V available on request – code: R1318);
- Max 7 LED boards in series ;
- Connection type: WAGO 4mm 1 pole,
  BJB Reverse 46.121 series 1 pole ;
- Life time >50000h @ 350mA.

Applications

Indoor Commercial Backlight Industrial

Code	CCT	CRI	Current [mA]	Voltage [V]	Power [W]	Total Lumen [lm]	lm/W
R1452213080	3000K	80	350	33	11,55	1964	170
			500	35	17,5	2693	154
R1452214080	4000K		350	33	11,55	2079	180
			500	35	17,5	2851	163
R1452215080	5000K		350	33	11,55	2195	190
			500	35	17,5	3010	172

LineMAX

280x55mm module, 33 LEDs

Mechanical drawing

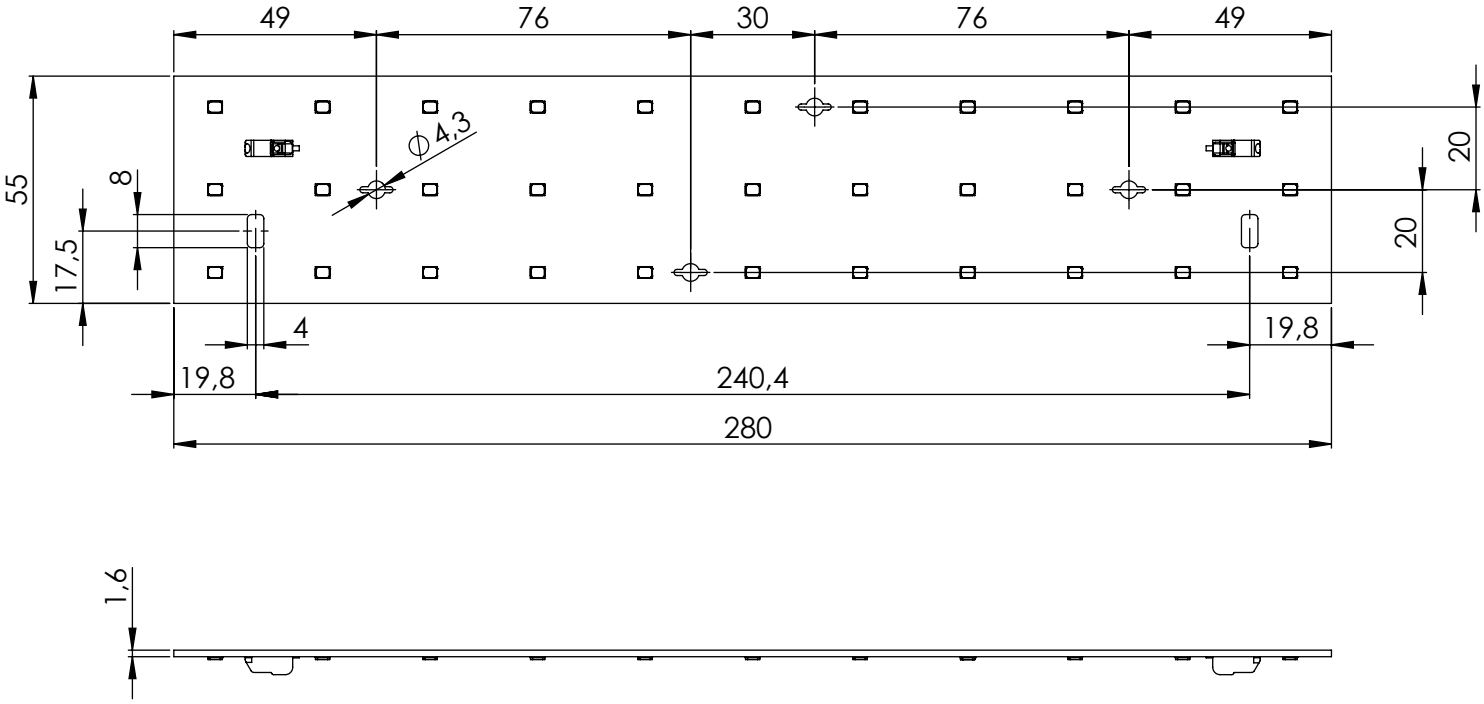

Accessories

Lenses	
Part number	Beam angle
LL03ZZ-CRO3090L06	30° x 90°
LL03ZZ-CRO3595L06	35° x 95°
LL03ZZ-CRO6090L06	60° x 90°
LL03ZZ-CRO70125L06	70° x 125°

LineMAX

High performance 280x55mm module, 44 LEDs

Features

- PCB dimension: 280x55mm;
- Up to 3010 lm;
- Up to 186 lm/W;
- CRI 90, 95 available on request;
- Max Electrical Insulation 250V, Max 6 LED boards in series;
- Connection type: BJB Reverse 46.121 series 1 pole;
- Life time >50000h @ 500mA.

Applications



Indoor Commercial Backlight Industrial

Code	CCT	CRI	Current [mA]	Voltage [V]	Power [W]	Total Lumen [lm]	lm/W
R1369213080	3000K	80	350	32,34	11,32	1900	168
			500	33,34	16,72	2693	161
R1369214080	4000K		350	32,34	11,32	2012	178
			500	33,34	16,72	2851	171
R1369215080	5000K		350	32,34	11,32	2123	186
			500	33,34	16,72	3010	180

LineMAX

High performance 280x55mm module, 44 LEDs

Mechanical drawing

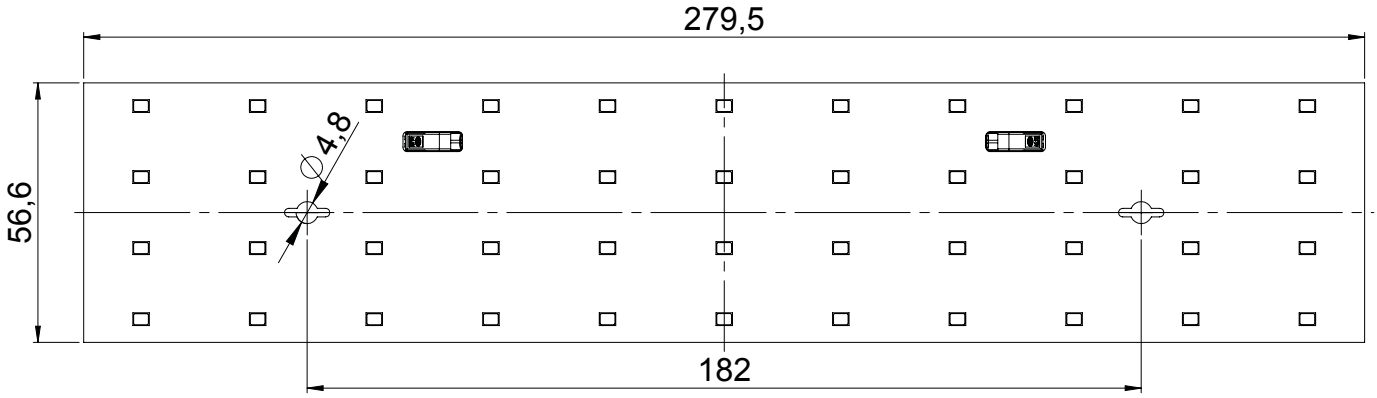

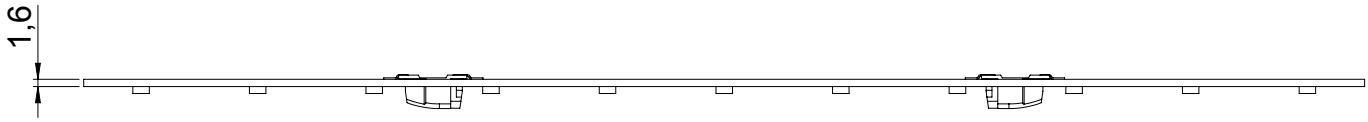

Accessories

Lenses	
Part number	Beam angle
LL44ZZ-DCP30L52	30°
LL44ZZ-DCP60L52	60°
LL44ZZ-DCP90L52	90°
LL44ZZ-DCP20110L52	20° x 110° (Asymmetric)
LL44ZZ-DCP70120L52	70° x 120° (Double Asymmetric)

LineMAX

High performance 560x55mm module, 88 LEDs



Features

- PCB dimension: 560x55mm;
- Up to 6020 lm;
- Up to 186 lm/W;
- CRI 90, 95 available on request;
- Max Electrical Insulation 250V, Max 6 LED boards in series;
- Connection type: BJB Reverse 46.111 series 1 pole;
- Life time >50000h @ 500mA.

Applications

Indoor Commercial Backlight Industrial

Code	CCT	CRI	Current [mA]	Voltage [V]	Power [W]	Total Lumen [lm]	lm/W
R1395213080	3000K	80	350	64,68	22,64	3800	168
			500	66,88	33,44	5386	161
R1395114080	4000K		350	64,68	22,64	4024	178
			500	66,88	33,44	5702	171
R1395115080	5000K		350	64,68	22,64	4246	186
			500	66,88	33,44	6020	180

LineMAX

High performance 560x55mm module, 88 LEDs

Mechanical drawing

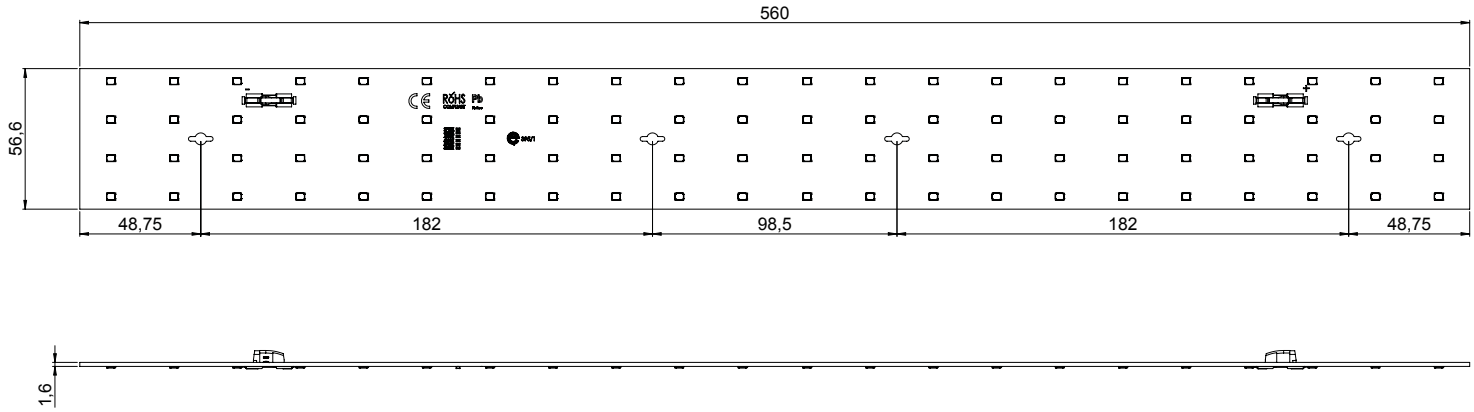

Accessories

Lenses	
Part number	Beam angle
LL44ZZ-DCP30L52	30°
LL44ZZ-DCP60L52	60°
LL44ZZ-DCP90L52	90°
LL44ZZ-DCP20110L52	20° x 110° (Asymmetric)
LL44ZZ-DCP70120L52	70° x 120° (Double Asymmetric)

LineMAX

High performance 1126x55mm module, 176 LEDs

Features

- PCB dimension: 1126x55mm;
- Up to 12040 lm;
- Up to 185 lm/W;
- CRI 90, 95 available on request;
- Max Electrical Insulation 250V;
- Connection type: BJB Reverse 46.111 series 1 pole;
- Life time >50000h @ 500mA.

Applications



Indoor Commercial Backlight Industrial

Code	CCT	CRI	Current [mA]	Voltage [V]	Power [W]	Total Lumen [lm]	lm/W
R1396213080	3000K	80	350	129,36	45,28	7600	168
			500	133,76	66,88	10772	161
R1396114080	4000K		350	129,36	45,28	8048	178
			500	133,76	66,88	11404	171
R1396115080	5000K		350	129,36	45,28	8492	186
			500	133,76	66,88	12040	180

LineMAX

High performance 1126x55mm module, 176 LEDs

Mechanical drawing

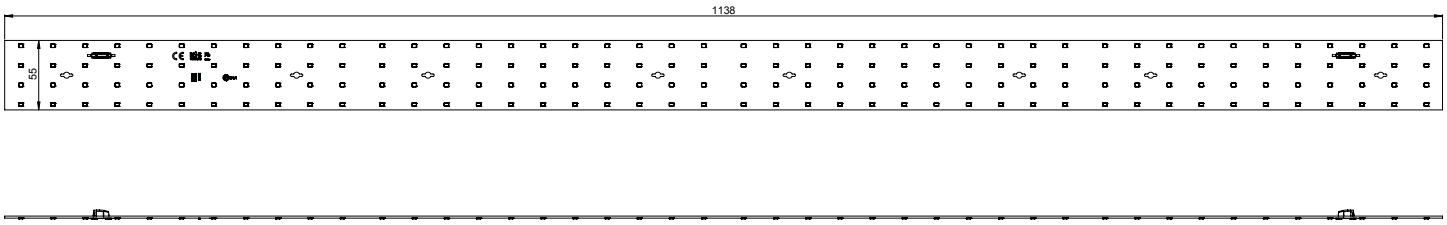

Accessories

Lenses	
Part number	Beam angle
LL44ZZ-DCP30L52	30°
LL44ZZ-DCP60L52	60°
LL44ZZ-DCP90L52	90°
LL44ZZ-DCP20110L52	20° x 110° (Asymmetric)
LL44ZZ-DCP70120L52	70° x 120° (Double Asymmetric)

LineMAX

Dimmable 480x25mm module, 6 power LEDs, 24Vdc

Features

- PCB dimension: 480x25mm;
- Up to 2921 lm;
- Up to 127 lm/W;
- CRI 70;
- Max Electrical Insulation 250V, Max 4 LED boards in series;
- Connection type: Molex S-Poke 4mm 1 pole;
- Life time >60000h @ 700mA;
- 350mA 500mA 560mA 700mA Led Current Configurable.

Applications



Indoor Commercial Backlight Wall Washer

Code	CCT	CRI	Current [mA]	Voltage [V]	Power [W]	Total Lumen [lm]	lm/W
R13861x2770	2700K	70	700	24	16,8	1733	103
			1050		25,2	2370	94
R13861x3070	3000K		700		16,8	2041	121
			1050		25,2	2792	111
R13861x4070	4000K		700		16,8	2134	127
			1050		25,2	2921	116
R13861x5070	5000K		700		16,8	2134	127
			1050		25,2	2921	116

LineMAX

Dimmable 480x25mm module, 6 power LEDs, 24Vdc

Mechanical drawing

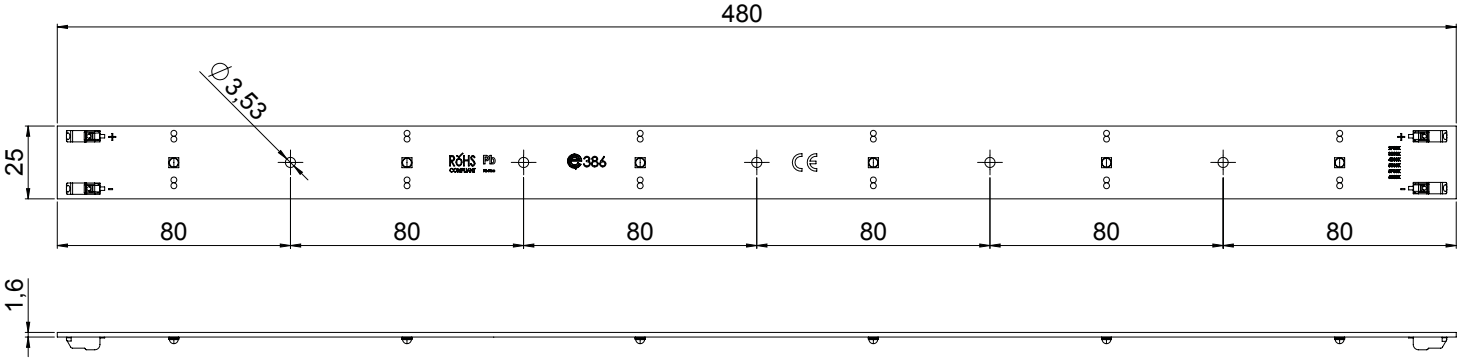

Accessories

Lenses	
Part number	Beam angle
LL01CR-CAX1090L06	10° x 90°
LL01CR-CAX2590L06	25° x 90°
LL01CR-CAX3585L02	35° x 85°

LineMAX

889x39mm module, 15 power LEDs, 48 Vdc



Features

- PCB dimension: 889x39mm;
- Up to 6000 lm;
- Up to 145 lm/W;
- CRI 80;
- Max Electrical Insulation 250V,
  Max 2 LED boards in series;
- Connection type: Power Jack 2,35mm;
- Life time >60000h @ 1000mA;
- Driver 60V 1,5A on board.

Applications



Indoor Commercial Backlight Wall Washer

Code	CCT	CRI	Current [mA]	Voltage [V]	Power [W]	Total Lumen [lm]	lm/W
R1629016580xx	6500K	80	350	48	16,8	2400	143
			700		33,6	4560	135
			1000		48	6000	125

LineMAX

889x39mm module, 15 power LEDs, 48 Vdc

Mechanical drawing

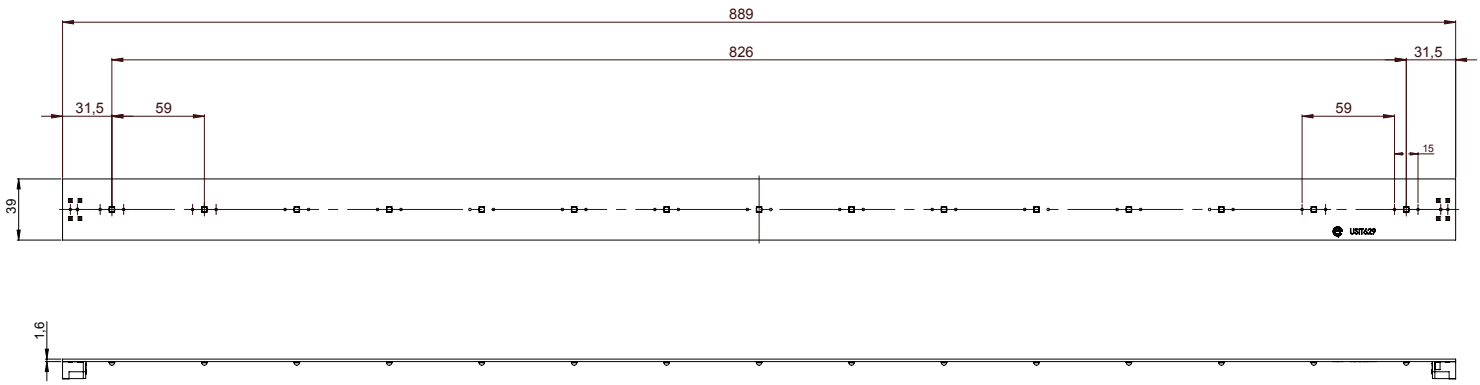

Accessories

Lenses	
Part number	Beam angle
LL01CR-CRI1055L02-M2	10° x 55°
LL01ZZ-EX10L06-U2	10°
LL01ZZ-EX15L06-U2	15°
LL01ZZ-EX25L06-U2	25°
LL01ZZ-EX40L06-U2	40°
LL01ZZ-EX60L06-U2	60°
LL01ZZ-EX110L06-U2	110°
LL01ZZ-EX3065L06-U2	30° x 65°
LL01ZZ-EX3085L06-U2	30° x 85°

LineMAX

131x20mm module, 5 power LEDs

Features

- PCB dimension: 131x20mm;
- Up to 1285 lm;
- Up to 141 lm/W;
- CRI 80, 90 ;
- Max Electrical Insulation 250V
  Max 14 LED boards in series;
- Connection type: AVX Poke 70-9296;
- Lifetime >60000h @ 700mA;
- Suitable for dark light applications;
- 1 power LED version available (R1757).

Applications

Indoor

Commercial

Wall Washer

Code	CCT	CRI	Current [mA]	Voltage [V]	Power [W]	Total Lumen [lm]	lm/W
R15360x2790	2700K	90	350	14,1	4,93	560	114
			700	14,3	7,21	776	108
			350	14,8	10,4	1038	102
R15360x3090	3000K		700	14,1	4,93	614	125
			350	14,4	7,21	850	1118
			700	14,8	10,4	1137	110
R15360x4090	4000K		350	14,1	4,93	641	130
			700	14,3	7,21	887	123
			350	14,8	10,4	1186	114
R15360x5090	5000K		700	14,1	4,93	694	141
			350	14,3	7,21	961	133
			700	14,8	10,4	1285	124

LineMAX

131x20mm module, 5 power LEDs

Mechanical drawing

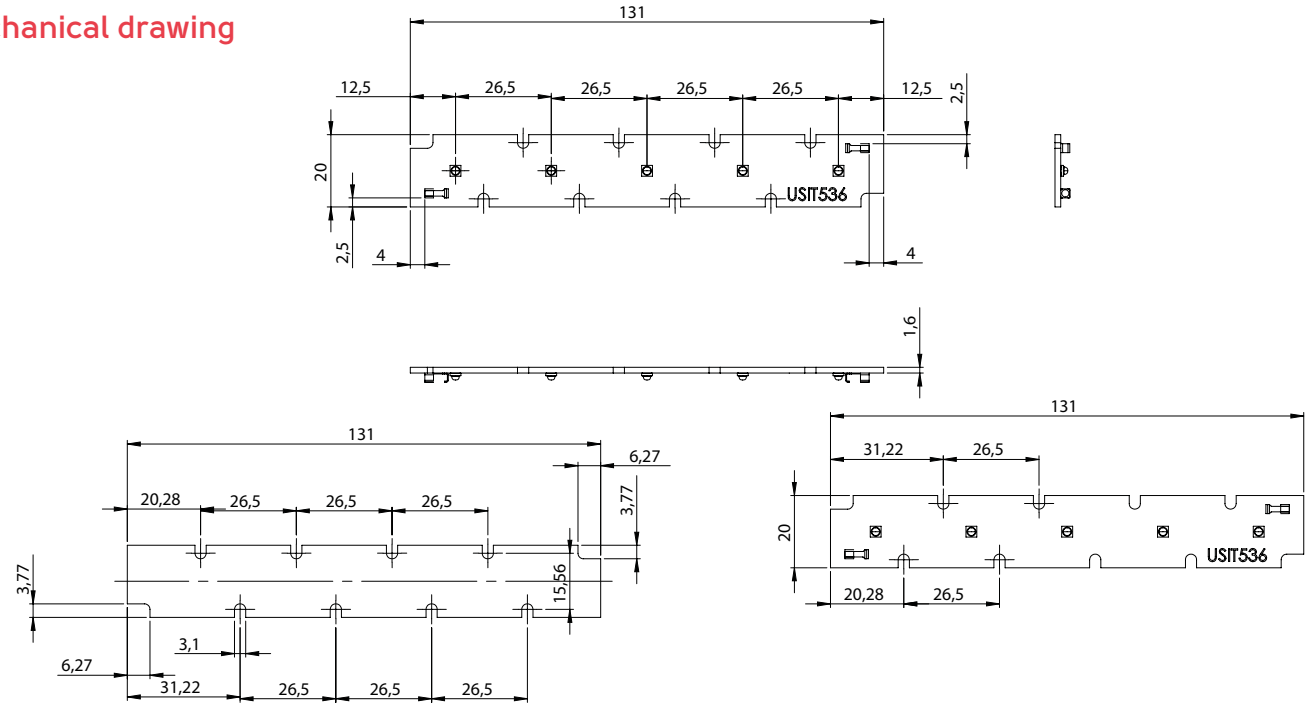

Accessories

Reflector	
XTD-3015	15°
XTD-3030	30°
XTD-3045	45°
Diffuser	
LLGXTD30-JP3H5	Stripe shape
LLGXTD30-JP4H5	Matt diffuser
LLGXTD30-JP1H5	Clear diffuser
LLGXTD30-JP2H5	Square shape
Shade	
LLGXTD-30H5-01	Black

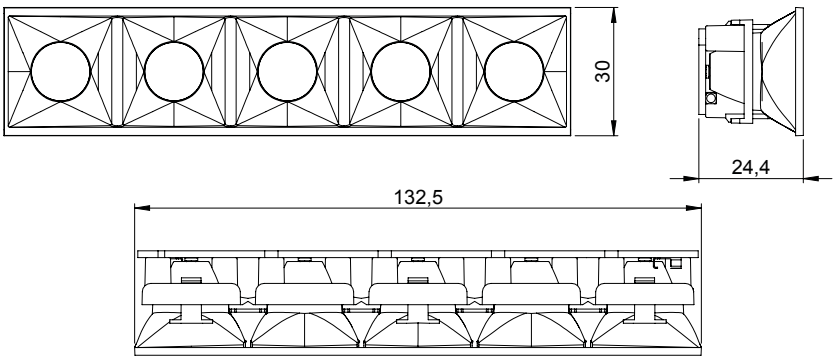

LineMAX

24x20mm module, 1 power LED

NEW

Features

- PCB dimension: 24x20mm;
- Up to 460 lm;
- Up to 182 lm/W;
- Max Electrical Insulation 100V;
  Max 30 LED boards in series;
- Connection type: AVX Poke 2mm 70-9296;
- Life time >60000h @ 700mA;
- Suitable for dark light applications;
- 5 power LEDs version available (R1536).

Applications

Indoor Commercial Backlight

Code	CCT	CRI	Current [mA]	Voltage [V]	Power [W]	Total Lumen [lm]	lm/W
R17570x2790	2700K	90	350	2,85	0,99	170	170
			700	3	2,1	311	148
			1050	3,13	3,29	433	131
R17570x3090	3000K		350	2,85	0,99	176	176
			700	3	2,1	320	152
			1050	3,13	3,29	446	136
R17570x4090	4000K		350	2,85	0,99	181	181
			700	3	2,1	329	157
			1050	3,13	3,29	459	139
R17570x5090	5000K		350	2,85	0,99	181,4	182
			700	3	2,1	330	157
			1050	3,13	3,29	460	140

LineMAX

24x20mm module, 1 power LED

Mechanical drawing

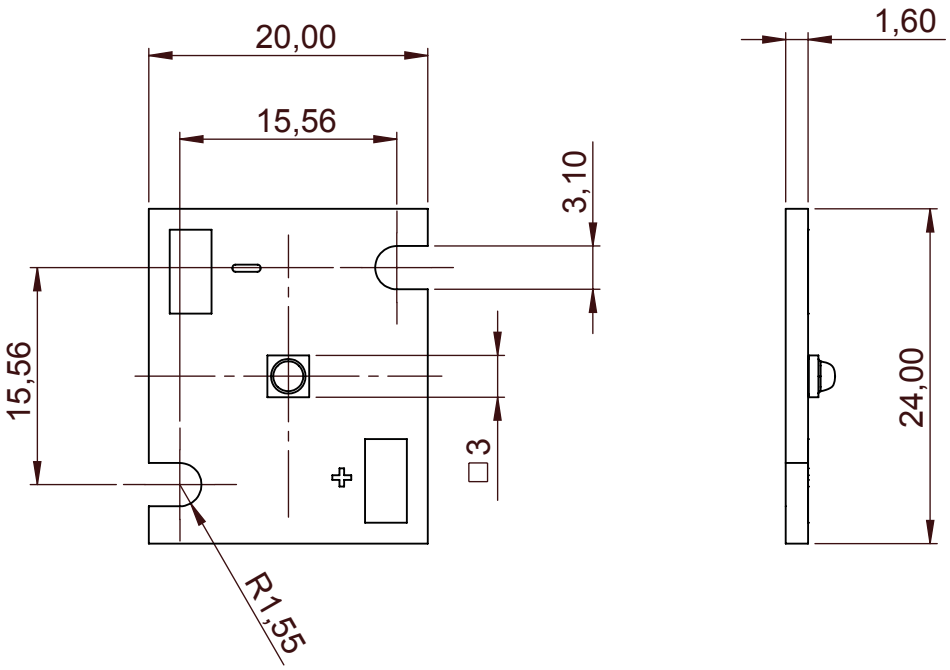

Accessories

Reflector	
LLGXTD3015-1H1	Linear Reflector 15° SINGLE
LLGXTD3030-1H1	Linear Reflector 30° SINGLE
LLGXTD3045-1H1	Linear Reflector 45° SINGLE
Shade	
LLGXTD-30H1-01	Black Cover Single

LineMAX

280x20mm W/TW module, 14 LEDs with Daisy-Mini lens

NEW

Features

- PCB dimension: 280x20 mm;
- Up to 1100 lm;
- Up to 190 lm/W;
- CCT TW 2700+5700K;
- CRI 80, 90, 98 available;
- CV 24V version available;
- Max Electrical Insulation 250V, Max 5 LED boards in parallel;
- Connection type: 2059;
- Life time >60000h @ 300mA L70B10;
- Available in White LEDs version.

Applications

Indoor

Commercial

Code	CCT	CRI	Current [mA]	Voltage [V]	Power [W]	Total Lumen [lm]	lm/W
R172911WWCW	2700K	80	240	21,7	5,30	630	119
	5700K		240	21,7	5,30	700	132
R172911xx80	3000K	80	300	21,5	6,45	930	144
	4000K		300	21,5	6,45	1050	162
R172911xx90	3000K	90	300	21,5	6,45	785	120
	4000K		300	21,5	6,45	850	130

LineMAX

280x20mm W/TW module, 14 LEDs with Daisy-Mini lens

Mechanical drawing

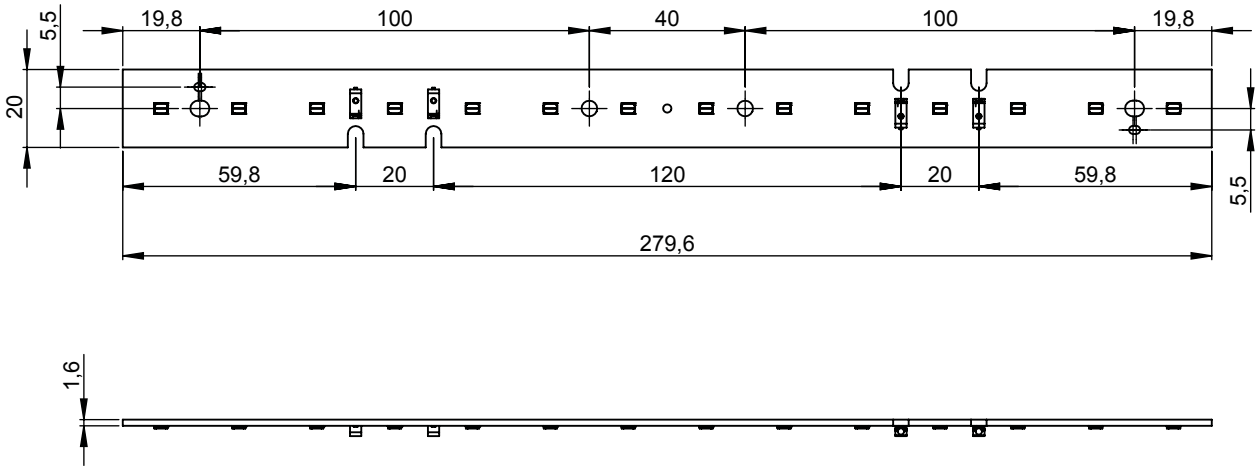

Accessories



Lenses	
FN17035_DAISY-MINI-M	30°
FN17036_DAISY-MINI-W	55°
FN17037_DAISY-MINI-WW	65°
Shade	
F17028_DAISY-MINI-SHD	Black, gloss
F17033_DAISY-MINI-SHD-WHT	White, gloss
F17034_DAISY-MINI-SHD-MATT	Black, matt
F17465_DAISY-MINI-SHD-WHT-MATT	White, matt
F17666_DAISY-MINI-SHD-MET	Metal, gloss
F17667_DAISY-MINI-SHD-MET-MATT	Metal, matt



integrating
lighting
technologies

DecoMAX

Decorative lighting solutions

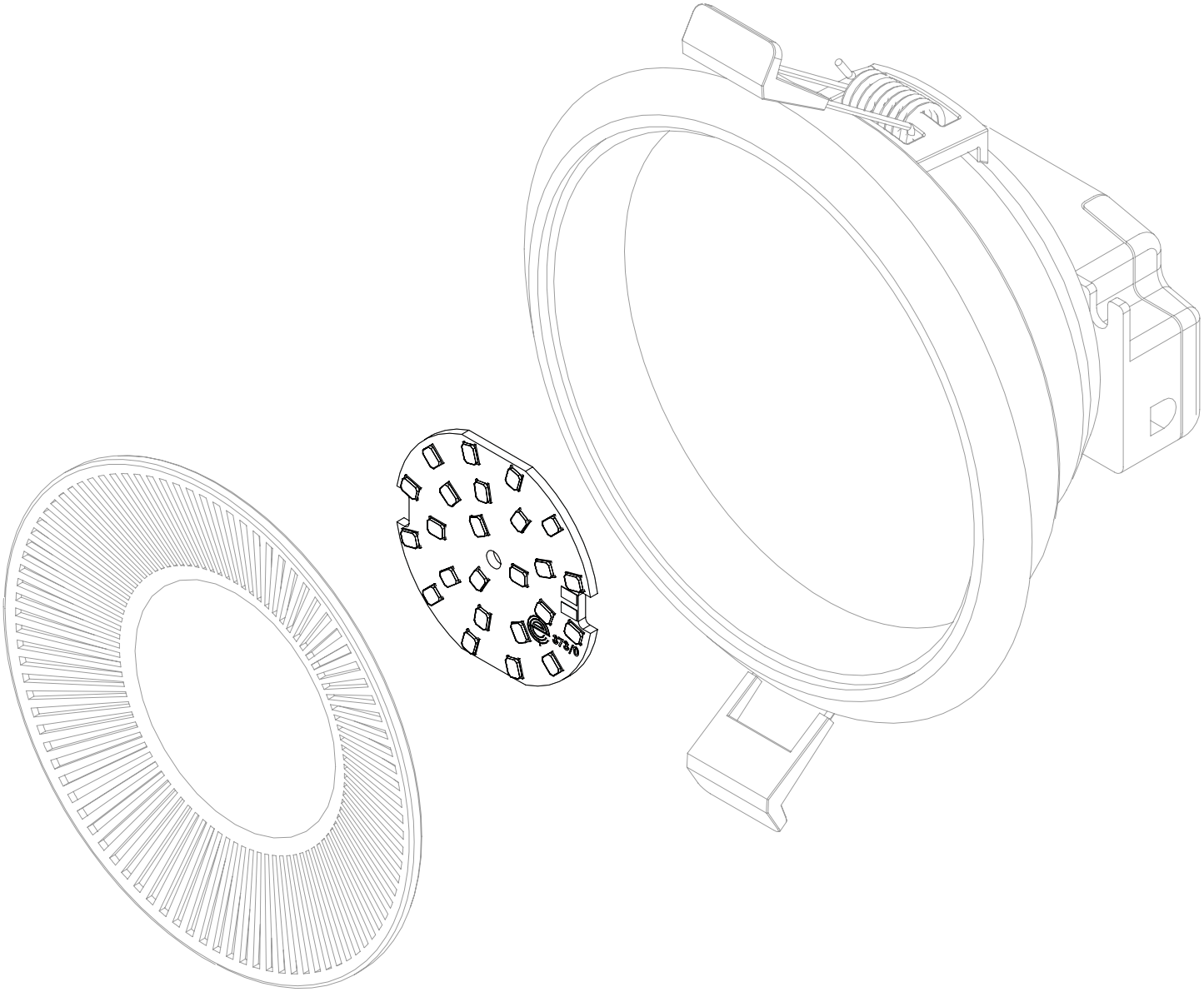

DecoMAX

4x4 RGBW power led module

Features

- PCB dimension: 39x36,4mm;
- Up to 1960 lm;
- Up to 67 lm/W;
- CRI 80, 90;
- Max Electrical Insulation 250V;
- Connection type: Molex 53261 Picoblade 8 way;
- Lifetime >60000h @ 350mA;
- NTC available on request;
- White and Dynamic White available on request.

Applications

Indoor | Commercial | Color Mixing | Decorative | Architectural

Code	CCT	CRI	Current [mA]	Voltage [V]					Power [W]	Total Lumen [lm]					lm/W
				R	G	B	W	Tot		R	G	B	W	Tot	
R2704xxRGBWW	RGBW + 3000K	80	500	9,15	11,8	11,7	11,7	44,75	22,4	249	426	164	563	1402	63
			700	9,6	12,1	12,5	12,1	46,3	32,4	334	520	211	727	1792	56
R2704xxRGBWN	RGBW + 4000K		500	9,15	11,8	11,7	11,7	44,75	22,4	249	426	164	642	1481	66
			700	9,6	12,1	12,5	12,1	46,3	32,4	334	520	211	829	1849	59
R2704xxRGBWC	RGBW + 5000K		500	9,15	11,8	11,7	11,7	44,75	22,4	216	426	164	684	1490	67
			700	9,6	12,1	12,5	12,1	46,3	32,4	346	520	211	883	1960	61

DecoMAX

4x4 RGBW power led module

Mechanical drawing

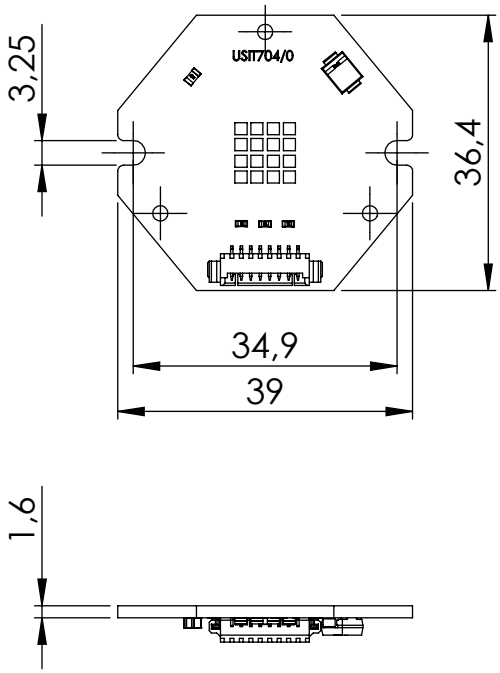

Accessories

Lenses	
Part number	Beam angle
LL01CR-PV45L02	45°
LL01CR-PV60L02	60°
LL01CR-PV80L02	80°

DecoMAX

RGBW power led star

Features

- PCB dimension: Diam. 19,9mm;
- Up to 530 lm;
- Up to 71 lm/W;
- CRI 70 available on request;
- Max Electrical Insulation 250V;
- Life time >50000h @ 350mA;
- White and Dynamic White available on request.

Applications

Indoor | Commercial | Color Mixing | Decorative | Architectural

Code	CCT	CRI	Current [mA]	Voltage [V]					Power [W]	Total Lumen [lm]					lm/W
				R	G	B	W	Tot		R	G	B	W	Tot	
R2293xxRGBW	RGBW + 3000K	80	500	2,3	3,3	3,2	2,95	11,75	5,88	66	117	45	137	365	62
			700	2,4	3,4	3,3	3,05	12,15	8,5	69	142	61	184	476	56
R2293xxRGBW	RGBW + 4000K		500	2,3	3,3	3,2	2,95	11,75	5,88	66	117	45	167	395	67
			700	2,4	3,4	3,3	3,05	12,15	8,5	69	142	61	208	500	59
R2293xxRGBW	RGBW + 5000K		500	2,3	3,3	3,2	2,95	11,75	5,88	66	117	45	190	418	71
			700	2,4	3,4	3,3	3,05	12,15	8,5	69	142	61	238	530	62

DecoMAX

RGBW power led star

Mechanical drawing

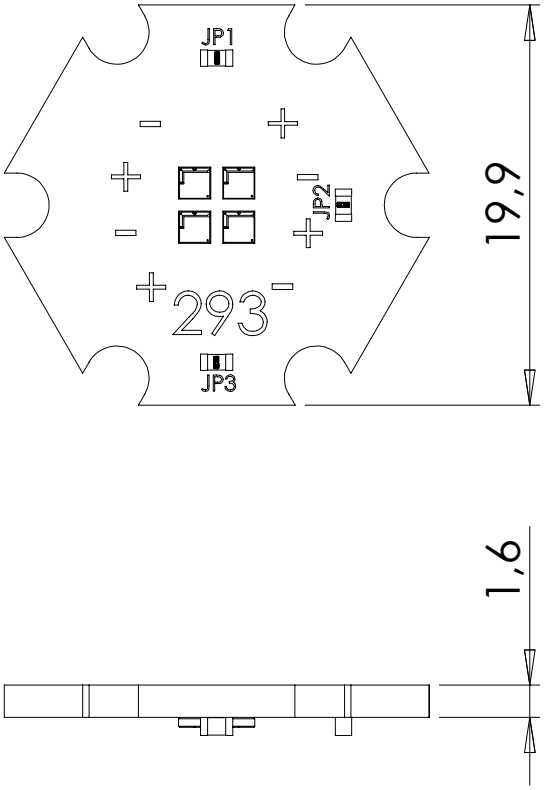

Accessories

Lenses	
Part number	Beam angle
LL01ED-AFD15L06	15°
LL01ED-AFD20L06	20°
LL01ED-AK25L06	25°
LL01ED-AK40L06	40°
LL01CR-ANW10L06	10°
LL01CR-ANW20L06	20°
LL01CR-ANW30L06	30°
LL01CR-BJH10L06	10°
LL01CR-BJH30L06	30°

DecoMAX

3x6 RGB power led module

Features

- PCB dimension: Diam. 110mm;
- Up to 4158 lm;
- Up to 114 lm/W;
- CRI 70 available on request;
- Max Electrical Insulation 250V;
- Connection type: Molex 53261 Picoblade 8 way;
- Life time >50000h @ 350mA;
- NTC available on request.

Applications

Indoor | Commercial | Color Mixing | Decorative | Architectural

Code	CCT	CRI	Current [mA]	Voltage [V]					Power [W]	Total Lumen [lm]					lm/W
				R	G	B	W	Tot		R	G	B	W	Tot	
R2352xx3080	3000K	80	500	-	-	-	54	-	27	-	-	-	2597	-	96
			700	-	-	-	55	-	38,5	-	-	-	3497	-	91
R2352xx4080	4000K		500	-	-	-	54	-	27	-	-	-	3089	-	114
			700	-	-	-	55	-	38,5	-	-	-	4158	-	108
R2352xxRGB	RGB	-	500	13,8	19,8	19,2	-	52,8	26,4	384	704	275	-	1363	52
			700	14,4	20,4	19,8	-	54,6	38,22	535	873	359	-	1767	46

DecoMAX

3x6 RGB power led module

Mechanical drawing

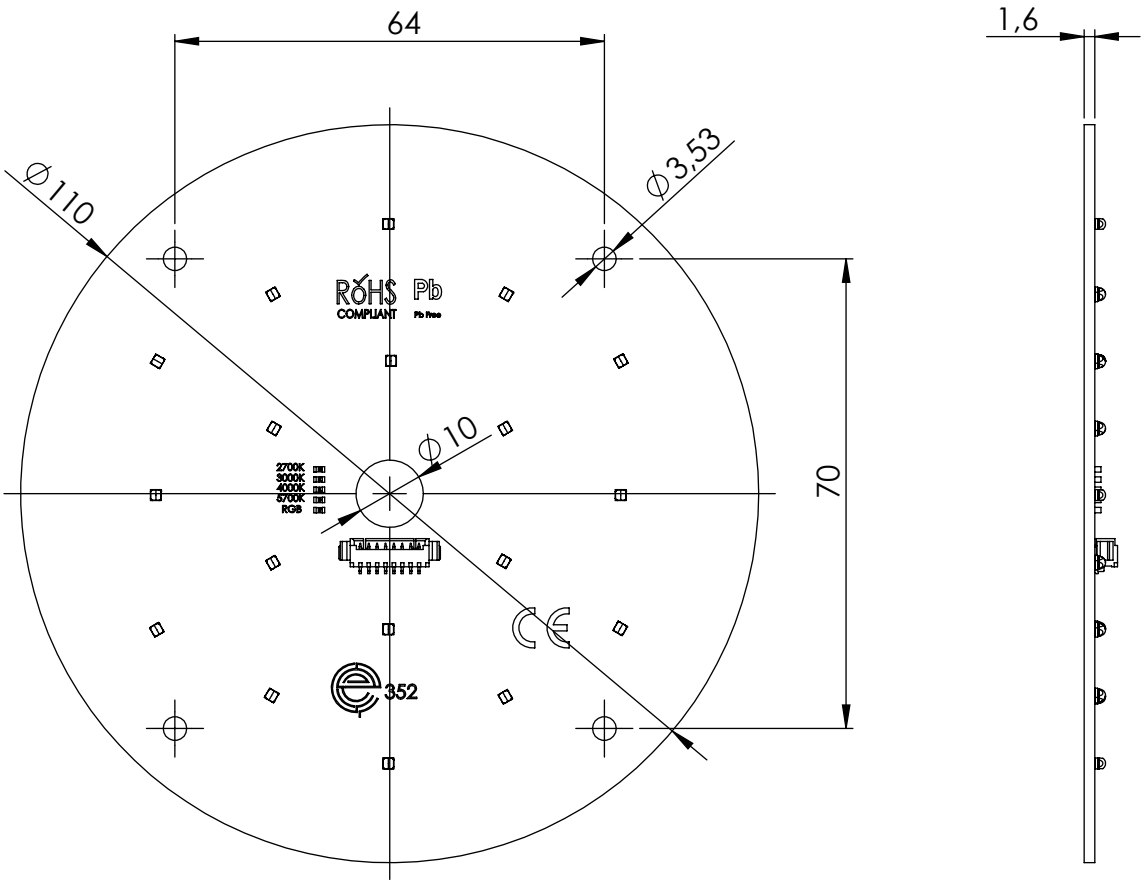

Accessories

Lenses	
Part number	Beam angle
LL18ED-BI15L06	15°
LL18ED-BI25L06	25°
LL18ED-BI40L06	40°

DecoMAX

21 mid-power led module, 24Vdc



Features

- PCB dimension: 43,4x41,6mm;
- Up to 1285 lm;
- Up to 153 lm/W;
- CRI 70, 80, 90;
- Max Electrical Insulation 250V ;
- Life time >60000h @ 150mA;
- 24 LEDs CC version available on request.

Applications

Indoor | Commercial | Color Mixing | Decorative | Architectural

Code	CCT	CRI	Current [mA]	Voltage [V]	Power [W]	Total Lumen [lm]	lm/W
R2373113080	3000K	80	350	24	8,4	1142	136
R2373114080	4000K					1214	145
R2373115080	5000K					1285	153

DecoMAX

21 mid-power led module, 24Vdc

Mechanical drawing

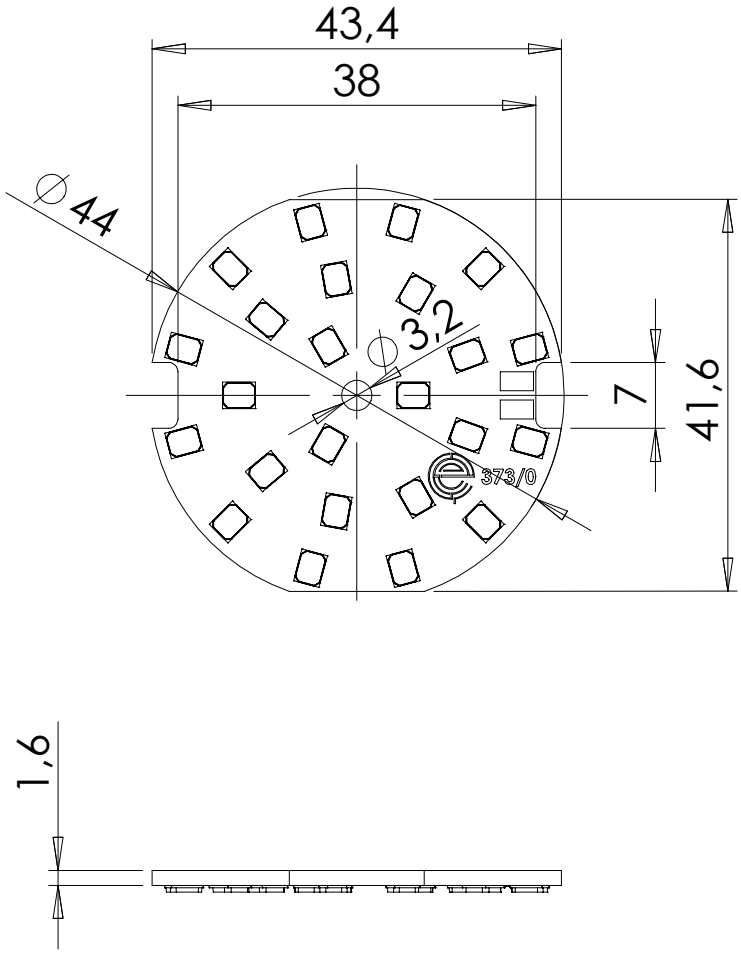

DecoMAX

Strip 70 LED/mt, 24Vdc

Features

- 70 LEDs/mt, 2835 LEDs, 3 Step Mc Adam;
- 10mm UL PCB;
- 24V;
- Overvoltage and polarity protected;
- Lifetime >50.000h;
- CRI>80 (90 available on request);
- Reel 5 mt x 10 mm x 1,5 mm cuttable every 100 mm;
- Operating Temperature -25 ÷ +50 °C;
- Storage Temperature -40 ÷ +80 °C;
- The strip must be powered every 5 mt;
- Customizable length, wattage and lumens on request.

Applications

Indoor | Commercial | Color Mixing | Decorative | Architectural

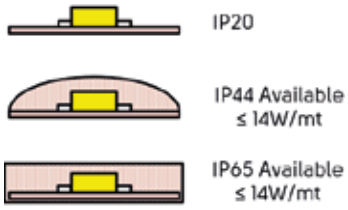

Strip 70 LED/mt 24Vdc

Code	CCT [K]	LEDs/mt	LED type	Watt/mt	Lumen/mt
U286505CA250xx	6500K	70 Series 7	Top LED SMD 2835	5 W/mt	>700
U286514CA250xx				14 W/mt	>1900
U284005CA250xx	4000K			5 W/mt	>600
U284014CA250xx				14 W/mt	>1600
U283005CA250xx	3000K			5 W/mt	>600
U283014CA250xx				14 W/mt	>1500
U282705CA250xx	2700K			5 W/mt	>500
U282714CA250xx				14 W/mt	>1400

DecoMAX

Strip 70 LED/mt, 24Vdc

Drawing

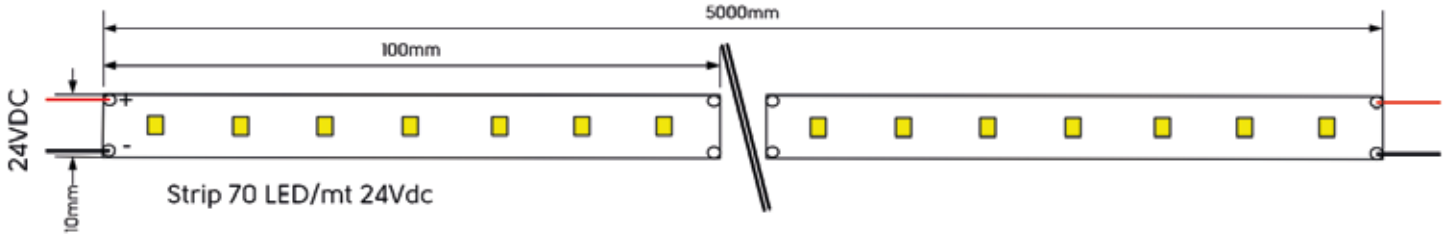

Accessories

Remote Controller Option	
Remote controller touch	D-SR2828
LED dimmer 1X8A 12-36VDC	D-SR2501NS

DecoMAX

Strip 140 LED/mt, 24Vdc

Features

- 140 LEDs/mt, 2835 LEDs, 3 Step Mc Adam;
- 8mm UL PCB;
- 24V;
- Overvoltage and polarity protected;
- Lifetime >50.000h;
- CRI>80 (90 available on request);
- Reel 5 mt x 10 mm x 1,5 mm cuttable every 50 mm;
- Operating Temperature -25 ÷ +50 °C;
- Storage Temperature -40 ÷ +80 °C;
- The strip must be powered every 5 mt;
- Customizable length, wattage and lumens on request.

Applications

Indoor | Commercial | Color Mixing | Decorative | Architectural

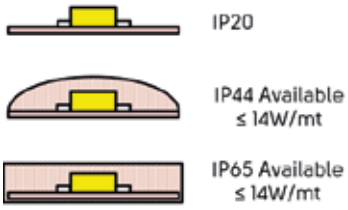

Strip 140 LED/mt 24Vdc IP20

Code	CCT [K]	LEDs/mt	LED type	Watt/mt	Lumen/mt
U286510BC250xx	6500K	140 Series 7	Top LED SMD 2835	10 W/mt	>1500
U286520BC250xx				20 W/mt	>2700
U286530BC250xx				30 W/mt	>3900
U284010BC250xx	4000K			10 W/mt	>1300
U284020BC250xx				20 W/mt	>2300
U284030BC250xx				30 W/mt	>3300
U283010BC250xx	3000K			10 W/mt	>1200
U283020BC250xx				20 W/mt	>2100
U283030BC250xx				30 W/mt	>3000
U282710BC250xx	2700K			10 W/mt	>1100
U282720BC250xx				20 W/mt	>1900
U282730BC250xx				30 W/mt	>2700

DecoMAX

Strip 140 LED/mt, 24Vdc

Drawing

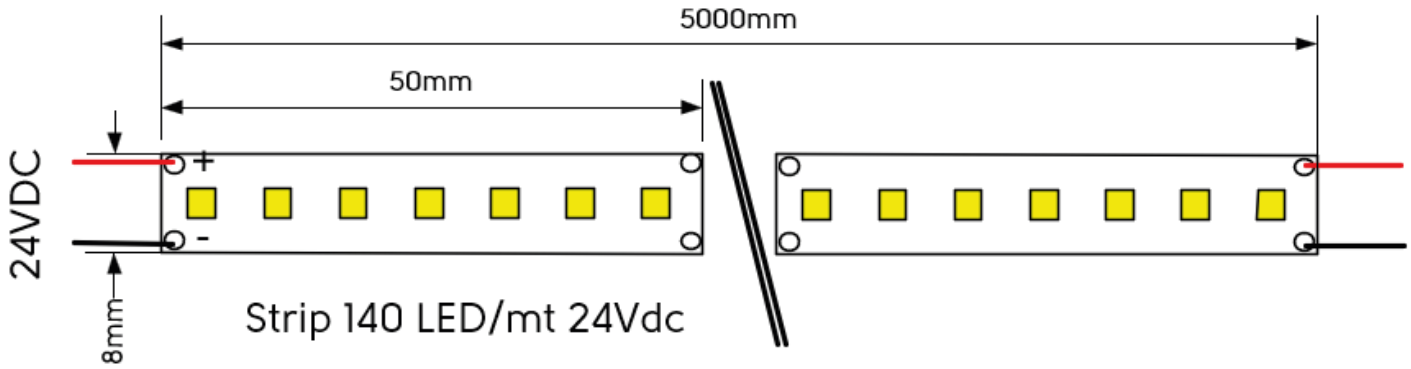

Accessories

Remote Controller Option	
Remote controller touch	D-SR2828
LED dimmer 1X8A 12-36VDC	D-SR2501NS

DecoMAX

Strip LED 210 LED/mt, 24Vdc, super slim (5mm)

Features

- 210 LEDs/mt, 2835 LEDs, 3 Step Mc Adam;
- 5mm UL PCB;
- 24V;
- Overvoltage and polarity protected;
- Lifetime >50.000h;
- CRI>80 (90 available on request);
- Reel 5 mt x 5 mm x 1,5 mm cuttable every 33,3333 mm;
- Operating Temperature -25 ÷ +50 °C;
- Storage Temperature -40 ÷ +80 °C;
- The strip must be powered every 5 mt;
- Customizable length, wattage and lumens on request.

Applications

Indoor | Commercial | Color Mixing | Decorative | Architectural

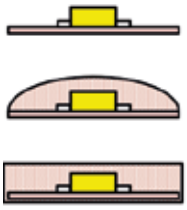

IP20

IP44 Available ≤ 14W/mt

IP65 Available ≤ 14W/mt

Strip 210 LED/mt 24Vdc IP20

Code	CCT [K]	LEDs/mt	LED type	Watt/mt	Lumen/mt
U286511AD250xx	6500K	210 Leds/mt Series 7	Top LED SMD 2835	11 W/mt	2310
U284011AD250xx	4000K			11 W/mt	2270
U283011AD250xx	3000K			11 W/mt	2020
U282711AD250xx	2700K			11 W/mt	2020

DecoMAX

Strip LED 210 LED/mt, 24Vdc, super slim (5mm)

Drawing

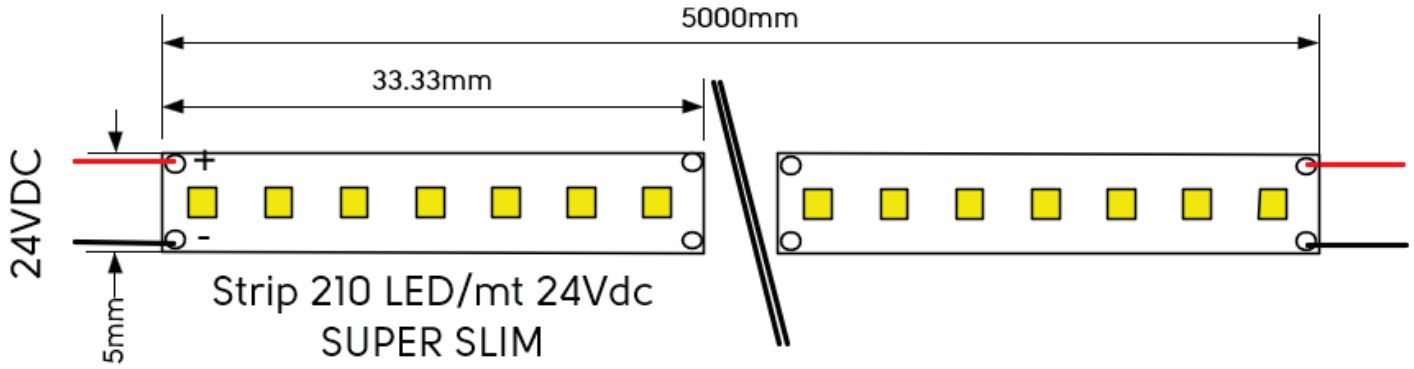

DecoMAX

Strip LED 210 LED/mt, 24Vdc

Features

- 210 LEDs/mt, 2835 LEDs, 3 Step Mc Adam;
- 8mm UL PCB;
- 24V;
- Overvoltage and polarity protected;
- Lifetime >50.000h;
- CRI>80 (90 available on request);
- Reel 5 mt x 8 mm x 1,5 mm cuttable every 33,3333 mm;
- Operating Temperature -25 ÷ +50 °C;
- Storage Temperature -40 ÷ +80 °C;
- The strip must be powered every 5 mt;
- Customizable length, wattage and lumens on request.

Applications

Indoor | Commercial | Color Mixing | Decorative | Architectural

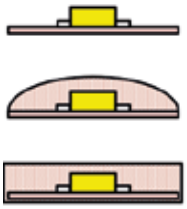

IP20

IP44 Available ≤ 14W/mt

IP65 Available ≤ 14W/mt

Strip 210 LED/mt 24Vdc IP20

Code	CCT [K]	LEDs/mt	LED type	Watt/mt	Lumen/mt
U286514BD250xx	6500K	210 Leds/mt Series 7	Top LED SMD 2835	14 W/mt	>2300
U286520BD250xx				20 W/mt	>3100
U286530BD250xx				30 W/mt	>3800
U284014BD250xx	4000K			14 W/mt	>2000
U284020BD250xx				20 W/mt	>2700
U284030BD250xx				30 W/mt	>3300
U283014BD250xx	3000K			14 W/mt	>1900
U283020BD250xx				20 W/mt	>2500
U283030BD250xx				30 W/mt	>3100
U282714BD250xx	2700K			14 W/mt	>1600
U282720BD250xx				20 W/mt	>2300
U282730BD250xx				30 W/mt	>2800

DecoMAX

Strip LED 210 LED/mt, 24Vdc

Drawing

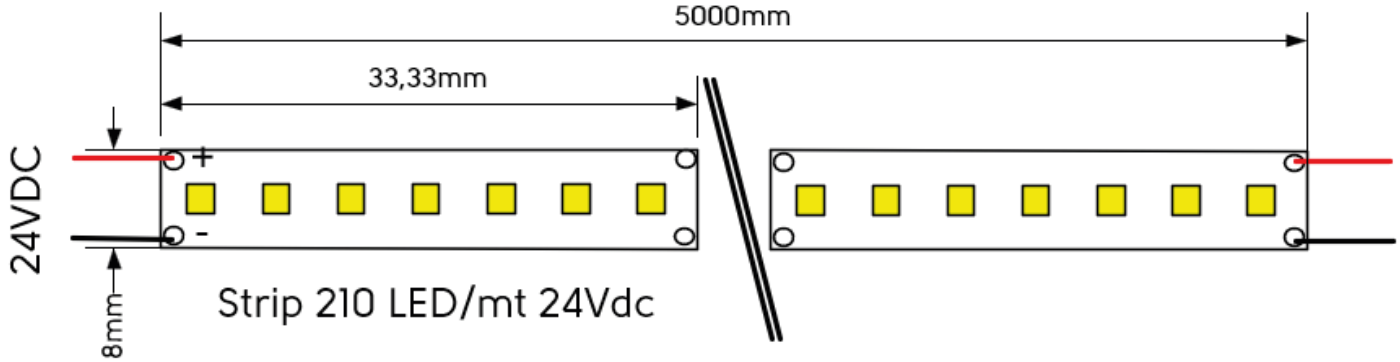

DecoMAX

Strip 126 LED/mt, 24Vdc, RGB

Features

- 126 Led/mt, 3535 LEDs;
- 12mm UL PCB;
- 24V;
- Overvoltage and polarity protected;
- Lifetime >50.000h;
- Standard length 5 mt;
- Reel 5 mt x 12 mm x 2,5mm cuttable every 55,55mm;
- Operating Temperature -25 ÷ +50 °C;
- Storage Temperature -40 ÷ +80 °C;
- The strip must be powered every 5 mt;
- Customizable length, wattage and lumens on request.

Applications

Indoor | Commercial | Color Mixing | Decorative | Architectural

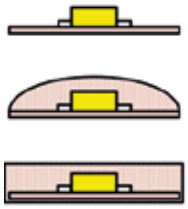

IP20

IP44 Available ≤ 14W/mt

IP65 Available ≤ 14W/mt

Strip 126LED/mt RGB 24Vdc

Code	CCT [K]	LEDs/mt	LED type	Watt/mt	Lumen/mt
U30CL28DB250xx	RGB	126	Top LED SMD 3535 3 DIE	28 W/mt	800
	R				240
	G				460
	B				100

DecoMAX

Strip 126 LED/mt, 24Vdc, RGB

Drawing

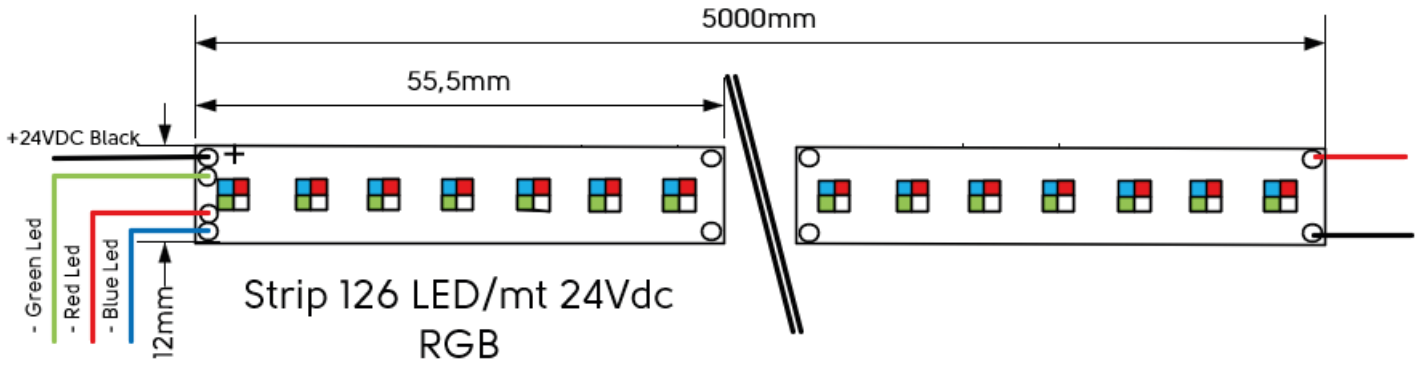

Accessories

Remote Controller Option	
D-CT318+RC7RGB	
	Max 6A * 3CH
	12-24V DC
	Remote Distance 20 m
	3V button battery

DecoMAX

Strip 288 LED/mt, 24Vdc, Dynamic White



Features

- 3014 LEDs, 3 Step Mc Adam;
- 288 LEDs/mt (144 WarmWhite + 144 ColdWhite);
- 10mm UL PCB;
- Reel 5 mt x 10 mm x 4 mm cuttable every 55,5555 mm;
- 24V;
- Lifetime >50.000h;
- Standard length 5 mt;
- Operating Temperature -25 ÷ +50 °C;
- Storage Temperature -40 ÷ +80 °C;
- The strip must be powered every 5 mt;
- Customizable length, wattage and lumens on request.

Applications

Indoor | Commercial | Color Mixing | Decorative | Architectural

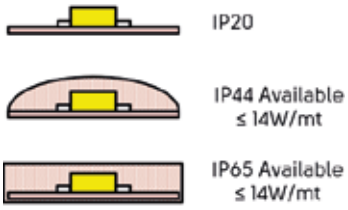

Strip 288 LED/mt Dynamic White 24Vdc IP20

Code	CCT [K]	LEDs/mt	LED type	Watt/mt	Lumen/mt
U18DW15CE250xx	3000K	288	Top LED SMD 3014	15 W/mt	>1300
	6000K				>1500

DecoMAX

Strip 288 LED/mt, 24Vdc, Dynamic White

Drawing

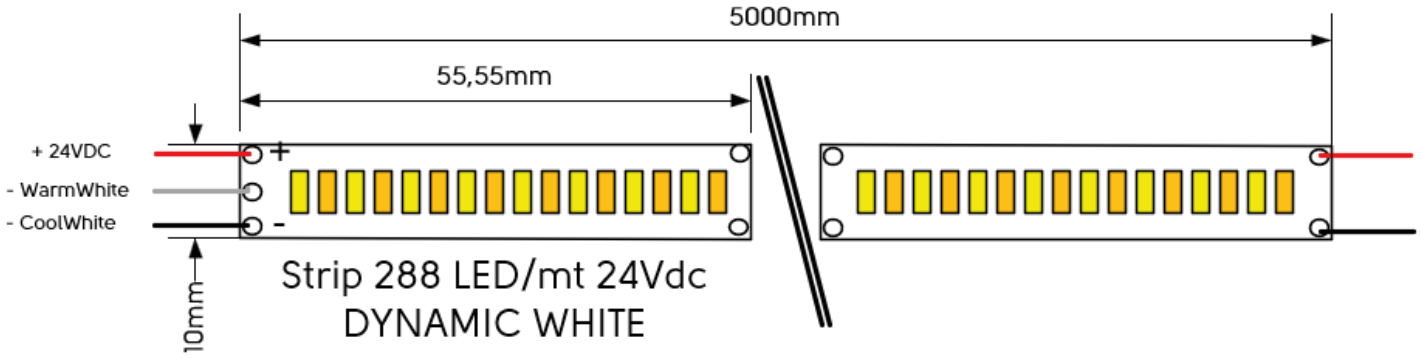

DecoMAX

Strip 70 LED/mt, 24Vdc, RGB

Features

- 70 Led/mt, 5050 LEDs;
- 10mm UL PCB;
- 24V;
- Lifetime >50.000h;
- Standard length 5 mt;
- Reel 5 mt x 10 mm x 1,5mm cuttable every 100mm;
- Operating Temperature -25 ÷ +50 °C;
- Storage Temperature -40 ÷ +80 °C;
- The strip must be powered every 5 mt;
- Customizable length, wattage and lumens on request.

Applications

Indoor | Commercial | Color Mixing | Decorative | Architectural

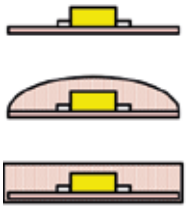

IP20

IP44 Available ≤ 14W/mt

IP65 Available ≤ 14W/mt

Strip 126LED/mt RGB 24Vdc

Code	CCT [K]	LEDs/mt	LED type	Watt/mt	Lumen/mt
U50CL14CA250xx	RGB	70	Top LED SMD 5050 3 DIE	14,4 W/mt	415
	R				110
	G				250
	B				55

DecoMAX

Strip 70 LED/mt, 24Vdc, RGB

Drawing

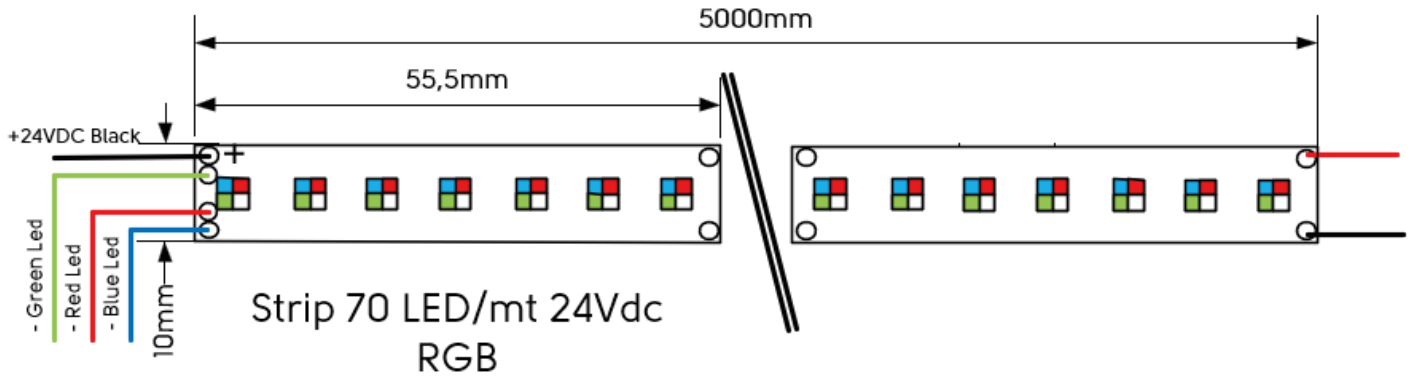

Accessories

Remote Controller Option	
D-CT318+RC7RGB	
	Max 6A * 3CH
	12-24V DC
	Remote Distance 20 m
	3V button battery

DecoMAX



PRODUCT NOMENCLATURE - LED STRIP

U	2	8	30	14	B	D	2	50	N	0
	Led type	CRI	CCT	W	PCB	LED/MT	V	Lenght	IP	Rev

LED TYPE	
2	2835
3	3535
5	5050
1	3014

CRI	
8	80
7	70
9	90
0	RGB

PCB	
A	5mm
B	8mm
C	10mm
D	12mm

LED/MT	
A	70/mt
B	126/mt
C	140/mt
D	210/mt
E	288/mt

VOLTAGE (V)	
1	12 volt
2	24 volt

IP	
N	IP20
S	IP44
T	IP65

DecoMAX

Furniture Profiles

Product description

- Led strip width: 12mm;
- Aluminum profile;
- Power: 20W/mt MAX;
- Also available in WHITE/BLACK/INOX.

Furniture Profiles

Type	Dimension	Color	2,02 mt	3,00 mt	Caps	Clip
A	WxH 16 x 9,28mm	silver anodized	HSP-A2-S	HSP-A3-S	HSEA-A-SZ HSEA-A-O-SZ	HSMB-A-TR
B	WxH 16 x 9,30mm	silver anodized	HSP-B2-S	HSP-B3-S	HSEA-B-O-SZ	NA
C	WxH 23,30 x 11,80mm	silver anodized	HSP-C2-S	HSP-C3-S	HSEA-C-SZ HSEA-C-O-SZ	HSMB-C-TR
D	WxH 16 x 6,30mm	silver anodized	HSP-D2-S	HSP-D3-S	HSEA-D-SZ HSEA-D-O-SZ	HSMB-D-TR
G	WxH 17 X 18mm	silver anodized	HSP-G2-S	HSP-G3-S	HSEA-G-O-SZ	NA
COSMO COSMO	Ø25mm	silver anodized	HSP-COS2-S HSP-M1COS-S	HSP-COS3-S	HSEA-COS-SZ HSEA-COS-O-SZ	HSMB-COS-MET
X	WxH 12 x 8mm	silver anodized	HSP-X2-S	HSP-X3-S	HSEA-X-SZ HSEA-X-O-SZ	HSMB-X-TR
HS US100	WxH 19,4 x 15,5mm	silver anodized	HS-US100	NA	HS-CAP-1000-LA HS-CAP-1001-LA	HS-CLIP-100

DecoMAX

Furniture Profiles

Product description

- PMMA Covers;
- Suitable for profiles A,B,C,D,G,COSMO,RETO,X;
- UV resistant.

Cover Basic PMMA

Image	Colour	2,02 mt	3 mt
	PMMA Cover transparent for profiles A,B,C,D,G,COSMO,RETO	HSC-K2020PMT	HSC-K3000PMT
	PMMA Cover transparent for profile X	HSC-SC2020PMT	HSC-SC3000PMT
	PMMA Cover frozen for profiles A,B,C,D,G,COSMO,RETO	HSC-K2020PMMR	HSC-K3000PMMR
	PMMA Cover frozen for profile X	HSC-SC2020PMMR	HSC-SC3000PMMR
	PMMA Cover milky for profiles A,B,C,D,G,COSMO,RETO	HSC-K2020PMML	HSC-K3000PMML
	PMMA Cover milky for profile X	HSC-SC2020PMML	HSC-SC3000PMML
	PMMA Cover transparent LENS 15 for profiles A,B,C,D,G,COSMO,RETO	HSC-K202015PMT	HSC-K300015PMT
	PMMA Cover transparent LENS 15 for profile X	HSC-SC202015PMT	HSC-SC300015PMT
	PMMA Cover transparent LENS 30 for profiles A,B,C,D,G,COSMO,RETO	SC-K202030PMT	HSC-K300030PMT
	PC Transparent diffuser for profile HS-US100	HS-TRAN-US100	NA
	PC Opal diffuser for profile HS-US100	HS-OPAL-US100	NA

DecoMAX

Furniture Profiles

Architectual Profiles

Type	Dimension	Color	2,02 mt	3,00 mt	Caps	Clip
	WxH 20,01 x 9mm	silver anodized	HSP-TERRA2-S	HSP-TERRA3-S	HSEA-TER-SZ HSEA-TER-O-SZ	NA
	WxH 43 x 30 mm	silver anodized	HSP-ILEDO2-S	HSP-ILEDO3-S	HSEA-IL-SZ HSEA-IL-O-SZ	SPRING
	WxH 51 x 43mm (groove mounted profile)	silver anodized	HSP-INSO2-S	HSP-INSO3-S	HSEA-IN-SZ	SPRING

Cover Basic PMMA

Image	Colour	2,02 mt	3 mt
	PMMA Cover transparent for profiles ILEDO, INSO	HSP-W-K2020PMR	HSP-W-K3000PMR
	PMMA Cover frozen for profiles ILEDO, INSO	HSP-W-K2020PMR	HSP-W-K3000PMR
	PMMA Cover milky for profiles ILEDO, INSO	HSP-W-K2020PML	HSP-W-K3000PML
	PC prismatic Cover for profiles ILEDO, INSO	HSP-W-K2020PRI	HSP-W-K3000PRI
	PC Cover for profiles TERRA	HSP-T-K2020-ML	HSP-T-K3000-ML

integrating
lighting
technologies

DotMAX

Spot lighting solutions

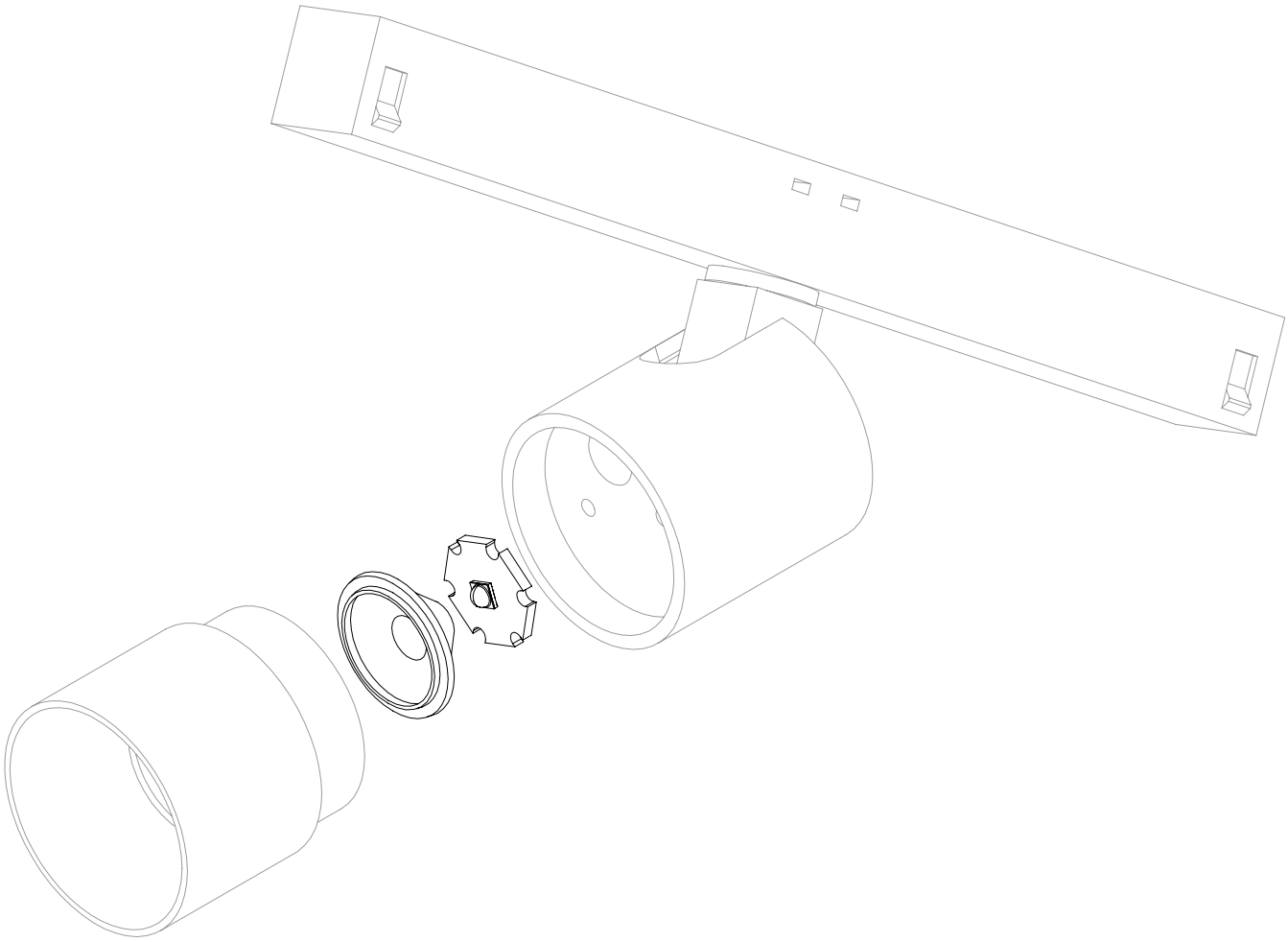

DotMAX

3535 footprint spot module, CXA 13xx compatible



Features

- PCB dimension: 13,35x13,35mm;
- Up to 350 lm;
- Up to 207 lm/W;
- CRI 80, 90 available on request;
- Max Electrical Insulation 250V;
- Life time >60000h @ 500mA;
- LED options: Nichia 319, CREE XPG3/XHP35/XPL.

Applications

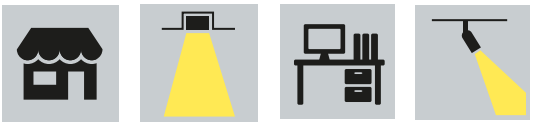

Commercial Downlight Office Spotlight

Code	CCT	CRI	Current [mA]	Voltage [V]	Power [W]	Total Lumen [lm]	lm/W
R3245013070	3000K	70	350	2,62	0,92	170,1	185
			700	2,75	1,93	310	161
R3245014070	4000K		350	2,62	0,92	170,1	185
			700	2,75	1,93	310	161
R3245015070	5000K		350	2,66	0,93	192,3	207
			700	2,8	1,96	350	179

DotMAX

3535 footprint spot module, CXA 13xx compatible

Mechanical drawing

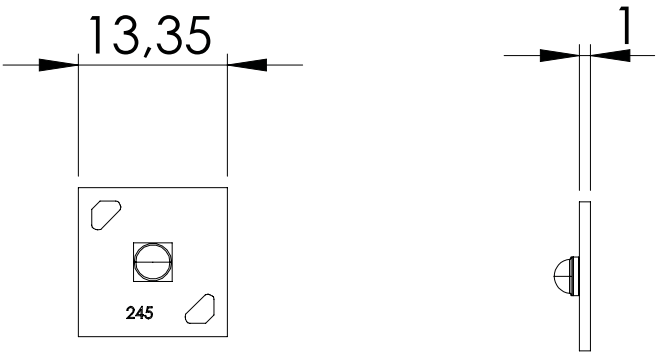

Accessories

Lenses			
Part number	Beam angle	Size	Holder
LL01CR-CHQ24L02	24°	35mm	LL01A00CWFB2
LL01CR-CHQ38L02	38°	35mm	
LL01CR-CHQ45L02	45°	35mm	
LL01CR-CEW12L52	12°	50mm	LL01A00CWFB2
LL01CR-CEW24L52	24°	50mm	
LL01CR-CEW38L52	38°	50mm	
LL01CR-CEW45L52	45°	50mm	
LL01CR-CEW60L52	60°	50mm	
LL01CR-CEW2731L52	27° x 31°	50mm	
LL01CR-CEW3662L52	36° x 62°	50mm	
LL01CR-CEW3864L52	38° x 64°	50mm	

DotMAX

5050 footprint spot module, CXA 13xx compatible



Features

- PCB dimension: 13,35x13,35mm;
- Up to 622 lm;
- Up to 152 lm/W;
- CRI 80, 90 available on request;
- Max Electrical Insulation 250V;
- Life time >60000h @ 500mA.

Applications

Wall Washer | Commercial | Downlight | Office | Spotlight

Code	CCT	CRI	Current [mA]	Voltage [V]	Power [W]	Total Lumen [lm]	lm/W
R3246013070	3000K	70	350	5,72	2	332,3	166,2
			700	6,17	4,32	622	144
R3246014070	4000K		350	5,72	2	303,4	152
			700	6,17	4,32	568	131,5
R3246015070	5000K		350	5,72	2	303,4	152
			700	6,17	4,32	568	131,5

DotMAX

5050 footprint spot module, CXA 13xx compatible

Mechanical drawing

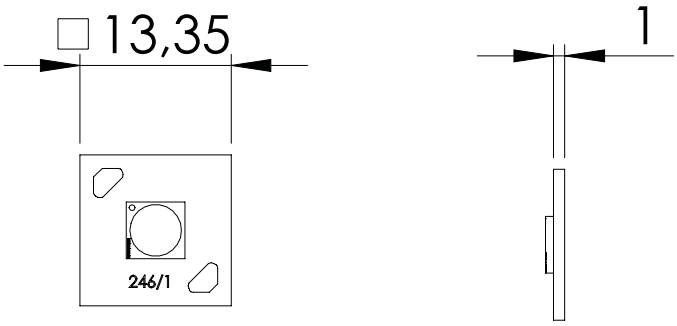

Accessories

Lenses

Part number	Beam angle	Size	Holder
LL01CR-CHQ24L02	24°	35mm	LL01A00CWFB2
LL01CR-CHQ38L02	38°	35mm	
LL01CR-CHQ45L02	45°	35mm	
LL01CR-CEW12L52	12°	50mm	LL01A00CWFB2
LL01CR-CEW24L52	24°	50mm	
LL01CR-CEW38L52	38°	50mm	
LL01CR-CEW45L52	45°	50mm	
LL01CR-CEW60L52	60°	50mm	
LL01CR-CEW2731L52	27° x 31°	50mm	
LL01CR-CEW3662L52	36° x 62°	50mm	
LL01CR-CEW3864L52	38° x 64°	50mm	
LL01CR-DJC3050L06-M2	30°x50°	53,48mm	LL01CRWF15H2 + LL01CRYB3050H2

DotMAX

XHP50 spot module, CXA 13xx compatible



Features

- PCB dimension: 13,35x13,35mm;
- Up to 1032 lm;
- Up to 155 lm/W;
- CRI 80, 90 available on request;
- Max Electrical Insulation 250V;
- Life time >60000h @ 500mA.

Applications

Wall Washer | Commercial | Downlight | Office | Spotlight

Code	CCT	CRI	Current [mA]	Voltage [V]	Power [W]	Total Lumen [lm]	lm/W
R3295013070	3000K	70	350	11,05	3,87	558,5	144
			700	11,5	8,05	963	120
R3295014070	4000K		350	11,05	3,87	558,5	144
			700	11,5	8,05	963	120
R3295015070	5000K		350	11,05	3,87	598,6	155
			700	11,5	8,05	1032	128,2

DotMAX

XHP50 spot module, CXA 13xx compatible

Mechanical drawing

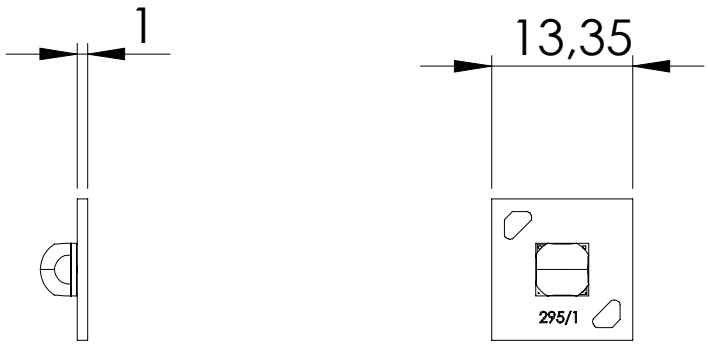

Accessories

Lenses

Part number	Beam angle	Size	Holder
LL01CR-CHQ24L02	24°	35mm	LL01A00CWFB2
LL01CR-CHQ38L02	38°	35mm	
LL01CR-CHQ45L02	45°	35mm	
LL01CR-CEW12L52	12°	50mm	LL01A00CWFB2
LL01CR-CEW24L52	24°	50mm	
LL01CR-CEW38L52	38°	50mm	
LL01CR-CEW45L52	45°	50mm	
LL01CR-CEW60L52	60°	50mm	
LL01CR-CEW2731L52	27° x 31°	50mm	
LL01CR-CEW3662L52	36° x 62°	50mm	
LL01CR-CEW3864L52	38° x 64°	50mm	

DotMAX

XHP70 spot module, CXA 15xx compatible



Features

- PCB dimension: 15,85x15,85mm;
- Up to 1635 lm;
- Up to 139 lm/W;
- CRI 80, 90 available on request;
- Max Electrical Insulation 250V;
- Life time >60000h @ 500mA.

Applications

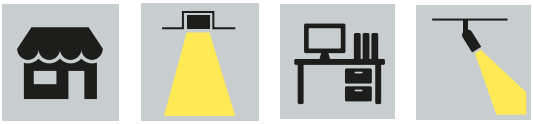

Commercial Downlight Office Spotlight

Code	CCT	CRI	Current [mA]	Voltage [V]	Power [W]	Total Lumen [lm]	lm/W
R3343013070	3000K	70	700	10,9	7,63	923	121
			1050	11,2	11,76	1420	120,7
R3343014070	4000K		700	10,9	7,63	988	129,5
			1050	11,2	11,76	1520	129,3
R3343015070	5000K		700	10,9	7,63	1063	139,3
			1050	11,2	11,76	1635	139

DotMAX

XHP70 spot module, CXA 15xx compatible

Mechanical drawing

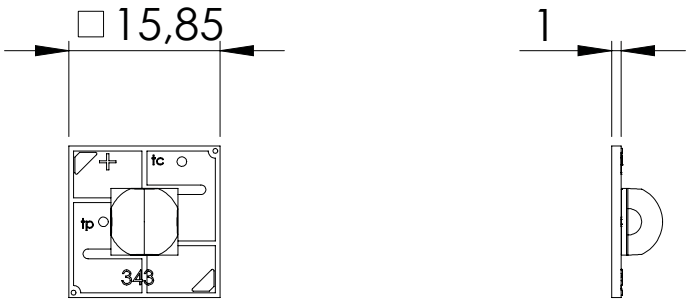

Accessories

Lenses			
Part number	Beam angle	Size	Holder
LL01CR-CEN12L52	12°	70mm	LL01A00CWDB2
LL01CR-CEN24L52	24°	70mm	
LL01CR-CEN38L52	38°	70mm	LL01A00CWDB2
LL01CR-CEN45L52	45°	70mm	
LL01CR-CEN60L52	60°	70mm	

DotMAX

RGBW 44,3mm spot module

NEW

Features

- PCB diameter: 44,3mm;
- Up to 367 lm;
- Up to 59 lm/W;
- CRI 70, 80;
- Max Electrical Insulation 250V;
- Connection type: Molex 53261 Picoblade 8 way;
- Life time >50000h @ 700mA;
- NTC available on request.

Applications

Indoor | Commercial | Color Mixing | Decorative | Architectural

Code	CCT	CRI	Current [mA]	Voltage [V]					Power [W]	Total Lumen [lm]					lm/W
				R	G	B	W	Tot		R	G	B	W	Tot	
R3121xxRGBW	RGBW + 3000K	70	350	1,7	3,0	2,8	2,8	10,3	3,6	39,4	70	13,8	66,5	189,7	53
			700	2,7	4	4	4	14,7	10,29	75	112	25	115	327	32
R3121xxRGBW	RGBW + 4000K		350	1,7	3,0	2,8	2,8	10,3	3,6	39,4	70	13,8	66,5	189,7	53
			700	2,7	4	4	4	14,7	10,29	75	112	25	115	327	32
R3121xxRGBW	RGBW + 5000K		350	1,7	3,0	2,8	2,8	10,3	3,6	39,4	70	13,8	66,5	189,7	69
			700	2,7	4	4	4	14,7	10,29	75	112	25	115	327	36

DotMAX

RGBW 44,3mm spot module

Mechanical drawing

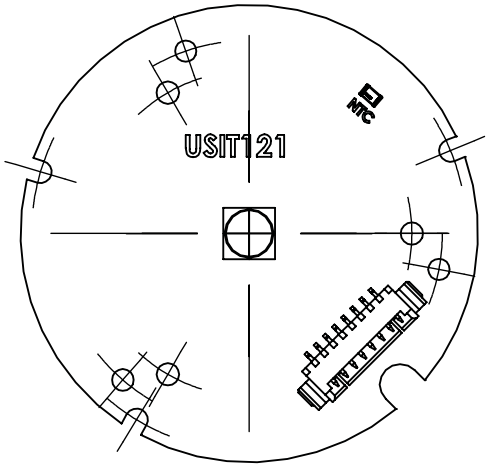

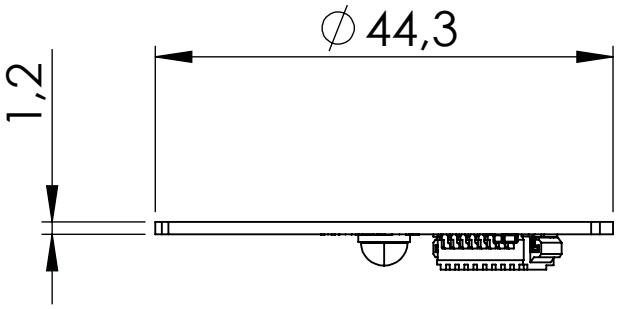

Accessories

Lenses	
Part number	Beam angle
LL01CR-ABH40L02	40°
LL01CR-ABH60L02	60°
LL01CR-PV45L02	45°
LL01CR-PV60L02	60°
LL01CR-PV80L02	80°

DotMAX

3636 NV4WB35AMT 35mm spot module

Features

- PCB dimension: Diam. 35mm;
- Up to 928 lm;
- Up to 155 lm/W;
- CRI 70 available on request;
- Max Electrical Insulation 250V;
- Connection type: WAGO 2059 series 1 pole;
- Life time >60000h @ 500mA.

Applications

Commercial Downlight Office Spotlight

Code	CCT	CRI	Current [mA]	Voltage [V]	Power [W]	Total Lumen [lm]	lm/W
R3645003080	3000K	80	700	5,9	4,13	619	150
			1050	6,03	6,33	892	141
R3645004080	4000K		700	5,9	4,13	635	154
			1050	6,03	6,33	916	145
R3645005080	5000K		700	5,9	4,13	641	155
			1050	6,03	6,33	928	147

DotMAX

3636 NV4WB35AMT 35mm spot module

Mechanical drawing

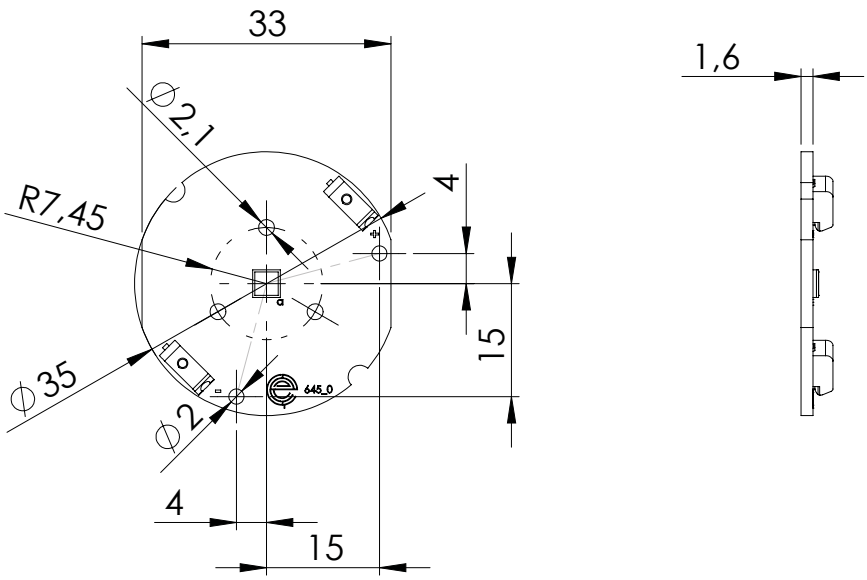

Accessories

Lenses	
Part number	Beam angle
LL01CR-BLU3L06-M2	3°
LL01CR-BLU5L06-M2	5°
LL01CR-BLU15L06-M2	15°
LL01CR-BLU25L06-M2	25°
LL01CR-BLU38L06-M2	38°
LL01CR-BLU520L06-M2	5° x 20°
LL01CR-BLU1035L06-M2	10° x 35°

DotMAX

COB module, 24 CSP LEDs, CLL04x compatible

NEW

Features

- PCB dimension: 28x28mm;
- Up to 3936 lm;
- Up to 118 lm/W;
- CRI 70, 80, 90;
- Max Electrical Insulation 250V
  Max 4 LED boards in parallel;
- Life time >60000h @1050mA;
- Available with higher ESD protector.

Applications

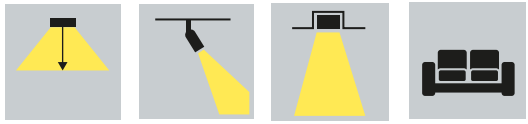

Low Bay Spotlight Downlight Indoor

Code	CCT	CRI	Current [mA]	Voltage [V]	Power [W]	Total Lumen [lm]	lm/W
R3223013080	3000K	80	700	33,6	23,52	2784	118
			1050	39,6	41,58	3936	94
R3223014080	4000K		700	33,6	23,52	2784	118
			1050	39,6	41,58	3936	94
R3223015080	5000K		700	33,6	23,52	2784	118
			1050	39,6	41,58	3936	94

DotMAX

COB module, 24 CSP LEDs, CLL04x compatible

Mechanical drawing

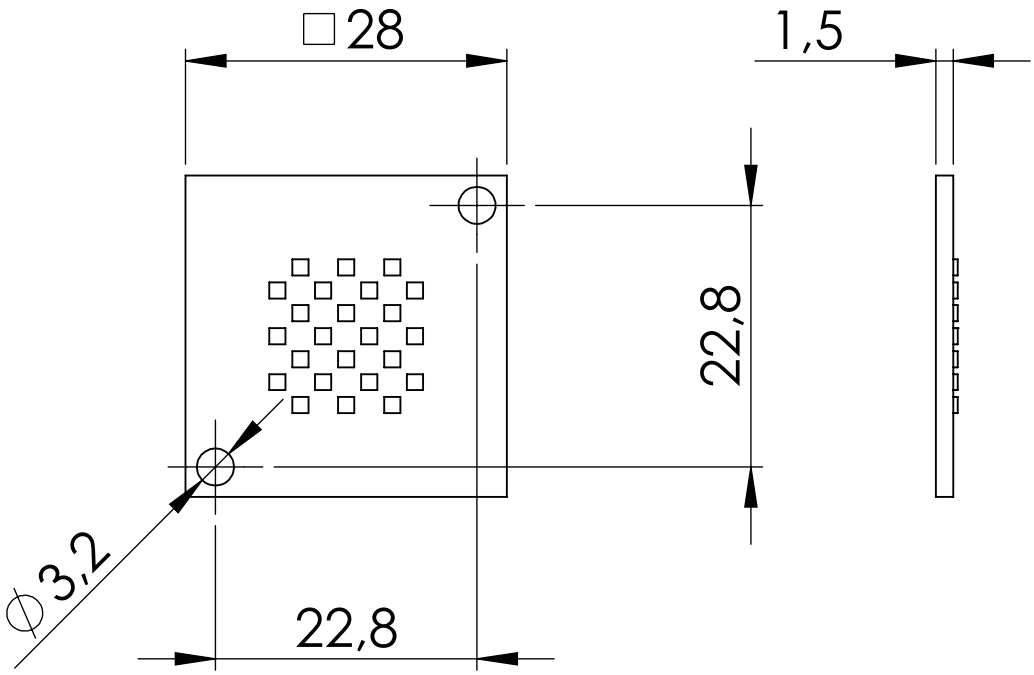

Accessories

Reflectors			
Part number	Beam angle	Size	Holder
LL01SP-ASO15R49	15°	d:90mm h:50mm	LL01A27BUYM2.M2 – with contact pins
LL01SP-ASO24R49	24°	d:90mm h:50mm	
LL01SP-ASO38R49	38°	d:90mm h:50mm	
LL01SP-ASO45R49	45°	d:90mm h:50mm	
LL01SP-ATH15R49	15°	d:75mm h:40mm	
LL01SP-ATH24R49	24°	d:75mm h:40mm	
LL01SP-ATH30R49	30°	d:75mm h:40mm	
LL01SP-ATH38R49	38°	d:75mm h:40mm	

DotMAX

68,5mm spot module, 5050 flat LEDs

NEW

Features

- PCB diameter: 68,5mm;
- Up to 2167 lm;
- Up to 183 lm/W;
- CRI 80, 90 available on request;
- Max Electrical Insulation 250V;
- Connection type: Wago 2060 series 2 pole;
- Life time >60000h @ 500mA;

Applications

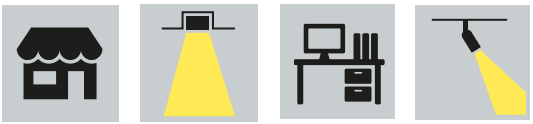

Commercial Downlight Office Spotlight

Code	CCT	CRI	Current [mA]	Voltage [V]	Power [W]	Total Lumen [lm]	lm/W
R3455xx3070	3000K	70	350	24	8,6	1364	169
			500		11,88	1894	160
R3455xx4070	4000K		350		8,6	1422	176
			500		11,88	2167	183

DotMAX

68,5mm spot module, 5050 flat LEDs

Mechanical drawing

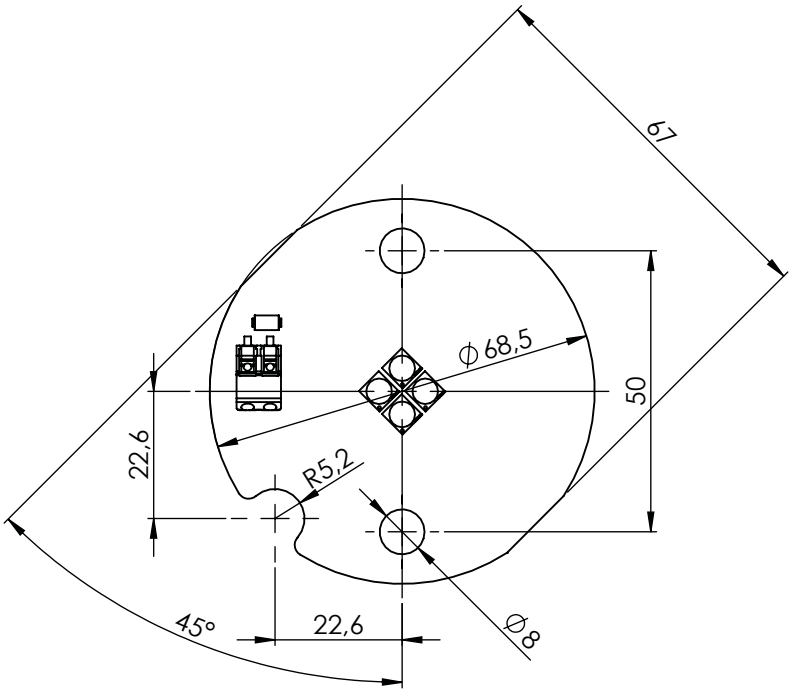

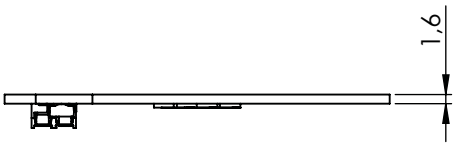

Accessories

Lenses			
Part number	Beam angle	Size	Holder
LL01CR-CEN12L52	12°	70mm	LL01A00CWDB2
LL01CR-CEN24L52	24°	70mm	
LL01CR-CEN38L52	38°	70mm	LL01A00CWDB2
LL01CR-CEN45L52	45°	70mm	
LL01CR-CEN60L52	60°	70mm	

DotMAX

Star led modules

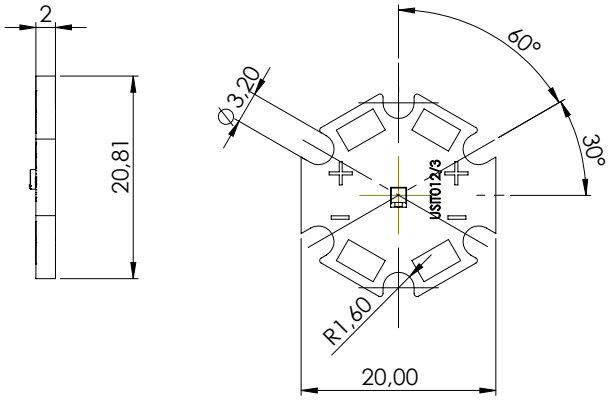

Features

- LED options: Luxeon TX, Luxeon Z-ES;
- PCB dimension: 20x21,2mm;
- Up to 350 lm;
- Up to 207 lm/W;
- CRI 80, 90 available on request;
- Max Electrical Insulation 250V;
- Life time >50000h @ 500mA;
- Compatible with BJB holders.

Code	CCT	CRI	Current [mA]	Voltage [V]	Power [W]	Total Lumen [lm]	lm/W
R3012003070	3000K	70	350	2,76	0,97	176,2	182
			700	2,85	2	322,9	161
R3012004070	4000K		350	2,76	0,97	176,2	182
			700	2,85	2	322,9	161
R3012005070	5000K		350	2,76	0,97	176,2	170
			700	2,85	2	322,9	151

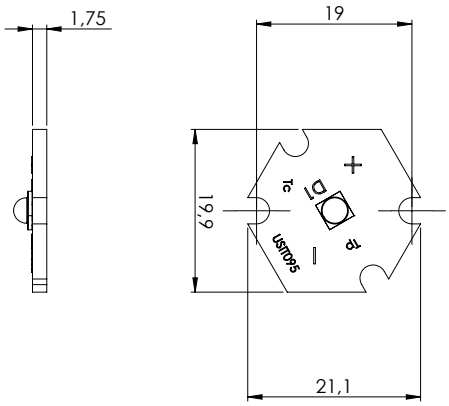

Features

- LED options: Nichia 219/319, CREE XPG3/XHP35/XPL;
- PCB dimension: 19,9x21,1mm;
- Up to 350 lm;
- Up to 207 lm/W;
- CRI 80, 90 available on request;
- Max Electrical Insulation 250V;
- Life time >60000h @ 500mA;
- Compatible with BJB holders.

Code	CCT	CRI	Current [mA]	Voltage [V]	Power [W]	Total Lumen [lm]	lm/W
R3095003070	3000K	70	350	2,62	0,92	170,1	185
			700	2,75	1,93	310	161
R3095004070	4000K		350	2,62	0,92	170,1	185
			700	2,75	1,93	310	161
R3095005070	5000K		350	2,66	0,93	192,3	207
			700	2,8	1,96	350	179

DotMAX

Star led modules

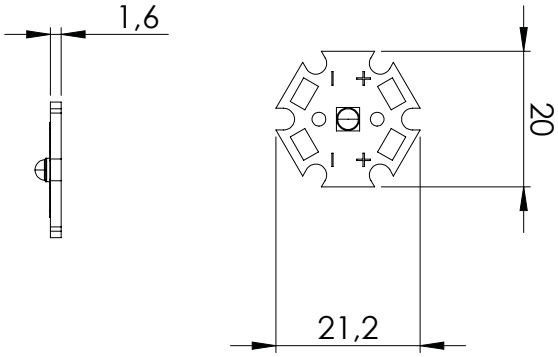

Features

- LED options: Nichia 219C or similar;
- PCB dimension: 20x21,2mm;
- Up to 350 lm;
- Up to 207 lm/W;
- CRI 80, 90 available on request;
- Max Electrical Insulation 250V;
- Life time >60000h @ 500mA;
- Compatible with LedLink YN reflectors.

Code	CCT	CRI	Current [mA]	Voltage [V]	Power [W]	Total Lumen [lm]	lm/W
R3237003070	3000K	70	350	2,62	0,92	170,1	185
			700	2,75	1,93	310	161
R3237004070	4000K		350	2,62	0,92	170,1	185
			700	2,75	1,93	310	161
R3237005070	5000K		350	2,66	0,93	192,3	207
			700	2,8	1,96	350	179

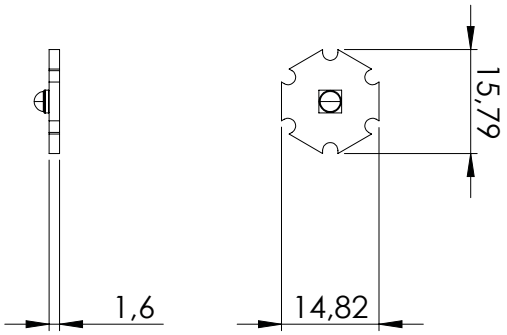

Features

- LED options: Nichia 219/319, CREE XPG3/XHP35/XPL;
- PCB dimension: 15,79x14,82mm;
- Up to 350 lm;
- Up to 207 lm/W;
- CRI 80, 90 available on request;
- Max Electrical Insulation 250V;
- Life time >60000h @ 500mA.

Code	CCT	CRI	Current [mA]	Voltage [V]	Power [W]	Total Lumen [lm]	lm/W
R3262003070	3000K	70	350	2,62	0,92	170,1	185
			700	2,75	1,93	310	161
R3262004070	4000K		350	2,62	0,92	170,1	185
			700	2,75	1,93	310	161
R3262005070	5000K		350	2,66	0,93	192,3	207
			700	2,8	1,96	350	179

Accessories

Star Thermal Interface

Part number	Dimension (mm)	Thikness (mm)	Th.conductivity (W/mK)	Th.impedance (K-cm²/W)	Breakdown voltage (Vac)	Flame rating (UL94)
UBOND725/STAR	0,25	0,23	1,0	3	>6000	V0

integrating
lighting
technologies

FlatMAX

Low-bay lighting solutions

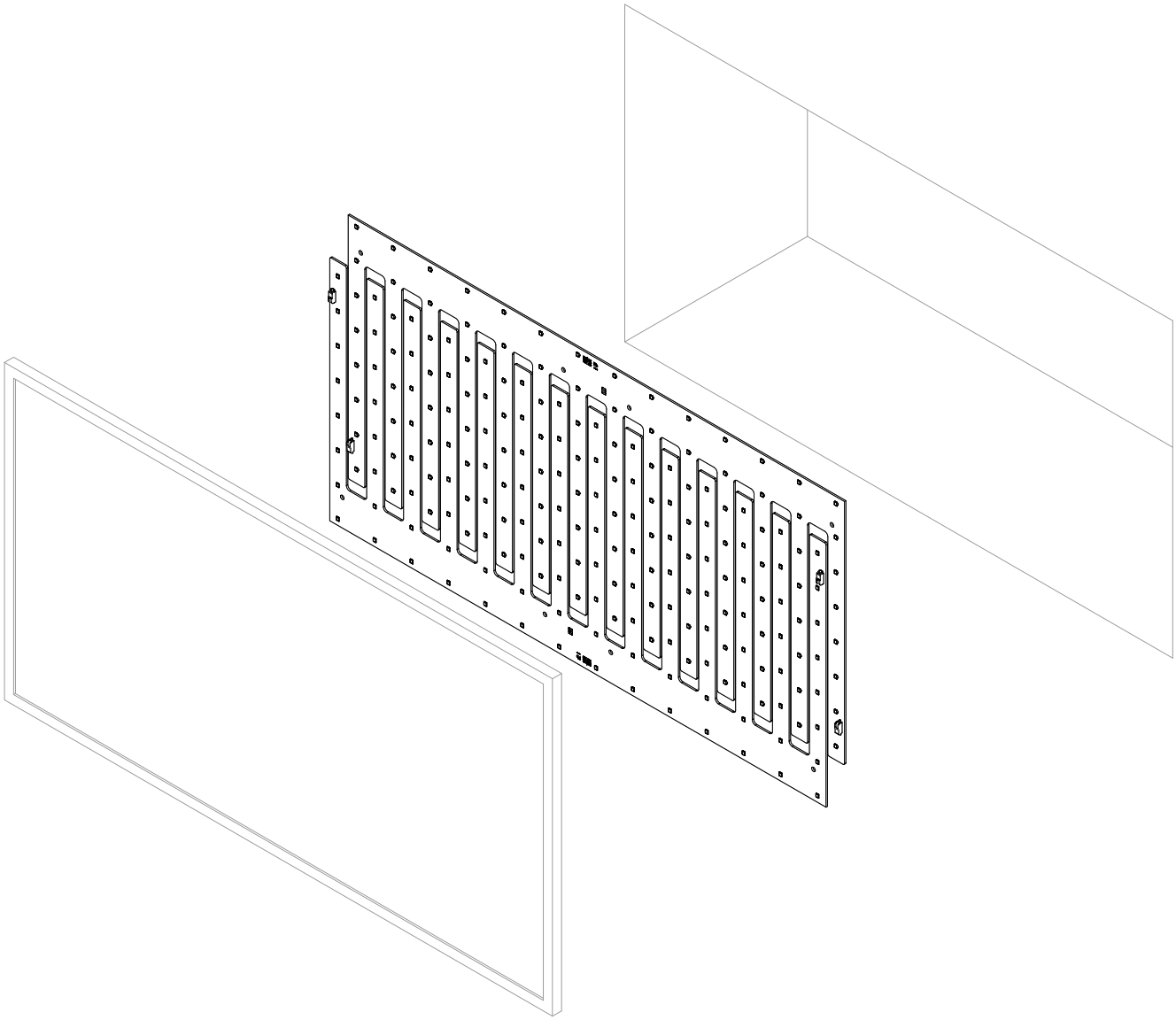

FlatMAX

600x600mm finger module, 2x112 LEDs

Features

- Finger board for 600x600mm fixture;
- Dimension: 543x250mm (single board);
- Up to 8691 lm;
- Up to 196 lm/W;
- CRI 70, 80, 90;
- Max Electrical Insulation 250V;
- Life time >60000h @ 350mA.

Applications

Area | Downlight | Backlight | Low Bay | Office

Code	CCT	CRI	Current [mA]	Voltage [V]	Power [W]	Total Lumen [lm]	lm/W
R4218113080	3000K	80	350	48,8	17,08	3136	184
			700	49,6	34,72	5645	162
			1050	50,4	52,92	8467	160
R4218114080	4000K		350	50,4	17,08	3248	190
			700	49,6	34,72	5768	166
			1050	50,4	52,92	8579	162
R4218115080	5000K		350	48,8	17,08	3360	196
			700	49,6	34,72	5880	169
			1050	50,4	52,92	8691	164

FlatMAX

600x600mm finger module, 2x112 LEDs

Mechanical drawing

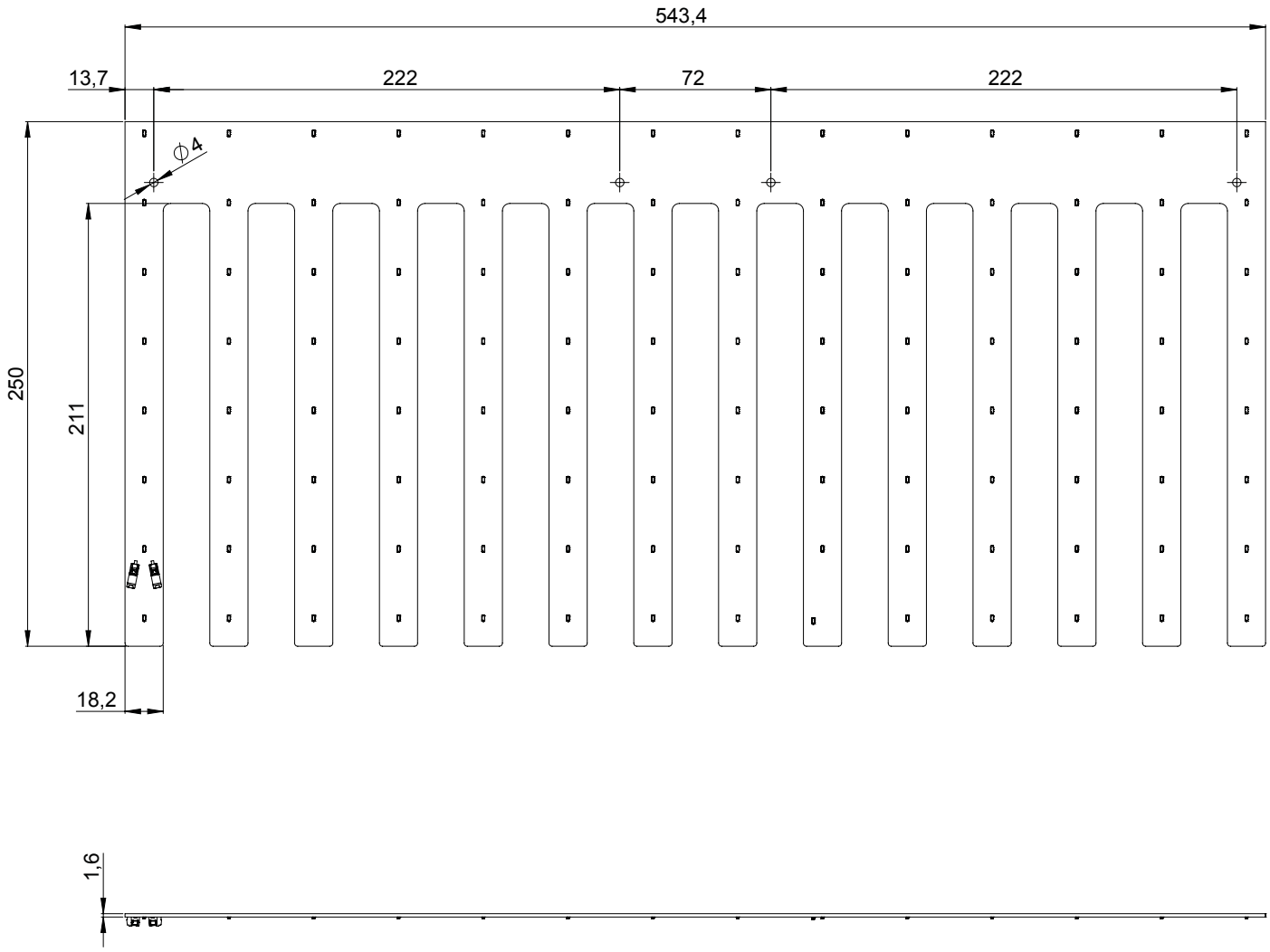

FlatMAX

600x600mm finger module, 224+224 LEDs, dynamic white

Features

- Finger board for 600x600mm fixture;
- Dimension: 543x250mm (single board);
- Up to 10870 lm;
- Up to 199 lm/W;
- CRI 70, 80 available on request;
- Max Electrical Insulation 250V;
- Life time >60000h @ 350mA.

Applications

Area | Downlight | Backlight | Low Bay | Office

Code	CCT	CRI	Current [mA]	Voltage [V]	Power [W]	Total Lumen [lm]	lm/W
R442811WWCW	2700K	80	350	42,08	14,73	2755	187
	6500K					2930	199
	2700K+6500K		700		29,46	5685	193
	2700K		700	44,48	29,46	5268	169
	6500K					5602	180
	2700K+6500K		1400		62,28	10870	175

FlatMAX

600x600mm finger module, 224+224 LEDs, dynamic white

Mechanical drawing

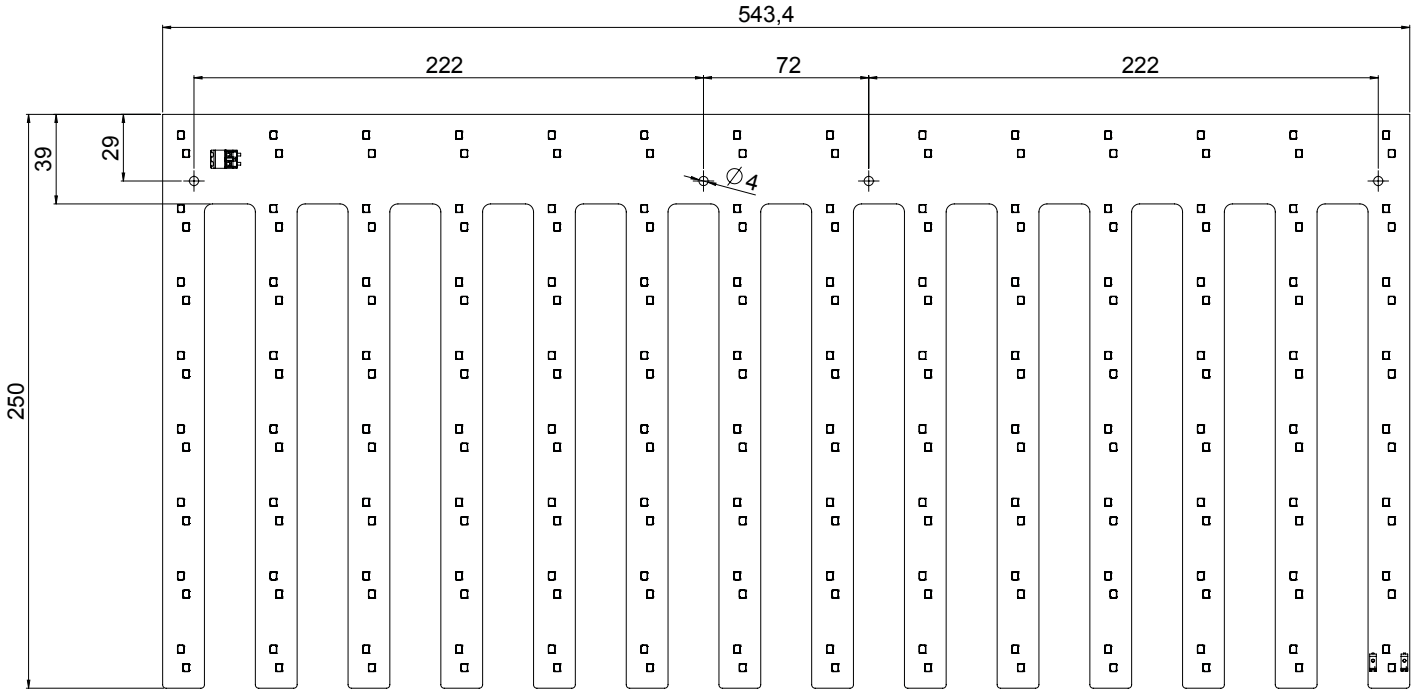



FlatMAX

Slice module, 60 mid-power LEDs

Features

- PCB radius: 283,5mm;
- Up to 3348 lm;
- Up to 196 lm/W;
- CRI 70, 90 available on request;
- Max Electrical Insulation 250V;
- Life time >60000h @ 500mA.

Applications

Area | Downlight | Backlight | Low Bay | Office

Code	CCT	CRI	Current [mA]	Voltage [V]	Power [W]	Total Lumen [lm]	lm/W
R4364013080	3000K	80	700	17,28	12,1	2112	175
			1050	18,06	18,96	2976	157
R4364014080	4000K		700	17,28	12,1	2244	185
			1050	18,06	18,96	3162	167
R4364015080	5000K		700	17,28	12,1	2376	196
			1050	18,06	18,96	3348	177

FlatMAX

Slice module, 60 mid-power LEDs

Mechanical drawing

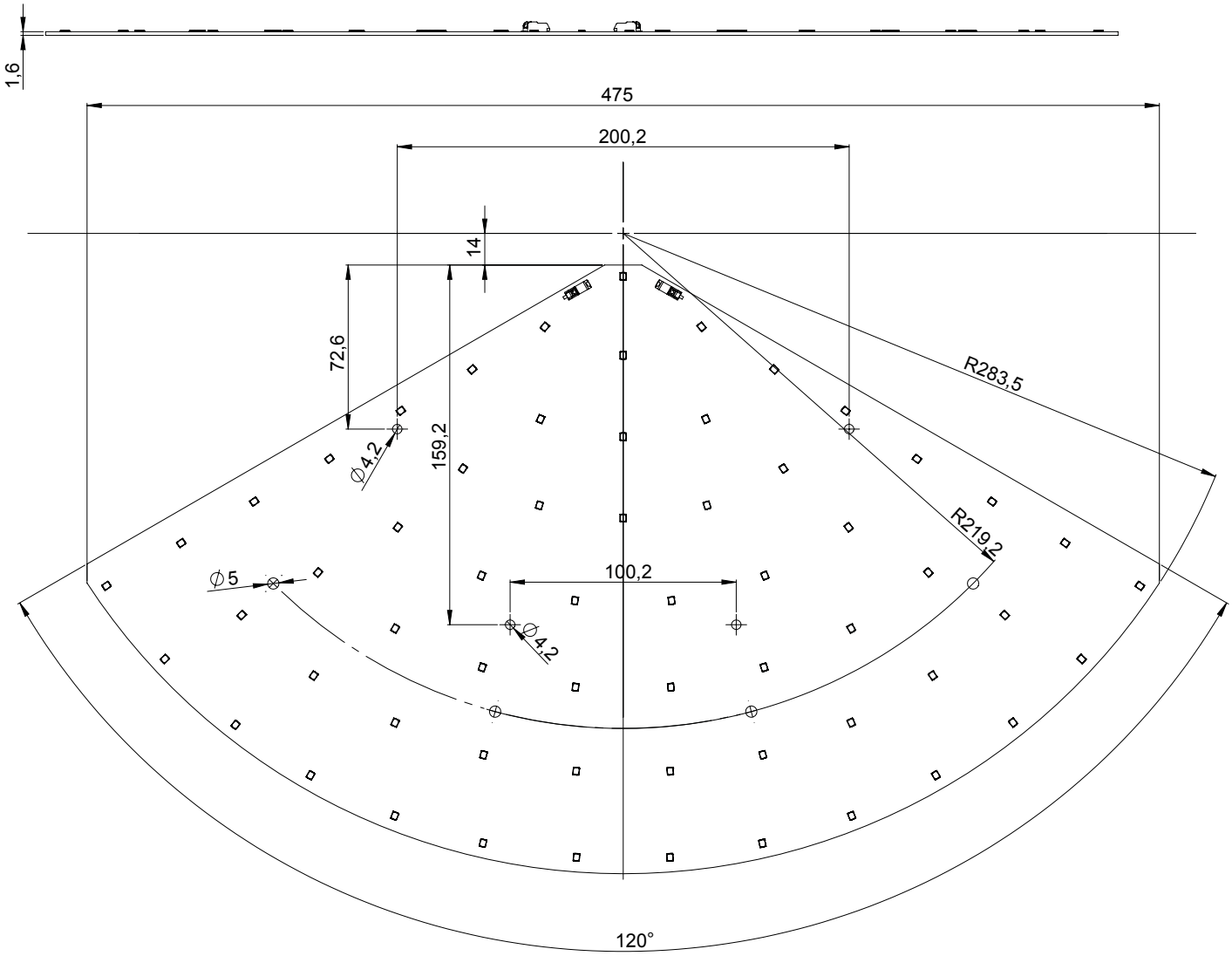

FlatMAX

Round module, 72 mid-power LEDs



Features

- PCB diameter: 237mm;
- Up to 4406 lm;
- Up to 177 lm/W;
- CRI 70, 90 available on request;
- Max Electrical Insulation 250V;
- Life time >60000h @ 500mA.

Applications

Area | Downlight | Backlight | Low Bay | Office

Code	CCT	CRI	Current [mA]	Voltage [V]	Power [W]	Total Lumen [lm]	lm/W
R4366013080	3000K	80	350	33,54	11,74	1843	157
			700	36,24	25,37	3917	155
R4366014080	4000K		350	33,54	11,74	1958	167
			700	36,24	25,37	4162	164
R4366015080	5000K		350	33,54	11,74	2074	177
			700	36,24	25,37	4406	174

FlatMAX

Round module, 72 mid-power LEDs

Mechanical drawing

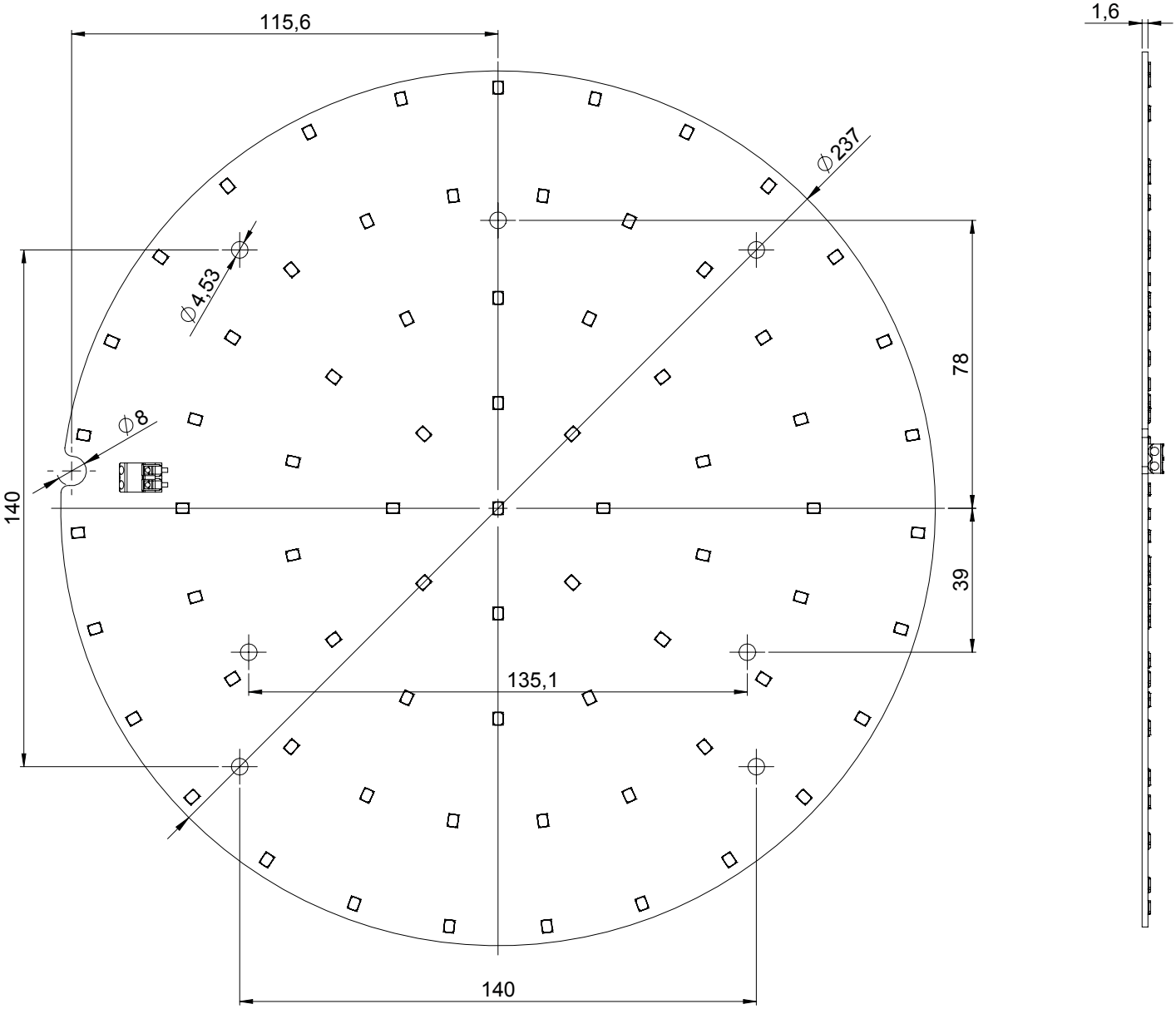

FlatMAX

Round module, 60 mid-power LEDs

Features

- PCB diameter: 145mm;
- Up to 3672 lm;
- Up to 181 lm/W;
- CRI 70, 90 available on request;
- Max Electrical Insulation 250V;
- Life time >60000h @ 500mA.

Applications

Area | Downlight | Backlight | Low Bay | Office

Code	CCT	CRI	Current [mA]	Voltage [V]	Power [W]	Total Lumen [lm]	lm/W
R4413013080	3000K	80	350	27,95	9,57	1536	161
			700	30,22	21,15	3264	154
R4413014080	4000K		350	27,95	9,57	1632	171
			700	30,22	21,15	3468	164
R4413015080	5000K		350	27,95	9,57	1728	181
			700	30,22	21,15	3672	174

FlatMAX

Round module, 60 mid-power LEDs

Mechanical drawing

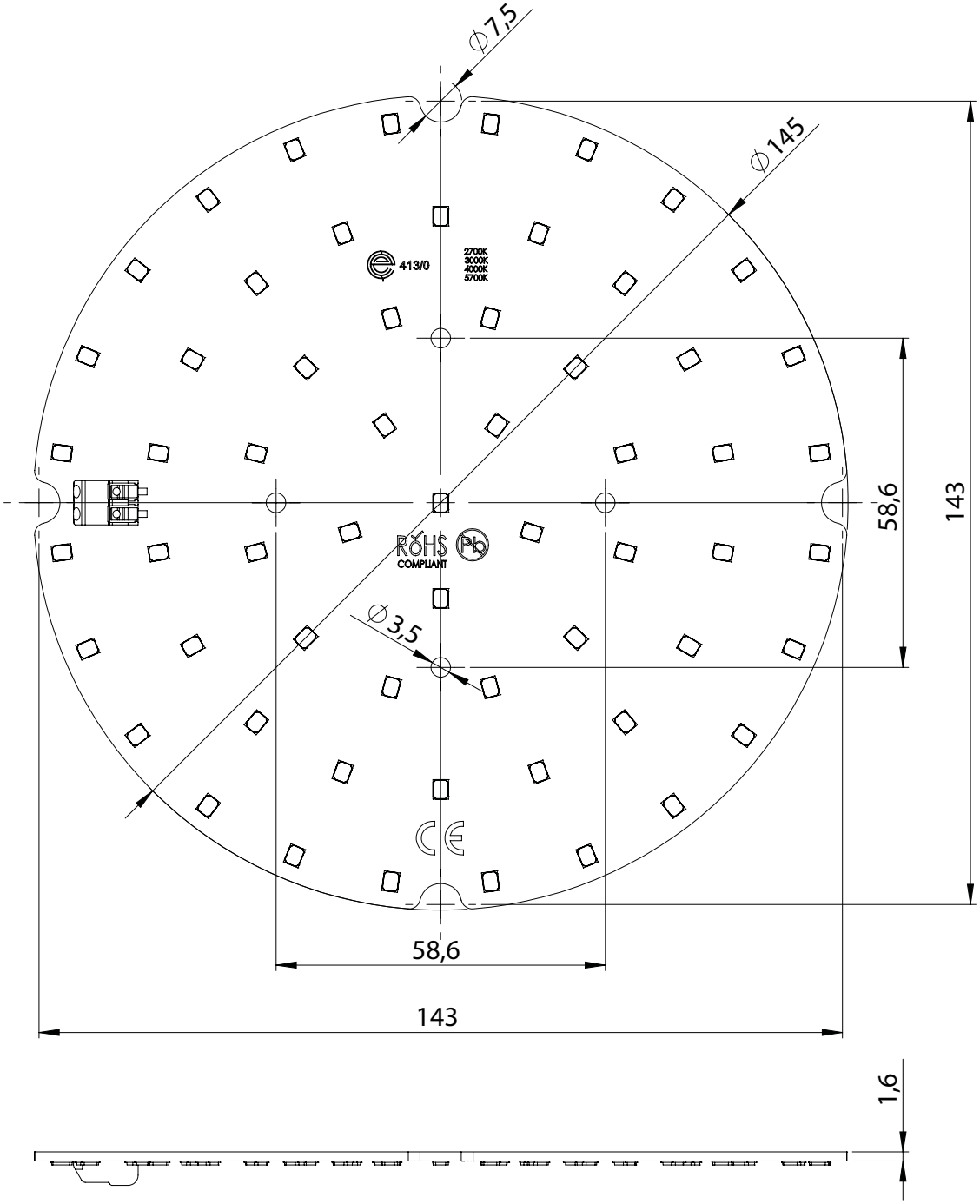

FlatMAX

Circle ring module, 90 LEDs

Features

- PCB dimension:
  - 247,4mm Ext. Diam.
  - 206,6mm Int. Diam.
- Up to 3726 lm;
- Up to 200 lm/W;
- CRI 70, 90 available on request;
- Max Electrical Insulation 250V;
- Life time >60000h @ 350mA.

Applications

Area | Downlight | Backlight | Low Bay | Office

Code	CCT	CRI	Current [mA]	Voltage [V]	Power [W]	Total Lumen [lm]	lm/W
R4465213080	3000K	80	350	27,7	9,7	1728	178
			700	29	20,3	3312	163
R4465214080	4000K		350	27,7	9,7	1836	189
			700	29	20,3	3519	173
R4465125080	5000K		350	27,7	9,7	1944	200
			700	29	20,3	3726	184

FlatMAX

Circle ring module, 90 LEDs

Mechanical drawing

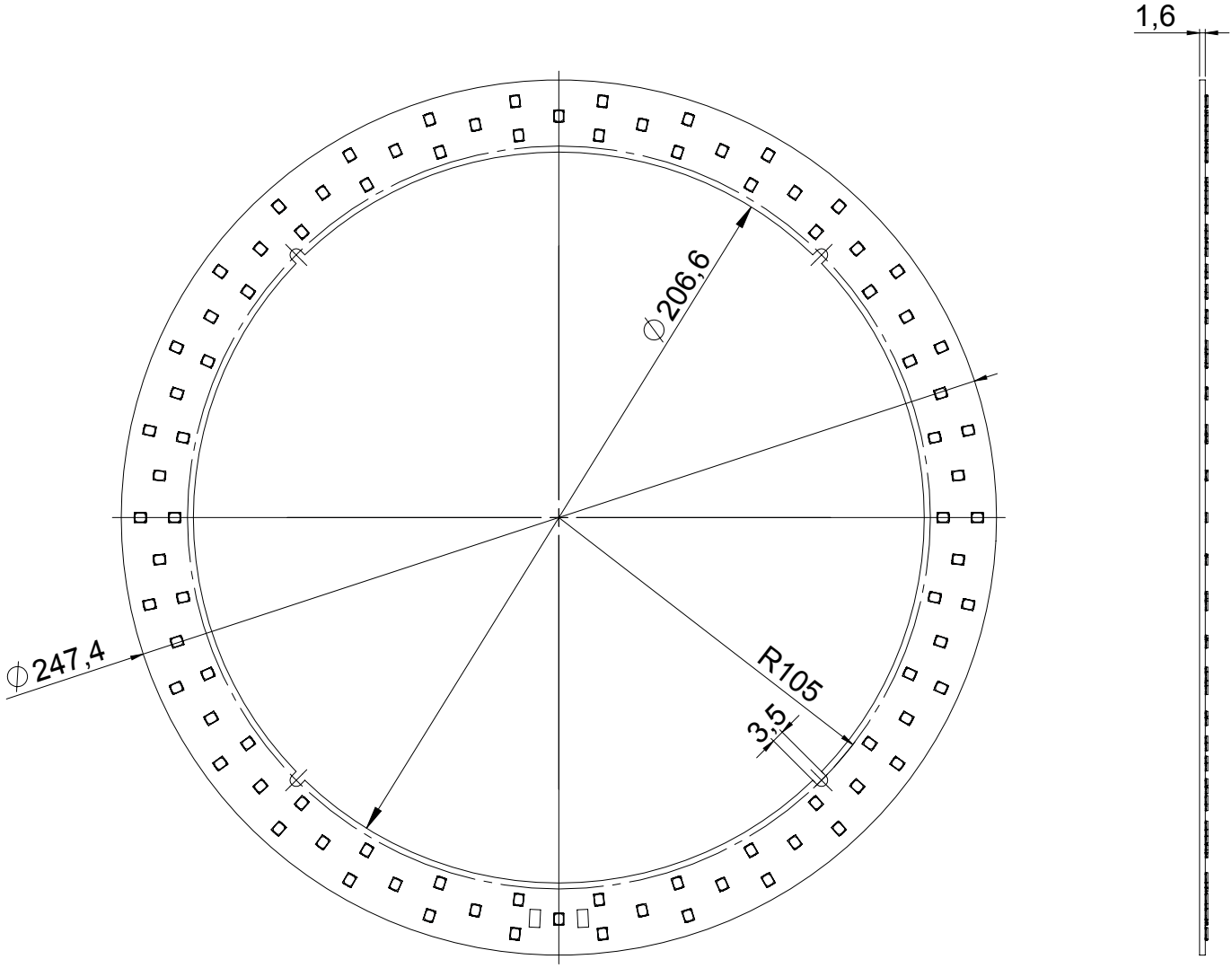

integrating
lighting
technologies

SpecialRED

UV lighting solutions

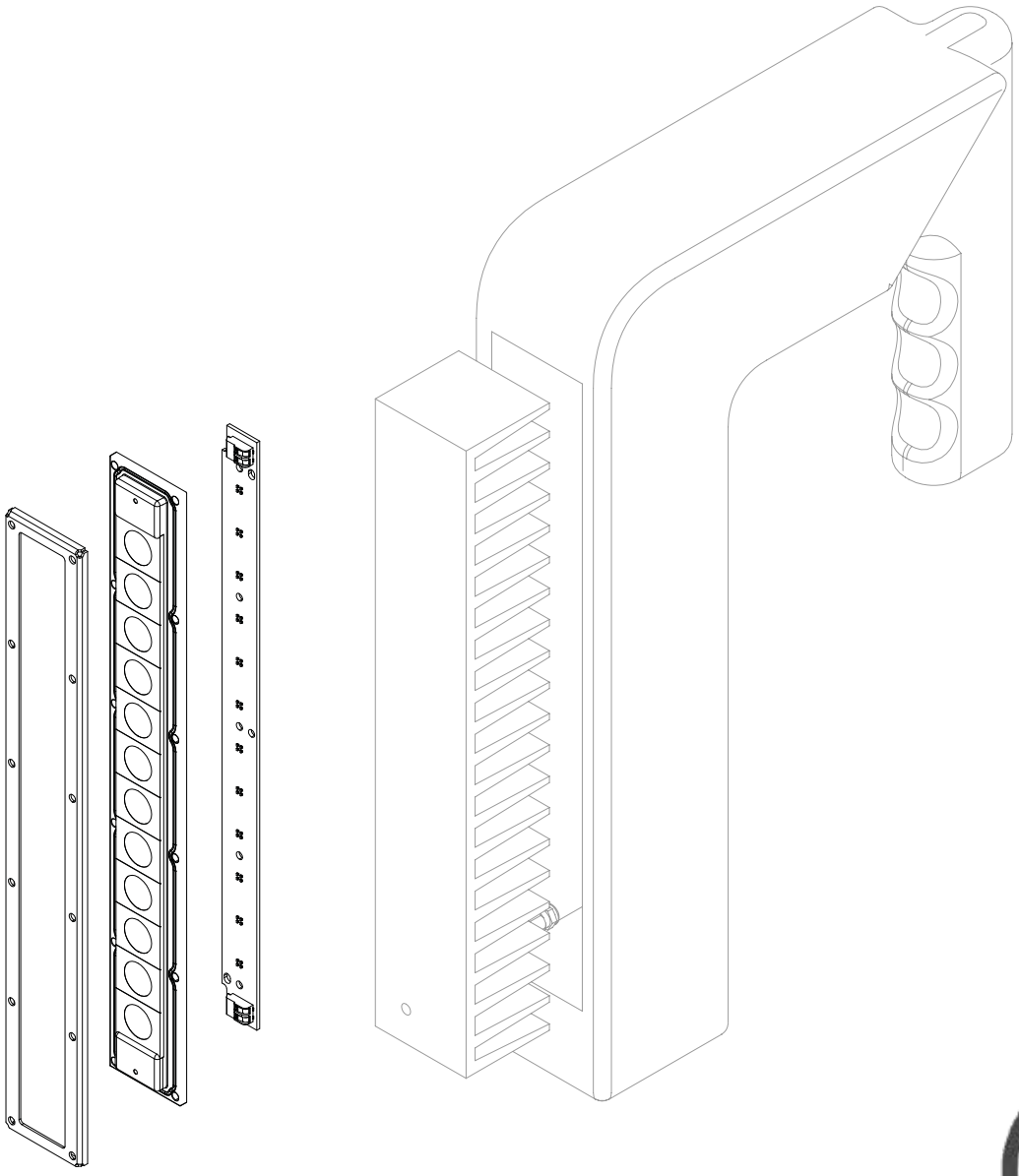

SpecialRED

35mm spot module, 275nm UVC LED

Features

- Wavelength: 275nm;
- PCB diameter: 35mm;
- Up to 150 mW Radiant Flux;
- Max Electrical Insulation 250V;
- Connection type: WAGO 2059 series 1 pole;
- Life time >20000h @ 350mA.

Applications

Safety advices

Some LED UV products emit ultraviolet light (<400nm).
Don't look at operating LEDs.
Eye injury may result. Use necessary skin and eyes protection.
Assume IEC62471 Risk Group 3.

Code	Power class	Vf LED	Current [mA]	Power [W]	Radiant Flux [mW]
R564500UVC01GB	GB-PA	6,2	100	0,62	10
R564500UVC01GT	GT-PA		150	0,93	20
R564500UVC01GM	GM-PA		250	1,55	35
R564500UVC01GZ	GZ		350	2,17	50
R564500UVC01GH	GH-PA		600	4,02	150

SpecialRED

35mm spot module, 275nm UVC LED

Mechanical drawing

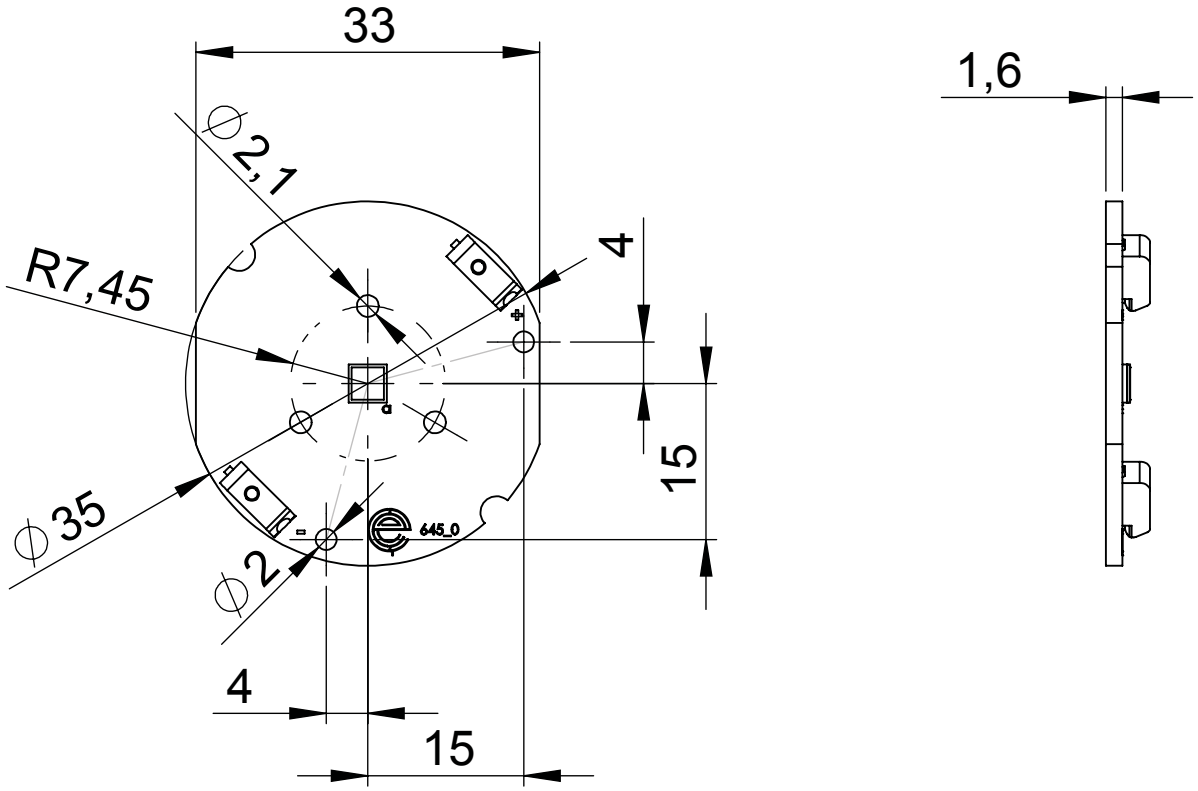

Relative spectral distribution

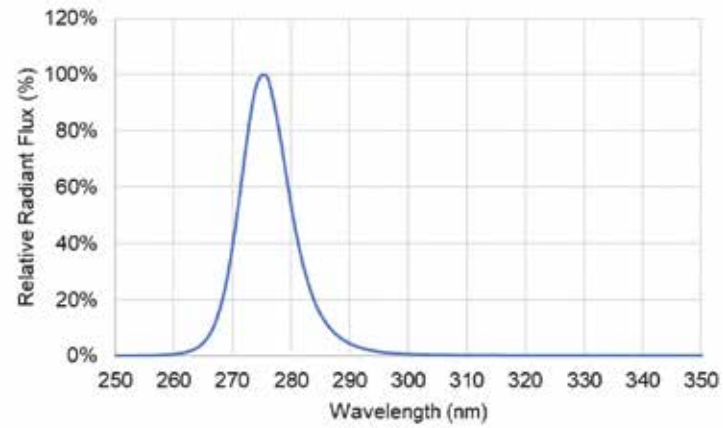

Radiation characteristics

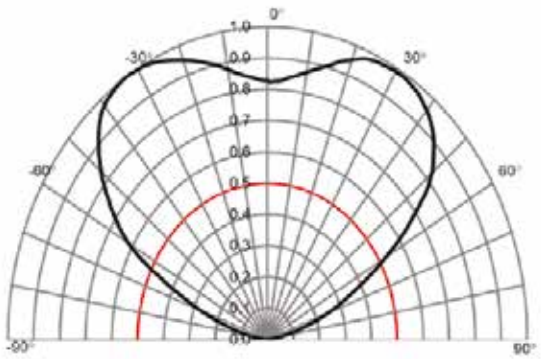

SpecialRED

UVC linear led module with Violet lens

Features

- PCB dimension: 281x19.2mm;
- Up to 800mW;
- Peak Wavelength 270-280nm
  308/310/325nm UVB available on request;
- CC & CV solution;
- Connection type: 2060 ;
- Long life referred to the operation condition;
- LED Indicator module on;
- Customizable current/power.

Applications

Safety advices

Some LED UV products emit ultraviolet light (<400nm).
Don't look at operating LEDs.
Eye injury may result. Use necessary skin and eyes protection.
Assume IEC62471 Risk Group 3.

Code	Power class	Vf LED	Typ Led Current [mA]	Voltage [V]	Power [W]	LED Radiant Flux [mW]	Radiant Flux [mW]
R572300UVC01GB	GB-PA	6,2	100	24V - CV	9,6	10	120
				37V - CC	7,4		
R572300UVC01GT	GT-PA		150	24V - CV	14,4	20	250
				37V - CC	11,1		
R572300UVC01GM	GM-PA		250	24V - CV	24	35	400
				37V - CC	18,5		
R572300UVC01GZ	GZ		350	24V - CV	33.6	50	560
				37V - CC	25,9		

SpecialRED

UVC linear led module with Violet lens

Mechanical drawing

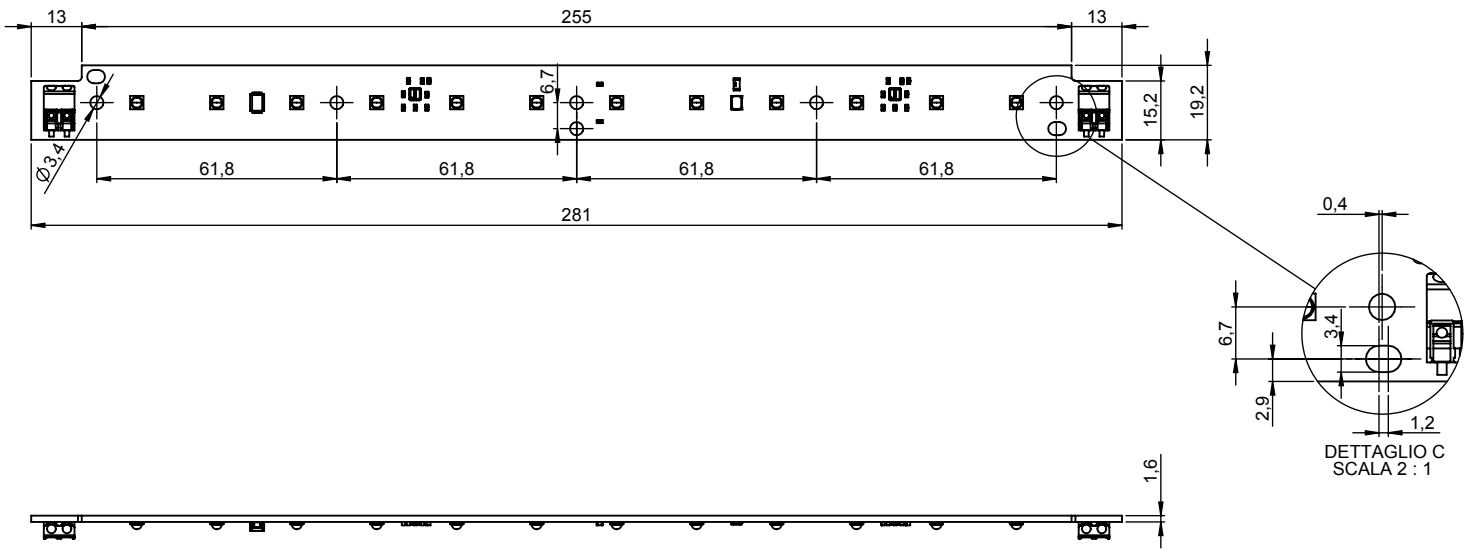

Relative spectral distribution

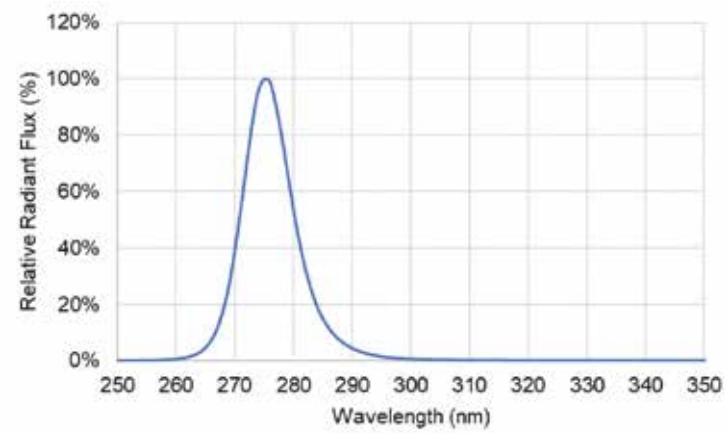

Radiation characteristics

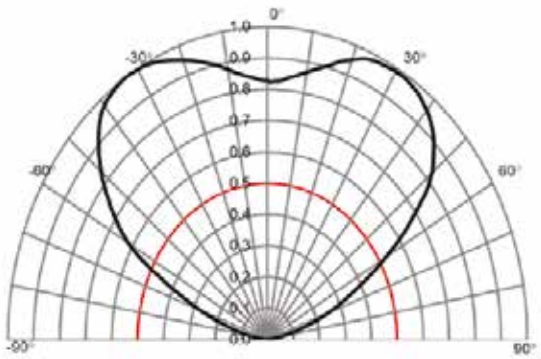

Accessories

Lenses	
Part number	Beam angle
FN17294_VIOLET-12X1-S	~20°

SpecialRED

275nm±5 24Vdc UVC led strip

NEW

Features

- 24 Vdc;
- PCB 8mm wide
  (10mm version available on request);
- 12 LED/mt 3737;
- Wavelength: 275nm ±5;
- Life time >15,000 hrs 60%;
- Top 45°C max;
- IP20;
- 30 LED/mt option available;
- Up to 240mW/mt UVC.

Applications

Safety advices

Some LED UV products emit ultraviolet light (<400nm).
Don't look at operating LEDs.
Eye injury may result. Use necessary skin and eyes protection.
Assume IEC62471 Risk Group 3.

Code	Wavelenght	Voltage [V]	LED/mt	LED	Power/mt [W]	mW/mt	mW/LED
U7UVC04BF250N0	275nm	24Vdc	12	URP	3,8	30	2mW
U7UVC04BF250N1			30		11	75	
U7UVC04BF250N3			12	URT	8	96	8mW
U7UVC04BF250N4			30		22	240	
Customization option available	275nm + special wavelength						

SpecialRED

275nm±5 24Vdc UVC led strip

Drawing

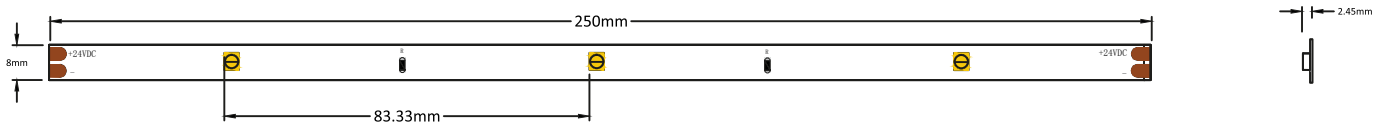

Relative spectral distribution

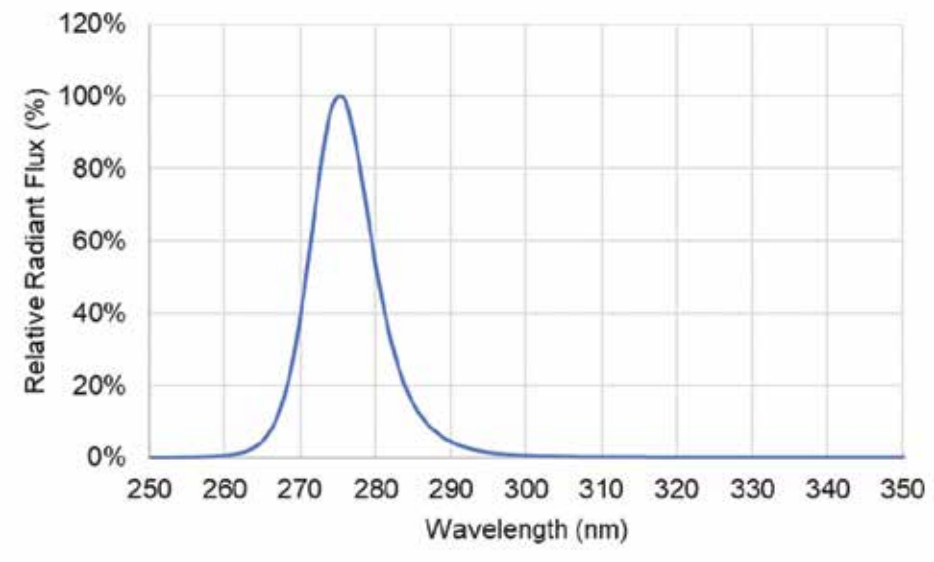

RED MODULES ONLINE CATALOGUE

A quick and easy way to explore RED products from anywhere in the world.

You can find it at catalogue.redilt.it!

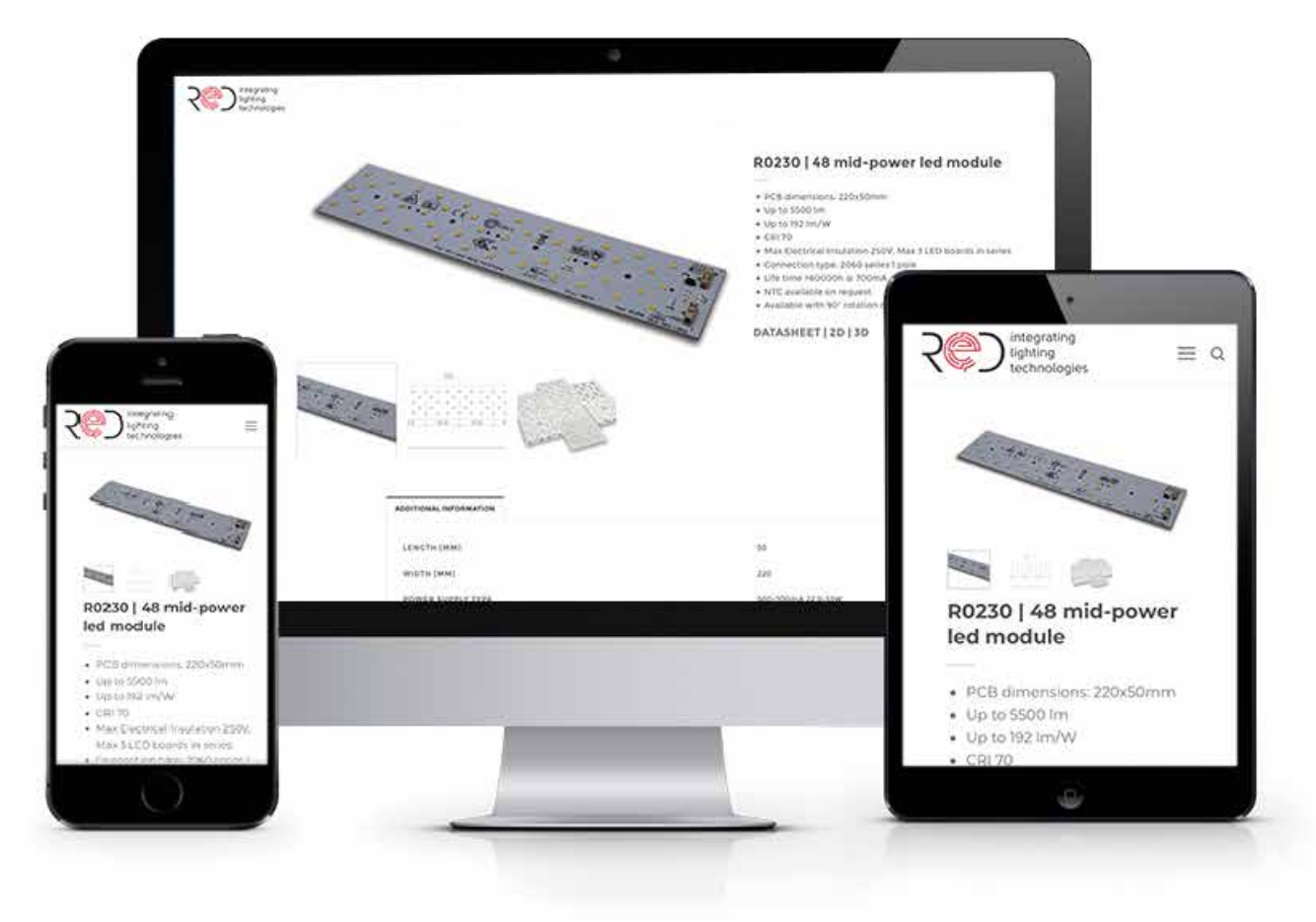

- Pagine di prodotto complete di:
  - immagini ad alta risoluzione (modulo, disegno meccanico, accessori);
  - principali caratteristiche;
  - datasheet, file 2D e 3D scaricabili.
- Prodotti aggiornati in tempo reale.
- Informazioni sui prodotti accessibili con pochi click.
- Interfaccia responsive per un miglioramento della customer experience.
- Possibilità di ricerca per codice prodotto o keyword.
- Filtri per dimensione e per range di corrente e di potenza.

- Product pages complete with:
  - high resolution pictures (module, mechanical drawing, accessories);
  - main features;
  - downloadable datasheet, 2D and 3D files.
- Real-time products updates.
- Products information accessible in just a few clicks.
- Responsive user interface for a better customer experience.
- Possibility of searching by product reference or keywords.
- Size, current and power ranges filters available.

PRODUCT NOMENCLATURE

CATALOGUE CODE

R	0	229	0	0	57	80	2	00
	product family	project number	PCB material	PCB colour	CCT	CRI	PCB version	Led Board setup

LED type

PRODUCT FAMILY	
0	LightMAX
1	LineMAX
2	DecoMAX
3	DotMAX
4	FlatMAX
5	SpecialRED

PCB MATERIAL	
0	Alluminio
1	FR4
2	CEM-3
3	...
4	...
5	...

PCB COLOUR	
0	Nero
1	Bianco
2	Grigio
3	...
4	...
5	...

LED TYPES
UV (UVA/UVB/UVC)
RGBW
White

RED – Integrating Lighting Technologies è un marchio di
Universal Science srl - Società con unico socio
Società soggetta all'attività di direzione e coordinamento di Red Systems srl - Società con unico socio

AZIENDA CON
SISTEMA DI GESTIONE QUALITA'
CERTIFICATO DA DNV
ISO 9001

UNIVERSAL SCIENCE SRL

Società con unico socio
VIA ADIGE, 30 - 20006 PREGNANA MILANESE (MI) - ITALY

+39.02.94324511

www.universal-science.it

red_lighting_technologies

Universal Science

sales@universal-science.eu