

KNX

BACnet

MQTT

Modbus

Helvar

OPC
(DA/UA)

SNMP

Fidelio/Opera | Protel | Infor
RMS Cloud | CharPMS
VingCard Web | Kaba | Salto

DALI EnOcean
M-Bus DMX

Proprietary solutions

All-in-one

**Building management software for
medium-sized and enterprise building
automation projects**



NETx Shutter Control
Automatic Shading Control

Often the control mechanisms of available blind actuators are not sufficient

- Actuators provide a certain (limited) basic functionality
- An extension is not possible without further measures

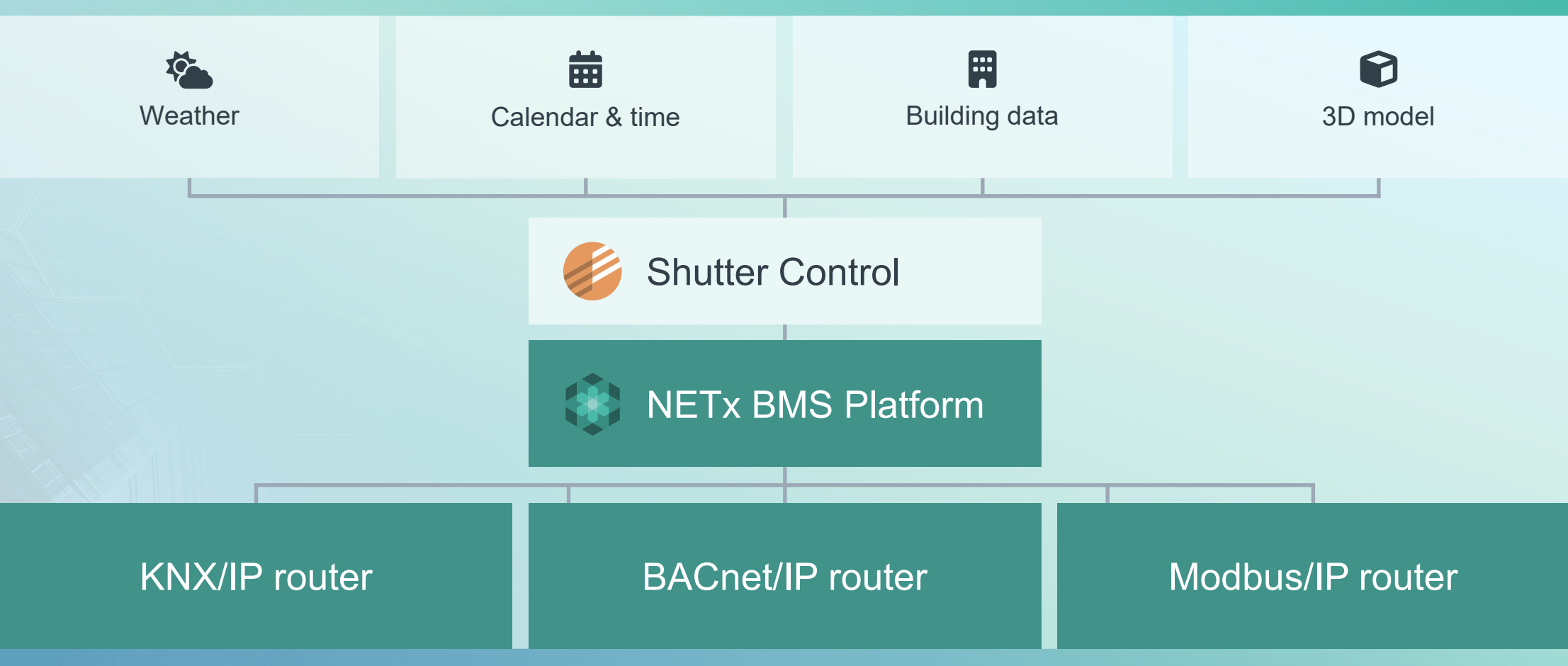
NETx Shutter Control is a software solution, which provides advanced and sophisticated control functionality for shading of complex buildings

- Determination of control commands based on weather, time and building information
- As a software solution the functionality can be extended










NETx Shutter Control is a project specific solution

- The system is tailored to the individual customer requirements and the characteristics of the building

System structure



Functions

		
3D design based on construction plans	Considering the current weather situation by using weather stations	Shading groups: blinds can be controlled individually or per group
		
Slat adjustment according to the elevation and azimuth angle of the sun	Dynamic calculation of the brightness threshold	Automatic control
		
Manual override via management interface	Wind alarms, safety mechanism and maintenance mode are considered	Alarm handling and “History Logging”

Graphical interface
customized for each project

Current status of shutters
and slats of all groups

Overview of current
weather data

View of all control commands of the system

Override through technicians possible
(also considering safety mechanisms)

Advantages

High saving potential for
heating and air-conditioning

No heating up

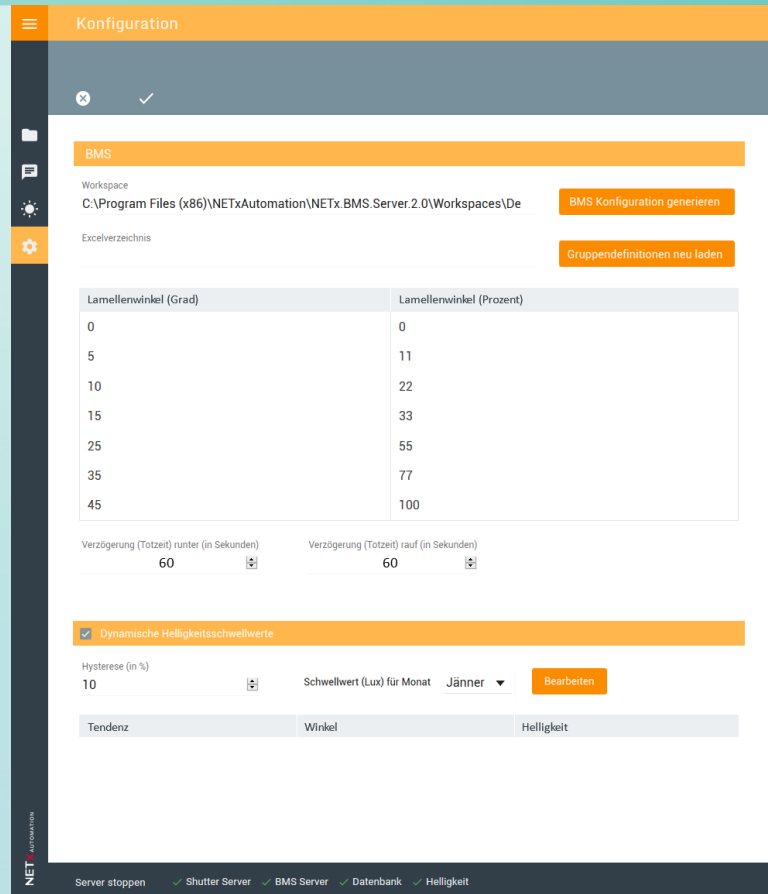
Harmonious facade

Constant light in the building

Central, comfortable control
of thousands of blinds

Overview of the whole project
and project status

Shutter Control GUI



Shutter Control GUI

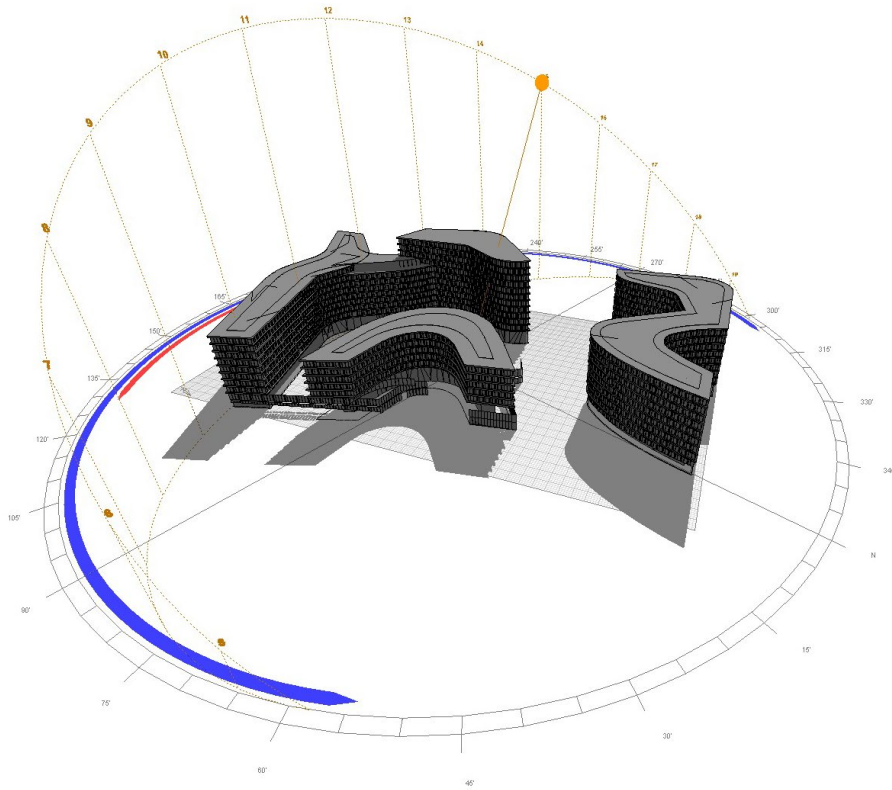
Projekt Gruppen

- ▼ Gebäudekomplex
 - ▼ Haus C
 - ▼ Stock 0
 - ^ Gruppe 00-A1-1
 - ^ Gruppe 00-A2-1
 - ^ Gruppe 00-A2-2
 - ^ Gruppe 00-A2-4
 - ^ Gruppe 00-A3-4
 - ^ Gruppe 00-A3-5
 - ^ Gruppe 00-A4-4
 - ^ Gruppe 00-A4-5
 - ▼ Haus G

Name	Status	Jalousieposition	Lamellenposition
Gruppe 00-A1-1	Sonne: Helligkeit überschritten	Unten	3
Gruppe 00-A2-1	Sonne: Helligkeit überschritten	Unten	3
Gruppe 00-A2-2	Sonne: Helligkeit überschritten	Unten	3
Gruppe 00-A2-4	Sonne: Helligkeit überschritten	Unten	3
Gruppe 00-A3-4	Schatten: Bewölkt	Oben	0
Gruppe 00-A3-5	Schatten: Bewölkt	Oben	0
Gruppe 00-A4-4	Schatten: Fremd-/Eigenschatten	Oben	0
Gruppe 00-A4-5	Schatten: Fremd-/Eigenschatten	Oben	0

Seite 1 von 1 1 - 8 von 8 Einträgen

NET AUTOMATION
Server stoppen ✓ Shutter Server ✓ BMS Server ✓ Datenbank ✓ Helligkeit ✓ Diffus ✓ Strahlung

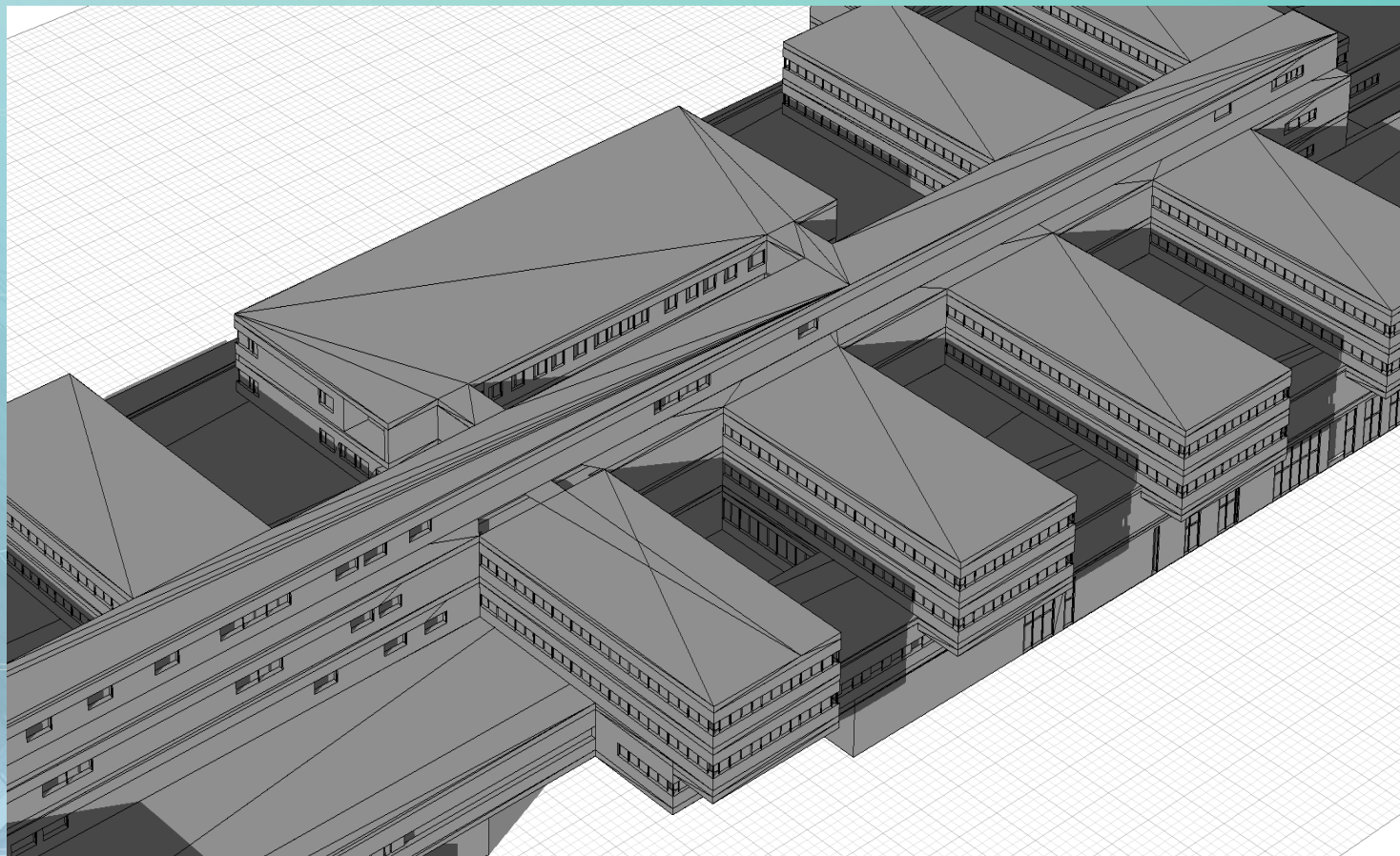


Data points

9,600
Modbus data points

Blinds

4,800

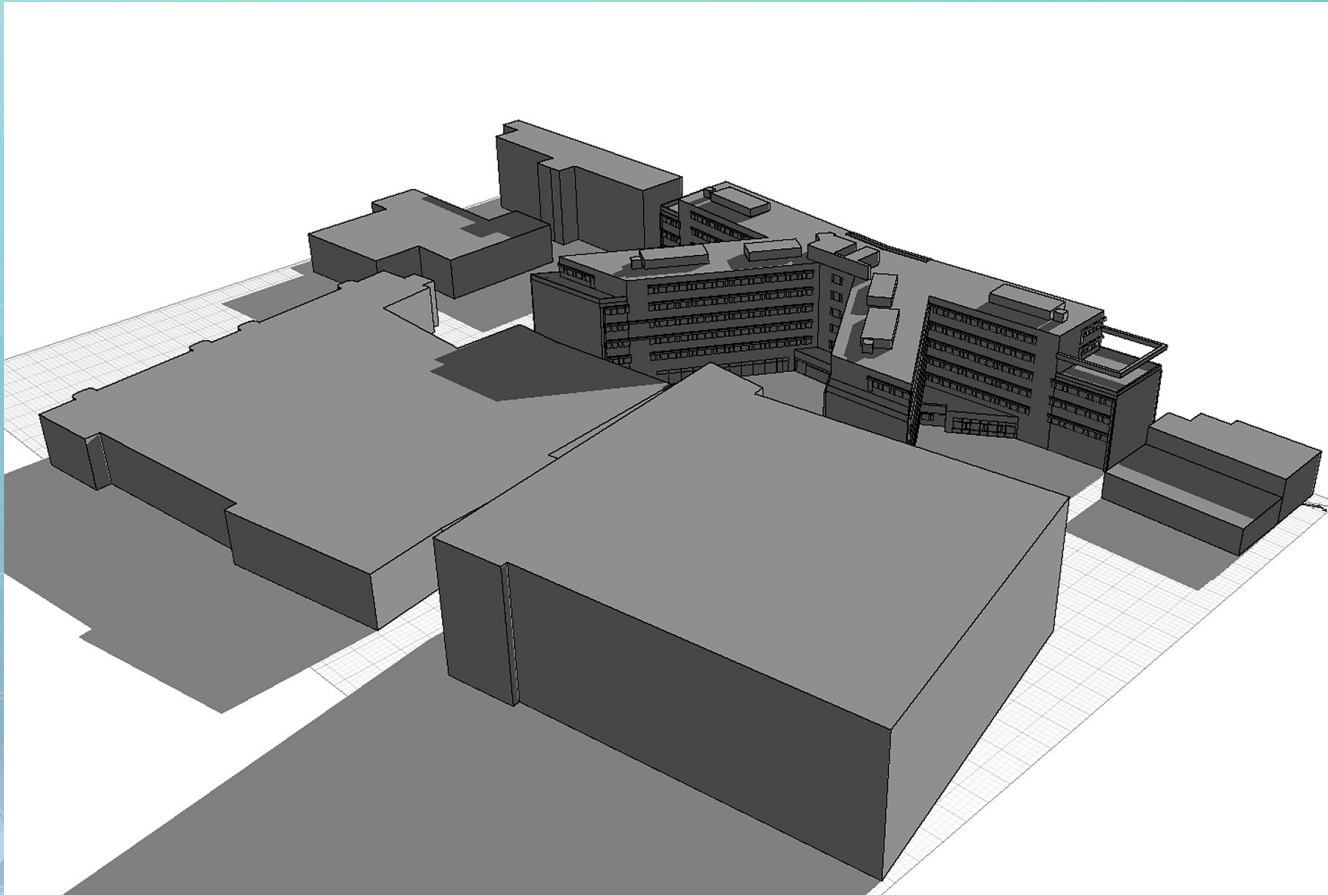


Data points

11,500
KNX group addresses

Blinds

1,380




Data points

7,000
KNX group addresses

Blinds

500

Sky Office Tower



Data points

25,000
KNX group addresses

Blinds

3,200



Data points

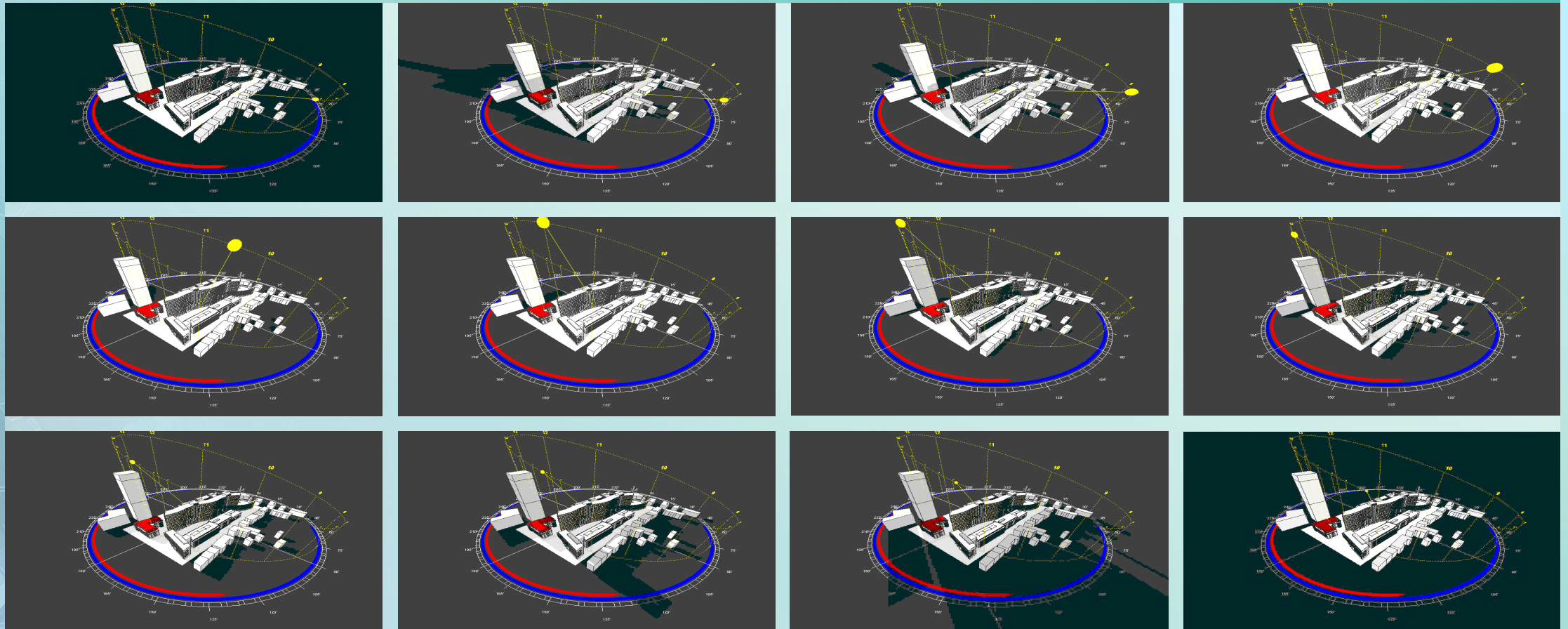
135,000
KNX group addresses

Blinds

4,800

Gateways: 7 x 20
Realization: cluster solution

Frankfurter Welle - 3D simulation



www.netxautomation.com