

COMMERCIAL LIGHTING


Hall 4.1
Stand A30

PATENTED


8860 SERIES

MAGNETIC SEAMLESS LINKABLE LINEAR LIGHT


(Sensing and emergency functions optional)




30-second quick magnetic linkable,
tool-free installation, saving time.




Press design,
removable light source,
flexible replacement



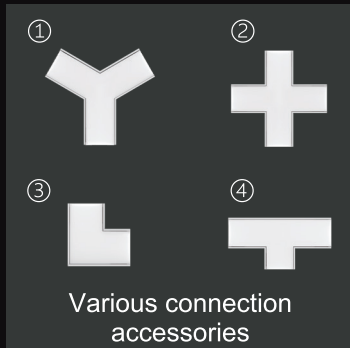
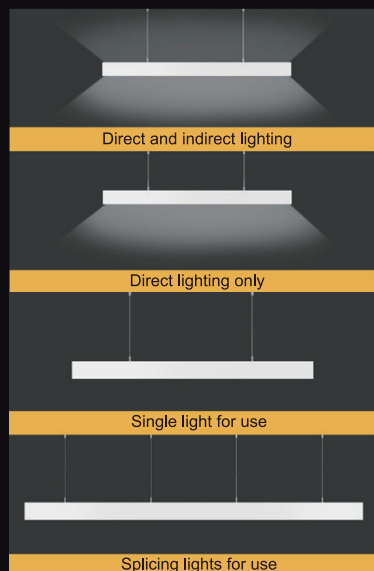
2ft: 15w-20w-25w
4ft: 30w-40w-50w
8ft: 60w-80w-100w



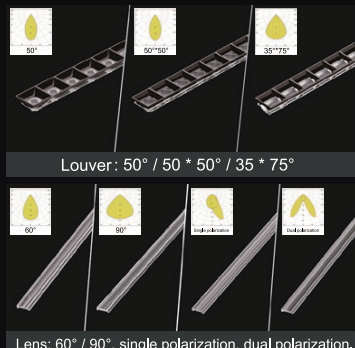
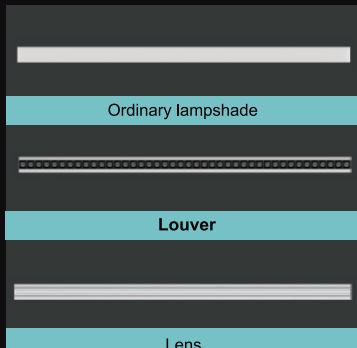
Brightness adjustable



3CCT selectable




Various connection
accessories



7750 SERIES

MAGNETIC SEAMLESS LINKABLE LINEAR LIGHT

(Sensing and emergency functions optional)



30-second quick
magnetic linkable

TOOL-FREE INSTALLATION,
SAVING TIME.

VARIOUS CONNECTION ACCESSORIES

①



②



③





④



APPLICATION

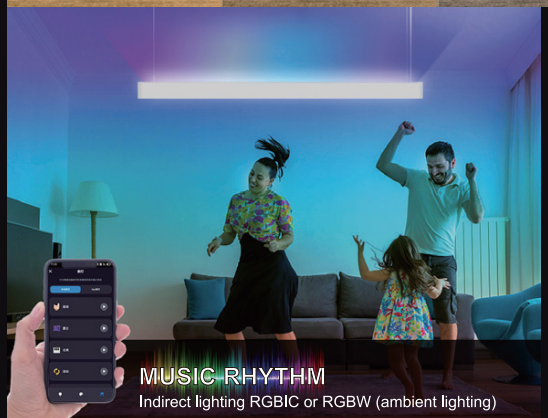
- Commercial area
- Residential area
- Rooms
- Offices
- Hospital
- Hotel
- Libraries





3570 SERIES
CCT+RGBIC/RGBW
LINEAR LIGHT

2FT/4FT/6FT/8FT optional, customized length available




2FT / 20W(Indirect 6W / direct 14W)



4FT / 36W(Indirect 8W / direct 28W)



6FT / 45W(Indirect 10W / direct 35W)




8FT / 60W(Indirect 16W / direct 44W)

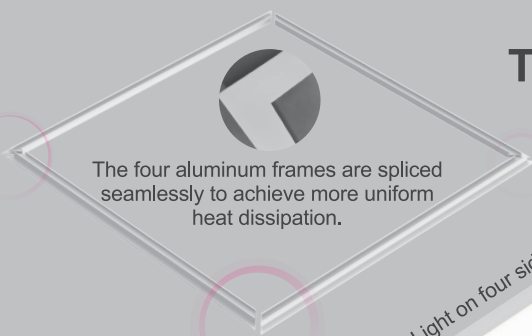


LED FRAME LIGHT

Luminous square frame lines,
fashionable and simple appearance



TRAIT OF LIGHTING




The four aluminum frames are spliced seamlessly to achieve more uniform heat dissipation.

Light on four sides, no shadow at the corner



High quality PC milky white diffuser,
uniform and soft light, protecting eyes

Dimensions (mm):
295*295 / 295*1195 / 595*595



Ours

VS




Others


The luminous area is reduced by 90%, but the luminous flux is consistent and more environmentally friendly





Signcomplex
light and smart

 +86 755 2760 8650

 www.signcomplex.com

 marketing@signcomplex.com