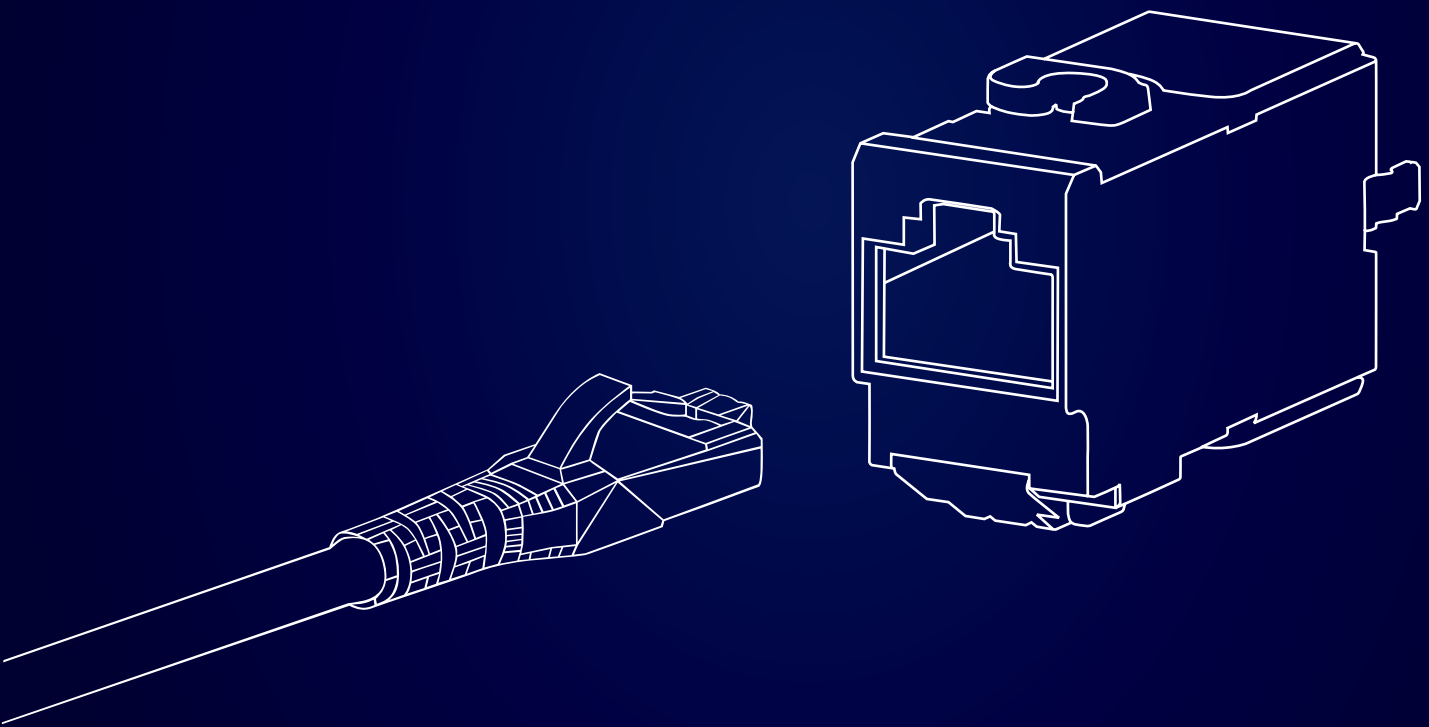


# DATA NETWORK TECHNOLOGY

in copper and fiber optic





# Table of contents

## P | Cabling

### Cabling solutions for networks

1	Preface .....	4
2	METZ CONNECT .....	
	YOUR partner for company-wide networking .....	6
3	METZ CONNECT worldwide .....	8
4	Our expertise .....	10
5	Our applications .....	12
	Building cabling .....	14
	Industry .....	16
	Home cabling .....	18
	Data centers .....	20
	Distributed building services .....	22
6	Cabling solutions for networks .....	24
	Plugs and jacks for network cabling .....	27
	Cables and wires .....	49
	M12 extension/connection cables .....	78
	Cable connectors .....	81
	Wall outlets .....	83
	DIN rail housings .....	103
	Patch panels .....	115
	Fiber optic wall distributors and housings .....	149
	Consolidation Point (CP)	
	Service Concentration Point (SCP)   Service Outlet (SO) .....	159
	IP protected housings .....	163
	Accessories and installation aids .....	175
7	Configurators .....	187
8	General information .....	192





Christian and Jochen Metz in Blumberg



# We are continuing the story, with a focus on making the best connections!

Dear customers,  
dear business partners,

For over four decades, the family company METZ CONNECT has stood for precision, reliability, and a spirit of innovation. These are virtues that we live out every day at all of our production and distribution sites worldwide.

As pioneers in communication between man and machine, we always share our experience and our knowledge across generations, always continuing to grow.

The METZ CONNECT product range is divided into three core areas, and offers a broad array of solutions for even the most challenging demands:

- P | Cabling** Copper, fiber optic and WLAN components for structured network cabling.
- U | Contact** Circuit board connection technology for connecting devices and controllers in building and industrial automation.
- C | Logline** Intelligent system and switch cabinet components for building and process automation.

You probably encounter METZ CONNECT products multiple times a day without seeing them: from circuit board components to connection terminals in control elements, to copper and fiber optic components for network cabling or intelligent I/O components in switch cabinets for building automation. Many areas of everyday life, including complex industrial delivery and production chains, require intelligent networking for devices and components. METZ CONNECT offers full service, from the circuit board to the internet, for all of these applications.

As a partner to countless international companies, we offer competence borne from over 40 years of experience in standardized and above all customer-specific system solutions for diverse applications in connection technology. We see ourselves as problem solvers, and are never satisfied with a second-best solution. Searching for the best might seem tricky, but it always pays off.

Work with us on device and system construction projects and on structured building and industrial cabling. We look forward to hearing from you!

Sincerely,

**Jochen Metz**

Managing partner

**Christian Metz**

Managing partner

and the entire METZ CONNECT team.

# METZ CONNECT

YOUR partner for company-wide networking

Around the world, products from METZ CONNECT guarantee safe and reliable connections for frictionless information flow – from the circuit board to the infrastructure environment. Highly specialized, internationally standardized and high-performance network solutions in WLAN, copper and fiber optic technology impress with simple installation, maximum quality and highest systems capability across all relevant performance classes.

P | Cabling



U | Contact



## P | Cabling

Cabling solutions for networks

Copper, fiber optic and WLAN components for structured network cabling.

## U | Contact

Connection technology

Circuit board connection technology for connecting devices and controllers in building and industrial automation.

## C | Logline

Intelligent system components

Intelligent system and switch cabinet components for building and process automation.

### C | Logline





# METZ CONNECT worldwide



[www.metz-connect.com/contact](http://www.metz-connect.com/contact)



# Our competencies

At METZ CONNECT, we focus on quality and we are dedicated to maintaining our production sites in Germany. In addition to highly qualified technicians, our secret to success is our high degree of vertical integration, which ranges from our in-house punching shop to operating equipment and tool manufacturing, special machinery construction and an in-house laboratory.

## CONSULTING AND CONCEPTION



## PRODUCT DEVELOPMENT



## LABORATORY



## SPECIAL MACHINE CONSTRUCTION



## PLASTIC INJECTION MOLDING



## PUNCHING SHOP







## SOFTWARE + ELECTRONIC



## TOOL AND MOLD MAKING




## AUTOMATED ASSEMBLY



## FIBER OPTIC MANUFACTURING



# Our applications





## Building cabling



## Industry



## Home cabling



## Data centers



## Distributed building services





# Building cabling

Highly specialized, internationally standardized and high-performance network solutions in WLAN, copper and fiber optic technology impress with simple installation, maximum quality and highest systems capability across all relevant performance classes.

STRUCTURED  
BUILDING  
CABLING




CEILING  
CABLING



DIN RAIL  
HOUSINGS







# Industry


The world of office and industrial cabling is becoming less differentiated over time. Increasingly, Ethernet is being used in industrial automation. In addition to bus solutions which are still in use, however, Ethernet offers the option of managing communication. Being able to access each individual point in the network makes adjustments and changes easier, promising short downtimes

and gains in productivity. The industrial environment places increased mechanical demands on products, such as abrasion, deflection, vibrations and drag chain operation, as well as IP protection. METZ CONNECT offers M12 connection lines, round connectors and switch cabinet feed-throughs, RJ45 Industrial Ethernet patch cords and IP protected housings for this application.

STRUCTURED  
BUILDING  
CABLING



DIN RAIL  
HOUSINGS



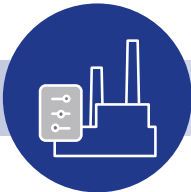
IP PROTECTED  
CONNECTORS



M12 INDUSTRIAL  
ETHERNET  
CONNECTION CABLES









# Home cabling

New developments in communication and information technology mean that we have more and more media and communication devices in our homes. From smart home applications to IP-TV with HDTV, streaming, downloading huge quantities of data from the internet, uploading data to the cloud, or working from a home office, such applications demand ever higher data rates. Application-neutral data network technology is essential to ensure a continuous, smooth transfer of data.

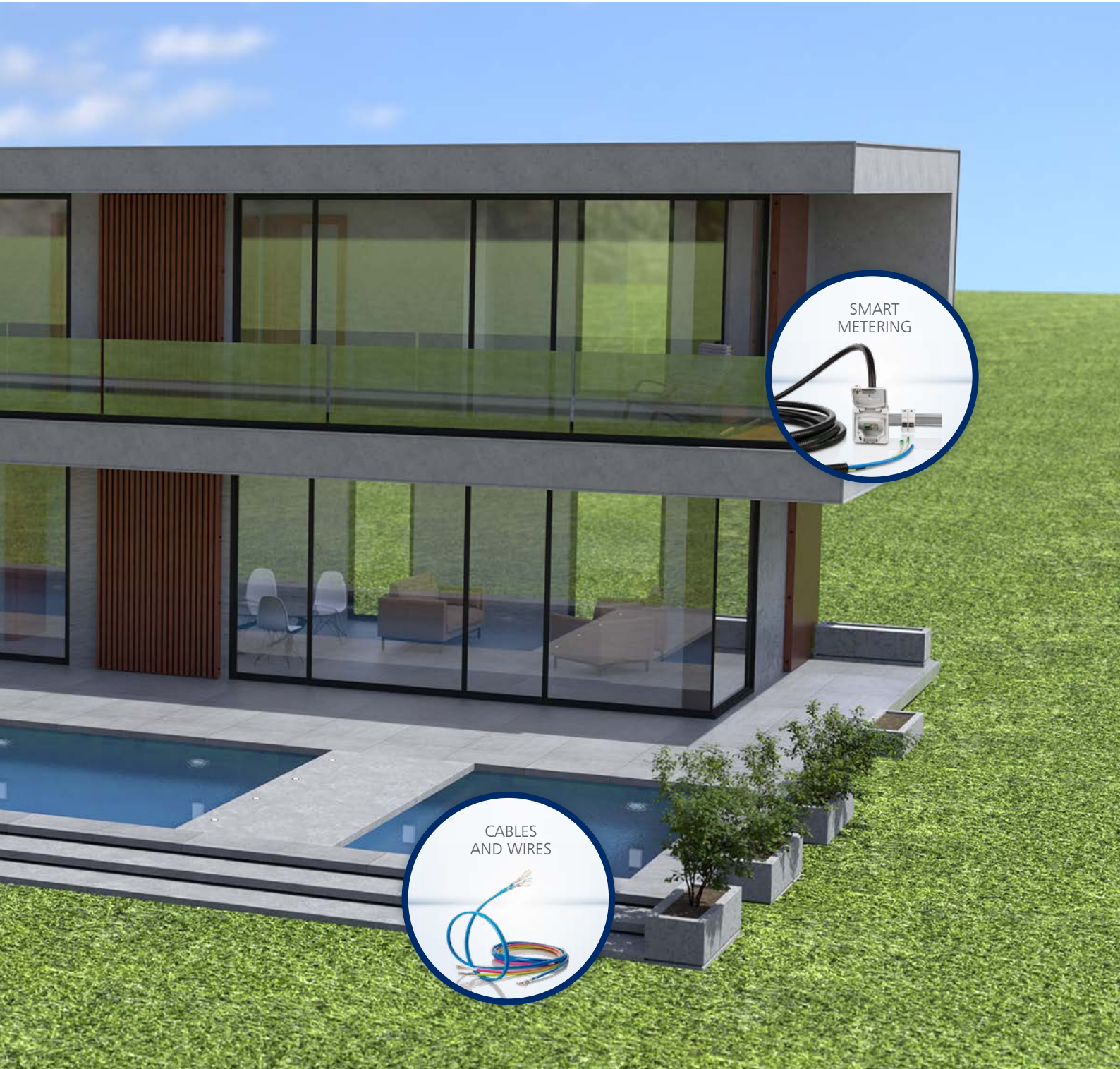
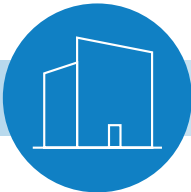
DATA NETWORK  
TECHNOLOGY



FIBER IN  
THE HOME







# Data centers

METZ CONNECT offers the DCCS product series specially for the needs of data centers: a compact, pre-assembled product solution in the Cat.6<sub>A</sub> performance class. With the 25G system, fiber optic technology with OM5 or OS2 fibers, as well as multi-fiber technology (MPO), you can already integrate the future into your network infrastructure today.

DISTRIBUTION  
TECHNOLOGY (19 INCH)



OPDAT MPO/MTP®  
PATCH CORD



MTP® is a registered  
trademark of  
US Conec Ltd., USA

OPDAT  
TRUNK CABLE WITH  
UNIVERSAL CABLE







RJ45  
PATCH CORD



25GMODUL



OPDAT  
PATCH CORD



DCCS  
SOLUTIONS





# Distributed building services

Today, many PoE applications are no longer always connected to outlets in the wall, the raceway, table solutions, or floor. Increasingly, these connections are being placed in the ceiling, such as in WAPs, near doors, on presentation walls for digital signage, for instance, as well as outside of buildings on exterior walls or lantern posts. One alternative to horizontal cabling is zone ca-

bling in suspended ceilings. In this case, the horizontal cabling runs from a floor distributor to a certain area in the building. The Service Concentration Point is located in this area, from which the cabling runs to a service outlet or directly to the devices. This makes the cabling more flexible and easier and less expensive to change in case of a move, or in case devices are added or removed.

PLUGS AND JACKS



CABLES AND WIRES

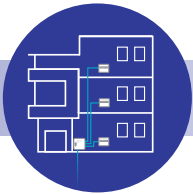


PATCH PANELS





UNDERFLOOR UNIT





# Cabling solutions for networks




	Page
	Plugs and jacks for network cabling 27
	Cables and wires 49
	Cable connectors 81
	Wall outlets 83
	DIN rail housings 103
	Patch panels 115
	Fiber optic wall distributors and housings 149
	Consolidation Point (CP)   Service Concentration Point (SCP)   Service Outlet (SO) 159
	IP protected housings 163
	Accessories and installation aids 175
	Configurators 187

## Notes



# Plugs and jacks for network cabling

1	RJ45 .....	28
2	M12 .....	35
3	Fiber optic .....	37
4	Coax .....	44
5	USB .....	45
6	Accessories .....	46




The portfolio of RJ, USB, M12, Coax and Fiber optic connectors for cabling systems offers a wide range of connectors and jacks in different power and protection classes for copper and fiber optic connections.

## MC Modul or Keystone?

Our modules are available with different installation cut-outs (MC Modul and Keystone).

In different applications (such as wall outlets, patch panels, module frames, DIN rail housing REGplus, underfloor units, etc.), it is essential that the installation cut-out for the application is compatible with the installation cut-out for the module. Therefore, when choosing a module, it is important to consider its individual installation cut-out. The product specification provides all of the information you need to do so.

### Installation cut-out – MC Modul design




Installation type

C6Amodul 180°

E-DAT modul 180°

### Installation cut-out – Keystone design



Installation type

C6Amodul K 180°

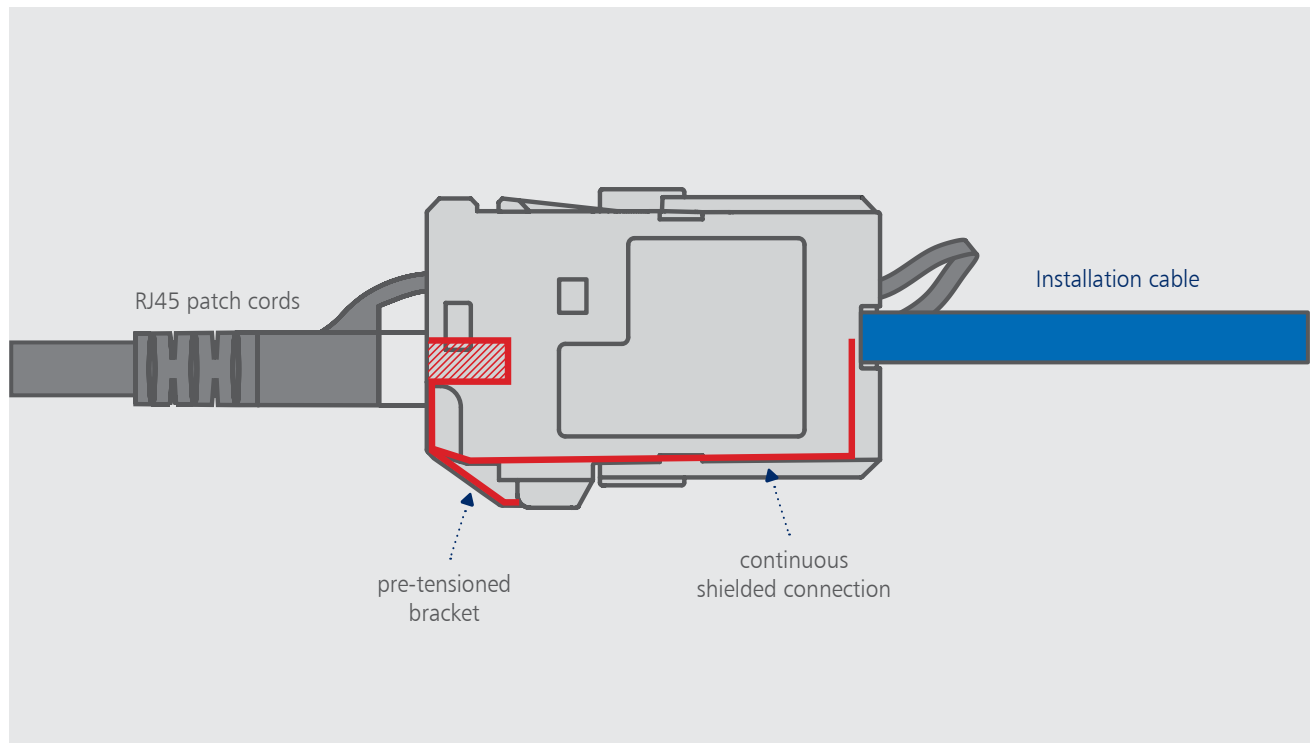
E-DAT modul K

## MC Modul installation cut-out – benefits at a glance

### BENEFITS

- > the shape and associated installation type allow the module to be installed and removed securely and easily in applications (such as wall outlets, patch panels, ...)
- > applications can be manufactured from a wide range of different materials (plastic, stainless steel ...)
- > the pre-tensioned bracket made of highly conductive material runs through the entire module without any material changes
- > a consistently stable shielded connection is ensured for years, with minimal contact resistance from the connected installation cable to the inserted RJ45 patch cord
- > patch panels based on the MC Modul installation cut-out also ensure consistently low contact resistances, from the cable shielding to the module frame

### MC Modul





## Plugs and jacks for network cabling

### RJ45

#### C6<sub>A</sub>modul



- > fully-shielded RJ45 modul for field assembly Cat.6<sub>A</sub> up to 10 GBit
- > connect without special tools, short mounting and connection time
- > easy installation and connection of data lines AWG 26/1 to 22/1 (single-wire) and AWG 26/7 to 22/7 (multi-wire) to IDC type terminal blocks
- > intelligent cable management in the charger, also suitable for highly twisted wires
- > migration to 25G systems without special tools
- > robust, single-piece, reusable module housing made of die-cast zinc, finished
- > suitable for 10 GBit/s Ethernet (IEEE 802.3an), Remote Powering (PoE, PoE plus, UPoE and 4PPoE), HDBaseT, SAT-IP and AV over IP
- > GHMT Cat.6<sub>A</sub> re-embedded PVP certified
- > optional, colored dust protection covers on page 46

P/N	CABLE OUTLET	PACKAGING UNIT	CAN BE SEPARATED
130B11-E	180°	10	yes
130B11-Z	180°	12	no
130B12-E	270°	10	yes
130B13-E	90°	10	yes

#### 25Gmodul



- > fully-shielded RJ45 modul for field assembly up to 1250 MHz
- > connect without special tools, short mounting and connection time
- > migration from 10G systems without special tools
- > GHMT certified according to ISO/IEC TR-11801-9905 for 25GBASE-T in Channel-Link with 30 m, over 30 m according to ISO/IEC TR-11801-9909 in preparation
- > fully backward compatible, Class E<sub>A</sub> according to ISO/IEC EA 11801-1 and DIN EN 50173-1 (in Permanent Link up to 90 m, in Channel Link up to 100 m)
- > patch and installation cables can be connected in sizes AWG 26/7 to 22/7 and AWG 26/1 to 22/1
- > cable termination full core AWG 26/1 to 22/1, core diameter 0.409 to 0.64 mm
- > suitable for 25 GBit/s Ethernet (IEEE 802.3bq) and 10 GBit/s Ethernet (IEEE 802.3an), Remote Powering (PoE, PoE plus, UPoE and 4PPoE), HDBaseT, SAT-IP and AV over IP
- > optional, colored dust protection covers on page 46

P/N	CABLE OUTLET	PACKAGING UNIT	CAN BE SEPARATED
130B11-25-E	180°	10	yes
130B11-25-Z	180°	12	no
130B12-25-E	270°	10	yes

#### E-DAT modul Cat.6<sub>A</sub> 8(8) jack



- > fully-shielded RJ45 modul for field assembly Cat.6<sub>A</sub> up to 10 GBit
- > connect without special tools, short mounting and connection time
- > easy installation and connection of data lines AWG 26/1 to 22/1 (single-wire) and AWG 26/7 to 22/7 (multi-wire) to IDC type terminal blocks
- > intelligent cable management in charger, assignment according to T568A and T568B
- > robust, 2-piece reusable module housing made of die-cast zinc, finished
- > suitable for 10 GBit/s Ethernet (IEEE 802.3an), Remote Powering (PoE, PoE plus, UPoE and 4PPoE), HDBaseT, SAT-IP and AV over IP
- > GHMT Cat.6<sub>A</sub> re-embedded certified
- > optional, colored dust protection covers on page 46

P/N	CABLE OUTLET	PACKAGING UNIT	CAN BE SEPARATED
130910-I	180°	10	yes
130910-Z	180°	12	no

#### E-DAT modul adapter 8(8)



- > RJ45 cable coupling Class E<sub>A</sub>
- > Class E<sub>A</sub> compliant according to ISO/IEC 11801, DIN EN 50173-1
- > suitable for 10 GBit/s Ethernet (IEEE 802.3an), Remote Powering (PoE, PoE plus, UPoE and 4PPoE), HDBaseT, SAT-IP and AV over IP
- > fully-shielded die-cast zinc coupling, finished
- > especially well-suited for Consolidation Points and Cross-Connect cabling
- > 2 installation types in one adapter, for installation in an MC Modul or Keystone applications
- > optional, colored dust protection covers on page 46

P/N	COLOR	DESIGN	CABLE OUTLET
1309A0-I	metallic	8(8) coupler	180°
1309A1-I	metallic	8(8) coupler	90°





# Plugs and jacks for network cabling

RJ45

## C6<sub>A</sub> modul Keystone



- > fully-shielded RJ45 modul for field assembly Cat.6<sub>A</sub> up to 10 GBit
- > connect without special tools, short mounting and connection time
- > easy installation and connection of data lines AWG 26/1 to 22/1 (single-wire) and AWG 26/7 to 22/7 (multi-wire) to IDC type terminal blocks
- > intelligent cable management in the charger, also suitable for highly twisted wires
- > migration to 25G systems without special tools
- > robust, single-piece, reusable module housing made of die-cast zinc, finished
- > suitable for 10 GBit/s Ethernet (IEEE 802.3an), Remote Powering (PoE, PoE plus, UPoE and 4PPoE), HDBaseT, SAT-IP and AV over IP
- > GHMT Cat.6<sub>A</sub> re-embedded PVP certified
- > optional, colored dust protection covers on page 46

P/N	CABLE OUTLET	PACKAGING UNIT	CAN BE SEPARATED
130B21-E	180°	10	yes
130B21-Z	180°	12	no
130B22-E	270°	10	yes
130B23-E	90°	10	yes

## 25Gmodul Keystone



- > fully-shielded RJ45 modul for field assembly up to 1250 MHz
- > connect without special tools, short mounting and connection time
- > migration from 10G systems without special tools
- > GHMT certified according to ISO/IEC TR-11801-9905 for 25GBASE-T in Channel-Link with 30 m, over 30 m according to ISO/IEC TR-11801-9909 in preparation
- > fully backward compatible, Class E<sub>A</sub> according to ISO/IEC EA 11801-1 and DIN EN 50173-1 (in Permanent Link up to 90 m, in Channel Link up to 100 m)
- > patch and installation cables can be connected in sizes AWG 26/7 to 22/7 and AWG 26/1 to 22/1
- > cable termination full core AWG 26/1 to 22/1, core diameter 0.409 to 0.64 mm
- > suitable for 25 GBit/s Ethernet (IEEE 802.3bq) and 10 GBit/s Ethernet (IEEE 802.3an), Remote Powering (PoE, PoE plus, UPoE and 4PPoE), HDBaseT, SAT-IP and AV over IP
- > optional, colored dust protection covers on page 46

P/N	CABLE OUTLET	PACKAGING UNIT	CAN BE SEPARATED
130B21-25-E	180°	10	yes
130B21-25-Z	180°	12	no
130B22-25-E	270°	10	yes

## E-DAT modul Cat.6<sub>A</sub> K Jack Keystone



- > fully-shielded RJ45 modul for field assembly Cat.6<sub>A</sub> up to 10 GBit
- > connect without special tools, short mounting and connection time
- > easy installation and connection of data lines AWG 26/1 to 22/1 (single-wire) and AWG 26/7 to 22/7 (multi-wire) to IDC type terminal blocks
- > intelligent cable management in charger, assignment according to T568A and T568B
- > robust, 2-piece reusable module housing made of die-cast zinc, finished
- > suitable for 10 GBit/s Ethernet (IEEE 802.3an), Remote Powering (PoE, PoE plus, UPoE and 4PPoE), HDBaseT, SAT-IP and AV over IP
- > GHMT Cat.6<sub>A</sub> re-embedded certified
- > optional, colored dust protection covers on page 46

P/N	CABLE OUTLET	PACKAGING UNIT	CAN BE SEPARATED
130910KI	180°	10	yes
130910KZ	180°	12	no

## E-DAT Industry RJ45 coupler insert Class E<sub>A</sub>



- > Class E<sub>A</sub> RJ45 adapter for installation in IP67 flange housing, variants 1, 4, 5 and 14
- > can be used with protection Class IP65 in combination with the universal test jack
- > very compact design
- > symmetrical structure, can be installed in any orientation
- > FS 2.8 ground connection for equipotential bonding on both face sides
- > increased vibration and shock resistance thanks to 4 springs on the shielding plates
- > robust die-cast zinc housing
- > suitable for 10 GBit Ethernet (IEEE 802.3an), Remote Powering PoE according to IEEE802.3af
- > matching flanges and housings starting on page 166

P/N	CABLE OUTLET	PACKAGING UNIT	CAN BE SEPARATED
1401200810MI	180°	10	yes



## Plugs and jacks for network cabling

### RJ45

#### E-DAT Industry RJ45 field jack insert Cat.6 Class E<sub>A</sub>



- > RJ45 jack Cat.6 Class E<sub>A</sub> for field assembly, for installation in IP67 flange housings, variants 1, 4, 5 and 14
- > suitable for protection Class IP65 in combination with the universal test jack
- > consists of just 2 parts; easy to assemble without special tools
- > robust die-cast zinc housing in a very compact design
- > FS 2.8 ground connection for equipotential bonding
- > increased vibration and shock resistance thanks to 4 springs on the shielding plates
- > AWG 26/7 to 22/7, AWG 26/1 to 22/1 possible
- > easy to reconnect
- > suitable for 10 GBit Ethernet (IEEE 802.3an), Remote Powering PoE and PoE+
- > matching flanges and housings starting on page 166

P/N	ASSIGNMENT	PACKAGING UNIT	CAN BE SEPARATED
1401100810MI	T568A	10	yes
1401800810MI	T568B	10	yes

#### E-DAT Industry RJ45 field jack insert PROFINET



- > RJ45 jack Profinet suitable for field assembly, for installation in IP67 flange housings, variants 1, 4, 5 and 14
- > suitable for protection Class IP65 in combination with the universal test jack
- > consists of just 2 parts; easy to assemble without special tools
- > robust die-cast zinc housing in a very compact design
- > FS 2.8 ground connection for equipotential bonding
- > increased vibration and shock resistance thanks to 4 springs on the shielding plates
- > AWG 26/7 to 22/7, AWG 26/1 to 22/1 possible
- > easy to reconnect
- > suitable for 100 MBit Ethernet (IEEE 802.3bw), Remote Powering PoE according to PoE+
- > matching flanges and housings starting on page 166

P/N	ASSIGNMENT	PACKAGING UNIT	CAN BE SEPARATED
1401900810MI	Profinet	10	yes

#### C6<sub>A</sub> RJ45 field plug pro



- > fully-shielded RJ45 plug Cat.6<sub>A</sub>/ Class E<sub>A</sub> for field assembly, up to 10 GBit multiport-capable
- > connect without special tools, short mounting and connection time
- > cable termination stranded wire AWG 27/7 to 22/7, core diameter 0.43 to 0.76 mm
- > cable termination full core AWG 26/1 to 22/1, core diameter 0.409 to 0.64 mm
- > suitable for cable sheath diameters from 5.5 to 10.5 mm
- > zinc die-cast housing suitable for industrial applications
- > strain relief via snap-on clip directly on the charger
- > protected locking hook
- > suitable for 10 GBit/s Ethernet (IEEE 802.3an), Remote Powering (PoE, PoE plus, UPoE and 4PPoE), HDBaseT, SAT-IP and AV over IP

P/N	CABLE OUTLET	OUTLET DIRECTIONS	PACKAGING UNIT
130E405032-E	180°	axial	10
130E405032-K	180°	axial	100
130E405042-E	360°	32	10

#### 25G RJ45 field plug pro



- > fully shielded RJ45 plug for field assembly, multiport-capable up to 1250 MHz
- > connect without special tools, short mounting and connection time
- > cable termination stranded wire AWG 27/7 to 22/7, core diameter 0.43 to 0.76 mm
- > cable termination full core AWG 26/1 to 22/1, core diameter 0.409 to 0.64 mm
- > suitable for cable sheath diameters from 5.5 to 10.5 mm
- > zinc die-cast housing suitable for industrial applications
- > strain relief via snap-on clip directly on the charger
- > protected locking hook
- > suitable for 25 GBit/s Ethernet (IEEE 802.3bq) and 10 GBit/s Ethernet (IEEE 802.3an), Remote Powering (PoE, PoE plus, UPoE and 4PPoE), HDBaseT, SAT-IP and AV over IP

P/N	CABLE OUTLET	OUTLET DIRECTIONS	PROTECTION CLASS
130G405032-E	180°	axial	IP20
130G405042-E	360°	32	IP20



# Plugs and jacks for network cabling

RJ45

## 40G RJ45 field plug pro



- > fully shielded RJ45 plug Cat.8.1/Class I for field assembly, multi-port capable up to 2000 MHz
- > connect without special tools, short mounting and connection time
- > cable termination stranded wire AWG 27/7 to 22/7, core diameter 0.43 to 0.76 mm
- > cable termination full core AWG 26/1 to 22/1, core diameter 0.409 to 0.64 mm
- > suitable for cable sheath diameters from 5.5 to 10.5 mm
- > zinc die-cast housing suitable for industrial applications
- > strain relief via snap-on clip directly on the charger
- > protected locking hook
- > suitable for 40 GBit/s and 25 GBit/s Ethernet (IEEE 802.3bq) and 10 GBit/s Ethernet (IEEE 802.3an), Remote Powering (PoE, PoE plus, UPoE and 4PPoE), HDBaseT, SAT-IP and AV over IP

P/N	CABLE OUTLET	OUTLET DIRECTIONS	PROTECTION CLASS
130H405032-E	180°	axial	IP20
130H405042-E	360°	32	IP20

## C5 RJ45 field plug pro 2P PROFINET



- > fully-shielded RJ45 plug Cat.5 / Class D for field assembly, up to 100 MBit multiport-capable
- > connect without special tools, short mounting and connection time
- > cable termination stranded wire AWG 27/7 to 22/7, core diameter 0.43 to 0.76 mm
- > cable termination full core AWG 26/1 to 22/1, core diameter 0.409 to 0.64 mm
- > suitable for cable sheath diameters from 5.5 to 10.5 mm
- > zinc die-cast housing suitable for industrial applications
- > strain relief via snap-on clip directly on the charger
- > protected locking hook
- > suitable for 100 MBit/s Ethernet (IEEE 802.3bw), Remote Powering (PoE, PoE plus and UPoE)

P/N	CABLE OUTLET	OUTLET DIRECTIONS	PROTECTION CLASS
130E405032PE	180°	axial	IP20
130E405042PE	360°	32	IP20

## E-DAT Industry RJ45 field plug black Cat.6 Class E<sub>A</sub>



- > fully-shielded RJ45 plug Cat.6/ Class E<sub>A</sub> for field assembly, up to 10 GBit multiport-capable
- > connect without special tools, short mounting and connection time
- > cable termination stranded wire AWG 26/7 to 22/7, core diameter 0.43 to 0.76 mm
- > cable termination full core AWG 26/1 to 22/1, core diameter 0.409 to 0.64 mm
- > core diameter up to 1.6 mm
- > suitable for cable sheath diameters from 5.5 to 8.5 mm
- > 2-piece zinc die-cast housing suitable for industrial applications
- > strain relief via locking clip that can be snapped on after assembly (colored starting on page 46)
- > protected locking hook
- > suitable for 10 GBit/s Ethernet (IEEE 802.3an), Remote Powering (PoE, PoE plus, UPoE and 4PPoE), HDBaseT, SAT-IP and AV over IP

P/N	ASSIGNMENT	PACKAGING UNIT	CAN BE SEPARATED
1401405012-I	T568A, T568B, Profinet	10	yes

## E-DAT Industry RJ45 field plug PROFINET



- > 4-Wire Cat.5 plug Profinet for field assembly, multiport capable up to 100 MBit
- > connect without special tools, short mounting and connection time
- > cable termination stranded wire AWG 26/7 to 22/7, core diameter 0.43 to 0.76 mm
- > cable termination full core AWG 26/1 to 22/1, core diameter 0.409 to 0.64 mm
- > core diameter up to 1.6 mm
- > suitable for cable sheath diameters from 5.5 to 8.5 mm
- > 2-piece zinc die-cast housing suitable for industrial applications
- > strain relief via locking clip that can be snapped on after assembly (colored starting on page 46)
- > protected locking hook
- > suitable for 100 MBit/s Ethernet (IEEE 802.3bw), Remote Powering (PoE, PoE plus and UPoE)
- > can be used as a test plug in the IP67 side in variants 1, 4, 5, 6 and 14

P/N	ASSIGNMENT	PACKAGING UNIT	CAN BE SEPARATED
1401405012PI	Profinet	10	yes



## Plugs and jacks for network cabling

RJ45

### E-DAT RJ45 field plug short Cat.6 Class E<sub>A</sub>



- > Cat.6 Class E<sub>A</sub> plug for field assembly
- > Class E<sub>A</sub> compliant according to ISO/IEC 11801, DIN EN 50173-1
- > suitable for 10 GBit Ethernet (IEEE 802.3an), Remote Powering (PoE, PoE plus, UPoE and 4PPoE) and HDBaseT
- > 8-Wire RJ45 plug for AWG 22 for field assembly
- > suitable for connection of AWG 26/7 to 22/7, AWG 26/1 to 22/1
- > cable termination stranded wire AWG 26/7 to 22/7, core diameter 0.43 to 0.76 mm
- > cable termination full core AWG 26/1 to 22/1, core diameter 0.409 to 0.64 mm
- > core diameter up to 1.6 mm
- > cable sheath from 5.5 to 8.5 mm
- > consists of only 2 parts
- > simple assembly – connect without special tools
- > zinc die-cast housing, suitable for industrial applications
- > with locking lever

P/N	ASSIGNMENT	PACKAGING UNIT	CAN BE SEPARATED
1401400812-E	T568A, T568B, Profinet	10	yes

### E-DAT Industry RJ45 field plug insert Cat.6 Class E<sub>A</sub>



- > 8-Wire Cat.6/Class E<sub>A</sub> plug up to 10 GBit for field assembly for installation in IP67 plug housing in variants 1, 4, 5 and 14
- > connect without special tools, short mounting and connection time
- > cable termination stranded wire AWG 26/7 to 22/7, core diameter 0.43 to 0.76 mm
- > cable termination full core AWG 26/1 to 22/1, core diameter 0.409 to 0.64 mm
- > core diameter up to 1.6 mm
- > suitable for cable sheath diameters from 5.5 to 8.5 mm
- > 2-piece zinc die-cast housing suitable for industrial applications
- > suitable for 10 GBit/s Ethernet (IEEE 802.3an), Remote Powering (PoE, PoE plus, UPoE and 4PPoE), HDBaseT, SAT-IP and AV over IP
- > can be used as a test plug in the IP67 side in variants 1, 4, 5, 6 and 14
- > without locking lever
- > suitable plug housings starting on page 167

P/N	ASSIGNMENT	PACKAGING UNIT	CAN BE SEPARATED
1401400810-I	T568A, T568B, Profinet	10	yes

### E-DAT Industry RJ45 field plug insert Cat.5 Class D PROFINET



- > 4-Wire Cat.5 plug Profinet for field assembly for installation in IP67 plug housings in variants 1, 4, 5, and 14
- > connect without special tools, short mounting and connection time
- > cable termination stranded wire AWG 26/7 to 22/7, core diameter 0.43 to 0.76 mm
- > cable termination full core AWG 26/1 to 22/1, core diameter 0.409 to 0.64 mm
- > core diameter up to 1.6 mm
- > suitable for cable sheath diameters from 5.5 to 8.5 mm
- > 2-piece zinc die-cast housing suitable for industrial applications
- > suitable for 100 MBit/s Ethernet (IEEE 802.3bw), Remote Powering (PoE, PoE plus and UPoE)
- > can be used as a test plug in the IP67 side in variants 1, 4, 5, 6 and 14
- > without locking lever
- > suitable plug housings starting on page 167

P/N	ASSIGNMENT	PACKAGING UNIT	CAN BE SEPARATED
1401400810PI	Profinet	10	yes

### E-DAT Industry RJ45 plug black Cat.6 Class E<sub>A</sub>



- > multiport-capable Cat.6 Class E<sub>A</sub> plug
- > suitable for connection of AWG 27/7 to 24/7 and AWG 26/1 to 24/1
- > full core copper conductor diameter 0.36 to 0.51 mm
- > strand copper conductor diameter 0.46 to 0.61 mm
- > core diameter from 0.85 to 1.05 mm
- > cable sheath connectable up to 7.3 mm
- > crimp contacts and shielding can be connected in a single work step with a crimp tool
- > fantail as protection against bending the connection cable
- > suitable for 10 GBit Ethernet (IEEE 802.3an), Remote Powering (PoE, PoE plus and UPoE)
- > can be used as a test plug on IP67 protected jacks in variants 1, 4, 5, 6 and 14
- > optional, colored strain relief bushings on page 47

P/N	ASSIGNMENT	PACKAGING UNIT	CAN BE SEPARATED
1401505012-E	T568A, T568B, Profinet	10	yes





## Plugs and jacks for network cabling

RJ45

### E-DAT Industry RJ45 plug Cat.6 Class E<sub>A</sub>



- > multiport-capable Cat.6 Class E<sub>A</sub> plug
- > suitable for connection of AWG 27/7 to 24/7 and AWG 26/1 to 24/1
- > full core copper conductor diameter 0.36 to 0.51 mm
- > strand copper conductor diameter 0.46 to 0.61 mm
- > core diameter from 0.85 to 1.05 mm
- > cable sheath connectable up to 7.3 mm
- > crimp contacts and shielding can be connected in a single work step with a crimp tool
- > suitable for 10 GBit Ethernet (IEEE 802.3an), Remote Powering (PoE, PoE plus and UPoE)
- > can be used as a test plug on IP67 protected jacks in variants 1, 4, 5, 6 and 14
- > optional, colored strain relief bushings on page 47

P/N	ASSIGNMENT	PACKAGING UNIT	CAN BE SEPARATED
1401505010-E	T568A, T568B, Profinet	100	no

### E-DAT Industry RJ45 plug insert Cat.6 Class E<sub>A</sub>



- > 8-Wire Cat.6/Class E<sub>A</sub> plug up to 10 GBit for installation in IP67 plug housing in variants 1, 4, 5 and 14
- > suitable for connection of AWG 27/7 to 24/7 and AWG 26/1 to 24/1
- > full core copper conductor diameter 0.36 to 0.51 mm
- > strand copper conductor diameter 0.46 to 0.61 mm
- > core diameter from 0.85 to 1.05 mm
- > cable sheath connectable up to 7.3 mm
- > crimp contacts and shielding can be connected in a single work step with a crimp tool
- > suitable for 10 GBit Ethernet (IEEE 802.3an), Remote Powering (PoE, PoE plus and UPoE)
- > can be used as a test plug on IP67 protected jacks in variants 1, 4, 5, 6 and 14
- > without locking lever
- > suitable plug housings starting on page 167

P/N	ASSIGNMENT	PACKAGING UNIT	CAN BE SEPARATED
1401500810-I	T568A, T568B, Profinet	10	yes

## Plugs and jacks for network cabling

M12

### Switch cabinet feed-through M12 X-coded to RJ45



- > switch cabinet interface M12 to RJ45
- > M12 jack X-coded, IP67, according to IEC 61076-2-109
- > RJ45 jack, IP20, according to IEC 60603-7-51
- > suitable for 10 GBit according to IEEE802.3an
- > robust die-cast zinc housing, finished
- > suitable for applications in the railway industry according to the data sheet

P/N	COLOR	CODING	CABLE OUTLET
MWN811A415	metallic	X-coded	180°
MWN911A415	metallic	X-coded	90°

### Switch cabinet feed-through M12 D-coded to RJ45



- > switch cabinet interface M12 to RJ45
- > M12 jack D-coded, IP67, according to IEC 61076-2-101
- > RJ45 jack, IP20, according to IEC 60603-7
- > suitable for 100 MBit Fast Ethernet according to IEEE 802.3u
- > robust die-cast zinc housing, nickel-plated
- > suitable for applications in the railway industry according to the data sheet

P/N	COLOR	CODING	CABLE OUTLET
MWN811A115	metallic	D-coded	180°
MWN911A115	metallic	D-coded	90°





## Plugs and jacks for network cabling

M12

### M12 connector for field assembly, X-coded



- > M12 Cat.6<sub>A</sub> connector for field assembly X-coded based on IEC 61076-2-109
- > for 10 GBit Ethernet (IEEE 802.3an)
- > for Remote Powering PoE, PoE plus and UPoE
- > for 8-wire cable connection, for AWG 22
- > suitable for connection of AWG 26/1 to 22/1, AWG 26/7 to 22/7
- > conductor diameter copper full core 0.409 to 0.64 mm
- > conductor diameter copper strand 0.48 to 0.76 mm
- > core diameter up to 1.6 mm
- > cable sheath from 5.0 to 9.7 mm
- > consists of only 2 parts
- > simple assembly – connect without special tools
- > zinc die-cast housing, suitable for industrial applications
- > suitable for applications in the railway industry according to the data sheet

P/N	CODING
MNF881A315-0001	X-coded

### M12 connector for field assembly, D-coded



- > M12 connector for field assembly, Cat.5, D-coded based on DIN EN 61076-2-101
- > for 4-wire cable connection
- > suitable for 100 MBit Fast Ethernet according to IEEE 802.3u
- > suitable for connection of AWG 26/7 to 22/7, AWG 24/1 to 22/1
- > full core copper conductor diameter 0.409 to 0.64 mm
- > strand copper conductor diameter 0.48 to 0.76 mm
- > core diameter up to 1.6 mm
- > cable sheath from 5.0 to 9.7 mm
- > consists of only 2 parts
- > simple assembly – connect without special tools
- > zinc die-cast housing, suitable for industrial applications
- > suitable for applications in the railway industry according to the data sheet

P/N	CODING
MNF881A115	D-coded

### M12 jack for field assembly X-coded



- > 8-pole M12 Cat.6<sub>A</sub> jack for field assembly
- > according to IEC 61076-2-109
- > 10 GBit suitable according to IEEE 802.3an
- > suitable for connection of AWG 26/1 to 22/1, AWG 26/7 to 22/7
- > for Remote Powering PoE, PoE plus and UPoE
- > full core copper conductor diameter 0.409 to 0.64 mm
- > strand copper conductor diameter 0.48 to 0.76 mm
- > core diameter with insulation up to 1.6 mm
- > cable sheath from 5.0 to 9.7 mm
- > consists of only 2 parts
- > simple assembly – connect without special tools
- > zinc die-cast housing, suitable for industrial applications
- > suitable for applications in the railway industry according to the data sheet

P/N	DESIGN	CODING
MMF881A315	without mounting flange	X-coded
MMF881A315-0001	with mounting flange	X-coded

### M12 jack for field assembly D-coded



- > 4-pole Cat.5e jack for field assembly
- > M12-connector in accordance with DIN EN 61076-2-101
- > suitable for 100 MBit Fast Ethernet according to IEEE 802.3u
- > suitable for connection of AWG 26/1 to 22/1, AWG 26/7 to 22/7
- > full core copper conductor diameter 0.409 to 0.64 mm
- > strand copper conductor diameter 0.48 to 0.76 mm
- > core diameter with insulation up to 1.6 mm
- > cable sheath from 6.0 to 9.7 mm (smaller diam. upon request)
- > consists of only 2 parts
- > simple assembly – connect without special tools
- > zinc die-cast housing, suitable for industrial applications
- > suitable for applications in the railway industry according to the data sheet

P/N	DESIGN	CODING
MMF881A115	without mounting flange	D-coded
MMF881A115-0001	with mounting flange	D-coded



## Plugs and jacks for network cabling

### Fiber optic

#### OpDAT FAST™ Hybrid LC buffer



- > field assembly fiber optic connector for single mode applications
- > with hybrid technology: Index matching gel plus Opto-Elast guarantee very good and constant optical values
- > no polishing, no gluing when installing on site
- > simple, fast and cost-effective mounting in under two minutes
- > available with straight (UPC) or angled polishing (APC)
- > connector kits for fiber optic buffers with Ø 0.25 and Ø 0.9 mm
- > traceable using serial numbers
- > variants contain the following tool:
  - fiber guide for easily inserting the fiber into the connector

P/N	CONNECTOR FACE	COLOR	PACKAGING UNIT
1509QAJA0010-E	LC APC (SM)	green	10
1509QAJA0010-E	LC UPC (SM)	blue	10

#### OpDAT FAST™ Hybrid LC buffer, incl. tool



- > field assembly fiber optic connector for single mode applications
- > with hybrid-technology: Index matching gel plus Opto-Elast guarantee very good and constant optical values
- > no polishing, no gluing when installing on site
- > simple, fast and cost-effective mounting in under two minutes
- > available with straight (UPC) or angled polishing (APC)
- > connector kits for fiber optic buffers with Ø 0.25 and Ø 0.9 mm
- > traceable using serial numbers
- > variants contain the following tool:
  - maintenance-free cleaver
  - angled cut for high return loss values
  - cleaver can be used up to 200 x
  - fiber guide for easily inserting the fiber into the connector

P/N	CONNECTOR FACE	COLOR	PACKAGING UNIT
1509QAJA002C-E	LC APC (SM)	green	20
1509QAJA010C-E	LC APC (SM)	green	100
1509QAJA002C-E	LC UPC (SM)	blue	20
1509QAJA010C-E	LC UPC (SM)	blue	100

#### OpDAT FAST™ Hybrid LC cable



- > field assembly fiber optic connector for single mode applications
- > with hybrid-technology: Index matching gel plus Opto-Elast guarantee very good and constant optical values
- > no polishing, no gluing when installing on site
- > simple, fast and cost-effective mounting in under two minutes
- > available with straight (UPC) or angled polishing (APC)
- > connector kits for fiber optic cables with Ø 2.0 and Ø 3.0 mm
- > traceable using serial numbers
- > variants contain the following tool:
  - cable assembly set for easily mounting cables
  - fiber guide for easily inserting the fiber into the connector

P/N	CONNECTOR FACE	COLOR	PACKAGING UNIT
1509QKJA0010-E	LC APC (SM)	green	10
1509QKJO0010-E	LC UPC (SM)	blue	10

#### OpDAT FAST™ Hybrid LC cable, incl. tool



- > field assembly fiber optic connector for single mode applications
- > with hybrid-technology: Index matching gel plus Opto-Elast guarantee very good and constant optical values
- > no polishing, no gluing when installing on site
- > simple, fast and cost-effective mounting in under two minutes
- > available with straight (UPC) or angled polishing (APC)
- > connector kits for fiber optic cables with Ø 2.0 and Ø 3.0 mm
- > traceable using serial numbers
- > variants contain the following tool:
  - maintenance-free cleaver
  - angled cut for high return loss values
  - cleaver can be used up to 200 x
  - cable assembly set for easily mounting cables
  - fiber guide for easily inserting the fiber into the connector


P/N	CONNECTOR FACE	COLOR	PACKAGING UNIT
1509QKJA002C-E	LC APC (SM)	green	20
1509QKJA010C-E	LC APC (SM)	green	100
1509QKJO002C-E	LC UPC (SM)	blue	20
1509QKJO010C-E	LC UPC (SM)	blue	100



## Plugs and jacks for network cabling

### Fiber optic

#### OpDAT FAST™ Hybrid SC buffer



- > field assembly fiber optic connector for single mode applications
- > with hybrid-technology: Index matching gel plus Opto-Elast guarantee very good and constant optical values
- > no polishing, no gluing when installing on site
- > simple, fast and cost-effective mounting in under two minutes
- > available with straight (UPC) or angled polishing (APC)
- > connector kits for fiber optic buffers with Ø 0.25 and Ø 0.9 mm
- > traceable using serial numbers
- > variants contain the following tool:
  - fiber guide for easily inserting the fiber into the connector

P/N	CONNECTOR FACE	COLOR	PACKAGING UNIT
1509QAEA0010-E	SC APC (SM)	green	10
1509QAE00010-E	SC UPC (SM)	blue	10

#### OpDAT FAST™ Hybrid SC buffer, incl. tool



- > field assembly fiber optic connector for single mode applications
- > with hybrid-technology: Index matching gel plus Opto-Elast guarantee very good and constant optical values
- > no polishing, no gluing when installing on site
- > simple, fast and cost-effective mounting in under two minutes
- > available with straight (UPC) or angled polishing (APC)
- > connector kits for fiber optic buffers with Ø 0.25 and Ø 0.9 mm
- > traceable using serial numbers
- > variants contain the following tool:
  - maintenance-free cleaver
  - angled cut for high return loss values
  - cleaver can be used up to 200 x
  - fiber guide for easily inserting the fiber into the connector

P/N	CONNECTOR FACE	COLOR	PACKAGING UNIT
1509QAEA002C-E	SC APC (SM)	green	20
1509QAEA010C-E	SC APC (SM)	green	100
1509QAE0002C-E	SC UPC (SM)	blue	20
1509QAE0010C-E	SC UPC (SM)	blue	100

#### OpDAT FAST™ Hybrid SC cable



- > field assembly fiber optic connector for single mode applications
- > with hybrid-technology: Index matching gel plus Opto-Elast guarantee very good and constant optical values
- > no polishing, no gluing when installing on site
- > simple, fast and cost-effective mounting in under two minutes
- > available with straight (UPC) or angled polishing (APC)
- > connector kits for fiber optic cables with Ø 2.0 and Ø 3.0 mm
- > traceable using serial numbers
- > variants contain the following tool:
  - cable assembly set for easily mounting cables
  - fiber guide for easily inserting the fiber into the connector

P/N	CONNECTOR FACE	COLOR	PACKAGING UNIT
1509QKEA0010-E	SC APC (SM)	green	10
1509QKE00010-E	SC UPC (SM)	blue	10

#### OpDAT FAST™ Hybrid SC cable, incl. tool



- > field assembly fiber optic connector for single mode applications
- > with hybrid-technology: Index matching gel plus Opto-Elast guarantee very good and constant optical values
- > no polishing, no gluing when installing on site
- > simple, fast and cost-effective mounting in under two minutes
- > available with straight (UPC) or angled polishing (APC)
- > connector kits for fiber optic cables with Ø 2.0 and Ø 3.0 mm
- > traceable using serial numbers
- > variants contain the following tool:
  - maintenance-free cleaver
  - angled cut for high return loss values
  - cleaver can be used up to 200 x
  - cable assembly set for easily mounting cables
  - fiber guide for easily inserting the fiber into the connector

P/N	CONNECTOR FACE	COLOR	PACKAGING UNIT
1509QKEA002C-E	SC APC (SM)	green	20
1509QKEA010C-E	SC APC (SM)	green	100
1509QKE0002C-E	SC UPC (SM)	blue	20
1509QKE0010C-E	SC UPC (SM)	blue	100



## Plugs and jacks for network cabling

### Fiber optic

#### OpDAT FAST™ LC buffer



- > field assembly fiber optic connector for multi-mode applications
- > no polishing, no gluing when installing on site
- > simple, quick and affordable mounting
- > straight polished (PC), connector suitable for OM3 and OM4
- > connector kits for fiber optic buffers with Ø 0.25 and Ø 0.9 mm
- > connector can be assembled up to three times
- > each connector has a serial number, so that it can be traced at all times
- > variants contain the following tool:
  - fiber guide for easily inserting the fiber into the connector

P/N	CONNECTOR FACE	COLOR	PACKAGING UNIT
1509MAJO0010-F	LC PC (MM)	aqua	10

#### OpDAT FAST™ LC buffer, incl. tool



- > field assembly fiber optic connector for multi-mode applications
- > no polishing, no gluing when installing on site
- > simple, quick and affordable mounting
- > straight polished (PC), connector suitable for OM3 and OM4
- > connector kits for fiber optic buffers with Ø 0.25 and Ø 0.9 mm
- > connector can be assembled up to three times
- > each connector has a serial number, so that it can be traced at all times
- > variants contain the following tool:
  - maintenance-free cleaver
  - cleaver can be used up to 200 x
  - fiber guide for easily inserting the fiber into the connector

P/N	CONNECTOR FACE	COLOR	PACKAGING UNIT
1509MAJO002C-F	LC PC (MM)	aqua	20
1509MAJO010C-F	LC PC (MM)	aqua	100

#### OpDAT FAST™ LC cable



- > field assembly fiber optic connector for multi-mode applications
- > no polishing, no gluing when installing on site
- > simple, quick and affordable mounting
- > straight polished (PC), connector suitable for OM3 and OM4
- > connector kits for fiber optic cables with Ø 2.0 and Ø 3.0 mm
- > connector can be assembled up to three times
- > each connector has a serial number, so that it can be traced at all times
- > variants contain the following tool:
  - cable assembly set for easily mounting cables
  - fiber guide for easily inserting the fiber into the connector

P/N	CONNECTOR FACE	COLOR	PACKAGING UNIT
1509MKJO0010-F	LC PC (MM)	aqua	10

#### OpDAT FAST™ LC cable, incl. tool



- > field assembly fiber optic connector for multi-mode applications
- > no polishing, no gluing when installing on site
- > simple, quick and affordable mounting
- > straight polished (PC), connector suitable for OM3 and OM4
- > connector kits for fiber optic cables with Ø 2.0 and Ø 3.0 mm
- > connector can be assembled up to three times
- > each connector has a serial number, so that it can be traced at all times
- > variants contain the following tool:
  - maintenance-free cleaver
  - cleaver can be used up to 200 x
  - cable assembly set for easily mounting cables
  - fiber guide for easily inserting the fiber into the connector

P/N	CONNECTOR FACE	COLOR	PACKAGING UNIT
1509MKJO002C-F	LC PC (MM)	aqua	20
1509MKJO010C-F	LC PC (MM)	aqua	100





## Plugs and jacks for network cabling

### Fiber optic


#### OpDAT FAST™ SC buffer



- > field assembly fiber optic connector for multi-mode applications
- > no polishing, no gluing when installing on site
- > simple, quick and affordable mounting
- > straight polished (PC), connector suitable for OM3 and OM4
- > connector kits for fiber optic buffers with Ø 0.25 and Ø 0.9 mm
- > connector can be assembled up to three times
- > each connector has a serial number, so that it can be traced at all times
- > variants contain the following tool:
  - fiber guide for easily inserting the fiber into the connector

P/N	CONNECTOR FACE	COLOR	PACKAGING UNIT
1509MAEO0010-F	SC PC	aqua	10

#### OpDAT FAST™ SC buffer, incl. tool



- > field assembly fiber optic connector for multi-mode applications
- > no polishing, no gluing when installing on site
- > simple, quick and affordable mounting
- > straight polished (PC), connector suitable for OM3 and OM4
- > connector kits for fiber optic buffers with Ø 0.25 and Ø 0.9 mm
- > connector can be assembled up to three times
- > each connector has a serial number, so that it can be traced at all times
- > variants contain the following tool:
  - maintenance-free cleaver
  - cleaver can be used up to 200 x
  - fiber guide for easily inserting the fiber into the connector

P/N	CONNECTOR FACE	COLOR	PACKAGING UNIT
1509MAEO002C-F	SC PC	aqua	20
1509MAEO010C-F	SC PC	aqua	100

#### OpDAT FAST™ SC cable



- > field assembly fiber optic connector for multi-mode applications
- > no polishing, no gluing when installing on site
- > simple, quick and affordable mounting
- > straight polished (PC), connector suitable for OM3 and OM4
- > connector kits for fiber optic cables with Ø 2.0 and Ø 3.0 mm
- > connector can be assembled up to three times
- > each connector has a serial number, so that it can be traced at all times
- > variants contain the following tool:
  - cable assembly set for easily mounting cables
  - fiber guide for easily inserting the fiber into the connector

P/N	CONNECTOR FACE	COLOR	PACKAGING UNIT
1509MKEO0010-F	SC PC (MM)	aqua	10

#### OpDAT FAST™ SC cable, incl. tool



- > field assembly fiber optic connector for multi-mode applications
- > no polishing, no gluing when installing on site
- > simple, quick and affordable mounting
- > straight polished (PC), connector suitable for OM3 and OM4
- > connector kits for fiber optic cables with Ø 2.0 and Ø 3.0 mm
- > connector can be assembled up to three times
- > each connector has a serial number, so that it can be traced at all times
- > variants contain the following tool:
  - maintenance-free cleaver
  - cleaver can be used up to 200 x
  - cable assembly set for easily mounting cables
  - fiber guide for easily inserting the fiber into the connector

P/N	CONNECTOR FACE	COLOR	PACKAGING UNIT
1509MKEO002C-F	SC PC (MM)	aqua	20
1509MKEO010C-F	SC PC (MM)	aqua	100



## Plugs and jacks for network cabling

### Fiber optic

#### LC-Duplex adapter



- > plastic LC-Duplex adapter with metal clip, SC-Simplex design
- > slotted ceramic guide sleeve
- > with transparent dust protection caps for better visibility during a red light test
- > service life min. 1.000 mating cycles
- > screws and nuts included in the delivery contents

P/N	CONNECTOR TYPE	FOR FIBER TYPE	COLOR	PACKAGING UNIT
15090076-I	LC-D APC	OS2	green	1
15090076-50	LC-D APC	OS2	green	50
15090074-I	LC-D UPC	OS2	blue	1
15090074-50	LC-D UPC	OS2	blue	50
1509007M-I	LC-D	OM5	lime green	1
1509007M-50	LC-D	OM5	lime green	50
15090075-I	LC-D	OM4	heather violet	1
15090075-50	LC-D	OM4	heather violet	50
15090077-I	LC-D	OM3	aqua	1
15090077-50	LC-D	OM3	aqua	50

#### OpDAT Module LC-D



- > LC-Duplex adapter made of plastic, MC module design
- > also suitable for installation in Keystone applications
- > slotted ceramic guide sleeve
- > with transparent dust protection caps for better visibility during a red light test
- > service life min. 1.000 mating cycles

P/N	CONNECTOR TYPE	FOR FIBER TYPE	COLOR	PACKAGING UNIT
15091076-I	LC-D APC	OS2	green	1
15091071-I	LC-D UPC	OS2	blue	1
1509107M-I	LC-D	OM5	lime green	1
15091075-I	LC-D	OM4	heather violet	1
15091072-I	LC-D	OM3	aqua	1
1509107B-I	LC-D	OM2	beige	1

#### LC-Quad adapter



- > plastic LC Quad adapter with metal clip, SC-Duplex design
- > slotted ceramic guide sleeve
- > with transparent dust protection caps for better visibility during a red light test
- > service life min. 1.000 mating cycles
- > screws and nuts included in the delivery contents

P/N	CONNECTOR TYPE	FOR FIBER TYPE	COLOR	PACKAGING UNIT
1509007A-I	LC-Q APC	OS2	green	1
1509007A-30	LC-Q APC	OS2	green	30
15090071-I	LC-Q UPC	OS2	blue	1
15090071-30	LC-Q UPC	OS2	blue	30
1509007L-I	LC-Q	OM5	lime green	1
1509007L-30	LC-Q	OM5	lime green	30
15090079-I	LC-Q	OM4	heather violet	1
15090079-30	LC-Q	OM4	heather violet	30
15090078-I	LC-Q	OM3	aqua	1
15090078-30	LC-Q	OM3	aqua	30

#### SC-Duplex adapter



- > plastic SC-Duplex adapter with metal clip
- > slotted ceramic guide sleeve
- > with transparent dust protection caps for better visibility during a red light test
- > service life min. 1.000 mating cycles
- > screws and nuts included in the delivery contents

P/N	CONNECTOR TYPE	FOR FIBER TYPE	COLOR	PACKAGING UNIT
150900F2-I	SC-D APC	OS2	green	1
150900F2-30	SC-D APC	OS2	green	30
150900E2-I	SC-D UPC	OS2	blue	1
150900E2-30	SC-D UPC	OS2	blue	30
150900BM-I	SC-D	OM5	lime green	1
150900BM-30	SC-D	OM5	lime green	30
150900BB-I	SC-D	OM4	heather violet	1
150900BB-30	SC-D	OM4	heather violet	30
150900BA-I	SC-D	OM3	aqua	1
150900BA-30	SC-D	OM3	aqua	30



## Plugs and jacks for network cabling

### Fiber optic

#### SC-Simplex adapter



- > plastic SC-Simplex adapter with metal clip
- > slotted ceramic guide sleeve
- > with transparent dust protection caps for better visibility during a red light test
- > service life min. 1.000 mating cycles
- > screws and nuts included in the delivery contents

P/N	CONNECTOR TYPE	FOR FIBER TYPE	COLOR	PACKAGING UNIT
1509001A-I	SC-S APC	OS2	green	1
1509001A-50	SC-S APC	OS2	green	50
1509001B-I	SC-S UPC	OS2	blue	1
1509001B-50	SC-S UPC	OS2	blue	50
1509001C-I	SC-S	OM5	lime green	1
1509001C-50	SC-S	OM5	lime green	50
1509001D-I	SC-S	OM4	heather violet	1
1509001D-50	SC-S	OM4	heather violet	50
1509001M-I	SC-S	OM3	aqua	1
1509001M-50	SC-S	OM3	aqua	50

#### E2000-Duplex adapter with flange



- > plastic E2000-Duplex adapter with flange
- > slotted ceramic guide sleeve
- > with integrated laser protection flaps
- > service life min. 1.000 mating cycles
- > screws and nuts included in the delivery contents

P/N	CONNECTOR TYPE	FOR FIBER TYPE	COLOR	PACKAGING UNIT
1509005F-I	E2000-D APC	OS2	green	1

#### E2000-Duplex adapter with spring clip



- > plastic E2000-Duplex adapter with spring clip
- > slotted ceramic guide sleeve
- > with integrated laser protection flaps
- > service life min. 1.000 mating cycles

P/N	CONNECTOR TYPE	FOR FIBER TYPE	COLOR	PACKAGING UNIT
1509005C-I	E2000-D APC	OS2	green	1
1509005B-I	E2000-D UPC	OS2	blue	1
1509005A-I	E2000-D	MM	beige	1

#### E2000-Simplex adapter with flange



- > E2000-Simplex adapter made of plastic with flange, design SC-Simplex
- > slotted ceramic guide sleeve
- > with integrated laser protection flap
- > service life min. 1.000 mating cycles
- > screws and nuts included in the delivery contents

P/N	CONNECTOR TYPE	FOR FIBER TYPE	COLOR	PACKAGING UNIT
15090059-I	E2000-D APC	OS2	green	1
15090058-I	E2000-D UPC	OS2	blue	1
1509005M-I	E2000-D	OM5	beige-green	1
1509005G-I	E2000-D	OM4	beige-heather violet	1
1509005H-I	E2000-D	OM3	beige-aqua	1



## Plugs and jacks for network cabling

### Fiber optic

#### ST-Duplex adapter



- > ST-Duplex adapter made of die-cast zinc, design SC-Duplex
- > slotted ceramic guide sleeve
- > service life min. 1.000 mating cycles
- > screws and nuts included in the delivery contents

P/N	CONNECTOR TYPE	FOR FIBER TYPE	COLOR	PACKAGING UNIT
150900D1-I	ST-D	SM + MM	metallic	1
150900D1-30	ST-D	SM + MM	metallic	30

#### ST-Simplex adapter



- > ST-Simplex adapter made of die-cast zinc
- > slotted ceramic guide sleeve
- > service life min. 1.000 mating cycles
- > screws and nuts included in the delivery contents

P/N	CONNECTOR TYPE	FOR FIBER TYPE	COLOR	PACKAGING UNIT
15090001-I	ST-S	SM + MM	metallic	1

#### ST/SC-Duplex adapter



- > ST/SC-Duplex adapter made of die-cast zinc, design SC-Duplex
- > slotted ceramic guide sleeve
- > with colored inserts for clear indication of the fiber type used
- > service life min. 1.000 mating cycles
- > screws and nuts included in the delivery contents

P/N	CONNECTOR TYPE	FOR FIBER TYPE	COLOR	PACKAGING UNIT
150900D3-I	ST/SC-D	OS2	metallic/blue	1
150900D3-30	ST/SC-D	OS2	metallic/blue	30
150900C7-I	ST/SC-D	OM4	metallic/heather violet	1
150900C7-30	ST/SC-D	OM4	metallic/heather violet	30
150900C5-I	ST/SC-D	OM3	metallic/aqua	1
150900C5-30	ST/SC-D	OM3	metallic/aqua	30

#### MTP® adapter



- > MPO/MTP® adapter, plastic with metal clip, design SC-Simplex
- > available variants:
  - SM: Type A = Key up / Key down
  - MM: Type A = Key up / Key down, Type B = Key up / Key up
- > without flange, with two dust protection covers
- > service life min. 500 mating cycles
- > MTP® is a registered trademark of US Conec Ltd., USA

P/N	CONNECTOR TYPE	FOR FIBER TYPE	COLOR	PACKAGING UNIT
1509009MA-I	MTP, type A	OS2	green	1
1509008MA-I	MTP, type A	OM5	lime green	1
1509008MB-I	MTP, type B	OM5	lime green	1
1509007MA-I	MTP, type A	OM4	heather violet	1
1509007MB-I	MTP, type B	OM4	heather violet	1
1509005MA-I	MTP, type A	OM3	aqua	1



## Plugs and jacks for network cabling

### Fiber optic

#### OpDAT Industry LC-D adapter insert



- > LC-Duplex adapter for installation in IP67 connector housings in variants 1 and 4
- > slotted ceramic guide sleeve in SM and phosphorous-bronze in MM
- > plastic adapter housing, flame resistant and halogen-free
- > service life min. 500 mating cycles
- > matching flanges and housings starting on page 166

P/N	CONNECTOR TYPE	FOR FIBER TYPE	COLOR
1402L00820MI	LC-D	SM	blue
1402300820MI	LC-D	MM	beige

#### OpDAT Industry 2LC connector insert



- > LC-Duplex connector for installation in IP67 connector housings in variants 1 and 4
- > ceramic ferrule, convex pre-polished
- > plastic connector body, flame resistant and halogen-free
- > die-cast zinc connector mount, nickel plated
- > fibers fixed using adhesive technology
- > cables fixed using crimped technology on connector body and/or on the connector mount for breakout and mini breakout cables
- > service life min. 500 mating cycles
- > suitable connector housings starting on page 167

P/N	CONNECTOR TYPE	FOR FIBER TYPE	COLOR
1402900820-I	LC-Duplex	SM	blue
1402800820-I	LC-Duplex	MM	beige

## Plugs and jacks for network cabling

### Coax

#### MC Modul Coax F-jack / F-jack



- > Coax connector with adapter in MC Modul design
- > front connection: for F plug
- > rear connection: for F plug
- > 75 Ohm through coupling
- > without termination and coupling elements
- > feedback channel suitable
- > with gold-plated 4 finger contacts
- > return loss 30 dB at 3 to 2.000 MHz

P/N	COLOR	PLUG	INSTALLATION CUT-OUT
130898-01-I	light gray	F-jack	MC Modul

#### MC Modul Coax



- > Coax connector with adapter in MC Modul design
- > front connection for: IEC jack / IEC plug
- > rear connection: for F plug
- > 75 Ohm through coupling
- > without termination and coupling elements

P/N	COLOR	PLUG	INSTALLATION CUT-OUT
130898-02-I	light gray	IEC-jack	MC Modul
130898-03-I	light gray	IEC-plug	MC Modul







# Plugs and jacks for network cabling

Coax

## Keystone Modul Coax F-jack / F-jack



- > Coax connector with adapter in Keystone design
- > front connection: for F plug
- > rear connection: for F plug
- > 75 Ohm through coupling
- > without termination and coupling elements
- > feedback channel suitable
- > with gold-plated 4 finger contacts
- > return loss 30 dB at 3 to 2.000 MHz

## Keystone Modul Coax



- > Coax connector with adapter in Keystone design
- > front connection: for IEC jack / IEC plug
- > rear connection: for F plug
- > 75 Ohm through coupling
- > without termination and coupling elements

P/N	COLOR	PLUG	INSTALLATION CUT-OUT
130898-0103KI	light gray	F-jack	Keystone

P/N	COLOR	PLUG	INSTALLATION CUT-OUT
130898-0203KI	light gray	IEC-jack	Keystone
130898-0303KI	light gray	IEC-plug	Keystone

# Plugs and jacks for network cabling

USB

## E-DAT Industry USB A adapter insert



- > USB adapter for converting USB connections or for connecting two USB cables with USB-A plugs
- > can be used in conjunction with flange variations 1, 4, 5 and 14 with protection Class IP67
- > can be used with protection Class IP65 in combination with the universal test jack
- > for creating IP67 protected service or test connections
- > jack A to jack A
- > no IP67 plug available
- > matching flanges and housings starting on page 166

P/N	COLOR	TRANSMISSION SPEED	DESIGN
1401U00812KI	black	USB 2.0: 480 MBit/s	industry module
1401U10812KI	black	USB 3.0: 5 GBit/s	industry module





## Plugs and jacks for network cabling

### Accessories

#### MC Modul BLIND



- > dummy module to cover empty slots
- > installation type: MC Modul

P/N	COLOR	DESIGN
130898-00-I	light gray	MC Modul
130898-00-RW-I	pure white RAL 9010	MC Modul

#### Keystone BLIND modul



- > dummy module to cover empty slots
- > installation type: Keystone

P/N	COLOR	DESIGN
130898-0003KI	light gray	Keystone
130898-0029KI	black	Keystone

#### Dust protection cover for module



- > optional dust protection cover suitable for the individual modules: C6<sub>A</sub> modul, E-DAT modul, E-DAT modul adapter 180° each in module or Keystone design, UTP modul in Keystone design and UAE modul in module design
- > suitable for installing the modules in applications without separate dust protection equipment

P/N	COLOR	PACKAGING UNIT
820032-0102-I	pure white	10
820032-0103-I	light gray	10
820032-0105-I	yellow	10
820032-0106-I	blue	10
820032-0107-I	green	10
820032-0108-I	red	10
820032-0129-I	black	10
820032-0129-H	black	250

#### Industry color coding clip field plug



- > colored, easy to activate strain relief suitable for E-DAT Industry IP20 RJ45 field plug
- > can be mounted after the plug is assembled

P/N	COLOR
1401009101-I	orange
1401009107-I	green



# Plugs and jacks for network cabling

## Accessories

### E-DAT Industry IP20 bend protection



- > strain relief bushing for E-DAT Industry IP20 RJ45 plug
- > trumpet-shaped bending protection for the connection cable
- > subsequent mounting possible
- > effective grip contours

P/N	COLOR
1401008201-E	orange
1401008202-E	black
1401008203-E	light gray
1401008204-E	white
1401008205-E	yellow
1401008206-E	blue
1401008207-E	green

### Dust protection plug



- > locking mechanism can be released manually for dust-protected closure of unassigned RJ45 jacks
- > with grip

P/N	COLOR
816719-01-2-I	black

### M12 Protective plugs IP54



- > M12 x 1 protective plug
- > screw in
- > black, similar to RAL 9005

P/N	COLOR	SUITABLE FOR
700669	black	plugs
700701	black	adapter/jack

### Blind cover




- > blind covers for distributor housing to close off unused adapter openings

P/N	COLOR	ADAPTER CUT-OUT	SUITABLE FOR
15090501-I	black	ST-S	patch panels/REG/ VV/CP/CM
15090502-I	black	SC-S/LC-D/E2000-S	patch panels/REG/ VV/CP/CM
15090552-I	black	SC-D/LC-Q	patch panels/REG/ VV/CP/CM
15090503-I	white	SC-S/LC-D/E2000-S	patch panels/ADT/ APL

## Notes

# Cables and wires



1	Installation cables copper .....	50
2	Installation cables fiber optic .....	52
3	Patch cords RJ45 .....	57
4	MPO/MTP® cable assembly .....	62
5	Fiber optic patch cords .....	68
6	Fiber optic industrial cables .....	70
7	Fiber optic pigtails .....	71
8	Pre-assembled fiber optic installation cables .....	76
9	M12 extension/connection cables .....	78

The decision between fiber optic or copper data cables as the ideal solution for the workplace depends on multiple factors: the environment where they will be used, the network basis, and the planning horizon. No matter which you choose, with fiber optic or copper data cables from METZ CONNECT, optimally tailored to the requirements of all structural levels of local networks, you will be on the safe side for the future.

Our high-quality cables are always used where high-speed data transmission in local area networks (LAN) is required. The cables are used for structured and application neutral networks – Ethernet 100BaseT, 1000BaseT and 10 GBit Ethernet. In addition to voice and data communication, our solutions are suitable for delivering a remote feed to different devices via Power over Ethernet (4PPoE to 100 W) as well as HighEnd 4K Video e.g. HDBaseT.

Our product range includes installation and connection cables that have been tested for compatibility using commonly available connection components. This ensures we can deliver maximum operational reliability.





## Cables and wires

### Installation cables copper

#### MC GC400 SL23 Cat.6 U/UTP LSHF



- > 1 GBit installation cable, simplex
- > unshielded installation cable Cat.6 Class E, AWG 23 U/UTP
- > 4 pairs with separator (spline)
- > outer diameter: 5.3 mm
- > color of the cable jacket: blue
- > coupling attenuation greater than or equal to 40 dB
- > applicable standards: EN 50173-1, ISO/IEC 11801, EN 50288-6-1, IEC 61156-5, ANSI/TIA-568.2-D
- > cable jacket: LSHF (LSOH)
- > flame-retardant to IEC 60332-1, IEC 60754-2 and IEC 61034
- > fire behaviour: Class E<sub>ca</sub> (classification acc. to EN 13501-6)
- > delivery unit: in carton - 305 m/1000 ft

P/N	FIRE BEHAVIOUR	DRUM / RING	CABLE STRUCTURE
1308406032140	Class E <sub>ca</sub>	305 m	simplex
1308406032141	Class E <sub>ca</sub>	500 m	simplex

#### MC 550 A23 Cat.6<sub>A</sub> F/FTP LSHF-FR



- > 10 GBase-T installation cable, simplex & duplex
- > shielded installation cable Cat.6<sub>A</sub> Class E<sub>A</sub>, AWG 23
- > 4 pairs & 2 x 4 pairs
- > outer diameter: 7.3 mm & 7.30 x 15.30 mm
- > color of the cable jacket: blue
- > coupling attenuation greater than or equal to 70 dB
- > applicable standards: EN 50173, ISO/IEC 11801
- > cable jacket: LSHF (LSOH)
- > flame-retardant to IEC 60332-1, EN 60332-1
- > fire behaviour: Class D<sub>ca</sub> s2,d2,a2

P/N	FIRE BEHAVIOUR	DRUM	COUPLES
130842A6AFFDFD	Class D <sub>ca</sub>	500 m	2 x 4P
130842A6AFFDT	Class D <sub>ca</sub>	1.000 m	4P

#### MC 550 A23 Cat.6<sub>A</sub> S/FTP LSHF-FR



- > 10 GBase-T installation cable, simplex & duplex
- > shielded installation cable Cat.6<sub>A</sub> Class E<sub>A</sub>, AWG23
- > 4 pairs & 2 x 4 pairs
- > outer diameter: 7.4 mm & 7.40 x 15.40 mm
- > color of the cable jacket: blue
- > coupling attenuation greater than or equal to 85 dB
- > applicable standards: EN 50173, ISO 11801
- > cable jacket: LSHF (LSOH)
- > flame-retardant to IEC 60332-1/ EN 60332-1 & IEC 60332-3-24/ EN 60332-3-24
- > fire behaviour: Class C<sub>ca</sub> s1,d1,a1

P/N	FIRE BEHAVIOUR	DRUM	COUPLES
130842A6ASF1D	Class C <sub>ca</sub>	500 m	2 x 4P
130842A6ASF1T	Class C <sub>ca</sub>	1.000 m	4P

#### MC 550 A23 Cat.6<sub>A</sub> U/FTP LSHF-FR



- > 10 GBase-T installation cable, simplex & duplex
- > unshielded installation cable Cat.6<sub>A</sub> Class E<sub>A</sub>, AWG23
- > 4 pairs & 2 x 4 pairs
- > outer diameter: 7.20 x 15.20 mm, 7.80 mm, 7.10 mm, 7.30 - 15.30 mm
- > color of the cable jacket: blue
- > coupling attenuation greater than or equal to 70 dB
- > applicable standards EN 50173, ISO 11801
- > flame-retardant to IEC 60332-1 & EN 60332-1
- > fire behaviour: Class D<sub>ca</sub> s2,d2,a2 & C<sub>ca</sub> s1,d1,a1

P/N	FIRE BEHAVIOUR	DRUM / RING	COUPLES
130842A6AUFCFD	Class C <sub>ca</sub>	500 m	2 x 4P
130842A6AUFCF	Class C <sub>ca</sub>	1.000 m	4P
130842A6AUFD	Class D <sub>ca</sub>	500 m	2 x 4P
130842A6AUFD	Class D <sub>ca</sub>	1.000 m	4P



## Cables and wires

### Installation cables copper

#### MC GC600 F1 23 Cat.6<sub>A</sub> U/FTP 4P LSHF



- > 10 GBit installation cable, simplex
- > installation cable Cat.6<sub>A</sub>, AWG 23 U/FTP with wires shielded in pairs
- > 4 pairs (PiMF)
- > pair shield: plastic foil with aluminum coating
- > outer diameter 7.0 mm
- > color of the cable jacket: blue
- > coupling attenuation greater than or equal to 55 dB
- > applicable standards: EN 50173-1, ISO/IEC 11801, EN 50288-5-1, IEC 61156-5 and ANSI/TIA-568.2-D
- > cable jacket: LSHF (LSOH)
- > flame-retardant to IEC 60332-1, IEC 60754-2 and IEC 61034
- > fire behaviour: Class E<sub>ca</sub> (classification acc. to EN 13501-6)
- > delivery unit: on drum - 500 m/1640 ft

P/N	FIRE BEHAVIOUR	DRUM	COUPLES
1308436A32141	Class E <sub>ca</sub>	500 m	4P

#### MC GC500 Z2F23 Cat.6<sub>A</sub> U/UTP 4P LSHF



- > 10 GBit installation cable, simplex
- > unshielded installation cable Cat.6<sub>A</sub>, Class E<sub>A</sub>, AWG 23 U/UTP
- > 4 pairs with separator (spline)
- > foils wrapped diagonally with gaps as separating layers in the cable jacket
- > outer cable diameter: 8.2 mm
- > color of the cable jacket: blue
- > coupling attenuation not less than 40 dB
- > applicable standards: EN 50173-1; ISO/IEC 11801; EN 50288-11-1, IEC 61156-5, ANSI/TIA-568.2-D
- > cable jacket LSHF (LSOH)
- > flame retardant to IEC 60332-1; IEC 60754-2 and IEC 61034
- > fire behaviour: Class E<sub>ca</sub> (classification acc. to EN 13501-6)
- > delivery unit: on drum - 500 m/1640 ft

P/N	FIRE BEHAVIOUR	DRUM	COUPLES
1308406A32141	Class E <sub>ca</sub>	500 m	4P

#### MC GC1000 plus23 Cat.7 S/FTP 4P LSHF



- > 10 GBit installation cable
- > shielded pair installation cable Cat.7 AWG 23 S/FTP
- > shielded pair: plastic composite film, aluminum coated
- > total screen: copper braid, tin plated
- > coupling damping: ≥ 80 dB
- > applicable standards: EN 50173-1, ISO/IEC 11801, EN 50288-4-1 and IEC 61156-5
- > cable sheath: LSHF (LSOH)
- > flame resistance: IEC 60332-1, IEC 60754-2 and IEC 61034
- > fire behavior: Class E<sub>ca</sub> (classification according to EN 13501-6)

P/N	FIRE BEHAVIOUR	DRUM	CABLE STRUCTURE
1308427032141	Class E <sub>ca</sub>	500 m	simplex
1308427032142	Class E <sub>ca</sub>	1.000 m	simplex
1308427032143	Class E <sub>ca</sub>	500 m	duplex

#### MC GC1300 pro22 Cat.7<sub>A</sub> S/FTP 4P LSHF-FR



- > 25 GBit / 10 GBit installation cable
- > shielded pair installation cable Cat.7<sub>A</sub> AWG 22 S/FTP
- > shielded pair: plastic composite film, aluminum coated
- > total screen: copper braid, tin plated
- > flame resistance: IEC 60332-1, IEC 60332-3-24, IEC 60754-2 and IEC 61034
- > fire behavior: Class D<sub>ca</sub> s2 d2 a1 according to EN 50399 (classification according to EN 13501-6)
- > coupling damping: ≥ 85 dB
- > electrical data tested up to 1.500 MHz
- > GHMT Cat.7<sub>A</sub> PVP certified
- > applicable standards: EN 50173-1, ISO/IEC 11801, EN 50288-9-1 and IEC 61156-5
- > cable sheath: LSHF-FR (LSOH-FR)

P/N	FIRE BEHAVIOUR	DRUM / RING	CABLE STRUCTURE
1308427B34141	Class D <sub>ca</sub>	500 m	simplex
1308427B34142	Class D <sub>ca</sub>	1.000 m	simplex
1308427B34143	Class D <sub>ca</sub>	500 m	duplex
1308427B34145	Class D <sub>ca</sub>	100 m	simplex



## Cables and wires

### Installation cables fiber optic

#### Universal cable



- > universal fiber optic indoor / outdoor cable with central or wrapped multi-fiber loose buffer
- > bend-resistant fibers
- > UV-resistant, metal-free, longitudinally watertight, guaranteed tensile strength and rodent-repellent
- > cable sheath: LSHF
- > cable structure: filled multi-fiber loose buffers
- > cable diameter with central multi-fiber loose buffer diam. 7.3 mm with 2-24 fibers
- > cable diameter with wrapped multi-fiber loose buffer diam. 11.5 mm
- > strain relief: Longitudinal watertight winding, glass roving elements
- > with wrapped multi-fiber loose buffers: multi-fiber loose buffers grouped by diam. 2.5 mm bar made of fiber optic reinforced plastic
- > suitable for pipe installation or direct buried installation in a suitable sand bed
- > applicable standards: EN 50173-1, ISO 11801 2nd edition, IEC 60794-1, EN 187000
- > fire behavior: Class E<sub>ca</sub> (classification according to EN 13501-6)
- > all available variants can be created using the configurator

P/N	COLOR	CABLE ABBREVIATION	DESIGN/FIBER TYPE
150U0049E120M	yellow	U-DQ(ZN)BH	1 x 4 OS2
150U0089E120M	yellow	U-DQ(ZN)BH	1 x 8 OS2
150U0129E120M	yellow	U-DQ(ZN)BH	1 x 12 OS2
150U0249E240M	yellow	U-DQ(ZN)BH	1 x 24 OS2
150U0489E120M	yellow	U-DQ(ZN)BH	4 x 12 OS2
150U0048E120M	lime green	U-DQ(ZN)BH	1 x 4 OM5
150U0088E120M	lime green	U-DQ(ZN)BH	1 x 8 OM5
150U0128E120M	lime green	U-DQ(ZN)BH	1 x 12 OM5
150U0248E240M	lime green	U-DQ(ZN)BH	1 x 24 OM5
150U0047E120M	heather violet	U-DQ(ZN)BH	1 x 4 OM4
150U0087E120M	heather violet	U-DQ(ZN)BH	1 x 8 OM4
150U0127E120M	heather violet	U-DQ(ZN)BH	1 x 12 OM4
150U0247E240M	heather violet	U-DQ(ZN)BH	1 x 24 OM4
150U0487E120M	heather violet	U-DQ(ZN)BH	4 x 12 OM4
150U0045E120M	aqua	U-DQ(ZN)BH	1 x 4 OM3
150U0085E120M	aqua	U-DQ(ZN)BH	1 x 8 OM3
150U0125E120M	aqua	U-DQ(ZN)BH	1 x 12 OM3
150U0245E240M	aqua	U-DQ(ZN)BH	1 x 24 OM3
150U0485E120M	aqua	U-DQ(ZN)BH	4 x 12 OM3

#### Outdoor cables

OM3

OM4

OS2



- > OpDAT outdoor cable
- > installation cable A-DQ(ZN)B2Y
- > outdoor cable with central multi-fiber loose buffer (up to 24 fibers) or wrapped multi-fiber loose buffer (48 fibers)
- > cable structure: filled multi-fiber loose buffer
- > cable diameter for filled multi-fiber loose buffer (up to 24 fibers): diam. 6.7 mm
- > cable diameter with wrapped multi-fiber loose buffer diam. 11.0 mm
- > with wrapped multi-fiber loose buffers: multi-fiber loose buffers grouped by diam. 2.5 mm bar made of fiber optic reinforced plastic
- > bend-resistant fibers
- > UV-resistant, metal-free, longitudinally watertight, guaranteed tensile strength and rodent-repellent
- > cable sheath: LLDPE
- > strain relief: Longitudinal watertight winding, glass roving elements
- > cable for direct buried installation and installation in pipe
- > applicable standards: ISO 11801-1, EN50173-1:2002, IEC 60794-1
- > all available variants can be created using the configurator


P/N	COLOR	CABLE ABBREVIATION	DESIGN/FIBER TYPE
150A00490120M	black	A-DQ(ZN)B2Y	1 x 4 OS2
150A01290120M	black	A-DQ(ZN)B2Y	1 x 12 OS2
150A02490240M	black	A-DQ(ZN)B2Y	1 x 24 OS2
150A04890120M	black	A-DQ(ZN)B2Y	4 x 12 OS2
150A00470120M	black	A-DQ(ZN)B2Y	1 x 4 OM4
150A01270120M	black	A-DQ(ZN)B2Y	1 x 12 OM4
150A02470240M	black	A-DQ(ZN)B2Y	1 x 24 OM4
150A00450120M	black	A-DQ(ZN)B2Y	1 x 4 OM3
150A01250120M	black	A-DQ(ZN)B2Y	1 x 12 OM3
150A02450240M	black	A-DQ(ZN)B2Y	1 x 24 OM3



# Cables and wires

Installation cables fiber optic

## Breakout cable



- > breakout cable for direct connector assembly for indoor and outdoor areas
- > bend-resistant fibers
- > cable sheath: LSHF-FR
- > UV resistant, metal-free, longitudinally watertight
- > cable structure: multiple cables with separate strain relief under one outer sheath
- > strain relief: aramid
- > applicable standards: EN 50173-1, ISO 11801 2nd edition, IEC 60794-2, IEC 60794-2-10, EN 187000
- > fire behavior: Class D<sub>ca</sub> s1 d1 a1 according to EN 50399 (classification according to EN 13501-6)
- > all available variants can be created using the configurator

P/N	COLOR	CABLE ABBREVIATION	DESIGN/FIBER TYPE
150B0029D010M	yellow	I-V(ZN)HH	2 x 1 OS2
150B0049D010M	yellow	I-V(ZN)HH	4 x 1 OS2
150B0089D010M	yellow	I-V(ZN)HH	8 x 1 OS2
150B0129D010M	yellow	I-V(ZN)HH	12 x 1 OS2
150B0249D010M	yellow	I-V(ZN)HH	24 x 1 OS2
150B0048D010M	lime green	I-V(ZN)HH	4 x 1 OM5
150B0088D010M	lime green	I-V(ZN)HH	8 x 1 OM5
150B0128D010M	lime green	I-V(ZN)HH	12 x 1 OM5
150B0027D010M	heather violet	I-V(ZN)HH	2 x 1 OM4
150B0047D010M	heather violet	I-V(ZN)HH	4 x 1 OM4
150B0087D010M	heather violet	I-V(ZN)HH	8 x 1 OM4
150B0127D010M	heather violet	I-V(ZN)HH	12 x 1 OM4
150B0247D010M	heather violet	I-V(ZN)HH	24 x 1 OM4
150B0025D010M	aqua	I-V(ZN)HH	2 x 1 OM3
150B0045D010M	aqua	I-V(ZN)HH	4 x 1 OM3
150B0085D010M	aqua	I-V(ZN)HH	8 x 1 OM3
150B0125D010M	aqua	I-V(ZN)HH	12 x 1 OM3
150B0245D010M	aqua	I-V(ZN)HH	24 x 1 OM3

## Mini-breakout cable



- > installation cable mini-breakout U-VQ(ZN)H
- > bend-resistant fibers
- > UV resistant, metal-free, water and moisture resistant
- > longitudinally watertight and suitable for operation down to -40 °C
- > cable sheath: LSHF-FR (Low smoke, halogen free- flame retardant)
- > cable structure: full core (diam. 0.9 mm) in a joint cable sheath
- > strain relief: glass roving elements
- > suitable for installation in pipes and cable ducts in indoor and outdoor areas
- > applicable standards: EN 50173-1, ISO 11801 2nd edition, IEC 60794-2, IEC 60794-2-20, EN 187000
- > fire behavior: Class D<sub>ca</sub> s1 d0 a1 according to EN 50399 (classification according to EN 13501-6)
- > all available variants can be created using the configurator

P/N	COLOR	CABLE ABBREVIATION	DESIGN/FIBER TYPE
150M0029D010M	yellow	U-VQ(ZN)H	2 x 1 OS2
150M0049D010M	yellow	U-VQ(ZN)H	4 x 1 OS2
150M0129D010M	yellow	U-VQ(ZN)H	12 x 1 OS2
150M0249D010M	yellow	U-VQ(ZN)H	24 x 1 OS2
150M0048D010M	lime green	U-VQ(ZN)H	4 x 1 OM5
150M0128D010M	lime green	U-VQ(ZN)H	12 x 1 OM5
150M0248D010M	lime green	U-VQ(ZN)H	24 x 1 OM5
150M0047D010M	heather violet	U-VQ(ZN)H	4 x 1 OM4
150M0127D010M	heather violet	U-VQ(ZN)H	12 x 1 OM4
150M0247D010M	heather violet	U-VQ(ZN)H	24 x 1 OM4
150M0045D010M	aqua	U-VQ(ZN)H	4 x 1 OM3
150M0125D010M	aqua	U-VQ(ZN)H	12 x 1 OM3
150M0245D010M	aqua	U-VQ(ZN)H	24 x 1 OM3





## Cables and wires

### Installation cables fiber optic

#### Mini breakout cable compact



- > compact mini breakout cable for indoor applications
- > for horizontal and backbone cabling
- > single mode fiber OS2, SM9/125  $\mu\text{m}$ , resistant to bending according to IEC 60793-2-50 Type B.1.3 and B6\_a, compatible with ITU-T G.652.D
- > with 4 color semi-tight buffered fibers (diam. 0.9 mm) and aramid yarn for strain relief
- > cable sheath halogen-free with low smoke development and self-extinguishing, LSHF (low smoke, halogen free)
- > exterior diameter: 4.5 mm
- > color: white
- > applicable standards: IEC 60794-2-20
- > fire behavior: Class D<sub>ca</sub> s1a d0 a1 according to EN 50399 (classification according to EN 13501-6)
- > all available variants can be created using the configurator

P/N	COLOR	CABLE ABBREVIATION	DESIGN/FIBER TYPE
150C0049D010M	white	I-VH	4 x 1 OS2

#### OpDAT FITH cable



- > FITH cable for indoor applications
- > for horizontal and backbone cabling
- > single mode fiber OS2, SM9/125  $\mu\text{m}$ , resistant to bending according to IEC 60793-2-50 Type B6\_a, ITU G.657.A compatible with ITU-T G.652.D
- > with 4 color fibers incl. primary coating (diam. 0.25 mm) and aramid yarn for strain relief
- > cable sheath halogen-free with low smoke development and self-extinguishing, LSHF (low smoke, halogen free)
- > exterior diameter: 2.3 mm
- > color: white
- > applicable standards: IEC 60794-2-20
- > fire behavior: Class B2<sub>ca</sub> s1a d0 a1 according to EN 50399 (classification according to EN 13501-6)
- > all available variants can be created using the configurator

P/N	COLOR	CABLE ABBREVIATION	DESIGN/FIBER TYPE
150F0049B040M	white	I-MH(ZN)H	1 x 4 OS2

#### Industrial cables



- > duplex cable with high abrasion and chemical resistance for connection cables or patch cords
- > laser-optimized fibers resistant to bending (not in OM2)
- > UV, oil, ozone and water resistant
- > cable sheath: TPE-U (polyurethane)
- > cable structure: two individual cables with strain relief elements wrapped under a joint outer sheath
- > strain relief: aramid
- > applicable standards: EN 50173-1, ISO 11801 2nd edition, ASTM-Oil no. 2 (according to ISO 1817), DIN VDE 0473, part 811-2-1UV, DIN VDE 0472, part 805, test type B, DIN EN ISO 4892-2, process A
- > all available variants can be created using the configurator


P/N	COLOR	CABLE ABBREVIATION	DESIGN/FIBER TYPE
150I00290010M	yellow	I-V(ZN)Y11Y	2 x 1 OS2
150I00250010M	aqua	I-V(ZN)Y11Y	2 x 1 OM3
150I00220010M	orange	I-V(ZN)Y11Y	2 x 1 OM2



## Cables and wires

### Installation cables fiber optic

#### Patch cord Fig0



- > breakout cable for direct connector assembly for indoor areas
- > bend-resistant fibers
- > cable sheath: LSHF-FR
- > UV resistant, metal-free, longitudinally watertight
- > cable structure: two 2 mm cables with separate strain relief under a joint cable sheath
- > each cable with 900  $\mu\text{m}$  full core
- > strain relief: aramid
- > applicable standards: EN 50173-1, ISO 11801 2nd edition, IEC 60794-2, IEC 60794-2-10, EN 187000
- > fire behavior: Class D<sub>ca</sub> s1 d1 a1 according to EN 50399 (classification according to EN 13501-6)
- > each for 20 m as cable ring, 50 m on cardboard reel and 100 m on cardboard reel available

P/N	COLOR	DESIGN/FIBER TYPE	LENGTH
150P2D0020M	yellow	2 x 1 OS2	20.0 m
150P2D0050M	yellow	2 x 1 OS2	50.0 m
150P2D0100M	yellow	2 x 1 OS2	100.0 m
150R2D0020M	lime green	2 x 1 OM5	20.0 m
150R2D0050M	lime green	2 x 1 OM5	50.0 m
150R2D0100M	lime green	2 x 1 OM5	100.0 m
150S2D0020M	heather violet	2 x 1 OM4	20.0 m
150S2D0050M	heather violet	2 x 1 OM4	50.0 m
150S2D0100M	heather violet	2 x 1 OM4	100.0 m
150J2D0020M	aqua	2 x 1 OM3	20.0 m
150J2D0050M	aqua	2 x 1 OM3	50.0 m
150J2D0100M	aqua	2 x 1 OM3	100.0 m

#### Patch cord Fig8



- > duplex cable for direct connector assembly for indoor areas
- > bend-resistant fibers
- > cable sheath: LSHF-FR
- > UV resistant, metal-free, longitudinally watertight
- > cable structure: two 2 mm cables with separate strain relief
- > each cable with 900  $\mu\text{m}$  full core
- > strain relief: aramid
- > applicable standards: EN 50173-1, ISO 11801 2nd edition, IEC 60794-2, IEC 60794-2-10, EN 187000
- > each for 20 m as cable ring, 50 m on cardboard reel and 100 m on cardboard reel available

P/N	COLOR	DESIGN/FIBER TYPE	LENGTH
150P100020M	yellow	2 x 1 OS2	20.0 m
150P100050M	yellow	2 x 1 OS2	50.0 m
150P100100M	yellow	2 x 1 OS2	100.0 m
150R1D0020M	lime green	2 x 1 OM5	20.0 m
150R1D0050M	lime green	2 x 1 OM5	50.0 m
150R1D0100M	lime green	2 x 1 OM5	100.0 m
150S100020M	heather violet	2 x 1 OM4	20.0 m
150S100050M	heather violet	2 x 1 OM4	50.0 m
150S100100M	heather violet	2 x 1 OM4	100.0 m
150J1D0020M	aqua	2 x 1 OM3	20.0 m
150J1D0050M	aqua	2 x 1 OM3	50.0 m
150J1D0100M	aqua	2 x 1 OM3	100.0 m



## Cables and wires

### Installation cables fiber optic

#### Patch cord SM FITH



- > simplex cable for direct connector assembly for indoor areas
- > bend-resistant fibers
- > cable sheath: LSHF
- > sheath color: white
- > UV resistant, metal-free, longitudinally watertight
- > cable design: diameter 2.8 mm with 900 µm full core
- > strain relief: aramid
- > applicable standards: EN 50173-1, ISO 11801 2nd edition, IEC 60794-2, IEC 60794-2-10, EN 187000
- > variants fiber type OS2: 20 m as cable ring, 50 m on cardboard reel and 100 m on cardboard reel available

P/N	COLOR	DESIGN/FIBER TYPE	LENGTH
150P700020M	white	1 x 1 OS2	20.0 m
150P700050M	white	1 x 1 OS2	50.0 m
150P700100M	white	1 x 1 OS2	100.0 m

#### Patch cord SM sx



- > simplex cable for direct connector assembly for indoor areas
- > bend-resistant fibers
- > cable sheath: LSHF
- > UV resistant, metal-free, longitudinally watertight
- > cable design: diameter 2 mm with 900 µm full core
- > strain relief: aramid
- > applicable standards: EN 50173-1, ISO 11801 2nd edition, IEC 60794-2, IEC 60794-2-10, EN 187000
- > variants fiber type OS2: 20 m as cable ring, 50 m on cardboard reel and 100 m on cardboard reel available

P/N	COLOR	DESIGN/FIBER TYPE	LENGTH
150P300020M	yellow	1 x 1 OS2	20.0 m
150P300050M	yellow	1 x 1 OS2	50.0 m
150P300100M	yellow	1 x 1 OS2	100.0 m

### Configurator – Fiber optic installation cable / by the meter

- > Outdoor cable
- > Universal cable
- > Mini breakout cable
- > Mini breakout cable compact
- > FITH cable
- > Breakout cable
- > Industrial cable




[www.metz-connect.com/  
configurator-fiber-optic-by-the-meter](http://www.metz-connect.com/configurator-fiber-optic-by-the-meter)



## Cables and wires

### Patch cords RJ45

#### Patch cord Cat.6<sub>A</sub> AWG 26



##### General data

- > RJ45 patch cords
- > cable design: S/FTP
- > suitable for: VoIP, IoT, M2M, Industry 4.0, multimedia, broadband video (HDMI-, 4K HDR over Ethernet)

##### Transmission-related properties

- > Category (ISO): 6<sub>A</sub>
- > Class (ISO/IEC): E<sub>A</sub>
- > remote Powering: PoE, PoE plus, UPoE
- > transmission speed: up to 10 GBit IEEE 802.3an

##### Materials and material properties

- > wire cross section: AWG 26/7
- > cable sheath diameter: 6.2 mm
- > halogen-free: yes
- > strain relief bushing: extruded
- > bending radius: 24.8 mm
- > cable sheath material: LSHF (LSOH)

##### Ambient conditions

- > temperature operation: (-20 °C to +60 °C)

##### Certifications/approvals GHMT PVP

- > CE
- > RoHS conforming

##### Cable configurator: yes

- > standard lengths (m): 1, 2, 3, 5, 10, 20

##### Order number code

###### XX = length

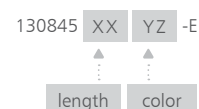
03 = 0.3 m	50 = 5.0 m	A9 = 19.0 m
05 = 0.5 m	70 = 7.0 m	B0 = 20.0 m
10 = 1.0 m	95 = 9.5 m	B5 = 25.0 m
20 = 2.0 m	A0 = 10.0 m	C9 = 39.0 m
30 = 3.0 m	A5 = 15.0 m	

###### Y = bushing color

0 = black	6 = red
3 = gray	7 = yellow
4 = blue	8 = white
5 = green	

###### Z = cable color

0 = black	5 = green
1 = orange	6 = red
2 = heather violet	7 = yellow
3 = gray	8 = white
4 = blue	9 = blue violet



All available variants are shown in our configurator  
[www.metz-connect.com/configurator-rj45-patch-cords](http://www.metz-connect.com/configurator-rj45-patch-cords)



#### Patch cords Cat.6 Ultraflex500

#### VoIP AWG 26



##### General data

- > RJ45 patch cords
- > cable design: S/FTP
- > suitable for: VoIP, IoT, M2M, Industry 4.0, multimedia, broadband video (HDMI-, 4K HDR over Ethernet)

##### Transmission-related properties

- > Category (ISO): 6
- > Class (ISO/IEC): E<sub>A</sub>
- > remote Powering: PoE, PoE plus, UPoE
- > transmission speed: up to 10 GBit IEEE 802.3an

##### Materials and material properties

- > wire cross section: AWG 26/7
- > cable sheath diameter: 6 mm
- > halogen-free: yes
- > strain relief bushing: extruded
- > bending radius: 10 mm
- > cable sheath material: LSHF (LSOH)

##### Ambient conditions

- > temperature operation: -40 °C to +70 °C

##### Certifications/approvals

- > CE
- > RoHS: conforming

##### Cable configurator: yes

- > standard lengths (m): 1, 2, 3, 5, 10, 20

##### Order number code

###### XX = Length

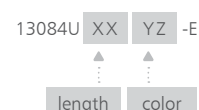
03 = 0.3 m	50 = 5.0 m	A9 = 19.0 m
05 = 0.5 m	70 = 7.0 m	B0 = 20.0 m
10 = 1.0 m	95 = 9.5 m	B5 = 25.0 m
20 = 2.0 m	A0 = 10.0 m	C9 = 39.0 m
30 = 3.0 m	A5 = 15.0 m	

###### Y = bushing color

0 = black	0 = black
3 = gray	3 = gray
8 = white	8 = white

###### Z = cable color

0 = black	0 = black
3 = gray	3 = gray
8 = white	8 = white



All available variants are shown in our configurator  
[www.metz-connect.com/configurator-rj45-patch-cords](http://www.metz-connect.com/configurator-rj45-patch-cords)





## Cables and wires

### Patch cords RJ45

#### Patch cord 6kV Flex500 Outdoor AWG24 PUR S/UTP



##### General data

- > RJ45 patch cords
- > cable structure: S/UTP
- > suitable for: IoT, M2M, Industry 4.0, multimedia, movable applications, outdoor applications (IP camera), (6KV surge voltage testing according to DIN EN 60664-1) when installed in meter stations and electrical distributors

##### Transmission-related properties

- > Category (ISO): 5e
- > Class (ISO/IEC): E<sub>A</sub> Channel-Link according to ISO/IEC 11801-1, DIN EN 50173-1
- > remote Powering: PoE, PoE plus, UPoE
- > transmission speed: up to 10 GBit IEEE 802.3an

##### Materials and material properties

- > wire cross section: AWG 24/7
- > cable sheath diameter: 8 mm
- > halogen-free: yes
- > strain relief bushing: extruded
- > bending radius: 40 mm
- > cable sheath material: PUR LSHF (FRNC)
- > drag chain capable: yes

##### Ambient conditions

- > resistant to: oil, UV
- > temperature operation: -40 °C to +70 °C

##### Certifications/approvals

- > CE
- > RoHS: conforming

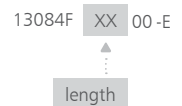
##### Cable configurator: yes

- > standard lengths (m): 1, 2, 3, 5, 10, 20

##### Order number code

##### XX = length

03 = 0.3 m	50 = 5.0 m	A9 = 19.0 m
05 = 0.5 m	70 = 7.0 m	B0 = 20.0 m
10 = 1.0 m	95 = 9.5 m	B5 = 25.0 m
20 = 2.0 m	A0 = 10.0 m	C9 = 39.0 m
30 = 3.0 m	A5 = 15.0 m	



##### Bushing color and cable color

- = always black

All available variants are shown in our configurator  
[www.metz-connect.com/configurator-rj45-patch-cords](http://www.metz-connect.com/configurator-rj45-patch-cords)



#### Patch cord 25G AWG 26



##### General data

- > RJ45 patch cords
- > cable design: S/FTP
- > suitable for: VoIP, IoT, M2M, Industry 4.0, multimedia, broadband video (HDMI-, 4K HDR over Ethernet)

##### Transmission-related properties

- > Category (ISO): 6<sub>A</sub>
- > Class (ISO/IEC): E<sub>A</sub>
- > remote Powering: PoE, PoE plus, UPoE
- > transmission speed: up to 25 GBit IEEE 802.3bq

##### Materials and material properties

- > wire cross section: AWG 26/7
- > cable sheath diameter: 6.2 mm
- > halogen-free: yes
- > strain relief bushing: extruded
- > bending radius: 24.8 mm
- > cable sheath material: LSHF (LSOH)

##### Ambient conditions

- > temperature operation: -20 °C to +60 °C

##### Certifications/approvals GHMT Type Approval

- > CE
- > RoHS: conforming

##### Cable configurator: no

- > standard length: 2 m

P/N	LENGTH	SLEEVE COLOR	CABLE COLOR
13084G2033-E	2.0 m	gray	gray





# Cables and wires

## Patch cords RJ45

### Patch cords 40G AWG 26

40G



#### General data

- > RJ45 patch cords
- > cable design: S/FTP
- > suitable for: IoT, M2M, industry 4.0, multimedia, broadband video (HDMI-, 4K HDR over Ethernet), HDBaseT

#### Transmission-related properties

- > Category (ISO): 8.1
- > Class (ISO/IEC): I
- > remote Powering: PoE, PoE plus, UPoE, 4PPoE
- > transmission speed: up to 40 GBit IEEE 802.3bq

#### Materials and material properties

- > wire cross section: AWG 26/7
- > cable sheath diameter: 6 mm
- > halogen-free: yes
- > strain relief bushing: extruded
- > bending radius: 30 mm
- > cable sheath material: LSHF (LSOH)

#### Ambient conditions

- > temperature operation: -20 °C to +60 °C

#### Certifications/approvals

- > CE
- > RoHS: conforming

#### Cable configurator: no

- > standard lengths (m): 1, 2, 3, 5

#### Order number code

##### XX = length

03 = 0.3 m	10 = 1.0 m	30 = 3.0 m
05 = 0.5 m	20 = 2.0 m	

13084H XX 77-E  
length

#### cable color

= always yellow

### E-DAT Industry patch cord RJ45



#### General data

- > industrial RJ45 patch cord
- > cable design: S/FTP
- > suitable for: Industrial Ethernet, IoT, M2M, Industry 4.0

#### Transmission-related properties

- > Category (ISO): 6
- > Class (ISO/IEC): E
- > remote Powering: PoE, PoE plus, UPoE
- > transmission speed: up to 1 GBit IEEE 802.3ab

#### Materials and material properties

- > wire cross section: AWG 26/7
- > cable sheath diameter: 5.8 mm
- > halogen-free: yes
- > strain relief bushing
- > bending radius: 17.4 mm
- > cable sheath material: PUR LSHF

#### Ambient conditions

- > resistant to: oil
- > temperature operation: -20 °C to +60 °C

#### Certifications/approvals

- > CE
- > RoHS: conforming

#### Cable configurator: yes

- > standard lengths (m): 1, 2, 3, 5, 10, 15, 20

#### Order number code

##### XX = length

03 = 0.3 m	50 = 5.0 m	A9 = 19.0 m
05 = 0.5 m	70 = 7.0 m	B0 = 20.0 m
10 = 1.0 m	95 = 9.5 m	B5 = 25.0 m
20 = 2.0 m	A0 = 10.0 m	C9 = 39.0 m
30 = 3.0 m	A5 = 15.0 m	

#### variant 1

IP67(V6) – IP67 (V6) =  
141N113K13K XX

length

#### variant 2

RJ45 IP20 – IP67(V6) =  
141N113K100 XX

length

#### variant 3

RJ45 IP20 – RJ45 IP20 =  
141N1100100 XX


length



## Cables and wires

### Patch cords RJ45

#### Patch cord Cat.6<sub>A</sub> AWG 27 cULus



##### General data

- > RJ45 patch cords
- > cable design: S/FTP
- > suitable for: VoIP, IoT, M2M, Industry 4.0, multimedia, broadband video (HDMI-, 4K HDR over Ethernet)

##### Transmission-related properties

- > Category (ISO): 6<sub>A</sub>
- > Class (ISO/IEC): E<sub>A</sub>
- > remote Powering: PoE, PoE plus, UPoE
- > transmission speed: up to 10 GBit IEEE 802.3an

##### Materials and material properties

- > wire cross section: AWG 27/7
- > cable sheath diameter: 6 mm
- > halogen-free: yes
- > strain relief bushing: extruded
- > bending radius: 30 mm
- > cable sheath material: LSHF (LSOH)

##### Ambient conditions

- > temperature operation: -20 °C to +60 °C

##### Certifications/approvals

- > DUXR.E178484, DUXR.E178484, UL 444

- > CE

- > RoHS: conforming

##### Cable configurator: yes

- > standard lengths (m): 1, 2, 3, 5, 10, 20

##### Order number code

###### XX = length

03 = 0.3 m	50 = 5.0 m	A9 = 19.0 m
05 = 0.5 m	70 = 7.0 m	B0 = 20.0 m
10 = 1.0 m	95 = 9.5 m	B5 = 25.0 m
20 = 2.0 m	A0 = 10.0 m	C9 = 39.0 m
30 = 3.0 m	A5 = 15.0 m	



###### Y = bushing color

0 = black	6 = red
3 = gray	7 = yellow
4 = blue	8 = white
5 = green	

###### Z = cable color

0 = black	6 = red
3 = gray	7 = yellow
4 = blue	8 = white
5 = green	

All available variants are shown in our configurator  
[www.metz-connect.com/configurator-rj45-patch-cords](http://www.metz-connect.com/configurator-rj45-patch-cords)



### Industry patch cord RJ45



##### General data

- > industrial RJ45 patch cord
- > cable design: S/FTP
- > suitable for: Industrial Ethernet, harsh environments, IoT, M2M, Industry 4.0

##### Transmission-related properties

- > Category (ISO): 6<sub>A</sub>
- > Class (ISO/IEC): E<sub>A</sub>
- > remote Powering: PoE, PoE plus, UPoE
- > transmission speed: up to 10 GBit IEEE 802.3an

##### Materials and material properties

- > wire cross section: AWG 26/7
- > cable sheath diameter: 6.4 mm
- > halogen-free: yes
- > strain relief bushing: extruded
- > bending radius: 24.4 mm
- > cable sheath material: PUR LSHF

##### Ambient conditions

- > resistant to: oil
- > temperature operation: -40 °C to +70 °C

##### Certifications/approvals

- > CE

- > RoHS: conforming

##### Cable configurator: no

- > standard lengths (m): 1, 3, 5, 10

142M2X55010 = 1 m	142M2X55050 = 5 m
142M2X55030 = 3 m	142M2X55100 = 10 m

Further cable lengths available upon request.



## Cables and wires

### Patch cords RJ45

#### RJ45 industrial cable



##### Properties

- > data transmission rates of up to 10 GBit/s according to ISO/IEC 11801
- > 360° full shielding
- > PUR cables are oil resistant and suitable for industrial areas
- > IP20 to IP67 solutions
- > IP67 variants are delivered with connector protection
- > delivered as cable ring or packaged in a poly bag (depending on the length)

##### Application

- > wiring in industrial areas
- > for use in harsh environments

The world of office and industrial cabling are becoming less differentiated over time.

While, in the past, Ethernet was the standard for data and voice transmission only in office buildings, Ethernet is being used more and more today for industrial applications as well. Ethernet/IP are simple and functional because they are able to combine real-time performance with the load capacity and safety of commonly available bus solutions.

However, networks do face interfering factors that can have a significant influence on transmission quality. The risk of faults due to vibrations, dirt and moisture is very high, especially at connection points.

METZ CONNECT offers a diverse selection of high-quality industrial cables with IP protected connectors. Thanks to IP67 protection, these copper data cables ensure reliable, care-free function in applications such as switch cabinets, floor distributors, machine distributors and Ethernet devices.

##### Order number key for additional versions

##### Example

141 N 1 3 1K 5 3U B3

RJ45 industrial cable 1-1 (T568B) Cat.7 S/FTP PUR 4 x 2 x AWG26/7 23 m  
RJ45 field plug insert V1 plug housing – E-DAT Industry  
field jack insert V1 flange housing AP

All available variants are shown in our configurator  
[www.metz-connect.com/configurator-rj45-patch-cords](http://www.metz-connect.com/configurator-rj45-patch-cords)



#### RJ45 Consolidation Point-Direct Attached cable



RJ45 Consolidation Point-Direct Attached cables are high-quality assembled copper data cables, assembled on both sides with RJ45 plugs that are manufactured manually and individually to the highest standards.

Thanks to a wide range of options for combining many different types of copper cables and RJ45 plugs, they are suitable for many different applications.

Assembled copper data cables facilitate a quick, easy to install point to point connection for passive and active network components. Utilize the advantages of the assembled parts to complete retrofits during ongoing operation, saving money compared to on-site installation.

##### Properties

- > different types of copper cables for 10 GBit / 25 GBit applications
- > assembled with RJ45 plugs
- > delivered as cable ring or packaged in a poly bag (depending on the length)
- > suitable for Remote Powering
- > 100 % testing

##### Application

- > cabling in primary, secondary and tertiary areas of buildings
- > data center cabling

##### Example 1

##### RJ45 Consolidation Point- Direct Attached cable

RJ45 Consolidation Point-Direct Attached cable 1-1 (T568B)  
MC GC1300 pro22 Cat.7<sub>A</sub> S/FTP 4P LSHF-FR 8 m  
E-DAT modul – RJ45 ultra short plug  
P/N 141H1700W00

##### Example 2

##### RJ45 Consolidation Point- Direct Attached cable

RJ45 Consolidation Point-Direct Attached cable 1-1 (T568B)  
GC600 F1 23 Cat.6<sub>A</sub> U/FTP 4P LSHF 22 m  
open – E-DAT modul  
P/N 141D10007B2

All available variants are shown in our configurator  
[www.metz-connect.com/configurator-rj45-patch-cords](http://www.metz-connect.com/configurator-rj45-patch-cords)





## Cables and wires

### Patch cords RJ45

#### RJ45 trunk cable



#### Structured building cabling

In office environments today, most network connections are placed near work stations in raceways and in-floor outlets. In addition to technological devices with network connections, the increasing integration of shared building services like IP cameras or smart home applications is changing the horizontal network infrastructure.

These applications are no longer always connected to wall outlets or to outlets in a raceway or the floor. Increasingly, these connections are being moved to the ceiling, creating a network infrastructure with new cabling solutions.

Our RJ45 trunk cables are the right choice to create a quick and simple cabling solution allowing you to start up a CP / SCP with up to 12 braided Ethernet cables, without having to complete any on-site assembly.

#### Properties

- > different types of copper cables for 10 GBit / 25 GBit applications
- > braided from up to 12 cables, optionally with graduated fanout
- > robust cable braid – assembled with RJ45 plugs
- > supplied as a cable ring
- > suitable for Remote Powering
- > 100 % testing

#### Application

- > building backbone (building floor cabling)
- > data center cabling
- > cabling in tertiary areas (digital ceiling)
- > office cabling

#### Order number key for additional versions

##### Example 1: trunk cable

141 **H** **D** **7** **30** **7** **30** **A5**

RJ45 trunk cable 6 x MC GC1300 pro22 Cat.7<sub>A</sub>  
S/FTP 4P LSHF-FR 15 m, E-DAT modul fanout 30 cm –  
E-DAT modul graduated fanout 50 cm

#### Order number key for additional versions

##### Example 2: trunk cable

141 **F** **B** **8** **70** **8** **30** **A5**

RJ45 trunk cable 2 x GC1000plus23 Cat.7 S/FTP 4P LSHF 6 m  
C<sub>6</sub>modul 180° fanout 70 cm – C<sub>6</sub>modul 180° fanout 30 cm

All available variants are shown in our configurator  
[www.metz-connect.com/configurator-rj45-patch-cords](http://www.metz-connect.com/configurator-rj45-patch-cords)



## Cables and wires

### MPO/MTP® cable assembly



#### OpDAT MTP® patch cord OS2



- > patch cord with 8 or 12 fibers, pre-assembled on both sides with MTP® connectors
- > housing color: yellow
- > cable sheath color: yellow
- > the SM-Elite® ferrules used always have an angled polishing (APC)
- > female connectors standard (without pins) variants with male connectors (with pins) are available
- > polarity A or B is available for the assignment variants
- > suitable for transmission, e.g. of 10, 40 or 100 GBit/s (depending on the transceiver technology)
- > cable with aramid yarn, suitable for indoor applications.  
Available in diameters of 2.0 mm and 3.0 mm, UV-stabilized, flame retardant and halogen-free
- > fiber type: single mode fibers, E9 / 125 μm, OS2 (IEC 11801), IEC 60793-2-50 B.1.3 and B.6\_a, resistant to bending according to ITU-T G.657.A1, compatible with ITU-T G.652.D
- > GHMT-certified also available
- > 100 % tested for insertion loss, return loss and face geometry
- > all patch cords with serial number, bar code and measurement protocol
- > all available variants can be created using the MTP® configurator
- > MTP® is a registered trademark of US Conec Ltd., USA

P/N	CABLE	CONNECTORS
151PD8F8F0XXY	8 x OS2, diam. 2.0 mm	MTP8-F / MTP8-F
151PC8F8F0XXY	8 x OS2, diam. 3.0 mm	MTP8-F / MTP8-F
151PATFTF0XXY	12 x OS2, diam. 2.0 mm	MTP12-F / MTP12-F
151PBTFTF0XXY	12 x OS2, diam. 3.0 mm	MTP12-F / MTP12-F



## Cables and wires

### MPO/MTP® cable assembly

#### OpDAT MTP® patch cord OM5



- > patch cord with 8 or 12 fibers, pre-assembled on both sides with MTP® connectors
- > housing color: lime green
- > cable sheath color: lime green
- > female connectors (without pins) by default.  
Variants with male connectors (with pins) are available
- > polarity A or B is available for the assignment variants
- > suitable for transmission, e.g. of 10, 40 or 100 GBit/s (depending on the transceiver technology)
- > cable with aramid yarn, suitable for indoor applications.  
Available in diameters of 2.0 mm and 3.0 mm, UV-stabilized, flame retardant and halogen-free
- > fiber type: multimode fibers resistant to bending, G50 / 125  $\mu$ m, OM5 (IEC 11801), IEC 60793-2-10 A1a.4, ITU-T G.651.1
- > 100 % tested for insertion loss, return loss and face geometry
- > all patch cords with serial number, bar code and measurement protocol
- > all available variants can be created using the MTP® configurator
- > MTP® is a registered trademark of US Conec Ltd., USA

P/N	CABLE	CONNECTORS
151RD8F8F0XXY	8 x OM5, diam. 2.0 mm	MTP8-F / MTP8-F
151RC8F8F0XXY	8 x OM5, diam. 3.0 mm	MTP8-F / MTP8-F
151RATFTF0XXY	12 x OM5, diam. 2.0 mm	MTP12-F / MTP12-F
151RBTFTF0XXY	12 x OM5, diam. 3.0 mm	MTP12-F / MTP12-F

#### OpDAT MTP® patch cord OM4



- > patch cord with 8 or 12 fibers, pre-assembled on both sides with MTP® connectors
- > housing color: heather violet
- > cable sheath color: heather violet
- > female connectors (without pins) by default.  
Variants with male connectors (with pins) are available
- > polarity A or B is available for the assignment variants
- > suitable for transmission, e.g. of 10, 40 or 100 GBit/s (depending on the transceiver technology)
- > cable with aramid yarn, suitable for indoor applications.  
Available in diameters of 2.0 mm and 3.0 mm, UV-stabilized, flame retardant and halogen-free
- > fiber type: multi-mode fibers resistant to bending, G50 / 125  $\mu$ m, OM4 (IEC 11801), IEC 60793-2-10 A1a.3, ITU-T G.651.1
- > GHMT-certified also available
- > 100 % tested for insertion loss, return loss and face geometry
- > all patch cords with serial number, bar code and measurement protocol
- > all available variants can be created using the MTP® configurator
- > MTP® is a registered trademark of US Conec Ltd., USA

P/N	CABLE	CONNECTORS
151SD8F8F0XXY	8 x OM4, diam. 2.0 mm	MTP8-F / MTP8-F
151SC8F8F0XXY	8 x OM4, diam. 3.0 mm	MTP8-F / MTP8-F
151SATFTF0XXY	12 x OM4, diam. 2.0 mm	MTP12-F / MTP12-F
151SBTFTF0XXY	12 x OM4, diam. 3.0 mm	MTP12-F / MTP12-F

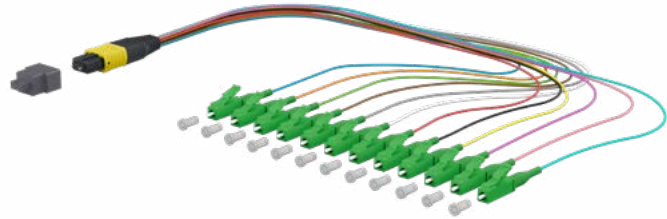




## Cables and wires

### MPO/MTP® cable assembly


#### OpDAT fanout buffer OS2



- > fanout buffer with 8 or 12 OS2 fibers, assembled with an MPO / MTP® connector and 8 or 12 simplex connectors (LC, SC, E2000). Length 0.3 m
- > male connectors (with pins) by default.  
Variants with female connectors (without pins) are available
- > polarity A is available for the assignment variants
- > suitable for transmission, e.g. of 100 GBit/s (depending on the transceiver technology)
- > core diameter: 0.9 mm, color-coded according to TIA/EIA 598
- > fiber type: single mode fibers, E9 / 125 µm, OS2 (IEC 11801), IEC 60793-2-50 B.1.3 and B.6\_a, resistant to bending according to ITU-T G657.A1, compatible with ITU-T G.652.D
- > GHMT-certified also available
- > 100 % tested for insertion loss, return loss and face geometry
- > all fanouts with serial number, bar code and measurement protocol
- > all available variants can be created using the MTP® configurator
- > MTP® is a registered trademark of US Conec Ltd., USA

P/N	CABLE	CONNECTORS
151P48MJO003A	8 x OS2, diam. 0.9 mm	MTP8-M / 8 x LC-S
151P48MJA003A	8 x OS2, diam. 0.9 mm	MTP8-M / 8 x LC APC-S
151P48MMO003A	8 x OS2, diam. 0.9 mm	MTP8-M / 8 x E2000-S
151P48MMA003A	8 x OS2, diam. 0.9 mm	MTP8-M / 8 x E2000 APC-S
151P5TMJO003A	12 x OS2, diam. 0.9 mm	MTP12-M / 12 x LC-S
151P5TMJA003A	12 x OS2, diam. 0.9 mm	MTP12-M / 12 x LC APC-S
151P5TMMO003A	12 x OS2, diam. 0.9 mm	MTP12-M / 12 x E2000-S
151P5TMMA003A	12 x OS2, diam. 0.9 mm	MTP12-M / 12 x E2000 APC-S

#### OpDAT fanout buffer OM5



- > fanout buffer with 8 or 12 OM5 fibers, assembled with an MPO / MTP® connector and 8 or 12 simplex connectors (LC, SC, E2000). Length 0.3 m
- > male connectors (with pins) by default.  
Variants with female connectors (without pins) are available
- > polarity A is available for the assignment variants
- > suitable for transmission, e.g. of 100 GBit/s (depending on the transceiver technology)
- > core diameter: 0.9 mm, color-coded according to TIA/EIA 598
- > fiber type: multimode fibers resistant to bending, G50 / 125 µm, OM5 (IEC 11801), IEC 60793-2-10 A1a.4, ITU-T G.651.1
- > 100 % tested for insertion loss, return loss and face geometry
- > all fanouts with serial number, bar code and measurement protocol
- > all available variants can be created using the MTP® configurator
- > MTP® is a registered trademark of US Conec Ltd., USA

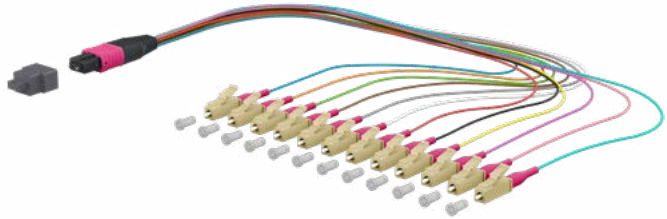
P/N	CABLE	CONNECTORS
151R48MJO003A	8 x OM5, diam. 0.9 mm	MTP8-M / 8 x LC-S
151R48MMO003A	8 x OM5, diam. 0.9 mm	MTP8-M / 8 x E2000-S
151R5TMJO003A	12 x OM5, diam. 0.9 mm	MTP12-M / 12 x LC-S
151R5TMMO003A	12 x OM5, diam. 0.9 mm	MTP12-M / 12 x E2000-S

# Cables and wires

MPO/MTP® cable assembly



## OpDAT fanout buffer OM4



- > fanout buffer with 8 or 12 OM4 fibers, assembled with an MPO / MTP® connector and 8 or 12 simplex connectors (LC, SC, E2000). Length 0.3 m
- > male connectors (with pins) by default.  
Variants with female connectors (without pins) are available
- > polarity A is available for the assignment variants
- > suitable for transmission, e.g. of 100 GBit/s (depending on the transceiver technology)
- > core diameter: 0.9 mm, color-coded according to TIA/EIA 598
- > fiber type: multi-mode fibers resistant to bending, G50 / 125 µm, OM4 (IEC 11801), IEC 60793-2-10 A1a.3, ITU-T G.651.1
- > 100 % tested for insertion loss, return loss and face geometry
- > all fanouts with serial number, bar code and measurement protocol
- > all available variants can be created using the MTP® configurator
- > MTP® is a registered trademark of US Conec Ltd., USA

P/N	CABLE	CONNECTORS
151S48MJO003A	8 x OM4, diam. 0.9 mm	MTP8-M / 8 x LC-S
151S48MMO003A	8 x OM4, diam. 0.9 mm	MTP8-M / 8 x E2000-S
151S5TMJO003A	12 x OM4, diam. 0.9 mm	MTP12-M / 12 x LC-S
151S5TMMO003A	12 x OM4, diam. 0.9 mm	MTP12-M / 12 x E2000-S

## Configurator – MPO/MTP® patch cord and buffer fanout

- > MPO/MTP® patch cord
- > MPO/MTP® buffer fanout




[www.metz-connect.com/  
configurator-mpo-mtp-patch-cords](http://www.metz-connect.com/configurator-mpo-mtp-patch-cords)



## Cables and wires

### MPO/MTP® cable assembly

#### OpDAT fanout cable



- > fanout cables with 8 or 12 fibers, pre-assembled with an MTP®-connector and 4 or 6 duplex connectors (LC, SC, E2000)
- > available with fiber type OS2, OM5, OM4 and OM3
- > cable with aramid yarn, suitable for indoor applications. Available in diameters of 3.0 mm and 4.5 mm UV-stabilized, flame retardant and halogen-free
- > plastic divider as transition to fanout, consisting of individual cables with diam. 2 mm, length 0.7 m
- > polarity A or B is available for the assignment variants
- > for patching we recommend using the 3.0 mm cable together with a female connector (without pins)
- > for a trunk cable we recommend using the 4.5 mm cable together with a male connector (without pins). A pulling aid incl. mounting set is an available option on the MTP® side
- > 100 % tested for insertion loss, return loss and face geometry
- > all fanouts with serial number, bar code and measurement protocol
- > all available variants can be created using the MTP® configurator
- > MTP® is a registered trademark of US Conec Ltd., USA

P/N	CABLE	CONNECTORS
152SD8FJOXYZZ	8 x OM4, diam. 4.5 mm	MTP8-F / 4 x LC-D
152SC8FMOXYZZ	8 x OM4, diam. 3.0 mm	MTP8-F / 4 x E2000-D
152SPTFJOXYZZ	12 x OM4, diam. 4.5 mm	MTP12-F / 6 x LC-D
152SBTFMOXYZZ	12 x OM4, diam. 3.0 mm	MTP12-F / 6 x E2000-D

#### OpDAT trunk cable with breakout cable



- > trunk cable with 8 to 72 fibers, pre-assembled on both sides with MTP® connectors
- > available with fiber type OS2, OM5, OM4 and OM3
- > breakout cable with aramid yarn, suitable for indoor applications. Diameters of 4.5 mm to 9.6 mm available. UV-stabilized, flame resistant and halogen-free.
- > fanout cable, consisting of individual cables of diam. 2 mm. length of 0.7 m or cascaded when using a pulling aid
- > various fanout protectors are an option on one or both sides
- > polarity A or B is available for the assignment variants
- > 100 % tested for insertion loss, return loss and face geometry
- > all fanouts with serial number, bar code and measurement protocol
- > all available variants can be created using the MTP® configurator
- > MTP® is a registered trademark of US Conec Ltd., USA

P/N	CABLE	CONNECTORS
152PPTMTMXYYZZ	12 x OS2, diam. 4.5 mm	1 x MTP12-M / 1 x MTP12-M
152PSTMTMXYYZZ	24 x OS2, diam. 9.0 mm	2 x MTP12-M / 2 x MTP12-M
152PTTMTMXYYZZ	48 x OS2, diam. 9.0 mm	4 x MTP12-M / 4 x MTP12-M
152PRTMTMXYYZZ	72 x OS2, diam. 9.6 mm	6 x MTP12-M / 6 x MTP12-M



# Cables and wires

MPO/MTP® cable assembly

## OpDAT trunk cable with universal cable



- > trunk cable with 8 to 96 fibers, pre-assembled on both sides with MTP® connectors
- > available with fiber type OS2, OM5, OM4 and OM3
- > universal cable with multi-fiber loose buffer structure, suitable for outdoor and indoor applications. Diameters of 7.3 mm to 12.8 mm available. UV-stabilized, metal-free, rodent-resistant, longitudinally watertight, flame resistant and halogen-free
- > robust aluminum cable divider as connection to the fanout. Can be secured with screws or snapped into place
- > fanout cable, consisting of individual cables of diam. 3 mm. Length of 0.7 m or cascaded when using a pulling aid
- > various fanout protectors are an option on one or both sides
- > polarity A or B is available for the assignment variants
- > 100 % tested for insertion loss, return loss and face geometry
- > all fanouts with serial number, bar code and measurement protocol
- > all available variants can be created using the MTP® configurator
- > MTP® is a registered trademark of US Conec Ltd., USA

P/N	CABLE	CONNECTORS
152PGTMTMXYZZ	24 x OS2, diam. 7.3 mm	2 x MTP12-M / 2 x MTP12-M
152PKTMTMXYZZ	48 x OS2, diam. 11.5 mm	4 x MTP12-M / 4 x MTP12-M
152PLTMTMXYZZ	72 x OS2, diam. 11.5 mm	6 x MTP12-M / 6 x MTP12-M

## Configurator – MPO/MTP® VIK – pre-assembled installation cables

- > MPO/MTP® VIK patch cord
- > MPO/MTP® VIK universal cable
- > MPO/MTP® VIK breakout cable



[www.metz-connect.com/  
configurator-mpo-mtp-pre-assembled-installation-cables](http://www.metz-connect.com/configurator-mpo-mtp-pre-assembled-installation-cables)



## Cables and wires

### Fiber optic patch cords


#### OpDAT Duplex patch cord OS2 APC



- > duplex patch cord with connectors on both sides, suitable for indoor applications
- > I-V(ZN)H2, Zipcord (figure 8) with two full cores and with aramid for strain relief
- > exterior diameter: 2.0 x 4.2 mm
- > cable sheath: yellow
- > with single mode fibers, E9/125  $\mu\text{m}$ , OS2 (IEC 11801), IEC 60793-2-50 B.6\_a2, resistant to bending according to ITU-T G.657.A2, compatible with ITU-T G.652.D
- > UV-stabilized, flame retardant and halogen-free according to IEC 60754-2, IEC 61034, IEC 60332-1 and IEC 60332-3-24
- > 100 % tested
- > all available variants can be created using the cable configurator

P/N	FIBER	CONNECTORS
151P1JAJXXE	OS2	LC-D APC/LC-D APC
151P1JAMAXXE	OS2	LC-D APC/E2000-D APC
151P1EAJXXE	OS2	SC-D APC/LC-D APC
151P1EAEAXXE	OS2	SC-D APC/SC-D APC
151P1MAMAXXE	OS2	E2000-D APC/E2000-D APC

#### OpDAT Duplex patch cord OS2



- > duplex patch cord with connectors on both sides, suitable for indoor applications
- > I-V(ZN)H2, Zipcord (figure 8) with two full cores and with aramid for strain relief
- > exterior diameter: 2.0 x 4.2 mm
- > cable sheath: yellow
- > with single mode fibers, E9/125  $\mu\text{m}$ , OS2 (IEC 11801), IEC 60793-2-50 B.6\_a2, resistant to bending according to ITU-T G.657.A2, compatible with ITU-T G.652.D
- > UV-stabilized, flame retardant and halogen-free according to IEC 60754-2, IEC 61034, IEC 60332-1 and IEC 60332-3-24
- > 100 % tested
- > all available variants can be created using the cable configurator

P/N	FIBER	CONNECTORS
151P1JOJXXE	OS2	LC-D/LC-D
151P1JOAOXXE	OS2	LC-D/2xST
151P1EOJXXE	OS2	SC-D/LC-D
151P1EOEOXXE	OS2	SC-D/SC-D

#### OpDAT Duplex patch cord OM5



- > duplex patch cord with connectors on both sides, suitable for indoor applications
- > I-V(ZN)H2, zipcord (figure 8) with two full cores and with aramid for strain relief
- > exterior diameter: 2.0 x 4.2 mm
- > cable sheath: lime green
- > with multi-mode fibers resistant to bending, G50 / 125  $\mu\text{m}$ , OM5 (IEC 11801), IEC 60793-2-10 A1a.4, ITU-T G.651.1
- > UV-stabilized, flame retardant and halogen-free according to IEC 60754-2, IEC 61034, IEC 60332-1 and IEC 60332-3-24
- > 100 % tested
- > all available variants can be created using the cable configurator

P/N	FIBER	CONNECTORS
151R1JOJXXE	OM5	LC-D/LC-D
151R1EOJXXE	OM5	SC-D/LC-D
151R1EOEOXXE	OM5	SC-D/SC-D

#### OpDAT Duplex patch cord OM4



- > duplex patch cord with connectors on both sides, suitable for indoor applications
- > I-V(ZN)H2, zipcord (figure 8) with two full cores and with aramid for strain relief
- > exterior diameter: 2.0 x 4.2 mm
- > cable sheath: heather violet
- > with multi-mode fibers resistant to bending, G50/125  $\mu\text{m}$ , OM4 (IEC 11801), IEC 60793-2-10 A1a.4, ITU-T G.651.1
- > UV-stabilized, flame retardant and halogen-free according to IEC 60754-2, IEC 61034, IEC 60332-1 and IEC 60332-3-24
- > 100 % tested
- > all available variants can be created using the cable configurator

P/N	FIBER	CONNECTORS
151S1JOJXXE	OM4	LC-D/LC-D
151S1JOAOXXE	OM4	LC-D/2 x ST
151S1EOJXXE	OM4	SC-D/LC-D
151S1EOEOXXE	OM4	SC-D/SC-D
151S1EOAOXXE	OM4	SC-D/2 x ST
151S1AOAOXXE	OM4	2xST/2 x ST





## Cables and wires

### Fiber optic patch cords

#### OpDAT Duplex patch cord OM3



- > duplex patch cord with connectors on both sides, suitable for indoor applications
- > I-V(ZN)H2, Zipcord (figure 8) with two full cores and with aramid for strain relief
- > exterior diameter: 2.0 x 4.2 mm
- > cable sheath: aqua
- > with multi-mode fibers resistant to bending, G50/125  $\mu$ m, OM3 (IEC 11801), IEC 60793-2-10 A1a.4, ITU-T G.651.1
- > UV-stabilized, flame retardant and halogen-free according to IEC 60754-2, IEC 61034, IEC 60332-1 and IEC 60332-3-24
- > 100 % tested
- > all available variants can be created using the cable configurator

P/N	FIBER	CONNECTORS
151J1JOJXXE	OM3	LC-D/LC-D
151J1JOAXXE	OM3	LC-D/2 x ST
151J1EOJXXE	OM3	SC-D/LC-D
151J1EOEXXE	OM3	SC-D/SC-D
151J1EOAXXE	OM3	SC-D/2 x ST
151J1AOAXXE	OM3	2 x ST/2 x ST

#### OpDAT Simplex patch cord OS2 APC



- > simplex patch cord with connectors on both sides, suitable for indoor applications
- > I-V(ZN)H1, with one full core and with aramid for strain relief
- > exterior diameter: 2.0 mm
- > cable sheath: yellow
- > with single mode fibers, E9/125  $\mu$ m, OS2 (IEC 11801), IEC 60793-2-50 B.6\_a2, resistant to bending according to ITU-T G.657.A2, compatible with ITU-T G.652.D
- > UV-stabilized, flame retardant and halogen-free according to IEC 60754-2, IEC 61034, IEC 60332-1 and IEC 60332-3-24
- > 100 % tested
- > all available variants can be created using the cable configurator

P/N	FIBER	CONNECTORS
151P3JAJXXE	OS2	LC-S APC/LC-S APC
151P3EAJXXE	OS2	SC-S APC/LC-S APC
151P3EAEAXXE	OS2	SC-S APC/SC-S APC
151P3MAMAXXE	OS2	E2000-S APC/E2000-S APC


#### OpDAT Simplex patch cord OS2 APC, FITH



- > simplex patch cord with connectors on both sides, suitable for indoor applications
- > I-V(ZN)H1, with one full core and with aramid for strain relief
- > exterior diameter: 2.8 mm
- > cable sheath: white
- > with single mode fibers, E9/125  $\mu$ m, OS2 (IEC 11801), IEC 60793-2-50 B.6\_a2, resistant to bending according to ITU-T G.657.A2, compatible with ITU-T G.652.D
- > UV-stabilized, flame retardant and halogen-free according to IEC 60754-2, IEC 61034, IEC 60332-1 and IEC 60332-3-24
- > 100 % tested
- > all available variants can be created using the cable configurator

P/N	FIBER	CONNECTORS
151P7JAJXXE	OS2	LC-S APC/LC-S APC
151P7EAJXXE	OS2	SC-S APC/LC-S APC
151P7EAEAXXE	OS2	SC-S APC/SC-S APC
151P7MAMAXXE	OS2	E2000-S APC/E2000-S APC

#### OpDAT Duplex connection cable



- > duplex connection cable with connectors on both sides, suitable for indoor applications
- > I-V(ZN)HH2 (figure 0) with two full cores, an additional outer sheath and with aramid as strain relief
- > exterior diameter: 3.0 x 5.0 mm
- > UV-stabilized, flame retardant and halogen-free according to IEC 60754-2, IEC 61034, IEC 60332-1 and IEC 60332-3-24
- > with single mode or multi-mode fibers
- > available with connector type LC, SC, E2000 and ST
- > 100 % tested
- > all available variants can be created using the cable configurator

P/N	FIBER
151X2XXXXXXX	SM and MM



## Cables and wires

### Fiber optic patch cords

#### Configurator –

#### Fiber optic patch cords and pigtails

- > Fiber optic connection cable
- > Fiber optic patch cord
- > Fiber optic pigtails



[www.metz-connect.com/  
configurator-fiberoptic-patch-cords](http://www.metz-connect.com/configurator-fiberoptic-patch-cords)



## Cables and wires

### Fiber optic industrial cables

#### Fiber optic industrial cables

- > data transmission rates of up to 10 GBit/s according to ISO/IEC 11801
- > PUR cables are oil resistant and suitable for industrial areas
- > IP20 and IP67 solutions
- > IP67 variants are delivered with connector protection
- > delivered as cable ring or packaged in a poly bag (depending on the length)
- > 100 % testing
- > all available variants can be created using the cable configurator

#### Configurator –

#### Fiber optic industrial cables

- > Fiber optic industrial patch cord IP20
- > Fiber optic industrial patch cord IP67



[www.metz-connect.com/  
configurator-fiberoptic-industrial-cable](http://www.metz-connect.com/configurator-fiberoptic-industrial-cable)

P/N

1411XXXXXXXXXX

FIBER

SM and MM



## Cables and wires

### Fiber optic pigtails

#### OpDAT Pigtail LC OS2



- > connector mounted on buffer on one side
- > LC connector according to IEC 61754-20
- > single mode fiber OS2, E9/125  $\mu\text{m}$  resistant to bending in accordance with IEC 60793-2-50 type B6\_a and G.657.A1, compatible with G.652.D
- > semi-tight buffered fiber diam. 0.9 mm, length 2.0 m, stripped to 1 m in one work step
- > color sequence in set according to IEC 60304: red, green, blue, yellow, white, gray, brown, heather violet, turquoise, black, orange, pink. Secondary and primary coatings are the same color
- > insertion loss and return loss 100 % tested.  
Testing protocol enclosed
- > all available variants can be created using the cable configurator

P/N	FIBER	COLOR	CONNECTORS
150Q1JA0020E	OS2	12 colors	LC APC
150Q1JA0020E4	OS2	4 colors	LC APC
150Q1JA0020E6	OS2	6 colors	LC APC
150Q1JA0020E8	OS2	8 colors	LC APC
150Q1JA0020S	OS2	yellow	LC APC
150Q1JO0020E	OS2	12 colors	LC
150Q1JO0020E4	OS2	4 colors	LC
150Q1JO0020E6	OS2	6 colors	LC
150Q1JO0020E8	OS2	8 colors	LC
150Q1JO0020S	OS2	yellow	LC

#### OpDAT Pigtail LC OM5



- > connector mounted on buffer on one side
- > LC connector according to IEC 61754-20
- > multi-mode fibers resistant to bending OM5, G50/125  $\mu\text{m}$ , IEC 60793-2-10 A1a.4, ITU-T G.651.1
- > semi-tight buffered fiber diam. 0.9 mm, length 2.0 m, stripped to 1 m in one work step
- > color sequence in set according to IEC 60304: red, green, blue, yellow, white, gray, brown, heather violet, turquoise, black, orange, pink. Secondary and primary coatings are the same color
- > insertion loss and return loss 100 % tested.  
Testing protocol enclosed
- > all available variants can be created using the cable configurator

P/N	FIBER	COLOR	CONNECTORS
150R1JO0020E	OM5	12 colors	LC
150R1JO0020E4	OM5	4 colors	LC
150R1JO0020E6	OM5	6 colors	LC
150R1JO0020E8	OM5	8 colors	LC
150R1JO0020S	OM5	lime green	LC

#### OpDAT Pigtail LC OM4



- > connector mounted on buffer on one side
- > LC connector according to IEC 61754-20
- > multi-mode fibers resistant to bending OM4, G50/125  $\mu\text{m}$ , IEC 60793-2-10 A1a.3, ITU-T G.651.1
- > semi-tight buffered fiber diam. 0.9 mm, length 2.0 m, stripped to 1 m in one work step
- > color sequence in set according to IEC 60304: red, green, blue, yellow, white, gray, brown, heather violet, turquoise, black, orange, pink. Secondary and primary coatings are the same color
- > insertion loss and return loss 100 % tested.  
Testing protocol enclosed
- > all available variants can be created using the cable configurator


P/N	FIBER	COLOR	CONNECTORS
150N1JO0020E	OM4	12 colors	LC
150N1JO0020E4	OM4	4 colors	LC
150N1JO0020E6	OM4	6 colors	LC
150N1JO0020E8	OM4	8 colors	LC
150N1JO0020S	OM4	heather violet	LC



## Cables and wires

### Fiber optic pigtails


#### OpDAT Pigtail LC OM3



- > connector mounted on buffer on one side
- > LC connector according to IEC 61754-20
- > multimode fibers resistant to bending OM3, G50/125  $\mu\text{m}$ , IEC 60793-2-10 A1a.2, ITU-T G.651.1
- > semi-tight buffered fiber diam. 0.9 mm, length 2.0 m, stripped to 1 m in one work step
- > color sequence in set according to IEC 60304: red, green, blue, yellow, white, gray, brown, heather violet, turquoise, black, orange, pink. Secondary and primary coatings are the same color
- > insertion loss and return loss 100 % tested. Testing protocol enclosed.
- > all available variants can be created using the cable configurator

P/N	FIBER	COLOR	CONNECTORS
150M1JO0020E	OM3	12 colors	LC
150M1JO0020E4	OM3	4 colors	LC
150M1JO0020E6	OM3	6 colors	LC
150M1JO0020E8	OM3	8 colors	LC
150M1JO0020S	OM3	aqua	LC

#### OpDAT Pigtail SC OS2



- > connector mounted on buffer on one side
- > SC connector according to IEC 61754-4
- > single mode fiber OS2, E9/125  $\mu\text{m}$  resistant to bending in accordance with IEC 60793-2-50 type B6\_a and G.657.A1, compatible with G.652.D
- > semi-tight buffered fiber diam. 0.9 mm, length 2.0 m, stripped to 1 m in one work step
- > color sequence in set according to IEC 60304: red, green, blue, yellow, white, gray, brown, heather violet, turquoise, black, orange, pink. Secondary and primary coatings are the same color
- > insertion loss and return loss 100 % tested. Testing protocol enclosed
- > all available variants can be created using the cable configurator

P/N	FIBER	COLOR	CONNECTORS
150Q1CA0020E	OS2	12 colors	SC APC
150Q1CA0020E4	OS2	4 colors	SC APC
150Q1CA0020E6	OS2	6 colors	SC APC
150Q1CA0020E8	OS2	8 colors	SC APC
150Q1CA0020S	OS2	yellow	SC APC
150Q1CO0020E	OS2	12 colors	SC
150Q1CO0020E4	OS2	4 colors	SC
150Q1CO0020E6	OS2	6 colors	SC
150Q1CO0020E8	OS2	8 colors	SC
150Q1CO0020S	OS2	yellow	SC



## Cables and wires

### Fiber optic pigtails

#### OpDAT Pigtail SC OM5



- > connector mounted on buffer on one side
- > SC connector according to IEC 61754-4
- > multi-mode fibers resistant to bending OM5, G50/125  $\mu\text{m}$ , IEC 60793-2-10 A1a.4, ITU-T G.651.1
- > semi-tight buffered fiber diam. 0.9 mm, length 2.0 m, stripped to 1 m in one work step
- > color sequence in set according to IEC 60304: red, green, blue, yellow, white, gray, brown, heather violet, turquoise, black, orange, pink. Secondary and primary coatings are the same color
- > insertion loss and return loss 100 % tested. Testing protocol enclosed.
- > all available variants can be created using the cable configurator

P/N	FIBER	COLOR	CONNECTORS
150R1CO0020E	OM5	12 colors	SC
150R1CO0020E4	OM5	4 colors	SC
150R1CO0020E6	OM5	6 colors	SC
150R1CO0020E8	OM5	8 colors	SC
150R1CO0020S	OM5	lime green	SC

#### OpDAT Pigtail SC OM4



- > connector mounted on buffer on one side
- > SC connector according to IEC 61754-4
- > multimode fibers resistant to bending OM4, G50/125  $\mu\text{m}$ , IEC 60793-2-10 A1a.3, ITU-T G.651.1
- > semi-tight buffered fiber diam. 0.9 mm, length 2.0 m, stripped to 1 m in one work step
- > color sequence in set according to IEC 60304: red, green, blue, yellow, white, gray, brown, heather violet, turquoise, black, orange, pink. Secondary and primary coatings are the same color
- > insertion loss and return loss 100 % tested. Testing protocol enclosed
- > all available variants can be created using the cable configurator

P/N	FIBER	COLOR	CONNECTORS
150N1CO0020E	OM4	12 colors	SC
150N1CO0020E4	OM4	4 colors	SC
150N1CO0020E6	OM4	6 colors	SC
150N1CO0020E8	OM4	8 colors	SC
150N1CO0020S	OM4	heather violet	SC

#### OpDAT Pigtail SC OM3



- > connector mounted on buffer on one side
- > SC connector according to IEC 61754-4
- > multimode fibers resistant to bending OM3, G50/125  $\mu\text{m}$ , IEC 60793-2-10 A1a.2, ITU-T G.651.1
- > semi-tight buffered fiber diam. 0.9 mm, length 2.0 m, stripped to 1 m in one work step
- > color sequence in set according to IEC 60304: red, green, blue, yellow, white, gray, brown, heather violet, turquoise, black, orange, pink. Secondary and primary coatings are the same color
- > insertion loss and return loss 100 % tested. Testing protocol enclosed
- > all available variants can be created using the cable configurator

P/N	FIBER	COLOR	CONNECTORS
150M1CO0020E	OM3	12 colors	SC
150M1CO0020E4	OM3	4 colors	SC
150M1CO0020E6	OM3	6 colors	SC
150M1CO0020E8	OM3	8 colors	SC
150M1CO0020S	OM3	aqua	SC






## Cables and wires

### Fiber optic pigtails

#### OpDAT Pigtail E2000 OS2



- > connector mounted on buffer on one side
- > E2000 connector according to IEC 61754-15
- > single mode fiber OS2, E9/125  $\mu\text{m}$  resistant to bending in accordance with IEC 60793-2-50 type B6\_a and G.657.A1, compatible with G.652.D
- > semi-tight buffered fiber diam. 0.9 mm, length 2.0 m, stripped to 1 m in one work step
- > color sequence in set according to IEC 60304: red, green, blue, yellow, white, gray, brown, heather violet, turquoise, black, orange, pink. Secondary and primary coatings are the same color
- > insertion loss and return loss 100 % tested.  
Testing protocol enclosed
- > all available variants can be created using the cable configurator

P/N	FIBER	COLOR	CONNECTORS
150Q1MA0020E	OS2	12 colors	E2000 APC
150Q1MA0020E4	OS2	4 colors	E2000 APC
150Q1MA0020E6	OS2	6 colors	E2000 APC
150Q1MA0020E8	OS2	8 colors	E2000 APC
150Q1MA0020S	OS2	yellow	E2000 APC
150Q1MO0020E	OS2	12 colors	E2000
150Q1MO0020E4	OS2	4 colors	E2000
150Q1MO0020E6	OS2	6 colors	E2000
150Q1MO0020E8	OS2	8 colors	E2000
150Q1MO0020S	OS2	yellow	E2000

#### OpDAT Pigtail E2000 OM4



- > connector mounted on buffer on one side
- > E2000 connector according to IEC 61754-15
- > multimode fibers resistant to bending OM4, G50/125  $\mu\text{m}$ , IEC 60793-2-10 A1a.3, ITU-T G.651.1
- > semi-tight buffered fiber diam. 0.9 mm, length 2.0 m, stripped to 1 m in one work step
- > color sequence in set according to IEC 60304: red, green, blue, yellow, white, gray, brown, heather violet, turquoise, black, orange, pink. Secondary and primary coatings are the same color
- > insertion loss and return loss 100 % tested.  
Testing protocol enclosed
- > all available variants can be created using the cable configurator

P/N	FIBER	COLOR	CONNECTORS
150N1MO0020E	OM4	12 colors	E2000

#### OpDAT Pigtail E2000 OM3



- > connector mounted on buffer on one side
- > E2000 connector according to IEC 61754-15
- > multimode fibers resistant to bending OM3, G50/125  $\mu\text{m}$ , IEC 60793-2-10 A1a.2, ITU-T G.651.1
- > semi-tight buffered fiber diam. 0.9 mm, length 2.0 m, stripped to 1 m in one work step
- > color sequence in set according to IEC 60304: red, green, blue, yellow, white, gray, brown, heather violet, turquoise, black, orange, pink. Secondary and primary coatings are the same color
- > insertion loss and return loss 100 % tested.  
Testing protocol enclosed
- > all available variants can be created using the cable configurator

P/N	FIBER	COLOR	CONNECTORS
150M1MO0020E	OM3	12 colors	E2000



## Cables and wires

### Fiber optic pigtails

#### OpDAT Pigtail ST OS2



- > connector mounted on buffer on one side
- > ST connector according to IEC 61754-2
- > single mode fiber OS2, E9/125  $\mu\text{m}$  resistant to bending in accordance with IEC 60793-2-50 type B6\_a and G.657.A1, compatible with G.652.D
- > semi-tight buffered fiber diam. 0.9 mm, length 2.0 m, stripped to 1 m in one work step
- > color sequence in set according to IEC 60304: red, green, blue, yellow, white, gray, brown, heather violet, turquoise, black, orange, pink. Secondary and primary coatings are the same color
- > insertion loss and return loss 100 % tested. Testing protocol enclosed
- > all available variants can be created using the cable configurator

P/N	FIBER	COLOR	CONNECTORS
150Q1AO0020E	OS2	12 colors	ST
150Q1AO0020E4	OS2	4 colors	ST
150Q1AO0020E6	OS2	6 colors	ST
150Q1AO0020E8	OS2	8 colors	ST
150Q1AO0020S	OS2	yellow	ST

#### OpDAT Pigtail ST OM4



- > connector mounted on buffer on one side
- > ST connector according to IEC 61754-2
- > multimode fibers resistant to bending OM4, G50/125  $\mu\text{m}$ , IEC 60793-2-10 A1a.3, ITU-T G.651.1
- > semi-tight buffered fiber diam. 0.9 mm, length 2.0 m, stripped to 1 m in one work step
- > color sequence in set according to IEC 60304: red, green, blue, yellow, white, gray, brown, heather violet, turquoise, black, orange, pink. Secondary and primary coatings are the same color
- > insertion loss and return loss 100 % tested. Testing protocol enclosed
- > all available variants can be created using the cable configurator

P/N	FIBER	COLOR	CONNECTORS
150N1AO0020E	OM4	12 colors	ST
150N1AO0020E4	OM4	4 colors	ST
150N1AO0020E6	OM4	6 colors	ST
150N1AO0020E8	OM4	8 colors	ST
150N1AO0020S	OM4	heather violet	ST

#### OpDAT Pigtail ST OM3



- > connector mounted on buffer on one side
- > ST connector according to IEC 61754-2
- > multimode fibers resistant to bending OM3, G50/125  $\mu\text{m}$ , IEC 60793-2-10 A1a.2, ITU-T G.651.1
- > semi-tight buffered fiber diam. 0.9 mm, length 2.0 m, stripped to 1 m one work step
- > color sequence in set according to IEC 60304: red, green, blue, yellow, white, gray, brown, heather violet, turquoise, black, orange, pink. Secondary and primary coatings are the same color
- > insertion loss and return loss 100 % tested. Testing protocol enclosed
- > all available variants can be created using the cable configurator

P/N	FIBER	COLOR	CONNECTORS
150M1AO0020E	OM3	12 colors	ST
150M1AO0020E4	OM3	4 colors	ST
150M1AO0020E6	OM3	6 colors	ST
150M1AO0020E8	OM3	8 colors	ST
150M1AO0020S	OM3	aqua	ST

#### Configurator –

#### Fiber optic patch cords and pigtails

- > Fiber optic connection cable
- > Fiber optic patch cord
- > Fiber optic pigtails

www.metz-connect.com/  
configurator-fiber-optic-patch-cords



## Pre-assembled fiber optic installation cables


### Overview

#### Configurator – Pre-assembled fiber optic installation cables

Pre-assembled installation cables (VIK) are fiber optic cables equipped on one or both sides with connectors which are individually manufactured by hand under the highest quality requirements at METZ CONNECT in Blumberg. In combination with universal cables, mini breakout cables (MBO), breakout cables (BO), outdoor cables or mini breakout cable compact (MBO C), they are suitable for mechanically challenging applications indoors or outdoors. VIKs are frequently used in combination with OpDAT patch panels. They allow for quick, easy to install point-to-point connections of passive and active network components. This significantly reduces installation time and costs compared to installation with splices and pigtails or cabling with individual patch cords.

All available variants are shown in our configurator [www.metz-connect.com/configurator-pre-assembled-installation-cables](http://www.metz-connect.com/configurator-pre-assembled-installation-cables)

- VIK with universal cable
- VIK with outdoor cable
- VIK with breakout cable
- VIK with mini breakout cable
- VIK with mini breakout cable compact



[www.metz-connect.com/  
configurator-pre-assembled-installation-cables](http://www.metz-connect.com/configurator-pre-assembled-installation-cables)



# Pre-assembled fiber optic installation cables

## Overview

PRODUCT NAME	PROPERTIES	APPLICATIONS
<b>VIK WITH UNIVERSAL CABLE</b> 	<ul style="list-style-type: none"> <li>&gt; robust cable fanout made of aluminum with screw-on or snap-in mount</li> <li>&gt; universal cable for indoor and outdoor areas with rodent protection</li> <li>&gt; all fiber types are resistant to bending, number of fibers from 2 to 48</li> <li>&gt; assembled with connector types LC, SC, ST, E2000 and FC</li> <li>&gt; now also available with <b>GRADE B</b> quality class connectors.</li> </ul> <p>Very low insertion loss values are achieved by selecting and processing the connector ferrules</p> <ul style="list-style-type: none"> <li>&gt; available as cable ring or on wooden spool (depending on length and cable type)</li> <li>&gt; with or without pulling aid</li> <li>&gt; 100 % testing of insertion and return loss, measurement protocol enclosed</li> </ul>	<ul style="list-style-type: none"> <li>&gt; building backbone (building floor cabling)</li> <li>&gt; campus backbone (outdoor cabling)</li> <li>&gt; data center cabling</li> <li>&gt; cabling in industrial areas</li> </ul>
<b>VIK WITH OUTDOOR CABLE</b> 	<ul style="list-style-type: none"> <li>&gt; robust cable fanout made of aluminum with screw-on or snap-in mount</li> <li>&gt; outdoor cable with rodent protection</li> <li>&gt; all fiber types are resistant to bending, number of fibers from 2 to 48</li> <li>&gt; assembled with connector types LC, SC, ST, E2000 and FC</li> <li>&gt; also available with <b>GRADE B</b> quality class connectors.</li> </ul> <p>Very low insertion loss values are achieved by selecting and processing the connector ferrules</p> <ul style="list-style-type: none"> <li>&gt; available as cable ring or on wooden spool (depending on length and cable type)</li> <li>&gt; with or without pulling aid</li> <li>&gt; 100 % testing of insertion and return loss, measurement protocol enclosed</li> </ul>	<ul style="list-style-type: none"> <li>&gt; campus backbone (outdoor cabling)</li> <li>&gt; cabling in industrial areas</li> </ul>
<b>VIK WITH BREAKOUT CABLE</b> 	<ul style="list-style-type: none"> <li>&gt; all fiber types are resistant to bending, number of fibers from 2 to 24</li> <li>&gt; now also available with <b>GRADE B</b> quality class connectors.</li> </ul> <p>Very low insertion loss values are achieved by selecting and processing the connector ferrules</p> <ul style="list-style-type: none"> <li>&gt; assembled with connector types LC, SC, ST, E2000 and FC</li> <li>&gt; available as cable ring or on wooden spool (depending on length and cable type)</li> <li>&gt; with or without pulling aid</li> <li>&gt; 100 % testing of insertion and return loss, measurement protocol enclosed</li> </ul>	<ul style="list-style-type: none"> <li>&gt; building backbone (building floor cabling)</li> <li>&gt; fiber to the desk</li> <li>&gt; data center cabling</li> </ul>
<b>VIK WITH MINI BREAKOUT CABLE</b> 	<ul style="list-style-type: none"> <li>&gt; all fiber types are resistant to bending, number of fibers from 2 to 24</li> <li>&gt; now also available with <b>GRADE B</b> quality class connectors.</li> </ul> <p>Very low insertion loss values are achieved by selecting and processing the connector ferrules</p> <ul style="list-style-type: none"> <li>&gt; assembled with connector types LC, SC, ST, E2000 and FC</li> <li>&gt; available as cable ring or on wooden spool (depending on length and cable type)</li> <li>&gt; with or without pulling aid</li> <li>&gt; 100 % testing of insertion and return loss, measurement protocol enclosed</li> </ul>	<ul style="list-style-type: none"> <li>&gt; building backbone (building floor cabling)</li> <li>&gt; fiber to the desk</li> <li>&gt; data center cabling</li> </ul>
<b>VIK WITH MINI BREAKOUT CABLE COMPACT</b> 	<ul style="list-style-type: none"> <li>&gt; fiber type: single-mode fibers resistant to bending, OS2</li> <li>&gt; assembled with connector types LC and SC</li> <li>&gt; from 1 to 4 fibers, cascaded</li> <li>&gt; also available with <b>GRADE B</b> quality class connectors.</li> </ul> <p>Very low insertion loss values are achieved by selecting and processing the connector ferrules</p> <ul style="list-style-type: none"> <li>&gt; lengths between 2 and 200 m</li> <li>&gt; bubble wrap or IP50 pulling aids are available as fanout protection</li> <li>&gt; available as cable ring or on wooden spool (depending on length)</li> <li>&gt; 100 % testing of insertion and return loss, measurement protocol enclosed</li> </ul>	<ul style="list-style-type: none"> <li>&gt; building backbone (building floor cabling)</li> <li>&gt; fiber to the desk</li> <li>&gt; fiber in the home</li> </ul>



# M12 extension/connection cables

The M12 extension/connection cable product family is divided into M12 Industrial Ethernet, D- and X-coded, as well as M12 sensor/actuator, A-coded.



## M12 Industrial Ethernet extension/connection cables, D- and X-coded

Shielded M12 Industrial Ethernet extension/connection cables for secure, industrial-level data transmission in automation and fieldbus technology. Various cable types for increased mechanical loads, such as abrasion, bending, vibration, drag chain operation and torsion, in various performance Classes Cat.5 (100 MBit/s), Cat.6<sub>A</sub> (10 GBit/s) with D- and X-coded connectors.

### Power types

- > AWG 22/19 PUR 5<sub>e</sub>
- > AWG 22/7 PUR 5<sub>e</sub>
- > AWG 24/7 PUR 6<sub>A</sub>
- > AWG 26/19 PUR 5<sub>e</sub>
- > AWG 26/19 PUR 6<sub>A</sub>
- > AWG 26/7 PUR 6<sub>A</sub>

### Interfaces

- > M12 jack
- > M12 connector
- > M12 connector angled
- > RJ45 plugs
- > free cable end



## M12 sensor/actuator extension/connection cables, A-coded

M12 sensor/actuator extension/connection cables with injection molded M12 A-coded connectors fulfill the typical requirements of the automation industry. The sensor connectors are available in various designs and with different numbers of poles. The diverse range of sensor connectors also includes 360° shielded and unshielded variants. All extension and connection cables are available in PUR and PVC cable qualities.

### Power types

- > PUR shielded/unshielded  
4, 5, 8 buffers
- > PVC shielded/unshielded  
4, 5, 8 buffers

### Interfaces

- > M12 jack
- > M12 jack angled
- > M12 connector
- > M12 connector angled
- > free cable end



You can create your cable quickly and easily online using the configurator. All part numbers and technical information is provided here.

[www.metz-connect.com/configurator-m12](http://www.metz-connect.com/configurator-m12)






[www.metz-connect.com/configurator-m12](http://www.metz-connect.com/configurator-m12)

## Notes

# Cable connectors

1	Cable connectors .....	82
---	------------------------	----



Occasionally, cables “come up short” during maintenance or system expansions, or when installing new network cabling. Replacing the entire length of the cable, however, results in extra work and added costs.

In some cases, on-site circumstances may make such an exchange impossible. Class E<sub>A</sub> and Class F<sub>A</sub> cable connectors from METZ CONNECT are the smart solution for extending or connecting data cables easily and without special tools. Thanks to the range of available variants, they can be used in different applications and even when only limited space is available. Because they fulfill Class E<sub>A</sub> or Class F<sub>A</sub> links with up to 10 GBit/s can easily be retained.

This makes the cable connector a true problem solver for almost any network infrastructure, and a basic tool that belongs in every tool box.



## Cable connectors

### Class E<sub>A</sub>

#### Cable connectors Class E<sub>A</sub>



- > highly compact Class E<sub>A</sub> cable connector suitable for field assembly, for 8-wire cables (optionally also for 4-wire cables)
- > for the connection, cable extension, repair and re-routing of copper data cables up to Cat. 8
- > robust, single-piece, reusable module housing made of die-cast zinc, finished
- > simple assembly – mounting without special tools, strain relief via snap-on clip directly on the charger
- > in conjunction with Cat. 6<sub>A</sub> or higher copper cables, Class E<sub>A</sub> is fulfilled up to 500 MHz according to ISO/IEC 11801, DIN EN 50173
- > suitable for 10 GBit Ethernet (IEEE 802.3an), Remote Powering (PoE, PoE plus, UPoE and 4PPoE), HDBaseT, SAT-IP and AV over IP

P/N	SHIELDING	CABLE FEEDING
130863-04-E	yes	180°
130863-05-E	yes	270°/90°
130863-06-E	yes	360°

### LSA

#### LSA cable connector



- > for connecting and extending data cables up to Cat. 8
- > in conjunction with Cat. 6<sub>A</sub> to Cat. 8 cables and Cat. 6<sub>A</sub> connection technology, Class E<sub>A</sub> is fulfilled according to ISO/IEC 11801
- > suitable for 10 GBit Ethernet (IEEE 802.3an), Remote Powering (PoE, PoE plus, UPoE and 4PPoE), HDBaseT, SAT-IP and AV over IP
- > connection of data cables AWG26/1 to 22/1 (single wire) to LSA connection terminals
- > cable feeding possible from one or two sides
- > cable sharing, dividing an 8-wire to two four-wire cables possible (one cable connector required on the input and one on the output side)
- > fully shielded metal housing with 2 drill holes for wall mounting (IP20 version)
- > strain relief and separate 360° shielded connection, captive
- > IP67 protection with specialized heat-shrink tube (130863-01-E)

P/N	WALL MOUNTING	IP PROTECTION
130863-E	possible	IP20
130863-01-E	not possible	IP67

### Class F<sub>A</sub>

#### Class F<sub>A</sub> cable connectors



- > Class F<sub>A</sub> cable connector suitable for field assembly, for 8-wire cables
- > for the connection, cable extension, repair and re-routing of copper data cables up to Cat. 8
- > finished die-cast zinc housing suitable for industrial applications
- > simple assembly – without special tools
- > shielded connection and strain relief
- > easy connection of data lines AWG 26/1 to 22/1 (single wire) and AWG 26/7 to 22/7 (multi-wire) to IDC type terminal blocks
- > in conjunction with Cat. 7<sub>A</sub> copper cables, Class F<sub>A</sub> is fulfilled according to ISO/IEC 11801 up to 1.000 MHz\*
- > suitable for 10 GBit Ethernet (IEEE 802.3an), Remote Powering (PoE, PoE plus and UPoE), as well as SAT-IP and AV over IP
- > IP67 protected housing in conjunction with IP67 suitable wires \*

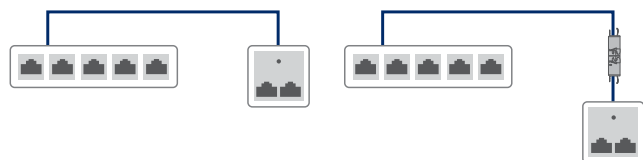
\* see data sheet

P/N	DIAMETER	LENGTH	CABLE FEEDING
130863-02-E	16.8 mm	64 mm	180°

### Application examples

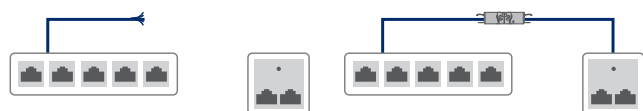
#### Moving infrastructure

such as a work station or network distributor cabinet



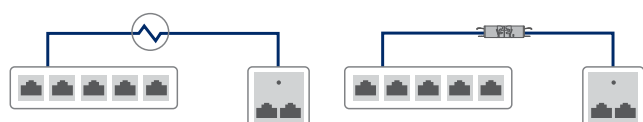
#### Cable extension

e.g., cable too short



#### Repair

e.g. defective cable



# Wall outlets



1	RJ45 .....	84
2	Fiber optic .....	86
3	Empty housings .....	90
4	Underfloor .....	93
5	IP protected wall outlets .....	96
6	Accessories .....	98



METZ CONNECT offers wall outlet solutions that guarantee the highest possible flexibility for structured cabling. Our product range includes both modular and compact wall outlets, underfloor units, as well as connections for DIN rails.



## Wall outlets

RJ45

### Wall outlet C<sub>6</sub>modul 180°



- > modular wall outlet for designing a passive network infrastructure to meet the highest quality standards
- > suitable for connecting telephones up to 10 GBit networks and for power supply with PoE with up to 90 W
- > very robust, nickel-plated, die-cast zinc module, consisting of just two parts
- > continuous quality controlling during production and independent testing laboratories with a wide range of certificates confirm the very high quality of the individual modules
- > connect without special tools, short mounting and connection time
- > easy installation and connection of data lines AWG 26/1 to 22/1 (single-wire) and AWG 26/7 to 22/7 (multi-wire) to IDC type terminal blocks
- > intelligent cable management in the charger, also suitable for highly twisted wires
- > migration to 25G systems without special tools
- > color of plastic parts pure white, RAL 9010
- > suitable for 10 GBit/s Ethernet (IEEE 802.3an), Remote Powering (PoE, PoE plus, UPoE and 4PPoE), HDBaseT, SAT-IP and AV over IP
- > GHMT Cat.6<sub>A</sub> re-embedded PVP certified
- > labeling sheet & dust protection covers on page 99

P/N	DESIGN	SUITABLE FOR STANDARD UP CASINGS
130B11D10002-E	AP 1 port equipped C <sub>6</sub> modul 180°	no
130B11D11002-E	UP 1 port equipped C <sub>6</sub> modul 180°	yes
130B11D11102-E	UPk 1 port equipped C <sub>6</sub> modul 180°	yes
130B11D11200-E	UP0 1 port equipped C <sub>6</sub> modul 180°	yes
130B11D20002-E	AP 2 port equipped C <sub>6</sub> modul 180°	no
130B11D21002-E	UP 2 port equipped C <sub>6</sub> modul 180°	no
130B11D21102-E	UPk 2 port equipped C <sub>6</sub> modul 180°	no
130B11D21200-E	UP0 2 port equipped C <sub>6</sub> modul 180°	no
130B11D30002-E	AP 3 port equipped C <sub>6</sub> modul 180°	no
130B11D31002-E	UP 3 port equipped C <sub>6</sub> modul 180°	no
130B11D31102-E	UPk 3 port equipped C <sub>6</sub> modul 180°	no
130B11D31200-E	UP0 3 port equipped C <sub>6</sub> modul 180°	no

### Wall outlet C<sub>6</sub>modul 270°



- > modular wall outlet for designing a passive network infrastructure to meet the highest quality standards
- > suitable for connecting telephones up to 10 GBit networks and for power supply with PoE with up to 90 W
- > very robust, nickel-plated, die-cast zinc module, consisting of just two parts
- > continuous quality controlling during production and independent testing laboratories with a wide range of certificates confirm the very high quality of the individual modules
- > connect without special tools, short mounting and connection time
- > easy installation and connection of data lines AWG 26/1 to 22/1 (single-wire) and AWG 26/7 to 22/7 (multi-wire) to IDC type terminal blocks
- > intelligent cable management in the charger, also suitable for highly twisted wires
- > migration to 25G systems without special tools
- > color of plastic parts pure white, RAL 9010
- > suitable for 10 GBit/s Ethernet (IEEE 802.3an), Remote Powering (PoE, PoE plus, UPoE and 4PPoE), HDBaseT, SAT-IP and AV over IP
- > GHMT Cat.6<sub>A</sub> re-embedded PVP certified
- > labeling sheet & dust protection covers on page 99

P/N	DESIGN	SUITABLE FOR STANDARD UP CASINGS
130B12D10002-E	AP 1 port equipped C <sub>6</sub> modul 270°	no
130B12D11002-E	UP 1 port equipped C <sub>6</sub> modul 270°	yes
130B12D11102-E	UPk 1 port equipped C <sub>6</sub> modul 270°	yes
130B12D11200-E	UP0 1 port equipped C <sub>6</sub> modul 270°	yes
130B12D20002-E	AP 2 port equipped C <sub>6</sub> modul 270°	no
130B12D21002-E	UP 2 port equipped C <sub>6</sub> modul 270°	yes
130B12D21102-E	UPk 2 port equipped C <sub>6</sub> modul 270°	yes
130B12D21200-E	UP0 2 port equipped C <sub>6</sub> modul 270°	yes
130B12D30002-E	AP 3 port equipped C <sub>6</sub> modul 270°	no
130B12D31002-E	UP 3 port equipped C <sub>6</sub> modul 270°	no
130B12D31102-E	UPk 3 port equipped C <sub>6</sub> modul 270°	no
130B12D31200-E	UP0 3 port equipped C <sub>6</sub> modul 270°	no





# Wall outlets

RJ45


## E-DAT modul wall outlet



- > modular wall outlet for designing a passive network infrastructure to meet the highest quality standards
- > suitable for connecting telephones up to 10 GBit networks and for power supply with PoE with up to 90 W
- > very robust, nickel-plated, die-cast zinc module, consisting of just two parts
- > continuous quality controlling during production and independent testing laboratories with a wide range of certificates confirm the very high quality of the individual modules
- > connect without special tools, short mounting and connection time
- > easy installation and connection of data lines AWG 26/1 to 22/1 (single-wire) and AWG 26/7 to 22/7 (multi-wire) to IDC type terminal blocks
- > migration to 25G systems without special tools
- > color of plastic parts pure white, RAL 9010
- > suitable for 10 GBit/s Ethernet (IEEE 802.3an), Remote Powering (PoE, PoE plus, UPoE and 4PPoE), HDBaseT, SAT-IP and AV over IP
- > GHMT Cat.6<sub>A</sub> re-embedded certified
- > labeling sheet & dust protection covers on page 99

P/N	DESIGN	SUITABLE FOR STANDARD UP CASINGS
1309110002-E	AP 1 port equipped E-DAT modul 180°	no
1309111002-E	UP 1 port equipped E-DAT modul 180°	yes
1309111102-E	UPk 1 port equipped E-DAT modul 180°	yes
1309111200-E	UP0 1 port equipped E-DAT modul 180°	yes
1309120002-E	AP 2 port equipped E-DAT modul 180°	no
1309121002-E	UP 2 port equipped E-DAT modul 180°	no
1309121102-E	UPk 2 port equipped E-DAT modul 180°	no
1309121200-E	UP0 2 port equipped E-DAT modul 180°	no
1309130002-E	AP 3 port equipped E-DAT modul 180°	no
1309131002-E	UP 3 port equipped E-DAT modul 180°	no
1309131102-E	UPk 3 port equipped E-DAT modul 180°	no
1309131200-E	UP0 3 port equipped E-DAT modul 180°	no

## LSA E-DAT C6<sub>A</sub> wall outlet



- > compact wall outlet for designing a passive network infrastructure to meet the highest quality standards
- > suitable for connecting telephones up to 10 GBit networks and for power supply with PoE with up to 90 W
- > very robust die-cast zinc wall outlet consisting of just two parts
- > continuous quality controlling during production and independent testing laboratories with a wide range of certificates confirm the very high quality of the individual modules
- > quick and simple installation with LSA installation tool
- > simple connection of data lines AWG 26/1 to 22/1 (single-wire)
- > suitable for 10 GBit/s Ethernet (IEEE 802.3an), Remote Powering (PoE, PoE plus, UPoE and 4PPoE), HDBaseT, SAT-IP and AV over IP
- > GHMT Cat.6<sub>A</sub> re-embedded certified
- > labeling sheet & dust protection covers on page 99

P/N	COLOR	DESIGN	SUITABLE FOR STANDARD FLUSH-MOUNTED CASINGS
130C370002-I	pure white RAL 9010	AP 1 port equipped	no
130C371002-I	pure white RAL 9010	UP 1 port equipped	yes
130C371102-I	pure white RAL 9010	UPk 1 port equipped	yes
130C371200-I	metallic	UP0 1 port equipped	yes
130C380002-I	pure white RAL 9010	AP 2 port equipped	no
130C381002-I	pure white RAL 9010	UP 2 port equipped	yes
130C381102-I	pure white RAL 9010	UPk 2 port equipped	yes
130C381200-I	metallic	UP0 2 port equipped	yes



## Wall outlets

### Fiber optic

#### OpDAT ADT LC-D Splice



- > compact, universal fiber optic termination unit for mounting on flush-mounted or cavity wall outlets, for surface-mounted or DIN rail assembly
- > fitted with adapters and ready-to-splice pigtails included
- > single mode adapters with laser shutter
- > unoccupied breakouts are closed with dummy connectors
- > cable inlet options: rear, top, bottom, left, or right
- > with integrated clips for DIN rail mounting in two directions
- > swiveling, removable splice trays for up to 8 crimp splice protectors
- > cover can be removed without tools
- > plugging direction 90°
- > color of cover parts pure white RAL 9010

P/N	ADAPTER TYPE	FIBER TYPE
1501197G02HC	2 x LC-D APC	OS2
1501177H02HC	2 x LC-D	OM4
1501157T02HC	2 x LC-D	OM3

#### OpDAT ADT SC-S Splice



- > compact, universal fiber optic termination unit for mounting on flush-mounted or cavity wall outlets, for surface-mounted or DIN rail assembly
- > fitted with adapters and ready-to-splice pigtails included
- > unoccupied breakouts are closed with dummy connectors
- > single mode adapters with laser shutter
- > cable inlet options: rear, top, bottom, left, or right
- > with integrated clips for DIN rail mounting in two directions
- > swiveling, removable splice trays for up to 8 crimp splice protectors
- > cover can be removed without tools
- > plugging direction 90°
- > color of cover parts pure white RAL 9010

P/N	ADAPTER TYPE	FIBER TYPE
1501191H04HC	4 x SC APC	OS2
1501171E04HC	4 x SC	OM4
1501151F04HC	4 x SC	OM3

#### OpDAT ADT LC-D VIK



- > compact, universal fiber optic termination unit for mounting on flush-mounted or cavity wall outlets, for surface-mounted or DIN rail assembly
- > for connecting pre-assembled installation cables with mini breakout cables or for integrating pigtails
- > equipped with adapters (single mode adapters with laser shutter)
- > unoccupied breakouts are closed with dummy connectors
- > cable inlet options: rear, top, bottom, left, or right
- > with integrated clips for DIN rail mounting in two directions
- > swiveling, removable splice trays for up to 8 crimp splice protectors
- > cover can be removed without tools
- > plugging direction 90°
- > color of cover parts pure white RAL 9010

P/N	ADAPTER TYPE	FIBER TYPE
1501107G02HC	2 x LC-D APC	OS2
1501107H02HC	2 x LC-D	OM4
1501107T02HC	2 x LC-D	OM3

#### OpDAT ADT SC-S VIK



- > compact, universal fiber optic termination unit for mounting on flush-mounted or cavity wall outlets, for surface-mounted or DIN rail assembly
- > for connecting pre-assembled installation cables with mini breakout cables or for integrating pigtails
- > equipped with adapters (single mode adapters with laser shutter)
- > unoccupied breakouts are closed with dummy connectors
- > cable inlet options: rear, top, bottom, left, or right
- > with integrated clips for DIN rail mounting in two directions
- > swiveling, removable splice trays for up to 8 crimp splice protectors
- > cover can be removed without tools
- > plugging direction 90°
- > color of cover parts pure white RAL 9010

P/N	ADAPTER TYPE	FIBER TYPE
1501101H04HC	4 x SC APC	OS2
1501101E04HC	4 x SC	OM4
1501101F04HC	4 x SC	OM3



## Wall outlets

Fiber optic

### OpDAT 4AP



- > fiber optic termination unit for duct / surface mounting with fiber optic adapters
- > equipped with 2 LC-D, 2 SC-D or 4 ST adapters
- > compliance with a bending radius of approx. 30 mm thanks to integrated cable reservoir
- > plugging direction tilted down 10°
- > strain relief with cable ties possible
- > with view window for enclosed labeling insert
- > suitable for pre-assembled cables or connector on-site assembly
- > suitable for mini breakout cables
- > color of cover parts pure white RAL 9010

P/N	ADAPTER TYPE	FIBER TYPE
1501127602-E	2 x LC-D APC	OS2
1501127502-E	2 x LC-D	OM4
1501127702-E	2 x LC-D	OM3
150112F202-E	2 x SC-D APC	OS2
150112C202-E	2 x SC-D	MM
1501123102-E	4 x ST	SM/MM

### OpDAT 4UP



- > fiber optic termination unit for mounting on the raceway with fiber optic adapters
- > equipped with 2 LC-D, 2 SC-D or 4 ST adapters
- > compliance with a bending radius of approx. 30 mm thanks to integrated cable reservoir
- > plugging direction tilted down 10°
- > strain relief with cable ties possible
- > with view window for enclosed labeling insert
- > suitable for pre-assembled cables or connector on-site assembly
- > suitable for mini breakout cables
- > color of cover parts pure white RAL 9010

P/N	ADAPTER TYPE	FIBER TYPE
1501107602-E	2 x LC-D APC	OS2
1501107502-E	2 x LC-D	OM4
1501107702-E	2 x LC-D	OM3
150110F202-E	2 x SC-D APC	OS2
150110C202-E	2 x SC-D	MM
1501103102-E	4 x ST	SM/MM



## Wall outlets

Fiber optic

### OpDAT AP LC-D



- > surface-mounted termination unit
- > dimensions: 85 x 85 x 43 mm
- > equipped with an OpDAT module LC-D SM APC coupling (green) with adapter
- > slotted ceramic guide sleeve
- > service life min. 1.000 mating cycles
- > plugging direction of the module tilted down 45°
- > kevlar® strain relief via a screw on the module frame
- > hook and loop band to bundle fiber supply
- > with view window for enclosed labeling insert
- > labeling sheet 209 x 294 mm (see accessories)
- > integrated dust protection covers (also available in color)
- > cover parts pure white RAL 9010, surface matte texture

P/N	ADAPTER TYPE	FIBER TYPE
1501207K1A-E	1 x LC-D APC	OS2

### OpDAT UP LC-D



- > flush-mounted termination unit
- > equipped with an OpDAT module LC-D SM APC coupling (green) with adapter
- > slotted ceramic guide sleeve
- > service life min. 1.000 mating cycles
- > plugging direction of the module tilted down 45°
- > kevlar® strain relief via a screw on the module frame
- > hook and loop band to bundle fiber supply
- > with view window for enclosed labeling insert
- > labeling sheet 209 x 294 mm (see accessories)
- > integrated dust protection covers (also available in color)
- > cover parts pure white RAL 9010, surface matte texture
- > compatible with central design pieces of switch programs

P/N	ADAPTER TYPE	FIBER TYPE
1501207K1U-E	1 x LC-D APC	OS2

### OpDAT UPk LC-D



- > duct termination unit
- > equipped with an OpDAT module LC-D SM APC coupling (green) with adapter
- > slotted ceramic guide sleeve
- > service life min. 1.000 mating cycles
- > plugging direction of the module tilted down 45°
- > kevlar® strain relief via a screw on the module frame
- > hook and loop band to bundle fiber supply
- > with view window for enclosed labeling insert
- > labeling sheet 209 x 294 mm (see accessories)
- > integrated dust protection covers (also available in color)
- > cover parts pure white RAL 9010, surface matte texture
- > compatible with central design pieces of switch programs

P/N	ADAPTER TYPE	FIBER TYPE
1501207K1K-E	1 x LC-D APC	OS2




## Wall outlets

Fiber optic

### OpDAT VADT plug-in


- > pre-assembled fiber optic wall outlet
- > for surface mounting on flush or cavity wall outlets.  
Integrated latches on the rear additionally enable horizontal or vertical mounting on DIN rail systems
- > outlet ready to install with indoor cable and equipped with LC-Duplex adapters for outside connection of up to four fiber optic patch cords.  
Second side of the cable pre-assembled at the factory with fiber optic connectors, connector type freely selectable bubble wrap or a pulling aid with IP50 are available to protect this connector
- > cable type:
  - SM: mini breakout cable compact, white, diam. 4.5 mm
  - MM: mini breakout cable, diam. 5.2 mm
- > cable wound on cardboard reel for easy assembly
- > fixing material included in delivery
- > outlet color pure white (similar to RAL 9010)
- > cable lengths: 2 to 100 m  
(replace XX in the part number with the length, e.g. 05=5 m, A0=100 m)
- > all available variants can be created using the VADT configurator



P/N	FIBER	CONNECTORS	CABLE DIAMETER
150C029HKXXXXE	OS2	2 x LC APC / 2 x LC APC	4.5 mm
150C049HKXXXXE	OS2	4 x LC APC / 4 x LC APC	4.5 mm
150C029HFFXXXXE	OS2	2 x SC APC / 2 x SC APC	4.5 mm
150C049HFFXXXXE	OS2	4 x SC APC / 4 x SC APC	4.5 mm
150M045HJJXXXXE	OM3	4 x LC PC / 4 x LC PC	5.2 mm
150M045HEEXXXXE	OM3	4 x SC PC / 4 x SC PC	5.2 mm

### OpDAT VADT Splice

- > pre-assembled fiber optic wall outlet
- > for surface mounting on flush or cavity wall outlets.  
Integrated latches on the rear additionally enable horizontal or vertical mounting on DIN rail systems
- > outlet ready to install with indoor cable and equipped with LC-Duplex adapters for outside connection of up to four fiber optic patch cords.  
Second side of the cable open for inserting, pulling in or blowing into empty pipes. Suitable for splicing or mounting field assembly fiber optic connectors (OpDAT FAST™)
- > cable type:
  - SM: mini breakout cable compact, white, diam. 4.5 mm
  - FITH cable, white, diam. 2.3 mm
  - MM: mini breakout cable, diam. 5.2 mm
- > cable wound on cardboard reel for easy assembly
- > fixing material included in delivery
- > outlet color pure white (similar to RAL 9010)
- > cable lengths: 5 to 100 m in 5 m stages  
(replace XX in the part number with the length, e.g. 05=5 m, A0=100 m)
- > all available variants can be created using the VADT configurator



P/N	FIBER	CONNECTORS	CABLE DIAMETER
150F029HK00XXE	OS2	2 x LC APC	2.3 mm
150F049HK00XXE	OS2	4 x LC APC	2.3 mm
150C029HK00XXE	OS2	2 x LC APC	4.5 mm
150C049HK00XXE	OS2	4 x LC APC	4.5 mm
150F029HF00XXE	OS2	2 x SC APC	2.3 mm
150F049HF00XXE	OS2	4 x SC APC	2.3 mm
150C029HF00XXE	OS2	2 x SC APC	4.5 mm
150C049HF00XXE	OS2	4 x SC APC	4.5 mm
150M047HJ00XXE	OM4	4 x LC PC	5.2 mm
150M047HE00XXE	OM4	4 x SC PC	5.2 mm

## Wall outlets

Fiber optic



### Configurator – Pre-assembled fiber optic wall outlets OpDAT VADT

- > Mini breakout cable compact 4.5 mm SM
- > Mini breakout cable 5.2 mm MM
- > FITH cable 2.3 mm SM



[www.metz-connect.com/  
configurator-vadt](http://www.metz-connect.com/configurator-vadt)

## Wall outlets

Empty housing



### MC Modul wall outlet APFL 2 port unequipped pure white



- > flat surface mount housing for two individual modules in MC Modul design
- > with view window for labeling insert (labeling inserts included in the delivery contents)
- > suitable for installation underfloor in false floors
- > colored port coding (red/blue)
- > ideal for creating Consolidation Points
- > integrated dust protection covers (colored on page 143)

P/N	COLOR	DESIGN	MODULE CUT-OUT
1309150102-E	pure white RAL 9010	AP, flat, 2 port unequipped	MC Modul

## Wall outlets

Empty housings



### MC Modul wall outlet unequipped



- > termination unit for individual modules in MC Modul design
- > plugging direction of the module tilted down 45°
- > strain relief attached to module
- > with view window for enclosed labeling insert
- > label sheet 899650-01 on page 101
- > integrated dust protection covers (colored on page 99)
- > surface matte textured
- > compatible with central design pieces of switch programs

P/N	COLOR	DESIGN	MODULE CUT-OUT
1309141200-E	metallic	UP0 1 and 3 port unequipped	MC Modul
1309151200-E	metallic	UP0 2 port unequipped	MC Modul

P/N	COLOR	DESIGN	MODULE CUT-OUT
1309140002-E	pure white RAL 9010	AP 35 mm 1 port unequipped	MC Modul
1309150002-E	pure white RAL 9010	AP 35 mm 2 port unequipped	MC Modul
1309160002-E	pure white RAL 9010	AP 35 mm 3 port unequipped	MC Modul
130810D10002-E	pure white RAL 9010	AP 43 mm 1 port unequipped	MC Modul
130810D20002-E	pure white RAL 9010	AP 43 mm 2 port unequipped	MC Modul
130810D30002-E	pure white RAL 9010	AP 43 mm 3 port unequipped	MC Modul
1309141002-E	pure white RAL 9010	UP 1 port unequipped	MC Modul
1309151002-E	pure white RAL 9010	UP 2 port unequipped	MC Modul
1309161002-E	pure white RAL 9010	UP 3 port unequipped	MC Modul
1309141102-E	pure white RAL 9010	UPk 1 port unequipped	MC Modul
1309151102-E	pure white RAL 9010	UPk 2 port unequipped	MC Modul
1309161102-E	pure white RAL 9010	UPk 3 port unequipped	MC Modul





# Wall outlets

Empty housings

## Keystone wall outlet unequipped



- > termination unit for individual modules in Keystone design
- > plugging direction of the module tilted down 45°
- > strain relief attached to module
- > with view window for enclosed labeling insert
- > label sheet 899650-01 on page 101
- > integrated dust protection covers (colored on page 99)
- > surface matte textured
- > compatible with central design pieces of switch programs

P/N	COLOR	DESIGN	MODULE CUT-OUT
130B20D10002KE	pure white RAL 9010	AP 1 port unequipped	Keystone
130B20D20002KE	pure white RAL 9010	AP 2 port unequipped	Keystone
130B20D30002KE	pure white RAL 9010	AP 3 port unequipped	Keystone
130B20D11002KE	pure white RAL 9010	UP 1 port unequipped	Keystone
130B20D21002KE	pure white RAL 9010	UP 2 port unequipped	Keystone
130B20D31002KE	pure white RAL 9010	UP 3 port unequipped	Keystone
130B20D11102KE	pure white RAL 9010	UPk 1 port unequipped	Keystone
130B20D21102KE	pure white RAL 9010	UPk 2 port unequipped	Keystone
130B20D31102KE	pure white RAL 9010	UPk 3 port unequipped	Keystone
130B20D11200KE	metallic	UP0 1 port unequipped	Keystone
130B20D21200KE	metallic	UP0 2 port unequipped	Keystone
130B20D31200KE	metallic	UP0 3 port unequipped	Keystone

## Keystone wall outlet 45 x 45 mm unequipped



- > duct connection unit for mounting one or two individual modules in Keystone design
- > plugging direction of the module tilted down approx. 30°
- > strain relief attached to module
- > dust protection covers
- > suitable for channels with size 45 snap-in fasteners with 4.6 mm snap-in e.g. GGK trunking with 45 mm top section and M45 built-in devices, OBO Rapid 45-2 and comparable manufacturers
- > mounting direction vertical and horizontal
- > color of the cover parts similar to pure white RAL 9010, glossy surface
- > reference list on request and online at [www.metz-connect.com](http://www.metz-connect.com)
- > variants: 1 port, 2 port

P/N	COLOR	DESIGN	MODULE CUT-OUT
130914J4502KE	pure white RAL 9010	1 port unequipped	Keystone
130915J4502KE	pure white RAL 9010	2 port unequipped	Keystone

## Keystone wall outlet AP 6/12 port unequipped pure white



- > very compact 6 / 12 port surface-mounted termination unit for six shielded or twelve unshielded individual Keystone modules
- > plugging direction of the module tilted down 90°
- > strain relief attached to module
- > glossy surface

P/N	COLOR	DESIGN	MODULE CUT-OUT
1309190002KE	pure white RAL 9010	6 / 12 port unequipped	Keystone



## Wall outlets

### Empty housings

#### Keystone wall outlet surface-mounted unequipped pure white



- > very compact surface-mounted termination unit for individual Keystone modules
- > plugging direction of the module tilted down 90°
- > strain relief attached to module
- > with view window for labeling insert (labeling inserts included in the delivery contents)
- > integrated, self-closing dust protection shutter
- > color of the cover pieces similar to pure white RAL 9010, glossy surface

P/N	COLOR	DESIGN	MODULE CUT-OUT
1309140002KE	pure white RAL 9010	AP 1 port unequipped	Keystone
1309150002KE	pure white RAL 9010	AP 2 port unequipped	Keystone

#### OpDAT 4AP unequipped



- > fiber optic termination unit for duct / surface mounting for fiber optic adapters
- > unequipped for simplex or duplex adapters
- > compliance with a bending radius of approx. 30 mm thanks to integrated cable reservoir
- > plugging direction tilted down 10°
- > strain relief with cable ties possible
- > with view window for enclosed labeling insert
- > suitable for pre-assembled cables or connector on-site assembly
- > suitable for mini breakout cables
- > color of cover parts pure white RAL 9010

P/N	NUMBER OF ADAPTERS	CAPACITY
1501120002-E	unequipped	for 4 x SC/LC-D/E2000/ST/FC
1501125002-E	unequipped	for 2 x SC-D/LC-Q/ST-D/SC-D+ST

#### OpDAT 4UP unequipped



- > fiber optic termination unit for mounting on a raceway for fiber optic adapters
- > unequipped for simplex or duplex adapters
- > plugging direction tilted down 10°
- > strain relief with cable ties possible
- > with view window for enclosed labeling insert
- > suitable for pre-assembled cables or connector on-site assembly
- > color of cover parts pure white RAL 9010

P/N	NUMBER OF ADAPTERS	CAPACITY
1501100002-E	unequipped	for 4 x SC/LC-D/E2000/ST/FC
1501105002-E	unequipped	for 2 x SC-D/LC-Q/ST-D/SC-D+ST

#### OpDAT ADT unequipped



- > compact, universal fiber optic termination unit for mounting on flush-mounted or cavity wall outlets, for surface-mounted or DIN rail assembly
- > for connecting pre-assembled installation cables with mini breakout cables or for integrating pigtails
- > equipped with 3 dummy connectors
- > cable inlet options: rear, top, bottom, left or right
- > with integrated clips for DIN rail mounting in two directions
- > swiveling, removable splice trays for up to 8 crimp splice protectors
- > cover can be removed without tools
- > plugging direction 90°
- > color of cover parts pure white RAL 9010

P/N	NUMBER OF ADAPTERS	CAPACITY
1501100000HC	unequipped	for 4 x SC/2 x LC-D



## Wall outlets

### Underfloor

#### C6<sub>A</sub> modul 180°M GB2



- > termination unit for installation in device inserts in underfloor areas
- > suitable for underfloor device inserts from OBO Bettermann (Ackermann) and individual types from HAGER (Electraplan Solutions)
- > plugging direction of the module tilted up 45°
- > with view window for enclosed labeling insert
- > integrated dust protection covers (colored on page 143)
- > migration to 25G systems without special tools
- > suitable for 10 GBit/s Ethernet (IEEE 802.3an), Remote Powering (PoE, PoE plus, UPoE and 4PPoE), HDBaseT, SAT-IP and AV over IP
- > GHMT Cat.6<sub>A</sub> re-embedded PVP certified

P/N	COLOR	DESIGN	EQUIPPING
130B11S30201-E	pearl white RAL 1013	3 port equipped	3 x C6 <sub>A</sub> modul 180°
130B11S60201-E	pearl white RAL 1013	6 port equipped	6 x C6 <sub>A</sub> modul 180°
130B11S90201-E	pearl white RAL 1013	9 port equipped	9 x C6 <sub>A</sub> modul 180°

#### C6<sub>A</sub> modul 180°M GB3



- > termination unit for installation in device inserts in underfloor areas
- > suitable for underfloor device inserts from OBO Bettermann (Ackermann) and individual types from HAGER (Electraplan Solutions)
- > plugging direction of the module tilted up 45°
- > with view window for enclosed labeling insert
- > integrated dust protection covers (colored on page 143)
- > migration to 25G systems without special tools
- > suitable for 10 GBit/s Ethernet (IEEE 802.3an), Remote Powering (PoE, PoE plus, UPoE and 4PPoE), HDBaseT, SAT-IP and AV over IP
- > GHMT Cat.6<sub>A</sub> re-embedded PVP certified

P/N	COLOR	DESIGN	EQUIPPING
130B11S30301-E	pearl white RAL 1013	3 port equipped	3 x C6 <sub>A</sub> modul 180°
130B11S60301-E	pearl white RAL 1013	6 port equipped	6 x C6 <sub>A</sub> modul 180°
130B11S90301-E	pearl white RAL 1013	9 port equipped	9 x C6 <sub>A</sub> modul 180°
130B11SA0301-E	pearl white RAL 1013	12 port equipped	12 x C6 <sub>A</sub> modul 180°

#### E-DAT subway GB2



US LISTED



- > termination unit for installation in device inserts in underfloor areas
- > suitable for underfloor device inserts from OBO Bettermann (Ackermann) and individual types from HAGER (Electraplan Solutions)
- > design GB2, with E-DAT modul
- > plugging direction of the module tilted up 45°
- > with view window for enclosed labeling insert
- > label sheet 899650-01 on page 99
- > integrated dust protection covers (colored on page 143)
- > color: device casing black, cover parts pearl white
- > suitable for 10 GBit/s Ethernet (IEEE 802.3an), Remote Powering (PoE, PoE plus, UPoE and 4PPoE), HDBaseT, SAT-IP and AV over IP
- > GHMT Cat.6<sub>A</sub> re-embedded certified

P/N	COLOR	DESIGN	EQUIPPING
1309300301-E	pearl white RAL 1013	3 port equipped	3 x E-DAT modul
1309300601-E	pearl white RAL 1013	6 port equipped	6 x E-DAT modul
1309300901-E	pearl white RAL 1013	9 port equipped	9 x E-DAT modul

#### E-DAT subway GB3



US LISTED



- > termination unit for installation in device inserts in underfloor areas
- > suitable for underfloor device inserts from OBO Bettermann (Ackermann) and individual types from HAGER (Electraplan Solutions)
- > design GB3, with E-DAT modul
- > plugging direction of the module tilted up 45°
- > with view window for enclosed labeling insert
- > label sheet 899650-01 on page 99
- > integrated dust protection covers (colored on page 143)
- > color: device casing black, cover parts pearl white
- > suitable for 10 GBit/s Ethernet (IEEE 802.3an), Remote Powering (PoE, PoE plus, UPoE and 4PPoE), HDBaseT, SAT-IP and AV over IP
- > GHMT Cat.6<sub>A</sub> re-embedded certified

P/N	COLOR	DESIGN	EQUIPPING
1309310301-E	pearl white RAL 1013	3 port equipped	3 x E-DAT modul
1309310601-E	pearl white RAL 1013	6 port equipped	6 x E-DAT modul
1309310901-E	pearl white RAL 1013	9 port equipped	9 x E-DAT modul
1309311201-E	pearl white RAL 1013	12 port equipped	12 x E-DAT modul



## Wall outlets

### Underfloor

#### Subway underfloor unit device casing



- > subway underfloor unit for installation in device inserts for underfloor areas
- > suitable for underfloor device inserts from OBO Bettermann (Ackermann) and individual types from HAGER (Electraplan Solutions)
- > design GB2 for up to 9 individual modules in module design
- > design GB3 for up to 12 individual modules in module design

P/N	COLOR	DESIGN	EQUIPPING
1309300001-E	black	device installation casing GB2	unequipped
1309310001-E	black	device installation casing GB3	unequipped

#### Subway underfloor unit GB2 Modul unequipped



- > termination unit for installation in device inserts in underfloor areas for individual modules with an MC Modul design
- > suitable for underfloor device inserts from OBO Bettermann (Ackermann) and individual types from HAGER (Electraplan Solutions)
- > design GB2
- > incl. module frame for MC Modul, caps and blind covers
- > plugging direction of the module tilted up 45°
- > with view window for enclosed labeling insert
- > label sheet 899650-01 on page 99
- > integrated dust protection covers (colored on page 143)
- > color: device casing black, cover parts pearl white

P/N	COLOR	NUMBER OF PORTS	MODULE CUT-OUT
1309350301-E	pearl white RAL 1013	3 port unequipped	MC Modul
1309350601-E	pearl white RAL 1013	6 port unequipped	MC Modul
1309350901-E	pearl white RAL 1013	9 port unequipped	MC Modul

#### Subway underfloor unit GB3 Modul unequipped



- > termination unit for installation in device inserts in underfloor areas for individual modules with an MC Modul design
- > suitable for underfloor device inserts from OBO Bettermann (Ackermann) and individual types from HAGER (Electraplan Solutions)
- > incl. module frame for MC Modul, caps and blind covers
- > plugging direction of the module tilted up 45°
- > with view window for enclosed labeling insert
- > label sheet 899650-01 on page 99
- > integrated dust protection covers (colored on page 143)
- > color: device casing black, cover parts pearl white

P/N	COLOR	NUMBER OF PORTS	MODULE CUT-OUT
1309360301-E	pearl white RAL 1013	3 port unequipped	MC Modul
1309360601-E	pearl white RAL 1013	6 port unequipped	MC Modul
1309360901-E	pearl white RAL 1013	9 port unequipped	MC Modul
1309361201-E	pearl white RAL 1013	12 port unequipped	MC Modul

#### Subway underfloor unit GB2 Modul unequipped



- > termination unit for installation in device inserts in underfloor areas for individual modules with a Keystone design
- > suitable for underfloor device inserts from OBO Bettermann (Ackermann) and individual types from HAGER (Electraplan Solutions)
- > design GB2
- > incl. module frame for Keystone module, caps and blind covers
- > plugging direction of the module tilted up 45°
- > with view window for enclosed labeling insert
- > label sheet 899650-01 on page 99
- > integrated dust protection covers (colored on page 143)
- > color: device casing black, cover parts pearl white

P/N	COLOR	NUMBER OF PORTS	MODULE CUT-OUT
130B20S50301-E	pearl white RAL 1013	3 port unequipped	Keystone
130B20S50601-E	pearl white RAL 1013	6 port unequipped	Keystone
130B20S50901-E	pearl white RAL 1013	9 port unequipped	Keystone



## Wall outlets

### Underfloor

#### Subway underfloor unit GB3 Keystone unequipped



- > termination unit for installation in device inserts in underfloor areas for individual modules with a Keystone design
- > suitable for underfloor device inserts from OBO Bettermann (Ackermann) and individual types from HAGER (Electraplan Solutions)
- > incl. module frame for Keystone module, caps and blind covers
- > plugging direction of the module tilted up 45°
- > with view window for enclosed labeling insert
- > label sheet 899650-01 on page 99
- > integrated dust protection covers (colored on page 143)
- > color: device casing black, cover parts pearl white

P/N	COLOR	NUMBER OF PORTS	MODULE CUT-OUT
130B20S60301-E	pearl white RAL 1013	3 port unequipped	Keystone
130B20S60601-E	pearl white RAL 1013	6 port unequipped	Keystone
130B20S60901-E	pearl white RAL 1013	9 port unequipped	Keystone
130B20S61201-E	pearl white RAL 1013	12 port unequipped	Keystone


#### Subway-M underfloor unit OBO unequipped



- > subway M metal termination unit SI for installation in device inserts in underfloor areas for Subway-M SI adapter plates
- > suitable for underfloor device inserts from OBO Bettermann (Ackermann)
- > without adapter plates and blind plates
- > plugging direction of the adapter plates tilted up 45°

P/N	COLOR	SUITABLE FOR	DESIGN
13093-BGE12-E	black	GE12 RKS	GB3 unequipped
13093-BGES6-E	black	GES6	GB2 unequipped
13093-BGES9-E	black	GES9	GB3 unequipped


#### Subway-M adapter plate SI 3 x MC module



- > subway-M metal adapter board SI for installation in Subway-M SI termination unit
- > design: MC Modul
- > without module
- > plugging direction of the module tilted up 45°
- > with labeling field

P/N	COLOR	NUMBER OF PORTS	MODULE CUT-OUT
13093-AM3-E	black	3 port unequipped	MC Modul

#### Subway-M adapter plate SI Keystone



- > subway-M metal adapter board SI for installation in Subway-M SI termination unit
- > design: Keystone
- > without module
- > plugging direction of the module tilted up 45°
- > with labeling field

P/N	COLOR	NUMBER OF PORTS	MODULE CUT-OUT
13093-AK3-E	black	3 port unequipped	Keystone
13093-AK4-E	black	4 port unequipped	Keystone



## Wall outlets

Underfloor

### Subway-M adapter plate SI blind



- > subway-M metal blind plate SI for installation in Subway-M SI termination unit
- > design: blind plate
- > for closing off unused Subway-M installation openings

P/N	COLOR	DESIGN
13093-AB-E	black	blind cover

## Wall outlets

IP protected wall outlets

### MC module IP44SG flush-mounted housing unequipped



- > lockable IP44 flush-mounted outlet with two keys and common key lock
- > cover closes completely, even with patch cords inserted
- > flush-mounted housing for raceway installation, or in conjunction with the flush-mounted built-in outlet for flush mounting
- > for two individual modules in MC module installation type
- > protected against ball impact according to DIN 18032
- > can be operated with commonly available patch cords
- > easily legible labeling field

P/N	COLOR	DESIGN	MODULE CUT-OUT
1309461002-I	pure white RAL 9010	UP 2 port unequipped	MC Modul
1309461003-I	gray	UP 2 port unequipped	MC Modul

### MC module IP44SG surface-mounted housing unequipped



- > lockable IP44 surface-mounted outlet, with two keys and common key lock (same locks and keys)
- > cover closes completely, even with patch cords inserted
- > for two individual modules in MC Modul installation type (not suitable for OpDAT modules)
- > protected against ball impact according to DIN 18032
- > can be operated with commonly available patch cords
- > easily legible labeling field
- > bottom part of housing can be rotated 180°, allowing for cable feeding from the top and bottom
- > with space to store unnecessary reserve cables

P/N	COLOR	DESIGN	MODULE CUT-OUT
1309460003-I	gray	AP 2 port unequipped	MC Modul







## Wall outlets

### IP protected wall outlets

#### MC module IP44 surface mount housing unequipped



- > IP44 surface mount housing for two individual modules in MC Modul installation type
- > IP44 protection only when closed (without inserted patch cord)
- > cable feeding for one or two cables from the top
- > break-resistant

P/N	COLOR	DESIGN	MODULE CUT-OUT
1309430003-E	gray	AP 2 port unequipped	MC Modul

#### MC module IP20 surface mount housing



- > IP20 surface mount housing for two individual modules in MC Modul installation type
- > identical to module IP44, surface mount, however because of the opening in the housing cover, it remains closed when the patch cords are inserted
- > cable feeding for one or two cables from the top
- > break-resistant

P/N	COLOR	DESIGN	MODULE CUT-OUT
1309450003-E	gray	AP 2 port unequipped	MC Modul

#### Keystone IP44SG surface mount housing unequipped



- > lockable IP44 surface-mounted outlet with two keys and common key lock
- > cover closes completely, even with patch cords inserted
- > for two individual modules in Keystone design (not suitable for OpDAT modules)
- > protected against ball impact according to DIN 18032
- > can be operated with commonly available patch cords
- > easily legible labeling field
- > bottom part of housing can be rotated 180°, allowing for cable feeding from the top and bottom
- > with space to store unnecessary reserve cables

P/N	COLOR	DESIGN	MODULE CUT-OUT
1309460003KI	gray	AP 2 port unequipped	Keystone

#### Keystone IP44 surface mount housing unequipped



- > IP44 surface mount housing for two individual modules in Keystone design
- > IP44 protection only when closed (without inserted patch cord)
- > cable feeding for one or two cables from the top
- > break-resistant
- > color: gray

P/N	COLOR	DESIGN	MODULE CUT-OUT
1309430003KE	gray	AP 2 port unequipped	Keystone



## Wall outlets

IP protected wall outlets

### Gray flush-mounted built-in socket



> flush-mounted built-in socket for flush mounting of the IP44SG UP housing

P/N	COLOR
1309441903-I	gray

## Wall outlets

Accessories

### Central plate 50 x 50 mm, modular outlet



- > for expansion of UP0 wall outlets to UPk wall outlets
- > suitable for modular wall outlets
- > matte surface
- > with view window for enclosed labeling insert
- > label sheet 899650-01 on page 99
- > integrated dust protection covers (colored dust protection covers on page 99)

P/N	COLOR	NUMBER OF PORTS
860210-27-I	traffic white RAL 9016	1
860210-0227-I	traffic white RAL 9016	2
860210-0427-I	traffic white RAL 9016	3
860210-0002-I	pure white RAL 9010	1
860210-0202-I	pure white RAL 9010	2
860210-0402-I	pure white RAL 9010	3
860210-I	pearl white RAL 1013	1
860210-02-I	pearl white RAL 1013	2
860210-04-I	pearl white RAL 1013	3

### Central plate 50 x 50 mm, compact outlet



- > for expansion of UP0 wall outlets to UPk wall outlets
- > suitable for E-DAT C6<sub>AV</sub>, E-DAT C6 and E-DAT design
- > glossy surface
- > with view window for enclosed labeling insert
- > label sheet 899650-01 on page 99
- > integrated dust protection covers (colored dust protection covers on page 99)

P/N	COLOR	NUMBER OF PORTS
860056-27-I	traffic white RAL 9016	1
860023-27-I	traffic white RAL 9016	2
860056-02-I	pure white RAL 9010	1
860023-02-I	pure white RAL 9010	2
860056-I	pearl white RAL 1013	1
860023-I	pearl white RAL 1013	2





## Wall outlets

### Accessories

#### Cover plate



- > for expansion of UPk wall outlets to UP wall outlets
- > glossy surface for compact outlets
- > matte surface for modular outlets
- > colors: traffic white (RAL 9016), pure white (RAL 9010) or pearl white (RAL 1013)

P/N	EXPANSION OF	COLOR	DESIGN
820395-0127-I	modular outlets	traffic white RAL 9016	1 compartment frame 80 x 80 mm
820395-0102-I	modular outlets	pure white RAL 9010	1 compartment frame 80 x 80 mm
820395-0101-I	modular outlets	pearl white RAL 1013	1 compartment frame 80 x 80 mm
820466-0102-I	compact outlets	pure white RAL 9010	2 compartment frame 80 x 150 mm
816718-0127-I	compact outlets	traffic white RAL 9016	1 compartment frame 80 x 80 mm
816718-0102-I	compact outlets	pure white RAL 9010	1 compartment frame 80 x 80 mm
816718-0101-I	compact outlets	pearl white RAL 1013	1 compartment frame 80 x 80 mm

#### Surface mount frame 1 compartment



- > for expansion of UP wall outlets to AP wall outlets
- > additional option for attaching to flush-mounted casings with a hole spacing of 60 mm
- > glossy surface
- > colors: traffic white (RAL 9016), pure white (RAL 9010) or pearl white (RAL 1013)

P/N	COLOR	DIMENSIONS ( L x B x H)
130829-4327-I	traffic white RAL 9016	85 x 85 x 43 mm
130829-27-I	traffic white RAL 9016	85 x 85 x 35 mm
130829-4302-I	pure white RAL 9010	85 x 85 x 43 mm
130829-02-I	pure white RAL 9010	85 x 85 x 35 mm
130829-4301-I	pearl white RAL 1013	85 x 85 x 43 mm
130829-01-I	pearl white RAL 1013	85 x 85 x 35 mm

#### Dust protection covers for wall outlets



- > for colored service coding of wall outlets
- > suitable for wall outlets: C6<sub>A</sub>modul, C6<sub>A</sub>modul K, E-DAT C6<sub>A</sub>, E-DAT modul, E-DAT C6 and E-DAT design
- > variants: yellow, blue, green, red

P/N	COLOR
820394-0105-I	yellow
820394-0106-I	blue
820394-0107-I	green
820394-0108-I	red

#### Label sheet for wall outlets



- > DIN A4 labeling sheet suitable for copiers, laser printers and printers with single sheet feed
- > 899650-01: for uniform labeling of the C6<sub>A</sub>modul, E-DAT modul, E-DAT C6<sub>A</sub>, E-DAT C6 and E-DAT design wall outlets as well as for subway underfloor units
- > 899011-01: for uniform labeling of the C6<sub>A</sub>modul and E-DAT modul patch panels as well as for E-DAT modul REG and REGplus modul for mounting on DIN rail TH35
- > 899789-01: for uniform labeling of the E-DAT C6<sub>A</sub>, E-DAT C6, E-DAT design, OpDAT PF and OpDAT PA patch panels as well as OpDAT REGplus, OpDAT REGpro and OpDAT REGpro24 splice housing for mounting on DIN rail TH35

P/N	COLOR	DIMENSIONS
899011-01	white	297 x 210 mm
899650-01	white	294 x 209 mm
899789-01	white	297 x 210 mm



## Wall outlets

### Accessories

#### Mounting brackets for wall outlets T-groove mounting



- > mounting bracket for easy and space-saving installation of the wall outlets in raceways to comply with bending radii required in copper and fiber optic data cables
- > T-groove mounting compatible with Hager tehalit BR C profile, OBO Bettermann Rapid 80, Licatex BR 70 and comparable manufacturers
- > variants: vertical installation, horizontal installation
- > variants: 50 mm white, 50 mm white with separating tray, 55 mm black, 55 mm black with separating tray

P/N	COLOR	INSTALLATION	SEPARATING TRAY
1308895040-I	white	vertical	no
1308895041-I	white	vertical	yes
1308895540-I	black	vertical	no
1308895541-I	black	vertical	yes
1308895010-I	white	horizontal	no
1308895011-I	white	horizontal	yes
1308895510-I	black	horizontal	no
1308895511-I	black	horizontal	yes

#### Mounting brackets for wall outlets DIN rail attachment – horizontal installation



- > mounting bracket for easy and space-saving installation of the wall outlets in raceways to comply with bending radii required in copper and fiber optic data cables
- > DIN rail mounting horizontal
- > height 50 mm, compatible with GGK BR and BRA, double GGK BR parapet duct, Heidemann parapet duct, Gewiss Nowaplast NP series and comparable manufacturers
- > height 52 mm, compatible with Niedax series GAU 110 and DAU 170 and comparable manufacturers
- > height 55 mm, compatible with OBO Rehau Signa Base and comparable manufacturers
- > variants: 50 mm white, 50 mm white with separating ray, 52 mm black, 52 mm black with separating tray, 55 mm black, 55 mm black with separating tray

P/N	COLOR	SEPARATING TRAY
1308895020-I	white	no
1308895021-I	white	yes
1308895220-I	black	no
1308895221-I	black	yes
1308895520-I	black	no
1308895521-I	black	yes

#### Cable gland M25 2 x 8



- > M25 membrane screw fitting for one wire (6 to 9 mm), optionally with M25 2 x 8 cable screw fitting with two separate cable infeeds

#### Splice holder



- > shrink splice holder for 6 crimp splices suitable for installation in OpDAT ADT or OpDAT VADT

P/N	COLOR
130944V203-E	light gray

P/N	COLOR
15090304-I	black



# Wall outlets

## Accessories

### Flush mounted



- > for combination with fiber optic wall outlet OpDAT 4 UP
- > cable feeding for fiber optic wall outlet to comply with the minimum bending radii for fiber optic cables according to TIA/EIA 568A (greater than 30 mm)
- > in conjunction with mounting brackets for wall outlets (see accessories)
- > cable feeding with cable tie strain relief

P/N	COLOR
150810-I	pearl white RAL 1013

### OpDAT Cable reservoir



- > for mounting excess buffer and cable lengths when using pre-assembled cables (VIKs) or when splicing pigtails
- > for horizontal or vertical installation in raceways with T groove
- > KR 50 for OBO/Bettermann ISS133
- > KR 50 for TEHALIT System FB
- > KR 55 for TEHALIT System BR
- > compliance with the minimum bending radii for fiber optic cables (greater than 30 mm) on the input and output side
- > directionally independent cable infeed with cable tie strain relief

P/N	COLOR	VARIANTS
150800501-E	pearl white RAL 1013	50 mm
150800551-E	pearl white RAL 1013	55 mm

### OpDAT splice storage for cable reservoir



- > for mounting up to 4 fusion splices
- > can be snapped in for 50 or 55 mm cable reservoirs

P/N	COLOR
150802-E	pearl white RAL 1013

## Notes



# DIN rail housings



1	RJ45 .....	104
2	Fiber optic REGplus .....	107
3	Fiber optic OpDAT REG .....	107
4	USB .....	111
5	Accessories .....	112



Termination unit for mounting on DIN rail TH35 according to DIN EN 60715 and in electrical distributors for home and industrial installation.



## DIN rail housings

RJ45

### REGplus IP20 C<sub>6A</sub> modul



- > termination unit for mounting on DIN rail TH35 according to DIN EN 60715 and in electrical distributors for home and industrial installation
- > equipped with a C<sub>6A</sub> modul RJ45 single module
- > easy installation and connection of data lines AWG 26/1 to 22/1 (single-wire) and AWG 26/7 to 22/7 (multi-wire) to IDC type terminal blocks
- > suitable for 10 GBit/s Ethernet (IEEE 802.3an), Remote Powering (PoE, PoE plus, UPoE and 4PPoE), HDBaseT, SAT-IP and AV over IP
- > GHMT Cat.6<sub>A</sub> re-embedded PVP certified
- > integrated dust protection covers (colored dust protection covers on page 143)

P/N	COLOR	DESIGN	CABLE OUTLET
130B117003-E	light gray	1 port equipped	180°
130B127003-E	light gray	1 port equipped	270°

### REGplus IP20 E-DAT modul



- > termination unit for mounting on DIN rail TH35 according to DIN EN 60715 and in electrical distributors for home and industrial installation
- > equipped with an E-DAT modul RJ45 single module
- > cable inlet tilted 45° from above, plugging direction tilted down 45°
- > easy assembly and connection of the 2 to 4 pair data line AWG 26/1 to 22/1 and stranded conductor with 7-wire copper core AWG 26/7 to 22/7 on MC 8x IDC type terminal blocks
- > quickly and easily insert the pair of wires into the E-DAT modul charger
- > suitable for 10 GBit/s Ethernet (IEEE 802.3an), Remote Powering (PoE, PoE plus, UPoE and 4PPoE), HDBaseT, SAT-IP and AV over IP
- > GHMT Cat.6<sub>A</sub> re-embedded certified
- > integrated dust protection covers (colored dust protection covers on page 143)

P/N	COLOR	DESIGN
1309107003-E	light gray	1 port equipped

### REGplus IP20 E-DAT modul adapter



- > termination unit for mounting on DIN rail TH35 according to DIN EN 60715 and in electrical distributors for home and industrial installation
- > equipped with an E-DAT modul RJ45 adapter
- > plugging direction tilted down 45°
- > Class E<sub>A</sub> compliant according to ISO/IEC 11801, DIN EN 50173-1
- > suitable for 10 GBit/s Ethernet (IEEE 802.3an), Remote Powering (PoE, PoE plus, UPoE and 4PPoE), HDBaseT, SAT-IP and AV over IP
- > the overall width of 1 HP allows for installation of up to 12 REGplus in standard electrical distributors
- > when installed as a protection class I device, equipotential bonding is handled via a connectable integrated equipotential bonding spring directly over the DIN rail, which must be connected to the building equipotential bonding via corresponding contacting terminals
- > variants: E-DAT modul adapter 180°, E-DAT modul adapter 90°
- > integrated dust protection covers (colored dust protection covers on page 143)

P/N	COLOR	DESIGN	INSTALLATION CABLE
1309A07003-E	light gray	1 port equipped 180°	top exit
1309A17003-E	light gray	1 port equipped 90°	bottom exit

### E-DAT modul REG 1 port IP20 light gray



- > termination unit for mounting on DIN rail TH35 according to DIN EN 60715 and in electrical distributors for home and industrial installation
- > equipped with an E-DAT modul RJ45 single module
- > cable inlet tilted 45° from above, plugging direction tilted down 45°
- > Class E<sub>A</sub> compliant according to ISO/IEC 11801, DIN EN 50173-1
- > suitable for 10 GBit Ethernet (IEEE 802.3an), Remote Powering (PoE, PoE plus, UPoE and 4PPoE), HDBaseT, SAT-IP and AV over IP
- > easy assembly and connection of the 2 to 4 pair data line AWG 26/1 to 22/1 and stranded conductor with 7-wire copper core AWG 26/7 to 22/7 on MC 8x IDC type terminal blocks
- > quickly and easily insert the pair of wires into the E-DAT modul charger
- > the overall width of 1 HP allows for installation of up to 12 REGs in standard electrical distributors
- > when installed as a protection class I device, equipotential bonding is handled via an integrated equipotential bonding plate directly over the DIN rail, which must be connected to the building equipotential bonding via corresponding contacting terminals
- > integrated dust protection covers (colored dust protection covers on page 143)

P/N	COLOR	DESIGN
1309426003-E	light gray	1 port equipped



## DIN rail housings

RJ45

### E-DAT Industry terminal rail TS35 + RJ45 field jack insert Cat.6 Class E<sub>A</sub>



- > termination unit for mounting on DIN rail TH35 according to DIN EN 60715 and in electrical distributors for home and industrial installation
- > equipped with an E-DAT Industry RJ45 field jack insert
- > plugging direction vertical, 90° to the DIN rail
- > Class E<sub>A</sub> compliant according to ISO/IEC 11801, DIN EN 50173-1
- > suitable for 10 GBit Ethernet (IEEE 802.3an), Remote Powering (PoE, PoE plus, UPoE)
- > easy assembly and connection of the 2 to 4 pair data line AWG 24/1 to 22/1 and stranded conductor with 7-wire copper core AWG 26/7 on MC 8x IDC type terminal blocks
- > the overall width of 1 HP allows for installation of up to 12 devices in standard electrical distributors
- > variants: switching according to T568A, T568B or PROFINET

P/N	COLOR	ASSIGNMENT
1401106113KE	light gray	8(8) T568A
1401806113KE	light gray	8(8) T568B
1401906113KE	light gray	Profinet

### E-DAT Industry terminal rail TS35 + RJ45 coupler insert Cat.6 Class E<sub>A</sub>



- > termination unit for mounting on DIN rail TH35 according to DIN EN 60715 and in electrical distributors for home and industrial installation
- > equipped with an E-DAT Industry RJ45 coupler insert
- > plugging direction vertical, 90° to the DIN rail
- > Class E according to ISO/IEC 11801, DIN EN 50173-1
- > suitable for 10 GBit Ethernet (IEEE 802.3an), Remote Powering (PoE, PoE plus, UPoE)
- > increased vibration and shock resistance thanks to 4 springs on the shielding plates
- > the overall width of 1 HP allows for installation of up to 12 devices in standard electrical distributors
- > when installed as a protection Class I device, equipotential bonding is handled via a connectable integrated equipotential bonding spring directly over the DIN rail, which must be connected to the building equipotential bonding via corresponding contacting terminals

P/N	COLOR	EQUIPPING
1401206113KE	light gray	8(8) coupler

### Extension box APZ C6<sub>A</sub> modul Keystone



- > for connecting the meter station termination point in the APZ chamber of the line network termination point (APL), fitted with C6<sub>A</sub> modul K 180°
- > suitable for DIN rail mounting in the meter field of the general power supply below the cover in the space for auxiliary applications according to VDE-AR-N 4100
- > contact protected with integrated dust protection slider, cannot be sealed
- > to connect an MUC communication module
- > suitable for 10 GBit/s Ethernet (IEEE 802.3an), Remote Powering (PoE, PoE plus, UPoE and 4PPoE), HDBaseT, SAT-IP and AV over IP
- > GHMT Cat.6<sub>A</sub> re-embedded PVP certified

P/N	COLOR	DESIGN
130B21D1APL-E	pure white RAL 9010	AP 1 port equipped
130B21D2APL-E	pure white RAL 9010	AP 2 port equipped

### Extension box APZ E-DAT modul Keystone



- > for connecting the meter station termination point in the APZ chamber of the line network termination point (APL), fitted with E-DAT modul K
- > suitable for DIN rail mounting in the meter field of the general power supply below the cover in the space for auxiliary applications according to VDE-AR-N 4100
- > contact protected with integrated dust protection slider, cannot be sealed
- > to connect an MUC communication module
- > suitable for 10 GBit/s Ethernet (IEEE 802.3an), Remote Powering (PoE, PoE plus, UPoE and 4PPoE), HDBaseT, SAT-IP and AV over IP
- > GHMT Cat.6<sub>A</sub> re-embedded certified

P/N	COLOR	DESIGN
130910D1APLKE	pure white RAL 9010	1 port equipped
130910D2APLKE	pure white RAL 9010	2 port equipped



## DIN rail housings

RJ45

### Extension box APZ, E-DAT adapter



- > plug and play solution for connecting the meter station termination point in the APZ chamber of the line network termination point (APL)
- > equipped with E-DAT adapter
- > suitable for DIN rail mounting in the meter field of the general power supply below the cover in the space for auxiliary applications according to VDE-AR-N 4100
- > contact protected with integrated dust protection slider, cannot be sealed
- > to connect an MUC communication module
- > suitable for 10 GBit/s Ethernet (IEEE 802.3an), Remote Powering (PoE, PoE plus, UPoE and 4PPoE), HDBaseT, SAT-IP and AV over IP
- > compliance with Class E<sub>A</sub> to 500 MHz according to ISO/IEC 11801-1, DIN EN 50173-1

P/N	COLOR	DESIGN
1309A0D1APLKE	pure white RAL 9010	1 port equipped
1309A0D2APLKE	pure white RAL 9010	2 port equipped

### MC Modul REGplus IP20 light gray unequipped



- > unequipped termination unit for mounting on DIN rail TH35 according to DIN EN 60715
- > for one individual module in MC Modul design
- > cable inlet variable 45° from above or below available, plugging direction tilted down 45°
- > the overall width of 1 HP allows for installation of up to 12 REGs in standard electrical distributors
- > when installed as a protection Class I device, equipotential bonding is handled via an equipotential bonding sheet directly over the DIN rail. The DIN rail must be integrated into the building equipotential bonding via corresponding measures
- > the device is protected against direct contact by a cover. When installed in distributors with protective insulation, protection Class II is maintained. The equipotential bonding sheet must be removed in this case
- > integrated dust protection covers (colored on page 143)
- > suitable module for a cable inlet of 45° from below: C6<sub>A</sub>modul 270° and E-DAT modul adapter 90°

P/N	COLOR	DESIGN	MODULE CUT-OUT
1309427103-E	light gray	1 port unequipped	MC Modul

### E-DAT modul REG unequipped IP20 light gray



- > unequipped termination unit for one single module with MC Modul design for mounting on DIN rail TH35 according to DIN EN 60715
- > the overall width of 1 HP allows for installation of up to 12 REGs in standard electrical distributors
- > when installed as a protection Class I device, equipotential bonding is handled via an integrated equipotential bonding spring directly over the DIN rail, which must be connected to the building equipotential bonding via corresponding contacting terminals
- > the module is protected against direct contact by a cover. When installed in distributors with protective insulation, protection Class II is maintained. The equipotential bonding spring must be removed in this case
- > integrated dust protection covers (colored on page 143)
- > the following modules can be installed: E-DAT modul, E-DAT modul adapter 180°, UAE modul, OpDAT modul LC-D and ST as well as Coax modul
- > not suitable for C6<sub>A</sub>modul

P/N	COLOR	EQUIPPING	MODULE CUT-OUT
1309426103-E	light gray	1 port unequipped	MC Modul

### Keystone REGplus IP20 light gray unequipped



- > unequipped termination unit for mounting on DIN rail TH35 according to DIN EN 60715
- > for one individual module in Keystone design
- > cable inlet variable 45° from above or below available, plugging direction tilted down 45°
- > the overall width of 1 HP allows for installation of up to 12 REGs in standard electrical distributors
- > when installed as a protection Class I device, equipotential bonding is handled via an equipotential bonding sheet directly over the DIN rail. The DIN rail must be integrated into the building equipotential bonding via corresponding measures.
- > the device is protected against direct contact by a cover. When installed in distributors with protective insulation, protection Class II is maintained. The equipotential bonding sheet must be removed in this case
- > integrated dust protection covers (colored on page 143)
- > the following modules can be installed: E-DAT modul K, E-DAT modul adapter 180°, UTP modul, OpDAT modul LC-D as well as Keystone Coax modul
- > not suitable for modules in module design and C6<sub>A</sub>modul K 90°

P/N	COLOR	EQUIPPING	MODULE CUT-OUT
1309428103-E	light gray	1 port unequipped	for Keystone design

## DIN rail housings

Fiber optic REGplus



### OpDAT Industry TS35



- > termination unit for fiber optic adapter on TH35 DIN rail according to DIN EN 60715
- > slotted ceramic guide sleeve in SM and phosphorous-bronze for MM
- > the overall width of 1 HP allows for installation of up to 12 devices in standard electrical distributors
- > plugging direction vertical, 90° to the DIN rail

P/N	COLOR	CONNECTOR TYPE	FIBER TYPE
1402306113KE	light gray / beige	LC-D	MM
1402L06113KE	light gray / blue	LC-D	SM
1402P06113KE	light gray / beige	SC-D	MM
1402Q06113KE	light gray / blue	SC-D	SM

## DIN rail housings

Fiber optic OpDAT REG



### OpDAT REGpro Splice



- > compact distributor housing for TH35 DIN rail systems
- > suitable for splicing installation cables
- > safe installation thanks to pigtail prepared for splicing
- > equipped with adapters and pigtails
- > pigtails with semi-tight buffered fibers diam. 0.9 mm, 12 colors, secondary and primary coatings are the same color, length 2 m
- > pigtails inserted and offset in splice storage with crimp splice holders
- > pigtails cleaned and inserted in adapters
- > front area with labeling strips
- > different mounting positions possible on the top hat rail system
- > cable feeding from top or bottom, straight or angled, with M20 screw fitting (up to 2 possible)
- > one M20 cable infeed with strain relief is included in the delivery contents
- > steel sheet housing, powder coated (light gray, RAL 7035)

P/N	ADAPTER TYPE	FIBER TYPE
15024A97606-E	6 x LC-D APC	OS2
15024A97406-E	6 x LC-D	OS2
15024A77506-E	6 x LC-D	OM4
15024A57706-E	6 x LC-D	OM3
15024A9F206-E	6 x SC-D APC	OS2
15024A9E206-E	6 x SC-D	OS2
15024A7B806-E	6 x SC-D	OM4
15024A5BA06-E	6 x SC-D	OM3
15024A95912-E	12 x E2000-S APC	OS2
15024A70112-E	12 x ST-S	OM4
15024A50112-E	12 x ST-S	OM3



## DIN rail housings

### Fiber optic OpDAT REG

#### OpDAT REGpro VIK



- > compact distributor housing for TH35 DIN rail systems
- > prepared for installation of pre-assembled installation cables (VIK)
- > suitable for VIKs with universal or breakout cables with a maximum of 12 fibers
- > equipped with adapters
- > front area with labeling strips
- > different mounting positions possible on the top hat rail system
- > cable feeding from top or bottom, straight or angled, with M20 screw fitting (up to 2 possible)

P/N	ADAPTER TYPE	ADAPTER COLOR
15024A07606-E	6 x LC-D APC	green
15024A07406-E	6 x LC-D	blue
15024A07506-E	6 x LC-D	heather violet
15024A07706-E	6 x LC-D	aqua
15024A0F206-E	6 x SC-D APC	green
15024A0E206-E	6 x SC-D	blue
15024A0BB06-E	6 x SC-D	heather violet
15024A0BA06-E	6 x SC-D	aqua
15024A05912-E	12 x E2000-S APC	green

#### OpDAT REGpro24 LC-Q Splice



- > compact distributor housing for TH35 DIN rail systems
- > suitable for splicing installation cables
- > safe installation thanks to pigtail prepared for splicing
- > equipped with LC-Q Adapters adapters and LC pigtails
- > pigtails with semi-tight buffered fibers diam. 0.9 mm, 12 colors, secondary and primary coatings are the same color, length 2 m
- > pigtails inserted and offset in splice storage with crimp splice holders
- > pigtails cleaned and inserted in adapters
- > front area with labeling strips
- > different mounting positions possible on the top hat rail system
- > cable feeding from top or bottom, straight or angled, with M20 screw fitting (up to 2 possible)
- > two M20 cable infeeds with strain relief is included in the delivery contents
- > steel sheet housing, powder coated (light gray, RAL 7035)

P/N	ADAPTER TYPE	FIBER TYPE
15024A97A06-E	6 x LC-Q APC	OS2
15024A97106-E	6 x LC-Q	OS2
15024A77906-E	6 x LC-Q	OM4
15024A57806-E	6 x LC-Q	OM3

#### OpDAT REGpro24 LC-Q VIK



- > compact distributor housing for TH35 DIN rail systems
- > prepared for installation of pre-assembled installation cables (VIK)
- > suitable for VIKs with universal or breakout cables with a maximum of 12 fibers
- > suitable for mini breakout cables with a maximum of 24 fibers
- > equipped with LC-Q adapters
- > front area with labeling strips
- > different mounting positions possible on the top hat rail system
- > cable feeding from top or bottom, straight or angled, with M20 screw fitting (up to 2 possible)
- > steel sheet housing, powder coated (light gray, RAL 7035)

P/N	ADAPTER TYPE	ADAPTER COLOR
15024A07A06-E	6 x LC-Q APC	green
15024A07106-E	6 x LC-Q	blue
15024A07906-E	6 x LC-Q	heather violet
15024A07806-E	6 x LC-Q	aqua

#### OpDAT REGpro connect



- > compact distributor housing for TH35 DIN rail systems
- > suitable for connecting a maximum of 2 installation cables
- > compact connection of installation cables, for instance to extend a connection or when moving distribution cabinets
- > housing with mounted blind plate and splice storage
- > front area with labeling strips
- > different mounting positions possible on the top hat rail system
- > cable feeding from top or bottom, straight or angled, with M20 screw fitting (up to 2 possible)
- > two M20 cable infeeds with strain relief is included in the delivery contents
- > steel sheet housing, powder coated (light gray, RAL 7035)

P/N	COLOR
15024A00000-E	gray





## DIN rail housings

### Fiber optic OpDAT REG

#### OpDAT REG K Splice



- > very compact splice distributor for TH35 DIN rail for up to 8 fiber optic connectors
- > for splicing installation cables
- > equipped with adapters and pigtails
- > different installation variants possible on DIN rail
- > splice storage with crimp splice holder
- > cable feeding from top or bottom
- > M20 cable infeed with strain relief is included in the delivery contents

P/N	ADAPTER TYPE	FIBER TYPE
15024K97A02-E	2 x LC-Q APC	OS2
15024K97102-E	2 x LC-Q	OS2
15024K77902-E	2 x LC-Q	OM4
15024K57802-E	2 x LC-Q	OM3
15024K9F204-E	4 x SC-D APC	OS2
15024K9E204-E	4 x SC-D	OS2
15024K7BB04-E	4 x SC-D	OM4
15024K5BA04-E	4 x SC-D	OM3

#### OpDAT REG K VIK



- > very compact patch distributor for TH35 DIN rail for up to 16 fiber optics connectors
- > prepared for installation of pre-assembled installation cables (OpDAT VIK)
- > fitted with fiber optic adapters
- > different installation variants possible on DIN rail
- > cable feeding from top or bottom
- > M20 cable infeed included in the delivery contents

P/N	ADAPTER TYPE	ADAPTER COLOR
15024K07A04-E	4 x LC-Q APC	green
15024K07904-E	4 x LC-Q	heather violet
15024K07804-E	4 x LC-Q	aqua
15024K0F204-E	4 x SC-D APC	green
15024K0BB04-E	4 x SC-D	heather violet
15024K0BA04-E	4 x SC-D	aqua
15024K0D104-E	4 x ST-D	metallic

#### OpDAT REG K connect



- > very compact housing for TH35 DIN rail for up to 12 fiber optic connectors
- > prepared for connection of two installation cables
- > splice storage with crimp splice holders
- > different installation variants possible on DIN rail
- > cable feeding from top and bottom
- > 2 M20 cable infeeds with strain relief are included in the delivery contents

P/N	SPLICE HOLDER
15024K0B200-E	incl. crimp splice holder

#### OpDAT REGpro modular housing



- > splice distributor for TH35 DIN rail without front plate
- > with or without splice tray with crimp splice holder (CSH) for up to 12 splices
- > with fiber reservoir
- > labeling strips for custom labeling
- > mounting set on the DIN rail via a highly robust DIN rail bracket
- > different installation variants possible on DIN rail
- > for different front plates 3 RU / 7 HP
- > cable feeding from top or bottom, straight or angled, with M20 screw fitting (up to 2 possible)
- > pre-assembled cables can be inserted
- > one M20 cable infeed with strain relief is included in the delivery contents
- > housing cover mounted using just one screw

P/N	HOUSING TYPE	SPLICE HOLDER
15024A10-E	REGpro, unequipped	without splice tray
15024A10-24-E	REGpro24, unequipped	without splice tray
15024A10S-E	REGpro	with splice tray, CSH



## DIN rail housings

Fiber optic OpDAT REG

### OpDAT REG S



- > very compact splice distributor for TH5 DIN rail
- > flat design with one angled outlet (connections on top) and one large cabling chamber
- > excellent operating convenience even with high cabling ducts nearby
- > for installing pigtails or pre-assembled installation cables (VIK)
- > modular design: housing, equipped front plate and splice storage must be ordered separately
- > visible area with labeling strips
- > cable feeding from top or bottom with M20 strain relief (optionally available)
- > with splice storage for crimp or shrink splices available
- > highly stable DIN rail bracket
- > cover secured by captive screw
- > suitable for mixed equipping with glass fiber and copper technology

P/N	SPLICE HOLDER
15024B10-E	for pre-assembled wires
15024B10S-E	incl. crimp splice holder
15024B10S-S	incl. shrink splice holder

### OpDAT REGpro modular LC-D FP



- > front plate 3 RU / 7 HP with LC-D adapters
- > ceramic guide sleeve, slotted for single mode and multi-mode applications
- > suitable for installation in OpDAT REGpro and OpDAT REG S
- > powder-coated steel sheet, light gray RAL 7035

P/N	ADAPTER TYPE	ADAPTER COLOR
15024A7606-E	6 x LC-D APC	green
15024A7406-E	6 x LC-D	blue
15024A7506-E	6 x LC-D	heather violet
15024A7706-E	6 x LC-D	aqua

### OpDAT REGpro modular SC-D FP



- > front plate 3 RU / 7 HP with 6 SC-D adapters
- > ceramic guide sleeve, slotted for single mode and multi-mode applications
- > suitable for installation in OpDAT REGpro and OpDAT REG S
- > powder-coated steel sheet, light gray RAL 7035

P/N	ADAPTER TYPE	ADAPTER COLOR
15024AF206-E	6 x SC-D APC	green
15024AE206-E	6 x SC-D	blue
15024ABB06-E	6 x SC-D	heather violet
15024ABA06-E	6 x SC-D	aqua

### OpDAT REGpro modular E2000 FP



- > front plate 3 RU / 7 HP with 12 E2000 adapters
- > ceramic guide sleeve, slotted for single mode applications
- > suitable for installation in OpDAT REGpro and OpDAT REG S
- > powder-coated steel sheet, light gray RAL 7035

P/N	ADAPTER TYPE	ADAPTER COLOR
15024A5912-E	12 x E2000 APC	green
15024A5812-E	12 x E2000	blue

# DIN rail housings

Fiber optic OpDAT REG

## OpDAT REGpro modular ST FP



- > front plate 3 RU / 7 HP with 12 ST adapters
- > ceramic guide sleeve, slotted for single mode and multi-mode applications
- > suitable for installation in OpDAT REGpro and OpDAT REG S
- > powder-coated steel sheet, light gray RAL 7035

P/N	ADAPTER TYPE	ADAPTER COLOR
15024A0112-E	12 x ST	metallic

# DIN rail housings

USB

## E-DAT Industry terminal rail TS35 + E-DAT Industry USB A coupler insert



- > termination unit for mounting on DIN rail TH35 according to DIN EN 60715 and in electrical distributors for home and industrial installation
- > equipped with a USB-A adapter
- > plugging direction vertical, 90° to the DIN rail
- > the overall width of 1 HP allows for installation of up to 12 devices in standard electrical distributors

P/N	COLOR	DESIGN	USB VERSION
1401U16113KE	light gray	USB A coupler	USB 3.0
1401U06113KE	light gray	USB A coupler	USB 2.0





## DIN rail housings

### Accessories


#### DIN rail adapter



- > DIN rail adapter for mounting 6 x distributor modules, 1 RU in different distribution systems with a DIN rail (TH35)
- > suitable 6 x modules: C6<sub>A</sub> modul 6 port, E-DAT C6<sub>A</sub> 6 port, E-DAT modul 6 port, E-DAT C6 6 port, OpDAT 6M

P/N	COLOR	EQUIPPING	DESIGN
1308990110-E	light gray	unequipped	for 6x distributor modules

#### DIN rail adapter mini



- > for mounting heavy devices on a DIN rail (TH 35)
- > fastening screws are not included in the delivery contents

P/N	COLOR	DESIGN	SCOPE OF DELIVERY
1308990111-I	metallic	DIN rail adapter	without attachment screws

#### DIN rail adapter mini FS



- > for mounting lightweight devices such as wall outlets on a DIN rail (TH 35)
- > delivery contents: adapter and screws (M4 x 6)
- > two DIN rail adapters mini FS are required for mounting a wall outlet

P/N	COLOR	DESIGN	SCOPE OF DELIVERY
1308990112-I	metallic	DIN rail adapter	with attachment screw

#### Cable gland M20 incl. strain relief



- > additional strain relief for OpDAT REGplus or OpDAT REGpro splice distributors
- > M20 screw fitting
- > with strain relief for Kevlar®
- > one additional strain relief per splice distributor possible

P/N	CLAMPING RANGE	COLOR
150240M20Z-E	7-12 mm	gray



# DIN rail housings

Accessories

OpDAT REGpro  
splice tray with  
crimp splice holder




- > splice storage for OpDAT REGpro and OpDAT REGpro24
- > with splice holder for up to 12 crimp or shrink splice protection pieces

P/N	COLOR	SPLICE HOLDER
15024ASK-E	light gray	incl. crimp splice holder
15024ASK-S	light gray	incl. shrink splice holder

## Notes



# Patch panels



1	Copper modular (connection technology module) .....	116
2	Copper compact (LSA connection technology) .....	118
3	DCCS – Data center solution .....	120
4	Fiber optic patch panels 19 inch .....	126
5	Modular 3 RU / 7 HP system .....	133
6	Empty housings and module frames .....	136
7	Coax .....	140
8	Cable management   Special panels .....	140
9	Accessories .....	142

For distributing structured cabling, METZ CONNECT offers patch panels, module and subracks with matching accessories for copper and fiber optic connections in module or compact designs and in different power classes, height units and with different numbers of ports.



## Patch panels

Copper modular (connection technology module)


### C6<sub>A</sub>modul 24 port 180°M 1 RU



- > 19 inch 1 RU module frame with 24 individual modules C6<sub>A</sub>modul 180°
- > GHMT Cat.6<sub>A</sub> re-embedded PVP certified
- > Cat.6<sub>A</sub> component testing according to ISO/IEC 11801, DIN EN 50173-1 and IEC 60603-7-51, GHMT certified
- > for 10BaseT, 100BaseT, ATM 155 MBit/s, Gigabit Ethernet, 10 Gigabit Ethernet, suitable for Remote Powering (PoE, PoE plus, UPoE and 4PPoE), HDBaseT, SAT-IP and AV over IP
- > connection of data lines AWG 26/1 to 22/1 (single wire) and AWG 26/7 to 22/7 (multi-wire) to IDC type terminal blocks
- > migration to 25G systems without special tools
- > strain relief via snap-on clip directly on the charger of the C6<sub>A</sub>modul
- > additional strain relief on the patch panel possible with cable ties
- > M6 x 10 grounding bolts with nuts and lock washers
- > integrated dust protection covers (colored dust protection covers on page 143)

P/N	COLOR	EQUIPPING	DESIGN
130B11P0-E	light gray	24 port	19 inch 1 RU
130B11P1-E	stainless steel	24 port	19 inch 1 RU

### C6<sub>A</sub>modul 48 port 180°M 1.5 RU stainless steel



- > 19 inch 1.5 RU module frame with 48 individual modules C6<sub>A</sub>modul 180°
- > GHMT Cat.6<sub>A</sub> re-embedded PVP certified
- > Cat.6<sub>A</sub> component testing according to ISO/IEC 11801, DIN EN 50173-1 and IEC 60603-7-51, GHMT certified
- > for 10BaseT, 100BaseT, ATM 155 MBit/s, Gigabit Ethernet, 10 Gigabit Ethernet, suitable for Remote Powering (PoE, PoE plus, UPoE and 4PPoE), HDBaseT, SAT-IP and AV over IP
- > connection of data lines AWG 26/1 to 22/1 (single wire) and AWG 26/7 to 22/7 (multi-wire) to IDC type terminal blocks
- > migration to 25G systems without special tools
- > strain relief via snap-on clip directly on the charger of the C6<sub>A</sub>modul
- > additional strain relief on the patch panel possible with cable ties
- > M6 x 10 grounding bolts with nuts and lock washers

P/N	COLOR	EQUIPPING	DESIGN
130B11P4-E	stainless steel	48 port	19 inch 1.5 RU

### C6<sub>A</sub> modul 6 port 180°M 1 RU



- > module frame with 6 individual modules C6<sub>A</sub>modul 180°
- > GHMT Cat.6<sub>A</sub> re-embedded PVP certified
- > Cat.6<sub>A</sub> component testing according to ISO/IEC 11801, DIN EN 50173-1 and IEC 60603-7-51, GHMT certified
- > for 10BaseT, 100BaseT, ATM 155 MBit/s, Gigabit Ethernet, 10 Gigabit Ethernet, suitable for Remote Powering (PoE, PoE plus, UPoE and 4PPoE), HDBaseT, SAT-IP and AV over IP
- > connection of data lines AWG 26/1 to 22/1 (single wire) and AWG 26/7 to 22/7 (multi-wire) to IDC type terminal blocks
- > migration to 25G systems without special tools
- > strain relief via snap-on clip directly on the charger of the C6<sub>A</sub>modul
- > for installation in surface mount housing, DIN rail adapter or 1 RU module frame
- > additional strain relief possible with cable ties
- > M6 x 10 grounding bolts with nuts and lock washers

P/N	COLOR	EQUIPPING	DESIGN
130B11P2-E	stainless steel	6 port	for 1 RU

### C6<sub>A</sub>modul 6 port 180°M 3 RU / 7 HP



- > module frame with 6 individual modules C6<sub>A</sub>modul 180°
- > GHMT Cat.6<sub>A</sub> re-embedded PVP certified
- > Cat.6<sub>A</sub> component testing according to ISO/IEC 11801, DIN EN 50173-1 and IEC 60603-7-51, GHMT certified
- > for 10BaseT, 100BaseT, ATM 155 MBit/s, Gigabit Ethernet, 10 Gigabit Ethernet, suitable for Remote Powering (PoE, PoE plus, UPoE and 4PPoE), HDBaseT, SAT-IP and AV over IP
- > connection of data lines AWG 26/1 to 22/1 (single wire) and AWG 26/7 to 22/7 (multi-wire) to IDC type terminal blocks
- > migration to 25G systems without special tools
- > strain relief via snap-on clip directly on the charger of the C6<sub>A</sub>modul
- > 3 RU module frame front made of silver anodized aluminum for installation in 3 RU subracks
- > with view window for enclosed labeling inserts

P/N	COLOR	EQUIPPING	DESIGN
130B11E2-E	aluminum anodized	6 port	3 RU / 7 HP



## Patch panels

Copper modular (connection technology module)


### E-DAT modul 24 x 8(8) 1 RU patch panel Cat.6<sub>A</sub>



- > 19 inch 1 RU stainless steel module frame with 24 E-DAT modul with individual modules
- > GHMT Cat.6<sub>A</sub> re-embedded certified
- > Cat.6<sub>A</sub> component testing according to ISO/IEC 11801, DIN EN 50173-1 and IEC 60603-7-51, GHMT certified
- > for 10BaseT, 100BaseT, ATM 155 MBit/s, Gigabit Ethernet, 10 Gigabit Ethernet, suitable for Remote Powering (PoE, PoE plus, UPoE and 4PPoE), HDBaseT, SAT-IP and AV over IP
- > easy assembly and connection of the 2 to 4 pair data line AWG 26/1 to 22/1 and stranded conductor with 7-wire copper core AWG 26/7 to 22/7 on MC 8x IDC type terminal blocks
- > labeling of wire assignment T568A and T568B
- > M6 x 10 grounding bolts with nuts and lock washers
- > integrated dust protection covers (colored dust protection covers on page 143)

P/N	COLOR	EQUIPPING	DESIGN
130920-E	light gray	24 port	19 inch 1 RU
130921-E	stainless steel	24 port	19 inch 1 RU

### E-DAT modul 48 x 8(8) 1.5 HE patch panel Cat.6<sub>A</sub>, stainless steel



- > 19 inch 1.5 RU stainless steel module frame with 48 E-DAT modul with individual modules
- > GHMT Cat.6<sub>A</sub> re-embedded certified
- > Cat.6<sub>A</sub> component testing according to ISO/IEC 11801, DIN EN 50173-1 and IEC 60603-7-51, GHMT certified
- > for 10BaseT, 100BaseT, ATM 155 MBit/s, Gigabit Ethernet, 10 Gigabit Ethernet, suitable for Remote Powering (PoE, PoE plus, UPoE and 4PPoE), HDBaseT, SAT-IP and AV over IP
- > easy assembly and connection of the 2 to 4 pair data line AWG 26/1 to 22/1 and stranded conductor with 7-wire copper core AWG 26/7 to 22/7 on MC 8x IDC type terminal blocks
- > labeling of wire assignment T568A and T568B
- > M6 x 10 grounding bolts with nuts and lock washers
- > incl. 30 cm grounding cable

P/N	COLOR	EQUIPPING	DESIGN
130924-E	stainless steel	48 port	19 inch 1.5 RU

### E-DAT modul 6 x 8(8) 1 RU patch panel Cat.6<sub>A</sub>



- > module frame with 6 E-DAT modul individual modules
- > GHMT Cat.6<sub>A</sub> re-embedded certified
- > Cat.6<sub>A</sub> component testing according to ISO/IEC 11801, DIN EN 50173-1 and IEC 60603-7-51, GHMT certified
- > for 10BaseT, 100BaseT, ATM 155 MBit/s, Gigabit Ethernet, 10 Gigabit Ethernet, suitable for Remote Powering (PoE, PoE plus, UPoE and 4PPoE), HDBaseT, SAT-IP and AV over IP
- > easy assembly and connection of the 2 to 4 pair data line AWG 26/1 to 22/1 and stranded conductor with 7-wire copper core AWG 26/7 to 22/7 on MC 8x IDC type terminal blocks
- > labeling of wire assignment T568A and T568B
- > 1 RU module frame for installation in flush-mounted housing, DIN rail adapter or 1 RU module frame
- > additional strain relief possible with cable ties
- > M6 x 10 grounding bolts with nuts and lock washers

P/N	COLOR	EQUIPPING	DESIGN
130922-03-E	stainless steel	6 port	for 1 RU

### E-DAT modul 6 x 8(8) 3 RU patch panel Cat.6<sub>A</sub>



- > module frame with 6 E-DAT modul individual modules
- > GHMT Cat.6<sub>A</sub> re-embedded certified
- > Cat.6<sub>A</sub> component testing according to ISO/IEC 11801, DIN EN 50173-1 and IEC 60603-7-51, GHMT certified
- > for 10BaseT, 100BaseT, ATM 155 MBit/s, Gigabit Ethernet, 10 Gigabit Ethernet, suitable for Remote Powering (PoE, PoE plus, UPoE and 4PPoE), HDBaseT, SAT-IP and AV over IP
- > easy assembly and connection of the 2 to 4 pair data line AWG 26/1 to 22/1 and stranded conductor with 7-wire copper core AWG 26/7 to 22/7 on MC 8x IDC type terminal blocks
- > labeling of wire assignment T568A and T568B
- > 3 RU module frame front made of silver anodized aluminum for installation in 3 RU subracks
- > with view window for enclosed labeling inserts

P/N	COLOR	EQUIPPING	DESIGN
130922-02-E	aluminum anodized	6 port	3 RU / 7 HP



## Patch panels

Copper compact (LSA connection technology)

### E-DAT C6<sub>A</sub> 24 port patch panel 0.5 RU LSA



- > 19 inch 0.5 RU frame made of black metal, with 24 individually shielded RJ45 jacks
- > Cat.6<sub>A</sub> component testing according to ISO/IEC 11801, DIN EN 50173-1 and IEC 60603-7-51, GHMT certified
- > for 10BaseT, 100BaseT, ATM 155 MBit/s, Gigabit Ethernet, 10 Gigabit Ethernet, suitable for Remote Powering (PoE, PoE plus, UPoE and 4PPoE), HDBaseT, SAT-IP and AV over IP
- > the wire pairs can be fed to the LSA terminal block without unwinding the stranding
- > connect the 2 to 4-pair data lines to LSA IDC type terminal blocks (AWG 26/1 to 22/1)
- > strain relief and shield contact via two separate cable clamps

P/N	COLOR	EQUIPPING	DESIGN
130854C-29-E	black	8 x 3 port	19 inch 0.5 RU

### E-DAT C6<sub>A</sub> 24 port patch panel 1 RU LSA



- > 19 inch 1 RU frame made of silver anodized aluminum, with 24 individually shielded RJ45 jacks
- > Cat.6<sub>A</sub> component testing according to ISO/IEC 11801, DIN EN 50173-1 and IEC 60603-7-51, GHMT certified
- > for 10BaseT, 100BaseT, ATM 155 MBit/s, Gigabit Ethernet, 10 Gigabit Ethernet, suitable for Remote Powering (PoE, PoE plus, UPoE and 4PPoE), HDBaseT, SAT-IP and AV over IP
- > the wire pairs can be fed to the LSA terminal block without unwinding the stranding
- > connect the 2 to 4-pair data lines to LSA IDC type terminal blocks (AWG 26/1 to 22/1)

P/N	COLOR	EQUIPPING	DESIGN
130855C-E	aluminum anodized	24 port	19 inch 1 RU

### E-DAT C6<sub>A</sub> 24 port patch panel 1 RU LSA modular



- > 19 inch 1 RU frame made of silver anodized aluminum, with 24 individually shielded RJ45 jacks
- > Cat.6<sub>A</sub> component testing according to ISO/IEC 11801, DIN EN 50173-1 and IEC 60603-7-51, GHMT certified
- > for 10BaseT, 100BaseT, ATM 155 MBit/s, Gigabit Ethernet, 10 Gigabit Ethernet, suitable for Remote Powering (PoE, PoE plus, UPoE and 4PPoE), HDBaseT, SAT-IP and AV over IP
- > four module housings made of die-cast zinc with six RJ45-jacks each
- > the wire pairs can be fed to the LSA terminal block without unwinding the stranding
- > connect the 2 to 4-pair data lines to LSA IDC type terminal blocks (AWG 26/1 to 22/1)
- > view window for enclosed labeling inserts
- > additional strain relief possible with cable ties

P/N	COLOR	EQUIPPING	DESIGN
130856C-E	metallic	4 x 6 port	19 inch 1 RU

### E-DAT C6<sub>A</sub> 6 port 1 RU insert



- > module for installation in DIN rail adapter, empty surface-mounted housing or 1 RU subrack
- > Cat.6<sub>A</sub> component testing according to ISO/IEC 11801, DIN EN 50173-1 and IEC 60603-7-51, GHMT certified
- > for 10BaseT, 100BaseT, ATM 155 MBit/s, Gigabit Ethernet, 10 Gigabit Ethernet, suitable for Remote Powering (PoE, PoE plus, UPoE and 4PPoE), HDBaseT, SAT-IP and AV over IP
- > the wire pairs can be fed to the LSA terminal block without unwinding the stranding
- > connect the 2 to 4-pair data lines to LSA IDC type terminal blocks (AWG 26/1 to 22/1)
- > additional strain relief possible with cable ties

P/N	COLOR	EQUIPPING	DESIGN
860018-11C-E	gray	6 port	for 1 RU



## Patch panels

Copper compact (LSA connection technology)

### E-DAT C6<sub>A</sub> 6 port 3 RU / 7 HP LSA modular



- > 3 RU module in anodized aluminum for installation in 3 RU frame
- > Cat.6<sub>A</sub> component testing according to ISO/IEC 11801, DIN EN 50173-1 and IEC 60603-7-51, GHMT certified
- > for 10BaseT, 100BaseT, ATM 155 MBit/s, Gigabit-Ethernet,
- > 10 Gigabit-Ethernet, suitable for Remote Powering (PoE, PoE plus, UPoE and 4PPoE), HDBaseT, SAT-IP and AV over IP
- > the wire pairs can be fed to the LSA terminal block without unwinding the stranding
- > connect the 2 to 4-pair data lines to LSA IDC type terminal blocks (AWG 26/1 to 22/1)
- > view window for enclosed labeling inserts
- > additional strain relief possible with cable ties
- > module connected with ground rail, incl. 30 cm grounding cable

P/N	COLOR	EQUIPPING	DESIGN
130857C-E	aluminum anodized	6 port	3 RU / 7 HP

### E-DAT C6<sub>A</sub> 6 port surface mount housing pure white



- > surface mount distributor for surface mounting as 6 port distributor or wall outlet for structured building cabling
- > Cat.6<sub>A</sub> component testing according to ISO/IEC 11801, DIN EN 50173-1 and IEC 60603-7-51, GHMT certified
- > for 10BaseT, 100BaseT, ATM 155 MBit/s, Gigabit Ethernet, 10 Gigabit Ethernet, suitable for Remote Powering (PoE, PoE plus, UPoE and 4PPoE), HDBaseT, SAT-IP and AV over IP
- > the wire pairs can be fed to the LSA terminal block without unwinding the stranding
- > connect the 2 to 4-pair data lines to LSA IDC type terminal blocks (AWG 26/1 to 22/1)
- > view window for enclosed labeling inserts
- > additional strain relief possible with cable ties
- > color: pure white RAL 9010

P/N	COLOR	EQUIPPING	DESIGN
130862-21C-E	pure white RAL 9010	6 port	flush-mounted

### UTP 24 port 1 RU LSA Cat.6 patch panel



- > 19 inch 1 RU Cat.6 patch panel with 24 RJ45 jacks 8(8)
- > 19 inch module frame made of steel sheet, black
- > 4 individual connection blocks, 6 port, unshielded
- > connect the unshielded connection lines to LSA IDC type terminal blocks (AWG 22 to 26)
- > wire connection possible according to T568A and T568B
- > with 4 snap-in plastic cable brackets

P/N	COLOR	EQUIPPING	DESIGN
130A10-AP29-E	black	4 x 6 port UTP	19 inch 1 RU

### UTP 24 port 1 RU LSA Cat.5e patch panel



- > 19 inch 1 RU Cat.5e patch panel with 24 RJ45 jacks 8(8)
- > 19 inch module frame made of steel sheet, black
- > 4 individual connection blocks, 6 port, unshielded
- > connect the unshielded connection lines to LSA IDC type terminal blocks (AWG 22 to 26)
- > wire connection possible according to T568A and T568B
- > with 4 snap-in plastic cable brackets

P/N	COLOR	EQUIPPING	DESIGN
130A08-AP29-E	black	4 x 6 port UTP	19 inch 1 RU



## Patch panels

Copper compact (LSA connection technology)

### UAE 50 x 8(4) Cat.3 patch panel, black steel sheet



- > 19 inch 1 RU Cat.3 patch panel with 50 RJ45 jacks 8(4)
- > 19 inch module frame made of steel sheet, painted black
- > connect the connection lines to LSA IDC type terminal blocks (AWG 22-26)
- > suitable for diameters from 0.4 to 0.6 mm
- > connectable cable types: 10 x 10 DA, 4 x 25 DA, 2 x 50 DA (DA = double core)
- > wiring according to ISO/IEC 11801/EN 50173-1, the pairs of cores can be guided to the terminal block without unwinding the stranding
- > strain relief via cable ties on the back of the cable clamp

P/N	COLOR	EQUIPPING	DESIGN
130886-0203-E	black	50 x 8(4)	19 inch 1 RU

### UAE 25 x 8(4) Cat.3 patch panel, black steel sheet



- > 19 inch 1 RU Cat.3 patch panel with 25 RJ45 jacks 8(4)
- > 19 inch module frame made of steel sheet, painted black
- > connect the connection lines to LSA IDC type terminal blocks (AWG 22 to 26)
- > suitable for diameters from 0.4 to 0.6 mm
- > connectable cable types: 5 x 10 DA, 2 x 25 DA, 1 x 50 DA (DA = double core)
- > wiring according to ISO/IEC 11801/EN 50173-1, the pairs of cores can be guided to the terminal block without unwinding the stranding
- > strain relief via cable ties on the back of the cable clamp

P/N	COLOR	EQUIPPING	DESIGN
130814-0203-E	black	25 x 8(4)	19 inch 1 RU

## Patch panels

DCCS – Data center solution

### DCCS BGT 19 inch 1 RU subrack



- > 19 inch 1 RU subrack for mounting up to 8 DCCS subassemblies
- > very high packing density: for RJ45 up to 48 port, for fiber optic up to 48 duplex adapters (96 fibers)
- > steel sheet frame powder coated
- > port numbering from 1 to 48
- > the port numbering is retained when installing DCCS RJ45 subassemblies and DCCS fiber optic subassemblies
- > grounding set included
- > downward compatible with previous version DCCS with simple installation

P/N	COLOR
130D2B2B-E	black
130D2B2G-E	gray

### DCCS subassembly C6<sub>A</sub> MTC1



- > subassembly 6 port RJ45 for mounting on a 24-pair installation cable AWG26 or AWG23
- > Alien Next optimized, shielded individual jacks
- > the locking levers for patch cords connected to the DCCS2 subassemblies all point upward and can be operated easily at any time
- > connection of one data line AWG 26/1 to 22/1 (single wire) to LSA IDC type terminal blocks
- > labeling of wire assignment T568A and T568B
- > robust subassembly housing, finished
- > shield contact separated from the strain relief for the installation cable
- > suitable for 10 GBit/s Ethernet (IEEE 802.3an), Remote Powering (PoE, PoE plus, UPoE and 4PPoE), HDBaseT, SAT-IP and AV over IP
- > GHMT Cat.6<sub>A</sub> re-embedded certified
- > compliance with Class E<sub>A</sub> up to 500 MHz according to ISO/IEC 11801, GHMT certified

P/N	DESIGN	ASSIGNMENT	POSSIBLE CABLES
130D2CM1-E	6 x RJ45	T568A and T568B	for 1 x 24 pairs







## Patch panels

DCCS – Data center solution

### DCCS subassembly C6<sub>A</sub> MTC6



- > subassembly 6 port RJ45 for mounting 6 individual installation cables
- > Alien Next optimized, shielded individual jacks
- > the locking levers for patch cords connected to the DCCS2 subassemblies all point upward and can be operated easily at any time
- > connection of one data line AWG 26/1 to 22/1 (single wire) to LSA IDC type terminal blocks
- > labeling of wire assignment T568A and T568B
- > robust subassembly housing, finished
- > shield contact separated from the strain relief for the installation cable
- > suitable for 10 GBit/s Ethernet (IEEE 802.3an), Remote Powering (PoE, PoE plus, UPoE and 4PPoE), HDBaseT, SAT-IP and AV over IP
- > GHMT Cat.6<sub>A</sub> re-embedded certified
- > compliance with Class E<sub>A</sub> up to 500 MHz according to ISO/IEC 11801, GHMT certified

P/N	DESIGN	ASSIGNMENT	POSSIBLE CABLES
130D2CM6-E	6 x RJ45	T568A and T568B	6 cables 4 pairs

### DCCS subassembly 6 port RJ45



- > subassembly 6 port RJ45 made of a robust stainless steel frame and 6 individual modules made of die-cast zinc, finished
- > compliance with Class E<sub>A</sub> up to 500 MHz according to ISO/IEC 11801
- > for connecting 6 individual installation cables
- > individual module Alien Next optimized
- > front: The locking levers for patch cords connected to the DCCS2 subassemblies all point upward and can be operated easily at any time
- > connection of six data lines possible AWG 27/7 to 22/7, AWG 24/1 to 22/1 via IDC contacting
- > labeling the wire assignment T568B
- > shield contact separated from the strain relief for the installation cable on the individual modules
- > robust subassembly bracket made of stainless steel
- > suitable for 10 GBit Ethernet (IEEE 802.3an), Remote Powering (PoE, PoE plus and UPoE)

P/N	COLOR	DESIGN	INSTALLATION CUT-OUT
130D2CMM6-E	stainless steel	6 port RJ45, T568B	industry module

### DCCS subassembly 6 port RJ45 – Cross Connect



- > cross-connect subassembly 6 port RJ45 made of a robust stainless steel frame and 6 adapters made of die-cast zinc, finished
- > for connecting 6 patch cords each on the front and back sides
- > individual module, Alien Next optimized
- > front: The locking levers for patch cords connected to the DCCS2 subassemblies all point upward and can be operated easily at any time
- > back side: the locking levers of the patch cord connected to the DCCS subassemblies point upwards on the front and back and can be operated easily at any time
- > robust subrack made of stainless steel
- > mounting and equipotential bonding in 19 inch subrack with a manually operated knurled screw
- > compliance with Class E<sub>A</sub> up to 500 MHz according to ISO/IEC 11801
- > suitable for 10 GBit Ethernet (IEEE 802.3an), Remote Powering (PoE, PoE plus and UPoE)

P/N	COLOR	DESIGN	INSTALLATION CUT-OUT
130D2CMC6-E	stainless steel	6 port RJ45 adapter	industry module

### DCCS subassembly 4 port unequipped



- > DCCS 4 port subassembly unequipped for individual module in MC Modul design
- > robust stainless steel frame
- > mounting in 19 inch subrack with a knurled screw
- > easy mounting/removal in 19 inch subrack in 19 inch cabinet (plug and play)
- > suitable RJ45 modules: 130B11-25-E, 130B11-E, 130910-I, 130909-I, 130909-I-B1, 130908-I and 130908-I-B1
- > suitable RJ45 adapters: 1309A0-I
- > suitable fiber optic modules: 15091001-I, 1509107B-I, 15091071-I, 15091072-I, 15091075-I, 15091076-I and 1509107M-I
- > suitable Coax modules: 130898-01-I, 130898-02-I and 130898-03-I
- > suitable blind modules: 130898-00-I and 130898-00-RW-I

P/N	COLOR	DESIGN	INSTALLATION CUT-OUT
130D2CBU4-E	stainless steel	4 port unequipped	MC Modul



## Patch panels

DCCS – Data center solution

### DCCS subassembly 4 port unequipped Keystone



- > DCCS 4 port subassembly for individual modules with Keystone installation cut-out, unequipped
- > robust stainless steel frame
- > mounting in 19 inch subrack with a knurled screw
- > easy mounting/removal in 19 inch subrack in 19 inch cabinet (plug and play)
- > suitable RJ45 modules: 130B21-25-E, 130B21-E, 130910KI, 130A10-I, 130A10-I-B1, 130A10-29-I, 130A10-29-I-B1, 130A08-I and 130A08-I-B1
- > suitable RJ45 adapters: 1309A0-I
- > suitable fiber optic modules: 1509107B-I, 15091071-I, 15091072-I, 15091075-I, 15091076-I and 1509107M-I
- > suitable Coax modules: 130898-0103KI, 130898-0203KI and 130898-0303KI
- > suitable blind modules: 130898-0003KI and 130898-0029KI

P/N	COLOR	DESIGN	INSTALLATION CUT-OUT
130D2CKU4-E	stainless steel	4 port unequipped	Keystone

### DCCS subassembly 6 port unequipped for E-DAT Industry Inserts



- > DCCS 6 port subassembly for individual module with installation cut-out-STEADYTEC module, unequipped
- > robust subrack made of stainless steel
- > mounting and equipotential bonding in 19 inch subrack with a manually operated knurled screw
- > easy mounting/removal in 19 inch subrack in 19 inch cabinet (plug and play)
- > suitable RJ45 modules: 1401100810MI, 1401800810MI and 140190081MI
- > suitable RJ45 adapters: 1401200810MI
- > suitable USB adapters: 1401U00812KI (USB2 A/A) and 1401U10812KI (USB3 A/A)

P/N	COLOR	DESIGN	INSTALLATION CUT-OUT
130D2CMU6-E	stainless steel	6 port unequipped	industry module

## Configurator – DCCS – Data Center Compact Solution copper

- > DCCS Link



[www.metz-connect.com/  
configurator-dccs-copper](http://www.metz-connect.com/configurator-dccs-copper)



## Patch panels

DCCS – Data center solution

### DCCS Link LC-Duplex



- > DCCS-Link, consisting of a pre-assembled cable with DCCS housings mounted on both sides
- > housing equipped on the front with six LC-Duplex adapters each
- > easy mounting/removal in DCCS subrack (19 inch, 1 RU) and easy patching on the front side using duplex patch cords
- > mini breakout cable with 12 fixed wires, cable diameter: 6.9 mm
- > assignment/polarity: crossed (standard) or uncrossed
- > delivery with serial number and measurement protocol
- > housing: galvanized steel sheet, front stainless steel, strain relief via cable gland
- > customer-specific cable lengths between 1 and 999 m
- > variants: blue (SM), green (SM APC), lime green (OM5), heather violet (OM4), aqua (OM3)
- > all available variants can be created using the DCCS fiber optic configurator

P/N	FIBER	CONNECTORS
130D2F9KKBXXXE	OS2	6 x LC-D APC / 6 x LC-D APC
130D2F9JJBXXXE	OS2	6 x LC-D UPC / 6 x LC-D UPC
130D2F8JJBXXXE	OM5	6 x LC-D / 6 x LC-D
130D2F7JJBXXXE	OM4	6 x LC-D / 6 x LC-D
130D2F5JJBXXXE	OM3	6 x LC-D / 6 x LC-D

### DCCS Link VIK LC-Duplex



- > DCCS-Link VIK, consisting of a pre-assembled cable with DCCS housing mounted on one side. The second end is protected by a pulling aid
- > the pulling aid ensures secure installation even in narrow cable ducts. The end of the cable, fitted with simplex connectors, can be installed in either a DCCS subassembly or, for instance, in a 19 inch patch panel
- > housing equipped on the front with six LC-Duplex adapters
- > easy mounting/removal in DCCS subrack (19 inch, 1 RU) and easy patching on the front side using duplex patch cords
- > mini breakout cable with 12 fixed wires, cable diameter: 6.9 mm
- > assignment/polarity: freely selectable during interconnection
- > delivery with serial number and measurement protocol
- > housing: galvanized steel sheet, front stainless steel, strain relief via cable gland
- > customer-specific cable lengths between 1 and 999 m
- > variants: blue (SM), green (SM APC), lime green (OM5), heather violet (OM4), aqua (OM3)
- > all available variants can be created using the DCCS fiber optic configurator

P/N	FIBER	CONNECTORS
130D2F9KK5XXXN	OS2	6 x LC-D APC / 12 x LC-S APC
130D2F9JJ5XXXN	OS2	6 x LC-D UPC / 12 x LC-S UPC
130D2F8JJ5XXXN	OM5	6 x LC-D / 12 x LC-S
130D2F7JJ5XXXN	OM4	6 x LC-D / 12 x LC-S
130D2F5JJ5XXXN	OM3	6 x LC-D / 12 x LC-S



## Patch panels

### DCCS – Data center solution


#### DCCS Link E2000-Duplex



- > DCCS-Link, consisting of a pre-assembled cable with DCCS housings mounted on both sides
- > housing equipped on the front with six E2000-Duplex adapters
- > easy mounting/removal in DCCS subrack (19 inch, 1 RU) and easy patching on the front side using duplex patch cords
- > mini breakout cable with 12 fixed wires, cable diameter: 6.9 mm
- > assignment/polarity: crossed (standard) or uncrossed
- > delivery with serial number and measurement protocol
- > housing: galvanized steel sheet, front stainless steel, strain relief via cable gland
- > customer-specific cable lengths between 1 and 999 m
- > all available variants can be created using the DCCS fiber optic configurator

P/N	FIBER	CONNECTORS
130D2F9QQBXXXE	OS2	6 x E2000-D APC / 6 x E2000-D APC
130D2F8PPBXXXE	OM5	6 x E2000-D / 6 x E2000-D
130D2F7PPBXXXE	OM4	6 x E2000-D / 6 x E2000-D

#### DCCS Link VIK E2000-Duplex



- > DCCS-Link VIK, consisting of a pre-assembled cable with DCCS housing mounted on one side. The second end is protected by a pulling aid
- > the pulling aid ensures secure installation even in narrow cable ducts. The end of the cable, fitted with simplex plugs, can be installed in either a DCCS subassembly or, for instance, in a 19 inch patch panel
- > housing equipped on the front with six E2000-Duplex adapters
- > mini breakout cable with 12 fixed wires, cable diameter: 6.9 mm
- > assignment/polarity: freely selectable during interconnection
- > delivery with serial number and measurement protocol
- > housing: galvanized steel sheet, front stainless steel, strain relief via cable gland
- > customer-specific cable lengths between 1 and 999 m
- > variants: green (SM APC), lime green (OM5), heather violet (OM4)
- > all available variants can be created using the DCCS fiber optic configurator

P/N	FIBER	CONNECTORS
130D2F9QQ5XXXE	OS2	6 x E2000-D APC / 12 x E2000-S APC
130D2F8PP5XXXE	OM5	6 x E2000-D / 12 x E2000-S
130D2F7PP5XXXE	OM4	6 x E2000-D / 12 x E2000-S

#### DCCS Link MTP®



- > DCCS-Link, consisting of a pre-assembled cable with DCCS housings mounted on both sides
- > housing equipped on the front with MTP® adapters each
- > easy mounting/removal in DCCS subrack (19 inch, 1 RU) and easy patching on the front side using MTP® patch cords
- > trunk cable with 6 x 12 fibers, cable diameter: 9.6 mm
- > assignment/polarity: type A or type B (standard)
- > delivery with serial number and measurement protocol
- > housing: galvanized steel sheet, front stainless steel, strain relief via cable gland
- > customer-specific cable lengths between 1 and 999 m
- > variants: green (SM APC), lime green (OM5), heather violet (OM4)
- > all available variants can be created using the DCCS fiber optic configurator

P/N	FIBER	CONNECTORS	ASSIGNMENT
130D2R9MMBXXXB	OS2	6 x MTP12-M / 6 x MTP12-M	Type B
130D2R8MMBXXXB	OM5	6 x MTP12-M / 6 x MTP12-M	Type B
130D2R7MMBXXXB	OM4	6 x MTP12-M / 6 x MTP12-M	Type B

#### DCCS Link VIK MTP®



- > DCCS-Link VIK, consisting of a pre-assembled cable with DCCS housing mounted on one side. The second end is protected by a pulling aid
- > the pulling aid ensures secure installation even in narrow cable ducts. The ends of the cable with MTP® connectors can be installed, for instance, in a DCCS subassembly
- > housing equipped on the front with six MTP® adapters
- > easy mounting/removal in DCCS subrack (19 inch, 1 RU) and easy patching on the front side using duplex patch cords
- > trunk cable with 6 x 12 fibers, cable diameter: 9.6 mm
- > assignment/polarity: type A or type B (standard)
- > delivery with serial number and measurement protocol
- > housing: galvanized steel sheet, front stainless steel, strain relief via cable gland
- > customer-specific cable lengths between 1 and 999 m
- > variants: green (SM APC), lime green (OM5), heather violet (OM4)

P/N	FIBER	CONNECTORS	ASSIGNMENT
130D2R9MM5XXXB	OS2	6 x MTP12-M / 6 x MTP12-M	Type B
130D2R8MM5XXXB	OM5	6 x MTP12-M / 6 x MTP12-M	Type B
130D2R7MM5XXXB	OM4	6 x MTP12-M / 6 x MTP12-M	Type B



## Patch panels

DCCS – Data center solution

### DCCS subassembly with duplex adapters



- > DCCS housing with 6 duplex adapters mounted on the front
- > easy mounting/removal in DCCS subrack (19 inch, 1 RU)
- > suitable for installation of pre-assembled installation cables (VIK) with mini breakout cables in customer-specific lengths
- > housing: galvanized steel sheet, front stainless steel, strain relief via M20 cable gland
- > all available variants can be created using the DCCS fiber optic configurator

P/N	FIBER	CONNECTORS
130D209K00000N	OS2	LC-D APC
130D209J00000N	OS2	LC-D UPC
130D209Q00000N	OS2	E2000-D APC
130D208J00000N	OM5	LC-D
130D207J00000N	OM4	LC-D
130D205J00000N	OM3	LC-D

### DCCS subassembly with MTP® adapters



- > DCCS housing with 6 MTP® adapters mounted on the front
- > easy mounting/removal in DCCS subrack (19 inch, 1 RU)
- > suitable for installation of pre-assembled installation cables (VIK) in customer-specific lengths
- > assignment/polarity: type A (standard) or type B
- > housing: galvanized steel sheet, front stainless steel, strain relief via cable gland
- > all available variants can be created using the DCCS fiber optic configurator

P/N	FIBER	CONNECTORS
130D209M00000A	OS2	MTP®, type A (key up/key down)
130D208M00000A	OM5	MTP®, type A (key up/key down)
130D208M00000B	OM5	MTP®, type B (key up/key up)
130D207M00000A	OM4	MTP®, type A (key up/key down)
130D205M00000A	OM3	MTP®, type A (key up/key down)

### DCCS subassembly with fanout (12 buffers)



- > DCCS housing with 6 duplex adapters on the front and one MTP® adapter mounted on the back. Buffer fanout with 12 buffers installed on the inside
- > easy mounting/removal in DCCS subrack (19 inch, 1 RU)
- > suitable for dividing or combining duplex to multi-fiber cables
- > assignment/polarity: type A (duplex pairing: 1+2/3+4/...) or type B (duplex pairing: 1+12/2+11/...)
- > housing: galvanized steel sheet, front: stainless steel
- > all available variants can be created using the DCCS fiber optic configurator

P/N	FIBER	CONNECTORS	ASSIGNMENT
130D219KM0000B	OS2	6 x LC-D APC/MTP12-M	type B
130D219JM0000B	OS2	6 x LC-D UPC/MTP12-M	type B
130D219QM0000B	OS2	6 x E2000-D APC/MTP12-M	type B
130D218JM0000B	OM5	6 x LC-D/MTP12-M	type B
130D217JM0000B	OM4	6 x LC-D/MTP12-M	type B
130D215JM0000B	OM3	6 x LC-D/MTP12-M	type B

### DCCS subassembly with fanout (8 buffers)



- > DCCS housing with 4 duplex adapters on the front and one MTP® adapter mounted on the back. Buffer fanout with 8 buffers installed on the inside
- > easy mounting/removal in DCCS subrack (19 inch, 1 RU)
- > suitable for dividing or combining duplex to multi-fiber cables
- > assignment/polarity: type A (duplex pairing: 1+2/3+4/...) or type B (duplex pairing: 1+12/2+11/...)
- > housing: galvanized steel sheet, front: stainless steel
- > all available variants can be created using the DCCS fiber optic configurator

P/N	FIBER	CONNECTORS	ASSIGNMENT
130D229KM0000B	OS2	4 x LC-D APC/MTP8-M	type B
130D229JM0000B	OS2	4 x LC-D UPC/MTP8-M	type B
130D229QM0000B	OS2	4 x E2000-D APC/MTP8-M	type B
130D228JM0000B	OM5	4 x LC-D/MTP8-M	type B
130D227JM0000B	OM4	4 x LC-D/MTP8-M	type B
130D225JM0000B	OM3	4 x LC-D/MTP8-M	type B



## Patch panels

DCCS – Data center solution

### Configurator – DCCS – Data Center Compact Solution fiber optic

- > DCCS Link
- > DCCS subassembly



[www.metz-connect.com/  
configurator-dccs-fo](http://www.metz-connect.com/configurator-dccs-fo)

### DCCS blind modul for 19 inch 1 RU subrack black



- > blind covers to seal unused openings in DCCS subracks
- > installation materials enclosed
- > steel sheet black powder coated


P/N	COLOR	DESIGN
130DBL1-E	black	blind cover

## Patch panels

Fiber optic patch panels 19 inch



### OpDAT fix LC-D Splice



- > 19 inch, 1 RU fiber optic patch panel for fixed installation
- > equipped with LC-D adapters and LC pigtails
- > pigtails with semi-tight buffered fibers diam. 0.9 mm, 12 colors, secondary and primary coatings are the same color. Length: 2.0 m
- > pigtails inserted and offset in standard splice trays with crimp splice holders
- > pigtails cleaned and inserted in adapters
- > lightweight aluminum construction with steel sheet front panel (gray or black)
- > unoccupied breakouts are closed with dummy connectors
- > removable front plate for easily mounting adapters
- > easy to service, screw-fitted cover
- > multiple cable inlet options on the back side (attachment with PG13,5, PG16 and PG21 or M20 and M25)
- > one M20 cable infeed is included

P/N	ADAPTER TYPE	FIBER TYPE
1502597606-F	6 x LC-D APC	OS2
1502597612-F	12 x LC-D APC	OS2
1502597624-E	24 x LC-D APC	OS2
1502597406-F	6 x LC-D	OS2
1502597412-F	12 x LC-D	OS2
1502597424-E	24 x LC-D	OS2
1502587M06-F	6 x LC-D	OM5
1502587M12-F	12 x LC-D	OM5
1502587M24-E	24 x LC-D	OM5
1502577506-F	6 x LC-D	OM4
1502577512-F	12 x LC-D	OM4
1502577524-E	24 x LC-D	OM4
1502557706-F	6 x LC-D	OM3
1502557712-F	12 x LC-D	OM3
1502557724-E	24 x LC-D	OM3






## Patch panels

Fiber optic patch panels 19 inch


### OpDAT fix LC-D VIK



- > 19 inch, 1 RU fiber optic patch panel for fixed installation
- > equipped with LC-D adapters
- > prepared for installation of pre-assembled installation cables (OpDAT VIK)
- > lightweight aluminum construction with steel sheet front panel (gray or black)
- > unoccupied breakouts are closed with dummy connectors
- > removable front plate for easily mounting adapters
- > easy to service, screw-fitted cover
- > multiple cable inlet options on the back side (attachment with PG13,5, PG16 and PG21 or M20 and M25)
- > fastening of pre-assembled installation cables (OpDAT VIK) in a U-neck without tools

P/N	ADAPTER TYPE	ADAPTER COLOR
1502507606-F	6 x LC-D	green
1502507612-F	12 x LC-D	green
1502507624-E	24 x LC-D	green
1502507406-F	6 x LC-D	blue
1502507412-F	12 x LC-D	blue
1502507424-E	24 x LC-D	blue
1502507M06-F	6 x LC-D	lime green
1502507M12-F	12 x LC-D	lime green
1502507M24-E	24 x LC-D	lime green
1502507506-F	6 x LC-D	heather violet
1502507512-F	12 x LC-D	heather violet
1502507524-E	24 x LC-D	heather violet
1502507706-F	6 x LC-D	aqua
1502507712-F	12 x LC-D	aqua
1502507724-E	24 x LC-D	aqua

### OpDAT fix SC-D Splice



- > 19 inch, 1 RU fiber optic patch panel for fixed installation
- > equipped with SC-D adapters with SC pigtails
- > pigtails with semi-tight buffered fibers diam. 0.9 mm, 12 colors, secondary and primary coatings are the same color. Length: 2.0 m
- > pigtails inserted and offset in standard splice trays with crimp splice holders
- > pigtails cleaned and inserted in adapters
- > lightweight aluminum construction with steel sheet front panel (gray or black)
- > unoccupied breakouts are closed with dummy connectors
- > removable front plate for easily mounting adapters
- > easy to service, screw-fitted cover
- > multiple cable inlet options on the back side (attachment with PG13,5, PG16 and PG21 or M20 and M25)
- > one M20 cable infeed is included


P/N	ADAPTER TYPE	FIBER TYPE
150259F206-F	6 x SC-D APC	OS2
150259F212-F	12 x SC-D APC	OS2
150259F224-E	24 x SC-D APC	OS2
150259E206-F	6 x SC-D	OS2
150259E212-F	12 x SC-D	OS2
150259E224-E	24 x SC-D	OS2
150258BM06-F	6 x SC-D	OM5
150258BM12-F	12 x SC-D	OM5
150258BM24-E	24 x SC-D	OM5
150257BB06-F	6 x SC-D	OM4
150257BB12-F	12 x SC-D	OM4
150257BB24-E	24 x SC-D	OM4
150255BA06-F	6 x SC-D	OM3
150255BA12-F	12 x SC-D	OM3
150255BA24-E	24 x SC-D	OM3



## Patch panels

Fiber optic patch panels 19 inch

### OpDAT fix SC-D VIK



- > 19 inch, 1 RU fiber optic patch panel for fixed installation
- > equipped with SC-D adapters
- > prepared for installation of pre-assembled installation cables (OpDAT VIK)
- > lightweight aluminum construction with steel sheet front panel (gray or black)
- > unoccupied breakouts are closed with dummy connectors
- > removable front plate for easily mounting adapters
- > easy to service, screw-fitted cover
- > multiple cable inlet options on the back side (attachment with PG13,5, PG16 and PG21 or M20 and M25)
- > fastening of pre-assembled installation cables (OpDAT VIK) in a U-neck without tools

P/N	ADAPTER TYPE	ADAPTER COLOR
150250F206-F	6 x SC-D	green
150250F212-F	12 x SC-D	green
150250F224-E	24 x SC-D	green
150250E206-F	6 x SC-D	blue
150250E212-F	12 x SC-D	blue
150250E224-E	24 x SC-D	blue
150250BM06-F	6 x SC-D	lime green
150250BM12-F	12 x SC-D	lime green
150250BM24-E	24 x SC-D	lime green
150250BB06-F	6 x SC-D	heather violet
150250BB12-F	12 x SC-D	heather violet
150250BB24-E	24 x SC-D	heather violet
150250BA06-F	6 x SC-D	aqua
150250BA12-F	12 x SC-D	aqua
150250BA24-E	24 x SC-D	aqua

### OpDAT fix E2000-S SM Splice



- > 19 inch, 1 RU fiber optic patch panel for fixed installation
- > equipped with E2000 adapters and E2000 pigtails
- > pigtails with semi-tight buffered fibers diam. 0.9 mm, 12 colors, secondary and primary coatings are the same color. Length: 2.0 m
- > pigtails inserted and offset in standard splice trays with crimp splice holders
- > pigtails cleaned and inserted in adapters
- > lightweight aluminum construction with steel sheet front panel (gray or black)
- > unoccupied breakouts are closed with dummy connectors
- > removable front plate for easily mounting adapters
- > easy to service, screw-fitted cover
- > multiple cable inlet options on the back side (attachment with PG13,5, PG16 and PG21 or M20 and M25)
- > one M20 cable infeed is included

P/N	ADAPTER TYPE	FIBER TYPE
1502595912-F	12 x 2000 APC	OS2
1502595924-E	24 x E2000 APC	OS2

### OpDAT fix E2000-S SM VIK



- > 19 inch, 1 RU fiber optic patch panel for fixed installation
- > equipped with E2000 adapters
- > prepared for installation of pre-assembled installation cables (OpDAT VIK)
- > lightweight aluminum construction with steel sheet front panel (gray or black)
- > unoccupied breakouts are closed with dummy connectors
- > removable front plate for easily mounting adapters
- > easy to service, screw-fitted cover
- > multiple cable inlet options on the back side (attachment with PG13,5, PG16 and PG21 or M20 and M25)
- > fastening of pre-assembled installation cables (OpDAT VIK) in a U-neck without tools

P/N	ADAPTER TYPE	ADAPTER COLOR
1502505912-F	12 x E2000 APC	green
1502505924-E	24 x E2000 APC	green



# Patch panels

Fiber optic patch panels 19 inch

## OpDAT fix ST-D Splice



- > 19 inch, 1 RU fiber optic patch panel for fixed installation
- > equipped with ST-D adapters and ST pigtails
- > pigtails with semi-tight buffered fibers diam. 0.9 mm, 12 colors, secondary and primary coatings are the same color. Length: 2.0 m
- > pigtails inserted and offset in standard splice trays with crimp splice holders
- > pigtails cleaned and inserted in adapters
- > lightweight aluminum construction with steel sheet front panel (gray or black)
- > unoccupied breakouts are closed with dummy connectors
- > removable front plate for easily mounting adapters
- > easy to service, screw-fitted cover
- > multiple cable inlet options on the back side (attachment with PG13,5, PG16 and PG21 or M20 and M25)
- > one M20 cable infeed is included

P/N	ADAPTER TYPE	FIBER TYPE
150259D106-F	6 x ST-D	OS2
150259D112-F	12 x ST-D	OS2
150259D124-E	24 x ST-D	OS2
150257D106-F	6 x ST-D	OM4
150257D112-F	12 x ST-D	OM4
150257D124-E	24 x ST-D	OM4
150255D106-F	6 x ST-D	OM3
150255D112-F	12 x ST-D	OM3
150255D124-E	24 x ST-D	OM3

## OpDAT fix ST-D SM+MM VIK



- > 19 inch, 1 RU fiber optic patch panel for fixed installation
- > equipped with ST-D adapters
- > prepared for installation of pre-assembled installation cables (OpDAT VIK)
- > lightweight aluminum construction with steel sheet front panel (gray or black)
- > unoccupied breakouts are closed with dummy connectors
- > removable front plate for easily mounting adapters
- > easy to service, screw-fitted cover
- > multiple cable inlet options on the back side (attachment with PG13,5, PG16 and PG21 or M20 and M25)
- > fastening of pre-assembled installation cables (OpDAT VIK) in a U-neck without tools

P/N	ADAPTER TYPE	ADAPTER COLOR
150250D106-F	6 x ST-D	metallic
150250D112-F	12 x ST-D	metallic
150250D124-E	24 x ST-D	metallic



## Patch panels

Fiber optic patch panels 19 inch


### OpDAT slide LC-D Splice



- > 19 inch, 1 RU, fiber optic patch panel with pull-out splice storage/front panel (gray or black)
- > equipped with LC-D adapters and LC pigtails
- > pigtails with semi-tight buffered fibers diam. 0.9 mm, 12 colors, secondary and primary coatings are the same color. Length: 2.0 m
- > pigtails inserted and offset in standard splice trays with crimp splice holders
- > pigtails cleaned and inserted in adapters
- > pull-out for better mounting can be tipped and removed completely (pull-out stopper)
- > multiple cable inlet options on the back side (attachment with PG13,5, PG16 and PG21 or M20 and M25)
- > one M20 cable infeed is included

P/N	ADAPTER TYPE	FIBER TYPE
1502697606-F	6 x LC-D APC	OS2
1502697612-F	12 x LC-D APC	OS2
1502697624-E	24 x LC-D APC	OS2
1502697406-F	6 x LC-D	OS2
1502697412-F	12 x LC-D	OS2
1502697424-E	24 x LC-D	OS2
1502687M06-F	6 x LC-D	OM5
1502687M12-F	12 x LC-D	OM5
1502687M24-E	24 x LC-D	OM5
1502677506-F	6 x LC-D	OM4
1502677512-F	12 x LC-D	OM4
1502677524-E	24 x LC-D	OM4
1502657706-F	6 x LC-D	OM3
1502657712-F	12 x LC-D	OM3
1502657724-E	24 x LC-D	OM3

### OpDAT slide LC-D VIK



- > 19 inch, 1 RU, fiber optic patch panel with pull-out splice storage/front panel (gray or black)
- > equipped with LC-D adapters
- > prepared for installation of pre-assembled installation cables (OpDAT VIK)
- > pull-out for better mounting can be tipped and removed completely (pull-out stopper)
- > unoccupied breakouts are closed with dummy connectors
- > multiple cable inlet options on the back side (attachment with PG13,5, PG16 and PG21 or M20 and M25)
- > fastening of pre-assembled installation cables (OpDAT VIK) in a U-neck without tools

P/N	ADAPTER TYPE	COLOR
1502607606-E	6 x LC-D APC	green
1502607612-E	12 x LC-D APC	green
1502607624-E	24 x LC-D APC	green
1502607406-F	6 x LC-D	blue
1502607412-F	12 x LC-D	blue
1502607424-E	24 x LC-D	blue
1502607M06-F	6 x LC-D	lime green
1502607M12-F	12 x LC-D	lime green
1502607M24-E	24 x LC-D	lime green
1502607506-F	6 x LC-D	heather violet
1502607512-F	12 x LC-D	heather violet
1502607524-E	24 x LC-D	heather violet
1502607706-F	6 x LC-D	aqua
1502607712-F	12 x LC-D	aqua
1502607724-E	24 x LC-D	aqua



## Patch panels

Fiber optic patch panels 19 inch


### OpDAT slide SC-D Splice



- > 19 inch, 1 RU, fiber optic patch panel with pull-out splice storage/front panel (gray or black)
- > equipped with SC-D adapters and SC pigtails
- > pigtails with semi-tight buffered fibers diam. 0.9 mm, 12 colors, secondary and primary coatings are the same color. Length: 2.0 m
- > pigtails inserted and offset in standard splice trays with crimp splice holders
- > pigtails cleaned and inserted in adapters
- > pull-out for better mounting can be tipped and removed completely (pull-out stopper)
- > multiple cable inlet options on the back side (attachment with PG13,5, PG16 and PG21 or M20 and M25)
- > one M20 cable infeed is included

P/N	ADAPTER TYPE	FIBER TYPE
150269F206-F	6 x SC-D APC	OS2
150269F212-F	12 x SC-D APC	OS2
150269F224-E	24 x SC-D APC	OS2
150269E206-F	6 x SC-D	OS2
150269E212-F	12 x SC-D	OS2
150269E224-E	24 x SC-D	OS2
150268BM06-F	6 x SC-D	OM5
150268BM12-F	12 x SC-D	OM5
150268BM24-E	24 x SC-D	OM5
150267BB06-F	6 x SC-D	OM4
150267BB12-F	12 x SC-D	OM4
150267BB24-E	24 x SC-D	OM4
150265BA06-F	6 x SC-D	OM3
150265BA12-F	12 x SC-D	OM3
150265BA24-E	24 x SC-D	OM3

### OpDAT slide SC-D VIK



- > 19 inch, 1 RU, fiber optic patch panel with pull-out splice storage/front panel (gray or black)
- > equipped with SC-D adapters
- > prepared for installation of pre-assembled installation cables (OpDAT VIK)
- > pull-out for better mounting can be tipped and removed completely (pull-out stopper)
- > unoccupied breakouts are closed with dummy connectors
- > multiple cable inlet options on the back side (attachment with PG13,5, PG16 and PG21 or M20 and M25)
- > fastening of pre-assembled installation cables (OpDAT VIK) in a U-neck without tools

P/N	ADAPTER TYPE	COLOR
150260F206-F	6 x SC-D APC	green
150260F212-F	12 x SC-D APC	green
150260F224-E	24 x SC-D APC	green
150260E206-F	6 x SC-D	blue
150260E212-F	12 x SC-D	blue
150260E224-E	24 x SC-D	blue
150260BM06-F	6 x SC-D	lime green
150260BM12-F	12 x SC-D	lime green
150260BM24-E	24 x SC-D	lime green
150260BB06-F	6 x SC-D	heather violet
150260BB12-F	12 x SC-D	heather violet
150260BB24-E	24 x SC-D	heather violet
150260BA06-F	6 x SC-D	aqua
150260BA12-F	12 x SC-D	aqua
150260BA24-E	24 x SC-D	aqua



## Patch panels

Fiber optic patch panels 19 inch

### OpDAT slide E2000-S Splice



- > 19 inch, 1 RU, fiber optic patch panel with pull-out splice storage/front panel (gray or black)
- > equipped with E2000 adapters and E2000 pigtails
- > pigtails with semi-tight buffered fibers diam. 0.9 mm, 12 colors, secondary and primary coatings are the same color. Length: 2.0 m
- > pigtails inserted and offset in standard splice trays with crimp splice holders
- > pigtails cleaned and inserted in adapters
- > pull-out for better mounting can be tipped and removed completely (pull-out stopper)
- > unoccupied breakouts are closed with dummy connectors
- > multiple cable inlet options on the back side (attachment with PG13,5, PG16 and PG21 or M20 and M25)
- > one M20 cable infeed is included

P/N	ADAPTER TYPE	FIBER TYPE
1502695912-F	12 x E2000 APC	OS2
1502695924-E	24 x E2000 APC	OS2

### OpDAT slide E2000-D VIK



- > 19 inch, 1 RU, fiber optic patch panel with pull-out splice storage/front panel (gray or black)
- > equipped with E2000-D adapters
- > prepared for installation of pre-assembled installation cables (OpDAT VIK)
- > pull-out for better mounting can be tipped and removed completely (pull-out stopper)
- > unoccupied breakouts are closed with dummy connectors
- > multiple cable inlet options on the back side (attachment with PG13,5, PG16 and PG21 or M20 and M25)
- > fastening of pre-assembled installation cables (OpDAT VIK) in a U-neck without tools

P/N	ADAPTER TYPE	ADAPTER COLOR
1502605F24-E	E2000-D APC (OS2)	green

### OpDAT slide ST-D Splice



- > 19 inch, 1 RU, fiber optic patch panel with pull-out splice storage/front panel (gray or black)
- > equipped with ST-D adapters and ST pigtails
- > pigtails with semi-tight buffered fibers diam. 0.9 mm, 12 colors, secondary and primary coatings are the same color. Length: 2.0 m
- > pigtails inserted and offset in standard splice trays with crimp splice holders
- > pigtails cleaned and inserted in adapters
- > pull-out for better mounting can be tipped and removed completely (pull-out stopper)
- > unoccupied breakouts are closed with dummy connectors
- > multiple cable inlet options on the back side (attachment with PG13,5, PG16 and PG21 or M20 and M25)
- > one M20 cable infeed is included

P/N	ADAPTER TYPE	FIBER TYPE
150269D106-F	6 x ST-D	OS2
150269D112-F	12 x ST-D	OS2
150269D124-E	24 x ST-D	OS2
150267D106-F	6 x ST-D	OM4
150267D112-F	12 x ST-D	OM4
150267D124-E	24 x ST-D	OM4
150265D106-F	6 x ST-D	OM3
150265D112-F	12 x ST-D	OM3
150265D124-E	24 x ST-D	OM3



## Patch panels

Fiber optic patch panels 19 inch

### OpDAT slide ST-D VIK



- > 19 inch, 1 RU, fiber optic patch panel with pull-out splice storage/front panel (gray or black)
- > equipped with ST-D adapters
- > prepared for installation of pre-assembled installation cables (OpDAT VIK)
- > pull-out for better mounting can be tipped and removed completely (pull-out stopper)
- > unoccupied breakouts are closed with dummy connectors
- > multiple cable inlet options on the back side (attachment with PG13,5, PG16 and PG21 or M20 and M25)
- > fastening of pre-assembled installation cables (OpDAT VIK) in a U-neck without tools

P/N	ADAPTER TYPE	ADAPTER COLOR
150260D106-F	6 x ST-D	metallic
150260D112-F	12 x ST-D	metallic
150260D124-E	24 x ST-D	metallic

### Configurator – Fiber optic patch panels 19 inch

- > OpDAT fix
- > OpDAT slide
- > OpDAT slide R
- > OpDAT PF
- > OpDAT PA



[www.metz-connect.com/  
konfigurator-lwl-patchfelder](http://www.metz-connect.com/konfigurator-lwl-patchfelder)

## Patch panels

Modular 3 RU / 7 HP system

### MC Module module frame 3 RU / 7 HP 6 port stainless steel unequipped



- > stainless steel module frame for 6 individual modules in module design
- > strain relief attached to module
- > 3 RU / 7 HP module frame in very short design
- > for installation in OpDAT REGpro, OpDAT REGpro24, OpDAT CM, OpDAT REG S or 3 RU module frames
- > additional strain relief possible with cable ties
- > grounding possible via flat plug

P/N	COLOR	DESIGN	MODULE CUT-OUT
130B10E2E-E	stainless steel	6 port unequipped	MC Modul

### Keystone module frame 3 RU / 7 HP 6 port stainless steel unequipped



- > stainless steel module frame for 6 individual modules in Keystone design
- > strain relief attached to module
- > 3 RU / 7 HP module frame in very short design
- > for installation in OpDAT REGpro, OpDAT REGpro24, OpDAT CM or 3 RU module frames
- > additional strain relief possible with cable ties
- > grounding possible via flat plug

P/N	COLOR	DESIGN	MODULE CUT-OUT
130B20E2E-E	stainless steel	6 port unequipped	Keystone





## Patch panels

Modular 3 RU / 7 HP system

### OpDAT CM subrack



- > aluminum subrack (19 inch / 3 + 1 RU / 84 HP) with integrated transfer drawer (1 RU) for installation in 19 inch frames
- > for mounting max. 12 compact modules 3 RU / 7 HP with up to 288 ports on 3 RU
- > with integrated transfer drawer to hold the overlength multi-fiber loose buffers and to store unused multi-fiber loose buffer, can be pulled out to the rear, with cable switch panel and 5 cable brackets
- > with protective plate for the feed area of the multi-fiber loose buffers
- > dimension for fixation: 465 mm
- > installed dimensions: L x H x D 19 inch x 4 RU x 295 mm

P/N	COLOR	HEIGHT
1528SBGT19-E	metallic	4 RU

### OpDAT CM LC-D Splice



- > compact module OpDAT CM 6 x LC-D 3 RU / 7 HP
- > completely equipped with 6 LC-D adapters and 12 LC pigtails
- > pigtails with semi-tight buffered fibers diam. 0.9 mm, length 2.0 m, 12 colors
- > pigtails inserted and offset in standard splice trays with crimp splice holders
- > pigtails cleaned and inserted in adapters
- > front plate made of silver anodized aluminum, adapter positions numbered
- > steel base plate, equipped with splice tray and overlength tray, each with cover
- > mounting in subrack with captive screws

P/N	ADAPTER TYPE	FIBER TYPE	COLOR
1528S976061E	6 x LC-D APC	OS2	green
1528S974061E	6 x LC-D	OS2	blue
1528S87M061E	6 x LC-D	OM5	lime green
1528S775061E	6 x LC-D	OM4	heather violet
1528S577061E	6 x LC-D	OM3	aqua

### OpDAT CM LC-D VIK



- > compact module OpDAT CM 6 x LC-Q 3 RU / 7 HP
- > completely equipped with 6 LC-Q adapters
- > for installation of pre-assembled wires
- > front plate made of silver anodized aluminum, adapter positions numbered
- > steel base plate, overlength cassette with cover
- > mounting in subrack with captive screws

P/N	ADAPTER TYPE	FIBER TYPE	COLOR
1528S076061E	6 x LC-D APC	OS2	green
1528S074061E	6 x LC-D	OS2	blue
1528S075061E	6 x LC-D	OM4	heather violet
1528S077061E	6 x LC-D	OM3	aqua

### OpDAT CM LC-Q Splice



- > compact module OpDAT CM 6 x LC-Q 3 RU / 7 HP
- > completely equipped with 6 LC-D adapters and 24 LC pigtails
- > pigtails with semi-tight buffered fibers diam. 0.9 mm, length 2.0 m, 12 colors
- > pigtails inserted and offset in standard splice trays with two crimp splice holders
- > pigtails cleaned and inserted in adapters
- > front plate made of silver anodized aluminum, adapter positions numbered
- > steel base plate, equipped with splice tray and overlength tray, each with cover
- > mounting in subrack with captive screws

P/N	ADAPTER TYPE	FIBER TYPE	COLOR
1528S97A061E	6 x LC-Q	OS2 APC	green
1528S971061E	6 x LC-Q	OS2	blue
1528S87M061E	6 x LC-Q	OM5	lime green
1528S779061E	6 x LC-Q	OM4	heather violet
1528S578061E	6 x LC-Q	OM3	aqua



## Patch panels

Modular 3 RU / 7 HP system

### OpDAT CM LC-Q VIK



- > compact module OpDAT CM 6 x LC-Q 3 RU / 7 HP
- > completely equipped with 6 LC-Q adapters
- > for installation of pre-assembled wires
- > front plate made of silver anodized aluminum, adapter positions numbered
- > steel base plate, overlength cassette with cover
- > mounting in subrack with captive screws

P/N	ADAPTER TYPE	FIBER TYPE	COLOR
1528S07A061E	6 x LC APC	OS2	green
1528S071061E	6 x LC	OS2	blue
1528S079061E	6 x LC	OM4	heather violet
1528S078061E	6 x LC	OM3	aqua

### OpDAT CM SC-D Splice



- > compact module OpDAT CM 6 x SC-D 3 RU / 7 HP
- > completely equipped with 6 SC-D adapters and 12 SC pigtails
- > pigtails with semi-tight buffered fibers diam. 0.9 mm, length 2.0 m, 12 colors
- > pigtails inserted and offset in standard splice trays with crimp splice holders
- > pigtails cleaned and inserted in adapters
- > front plate made of silver anodized aluminum, adapter positions numbered
- > steel base plate, equipped with splice tray and overlength tray, each with cover
- > mounting in subrack with captive screws

P/N	ADAPTER TYPE	FIBER TYPE	COLOR
1528S9F2061E	6 x SC-D APC	OS2	green
1528S9E2061E	6 x SC-D	OS2	blue
1528S8BM061E	6 x SC-D	OM5	lime green
1528S7BB061E	6 x SC-D	OM4	heather violet
1528S5BA061E	6 x SC-D	OM3	aqua

### OpDAT CM SC-D VIK



- > compact module OpDAT CM 6 x SC-D 3 RU / 7 HP
- > completely equipped with 6 SC-D adapters
- > for installation of pre-assembled wires
- > front plate made of silver anodized aluminum, adapter positions numbered
- > steel base plate, overlength cassette with cover
- > mounting in subrack with captive screws

P/N	ADAPTER TYPE	FIBER TYPE	COLOR
1528S0F2061E	6 x SC-D APC	OS2	green
1528S0E2061E	6 x SC-D	OS2	blue
1528S0BB061E	6 x SC-D	OM4	heather violet
1528S0BA061E	6 x SC-D	OM3	aqua

### OpDAT CM E2000-S Splice



- > compact module OpDAT CM 12 x E2000 APC 3 RU / 7 HP
- > completely equipped with 12 E2000 APC adapters and 12 E2000 APC pigtails
- > pigtails with semi-tight buffered fibers diam. 0.9 mm, length 2.0 m, 12 colors
- > pigtails inserted and offset in standard splice trays with crimp splice holders
- > pigtails cleaned and inserted in adapters
- > front plate made of silver anodized aluminum, adapter positions numbered
- > steel base plate, equipped with splice tray and overlength tray, each with cover
- > mounting in subrack with captive screws

P/N	ADAPTER TYPE	FIBER TYPE	COLOR
1528S959121E	12 x E2000 APC	OS2	green



## Patch panels

Empty housings and module frames

### MC Modul 19 inch module frame 1 RU 24 port unequipped



- > 19 inch 1 RU module frame for 24 individual modules in MC Modul design
- > module frame front made of anodized aluminum
- > module rack made of plastic with dust protection covers (additional colors on page 145), can be removed from the front
- > integrated cable clamp, additional strain relief available
- > view window for labeling insert
- > label sheet 899011-01 on page 101
- > M6 x 10 grounding bolts with nuts and lock washers
- > all fully shielded modules connected via ground rail

P/N	COLOR	EQUIPPING	MODULE CUT-OUT
130920-00-E	light gray	24 port unequipped	MC Modul
130920-BK-E	black	24 port unequipped	MC Modul

### MC Modul 19 inch module frame 1.5 RU 48 port stainless steel unequipped



- > 19 inch 1.5 RU stainless steel module frame for 48 individual modules in MC Modul design
- > additional strain relief on the patch panel possible with cable ties
- > M6 x 10 grounding bolts with nuts and lock washers
- > all fully shielded modules are connected via the stainless steel module frame

P/N	COLOR	EQUIPPING	MODULE CUT-OUT
130924-00-E	stainless steel	48 port unequipped	MC Modul

### MC module 19 inch module frame 1 RU 24 port stainless steel unequipped



- > 19 inch 1 RU stainless steel module frame for 24 individual modules in MC Modul design
- > additional strain relief on the patch panel possible with cable ties
- > M6 x 10 grounding bolts with nuts and lock washers
- > all fully shielded modules are connected via the stainless steel module frame

P/N	COLOR	EQUIPPING	MODULE CUT-OUT
130921-00-E	stainless steel	24 port unequipped	MC Modul

### Module frame 3 RU / 7 HP 6 port aluminum unequipped



- > module frame for 6 individual modules in MC Modul design
- > 3 RU module frame front made of silver anodized aluminum for installation in 3 RU subracks
- > with view window for enclosed labeling inserts
- > additional strain relief possible with cable ties

P/N	COLOR	EQUIPPING	MODULE CUT-OUT
130B10E2-E	aluminum anodized	6 port unequipped	MC Modul



## Patch panels

Empty housings and module frames

### Module frame 6 x 1 RU



- > module frame for 6 individual modules in MC Modul design
- > 1 RU module frame for installation in flush-mounted housing, DIN rail adapter or 1 RU module frame
- > additional strain relief possible with cable ties

P/N	COLOR	EQUIPPING	MODULE CUT-OUT
130922-00-E	stainless steel	6 port unequipped	MC Modul

### Keystone 19 inch module frame 1 RU 24 port unequipped



- > 19 inch 1 RU module frame for 24 individual modules in Keystone design
- > module frame front made of anodized aluminum
- > module rack made of plastic with dust protection covers (additional colors on page 145), can be removed from the front
- > integrated cable clamp, additional strain relief available
- > view window for labeling insert
- > label sheet 899011-01 on page 99
- > M6 x 10 grounding bolts with nuts and lock washers
- > all fully shielded modules connected via ground rail

P/N	COLOR	EQUIPPING	MODULE CUT-OUT
130920-00KE	light gray	24 port unequipped	Keystone
130920-BKKE	black	24 port unequipped	Keystone

### Keystone 19 inch module frame 1 RU 24 port unequipped shielded



- > Keystone 19 inch module frame 1 RU 24 port
- > unequipped, shielded
- > for 24 individual modules in Keystone design
- > module frame front made of powder-coated steel sheet
- > module rack made of galvanized steel sheet
- > additional strain relief on the module frame possible with cable ties
- > grounding screw with toothed washer
- > all fully shielded modules are connected via the module rack

P/N	COLOR	EQUIPPING	MODULE CUT-OUT
130926-0003KE	gray	24 port unequipped	Keystone
130926-0029KE	black	24 port unequipped	Keystone

### Keystone 19 inch module frame 0.5 RU 24 port unequipped



- > 19 inch module frame 0.5 RU 24 port unequipped
- > for 24 individual modules in Keystone design
- > additional strain relief on the patch panel possible with cable ties, cable ties included in the delivery contents
- > suitable modules: E-DAT modul K, UTP modul Cat.6<sub>A</sub>, UTP modul Cat.6, UTP modul Cat.5e
- > C6<sub>A</sub>modul K will not fit

P/N	COLOR	EQUIPPING	MODULE CUT-OUT
130925-BKKE	black	24 port unequipped	Keystone
130925-GRKE	gray	24 port unequipped	Keystone



## Patch panels

Empty housings and module frames

### Keystone 19 inch module frame 1 RU 24 port angled unequipped shielded



- > Keystone 19 inch module frame 1 RU 24 port
- > angled, unequipped, shielded
- > for 24 individual modules in Keystone design
- > module frame front made of powder-coated steel sheet
- > optimized for 10 GE in conjunction with UTP Cat.6<sub>A</sub> modules
- > port openings angled, port 1 to 12 approx. 30° to the right, port 13 to 24 approx. 30° to the left
- > module rack made of galvanized steel sheet
- > additional strain relief on the module rack possible with cable ties
- > grounding screw with toothed washer
- > all fully shielded modules are connected via the module frame

P/N	COLOR	EQUIPPING	MODULE CUT-OUT
130926A0003KE	gray	24 port unequipped	Keystone
130926A0029KE	black	24 port unequipped	Keystone

### Keystone 19 inch module frame Keystone unequipped



- > 19 inch 1 RU stainless steel module frame for 24 individual modules in Keystone design
- > 19 inch 1.5 RU stainless steel module frame for 48 individual modules in Keystone design
- > additional strain relief on the patch panel possible with cable ties
- > M6 x 10 grounding bolts with nuts and lock washers
- > all fully shielded Keystone modules are connected via the stainless steel module frame

P/N	COLOR	EQUIPPING	MODULE CUT-OUT
130A21-00-E	stainless steel	24 port unequipped	Keystone
130A24-00-E	stainless steel	48 port unequipped	Keystone

### Keystone 19 inch module frame 1 RU 24 port unequipped unshielded



- > 19 inch 1 RU module frame for 24 individual modules in Keystone design
- > module frame front made of black anodized aluminum
- > module rack made of plastic with dust protection covers (additional colors on page 145), can be removed from the front
- > integrated cable clamp, additional strain relief available
- > view window for enclosed labeling inserts
- > label sheet 899011-01 on page 99

P/N	COLOR	EQUIPPING	MODULE CUT-OUT
130A20-00-E	light gray	24 port unequipped	Keystone
130A20-BK-E	black	24 port unequipped	Keystone

### SmartConnect Patch panel MC module unequipped



- > module rack empty for mounting data, Coax and fiber optic modules
- > installation type: MC Modul
- > mounting on DIN rail (TH35) or supporting frame, mounting plate can be screwed on
- > 3-piece: consisting of a module holder made of curved sheet metal and 2 milled plastic brackets, universal use for all variants
- > plastic brackets can be mounted on DIN rail and perforated sheet
- > functional equipotential bonding according to DIN EN 50310 (VDE0800-2-310) with 2 screw connections possible via earthing screw M6 x 10 with nut and toothed washer
- > one label strip on module bracket

P/N	COLOR	EQUIPPING	MODULE CUT-OUT
130927-1200-E	gray	12 port unequipped	MC Modul
130927-1600-E	gray	16 port unequipped	MC Modul
130927-2400-E	gray	24 port unequipped	MC Modul





## Patch panels

Empty housings and module frames

### SmartConnect

Patch panel 12 port  
Keystone unequipped



- > module rack empty for mounting data, KOAX and fiber optic modules
- > installation type: Keystone
- > mounting on DIN rail (TH35) or supporting frame, mounting plate can be screwed on
- > 3-piece: consisting of a module holder made of curved sheet metal and 2 milled plastic brackets universal use for all variants
- > plastic brackets can be mounted on DIN rail and perforated sheet
- > functional equipotential bonding according to DIN EN 50310 (VDE0800-2-310) with 2 screw connections possible via earthing screw M6 x 10 with nut and toothed washer
- > one label strip enclosed on module bracket

P/N	COLOR	EQUIPPING	MODULE CUT-OUT
130927-1200KE	gray	12 port unequipped	Keystone

### Module frame

10 inch 1 RU  
unequipped



- > 10 inch for two 6 x modules 1 RU
- > made of silver anodized aluminum
- > view window for labeling insert included in the delivery contents

P/N	COLOR	EQUIPPING	DESIGN
854568-E	aluminum anodized	2 x 6x module unequipped	10 inch 1 RU

### Module frame 1 RU

19 inch unequipped



- > 19 inch for four 6 x modules 1 RU
- > made of silver anodized aluminum
- > view window for labeling insert included in the delivery contents

P/N	COLOR	EQUIPPING	DESIGN
854544-E	aluminum anodized	4 x 6x module unequipped	19 inch 1 RU



## Patch panels

Coax

### Coax distributor 1 RU



- > 6x Coax subassembly with 6 F/F jacks
- > 1 RU subassembly for installation in 1 RU module frame, DIN rail adapter and 6 x surface-mounted housing
- > 75 Ohm, feedback channel suitable
- > with gold-plated 4 finger contacts
- > return loss 30 dB at 3 to 2.000 MHz

P/N	COLOR	EQUIPPING	DESIGN
130864-03-E	stainless steel	6 x F/F	1 RU

### Coax distributor 3 RU



- > 6x Coax subassembly with 6 F/F jacks
- > 3 RU / 7 HP subassembly (with label field) for installation in 3 RU module frame
- > 75 Ohm, feedback channel suitable
- > with gold-plated 4 finger contacts
- > return loss 30 dB at 3 to 2.000 MHz

P/N	COLOR	EQUIPPING	DESIGN
130864-02-E	aluminum anodized	6 x F/F	3 RU / 7 HP

## Patch panels

Cable management / special panels

### Patch bay 19 inch 1 RU 56 mm



- > patch bay 19 inch 1 RU, cable management for horizontal maneuvering of patch cords
- > cable routing bracket: 56 mm
- > also very well suited for fiber optic patch cords
- > 5 black cable routing brackets made of plastic with large contact surfaces
- > easy mounting of the cable routing brackets by twisting
- > optionally available: plug-in labeling strip
- > variants: powder-coated steel, black, silver anodized aluminum, stainless steel

P/N	COLOR	CABLE ROUTING BRACKET
130894-01-29-E	black	5
130894-01-AL-E	aluminum anodized	5
130894-01-ES-E	stainless steel	5

### Patch bay 19 inch 1 RU 100 mm



- > patch bay 19 inch 1 RU, cable management for horizontal maneuvering of patch cords
- > cable routing bracket: 100 mm
- > also very well suited for fiber optic patch cords
- > 5 black cable routing brackets made of plastic with large contact surfaces
- > easy mounting of the cable routing brackets by twisting
- > optionally available: plug-in labeling strip
- > variants: powder-coated steel gray or black

P/N	COLOR	CABLE ROUTING BRACKET
130894-02-03-E	gray	5
130894-02-29-E	black	5





# Patch panels

Cable management / Special panels

## Patch bay 19 inch 1 RU 75 mm



- > patch bay 19 inch 1 RU, cable management for horizontal maneuvering of patch cords
- > cable routing bracket: approx. 75 mm
- > 5 cable guide brackets
- > powder-coated steel
- > variants: black or gray

P/N	COLOR	CABLE ROUTING BRACKET
130894-03-03-E	gray	5
130894-03-29-E	black	5

## Patch bay 19 inch 0.5 HE 56 mm RAL 9005 black



- > patch bay 19 inch 0.5 RU, cable management for horizontal maneuvering of patch cords
- > cable routing bracket: approx. 42 mm
- > 5 open cable guide brackets
- > powder-coated steel, black RAL 9005

P/N	COLOR	CABLE ROUTING BRACKET
130894-05-29-E	black	5

## Label for patch bay 19 inch 1 RU RAL 9005



- > attachable black label strip for cable management patch bay 19 inch 1 RU
- > for large surface labeling
- > delivery contents: label strip, 2 mounting clips, paper strips and transparent film
- > suitable for 130894-01-xx-E

P/N	COLOR
130894-BS-29-E	black

## Click & fix 19 inch frame for cable ties 1 RU



- > 19 inch 1 RU frame for up to 24 cable connectors with twisted pair network cabling
- > click & fix cable clamp system for quickly attaching and sorting the cable connectors
- > additional strain relief possible with cable ties
- > frame made of galvanized steel
- > suitable cable connectors: Class E<sub>A</sub> 360° cable connectors, Class E<sub>A</sub> 180° cable connectors and Class F<sub>A</sub> cable connectors, see page 82

P/N	COLOR
130863T101E	gray



## Patch panels

### Accessories

#### Label sheet for patch panel / REG module



- > DIN A4 labeling sheet suitable for copiers, laser printers and printers with single sheet feed
- > for C6<sub>A</sub>modul and E-DAT modul patch panels as well as for E-DAT modul REG and REGplus modul for mounting on TH35 DIN rail

P/N	COLOR
899011-01	white

#### Label sheet for E-DAT C6<sub>A</sub> patch panel and OpDAT REG splice housing



- > DIN A4 labeling sheet suitable for copiers, laser printers and printers with single sheet feed
- > for E-DAT C6<sub>A</sub>, E-DAT C6, E-DAT design, OpDAT PF and OpDAT PA patch panels as well as OpDAT REGplus, OpDAT REGpro and OpDAT REGpro24 splice housing for mounting on TH35 DIN rail

P/N	COLOR
899789-01	white

#### Mounting bracket for patch panels



- > mounting bracket for easily connecting patch panels in a distribution cabinet

P/N	COLOR
817149-E	metallic

#### ASA attachment set, M6 captive nuts



- > suitable for standard data cabinets
- > attachment set consisting of:
  - 8 x M6 x 16 fillister head screws
  - 8 x M6 captive nuts
  - 8 x plastic washers

P/N	COLOR
130792	metallic

# Patch panels

## Accessories



### Cover plate 3 RU / 7 HP



- > 3 RU / 7 HP cover plate for closing a 3 RU module frame that is not fully equipped
- > made of silver anodized aluminum

P/N	COLOR	DESIGN
130810-01-E	aluminum anodized	3 RU / 7 HP

### Dust protection covers for module patch panel / Subway / REG



- > for colored service coding of patch panels, subway underfloor units and E-DAT modul REG
- > suitable for: C6<sub>A</sub> modul patch panels, E-DAT modul patch panel 24 x 8, subway underfloor units, module wall outlet 2 port APFL as well as E-DAT modul REG and REGplus modul

P/N	COLOR
816979-0103-I	gray
816979-0105-I	yellow
816979-0106-I	blue
816979-0107-I	green
816979-0108-I	red

### Fiber optic expansion set for module and Keystone surface mount housing



- > fiber optic expansion set for module and Keystone surface mount housing
- > delivery contents: splice tray with crimp splice holder for 12 splices, cable ties, kevlar® clamp and mounting screws
- > suitable for all sizes
- > maximum equipment in 3, 4 and 6 x housing: 1 expansion set, in 8, 12 x housing: 2 expansion sets, in 24 x housing: 3 expansion sets
- > corresponding module flush-mounted housing, see page 160

P/N	COLOR	DESIGN
130861-MSK-E	metallic	crimp splice holder for 12 splices

### Patch cable strain relief for surface mount housing module 2 x 12 port



- > optional strain relief for patch cords
- > suitable for mounting on the front of a surface mount module housing 2 x 12 port
- > simple mounting / removal of the strain relief without screws
- > patch cord strain relief with cable ties
- > made of sturdy steel sheet
- > corresponding module flush-mounted housing, see page 160


P/N	COLOR
130861-24ZE-E	metallic



## Patch panels

### Accessories

#### OpDAT VS LC-S



- > pre-assembled splice tray equipped with 12 pigtails with LC connectors
- > suitable for installation in the following fiber optic patch panels: OpDAT fix, OpDAT slide, OpDAT PF and OpDAT PA
- > standard splice tray (154.50 x 92 x 10 mm) equipped with crimp splice holder
- > 12 semi-tight buffered fiber pigtails inserted and offset
- > pigtails sorted by color according to IEC 60304, primary and secondary coating the same color
- > with testing protocol, insertion loss and return loss 100 % tested
- > length of pigtails from tray graduated between 80 and 90 cm

P/N	COLOR	CONNECTOR TYPE	FIBER TYPE
150929JA00-E	green	12 x LC-APC	OS2
150929JO00-E	blue	12 x LC-UPC	OS2
150928JO00-E	lime green	12 x LC-PC	OM5
150927JO00-E	heather violet	12 x LC-PC	OM4
150925JO00-E	aqua	12 x LC-PC	OM3

#### OpDAT VS SC-S



- > pre-assembled splice tray equipped with 12 pigtails with SC connectors
- > suitable for installation in the following fiber optic patch panels: OpDAT fix, OpDAT slide, OpDAT PF and OpDAT PA
- > standard splice tray (154.50 x 92 x 10 mm) equipped with crimp splice holder
- > 12 semi-tight buffered fiber pigtails inserted and offset
- > pigtails sorted by color according to IEC 60304, primary and secondary coating the same color
- > with testing protocol, insertion loss and return loss 100 % tested
- > length of pigtails from tray graduated between 80 and 90 cm

P/N	COLOR	CONNECTOR TYPE	FIBER TYPE
150929EA00-E	green	12 x SC-APC	OS2
150929EO00-E	blue	12 x SC-UPC	OS2
150928EO00-E	lime green	12 x SC-PC	OM5
150927EO00-E	heather violet	12 x SC-PC	OM4
150925EO00-E	aqua	12 x SC-PC	OM3

#### OpDAT VS E2000-S



- > pre-assembled splice tray equipped with 12 pigtails with E2000 connectors
- > suitable for installation in the following fiber optic patch panels: OpDAT fix, OpDAT slide, OpDAT PF and OpDAT PA
- > standard splice tray (154.50 x 92 x 10 mm) equipped with crimp splice holder and cover
- > 12 semi-tight buffered fiber pigtails inserted and offset
- > pigtails sorted by color according to IEC 60304, primary and secondary coating the same color
- > with testing protocol, insertion loss and return loss 100 % tested
- > length of pigtails from tray graduated between 80 and 90 cm

P/N	COLOR	CONNECTOR TYPE	FIBER TYPE
150929MA00-E	green	12 x E2000-APC	OS2

#### Splice tray



- > standard splice tray unequipped (154.50 x 92 x 2 mm)
- > equipped with shrink splice holder if desired
- > suitable for installation in the following fiber optic patch panels: OpDAT fix, OpDAT slide, OpDAT PF and OpDAT PA

P/N	SHRINK SPLICE HOLDER	COLOR
1509010000-E	unequipped	pearl white RAL 1013
1509010001-E	1 x crimp splice holder	pearl white RAL 1013
1509010002-E	2 x shrink splice protection	pearl white RAL 1013





# Patch panels

## Accessories

### Covers



> cover for standard splice trays

P/N	COLOR
15090200-E	pearl white RAL 1013

### Splice holder



> shrink splice holder for installation in standard splice tray, OpDAT REG plus, OpDAT REGpro or fiber optic expansion for surface mount housing module

P/N	COLOR	CAPACITY
15090301-I	black	12 x crimp splices
15090302-I	black	6 x shrink splices

### Shrink splice



- > shrink splice for protecting the splicing point from environmental influences and damage and to improve its mechanical stability
- > length: 40 mm
- > no delivery of partial quantities

P/N	COLOR	SHRINK SPLICE TYPE	PACKAGING UNIT
15090401-E	metallic	crimp splice protection	12
15090401-I	metallic	crimp splice protection	144
15090402-I	transparent	shrink splice protection	12

### Storage



- > OpDAT patch cord storage for organized management and storage of fiber optic patch cords
- > suitable for all permanently installed OpDAT patch panels with 1 RU
- > powder coated steel sheet
- > easily accessible patch area even with dense wiring
- > easy to install and remove
- > custom labeling on the front
- > quickly and easily connect the patch cord bundle with 2 hook and loop closures
- > dimension for fixation: 465 mm

P/N	COLOR
1502500000-B	black
1502500000-E	gray



## Patch panels

### Accessories

#### Hook and loop



- > hook and loop for OpDAT PF and OpDAT fix storage
- > fine jersey velour on the front, fine micro hooks on the back (back to back system)
- > flexible and soft
- > reusable
- > width: 10 mm

P/N	COLOR
15081112-E	black

#### Cable gland



- > M cable gland incl. nut
- > optimal strain relief for cables and wires
- > material: polyamide
- > color: light gray

P/N	SIZE	CLAMPING RANGE
150811M12-E	M12	2 to 6.5 mm
150811M16-E	M16	4 to 10 mm
150811M20C-E	M20	4 to 13 mm
150811M20-E	M20	7 to 12 mm
150811M25-E	M25	10 to 16 mm

#### Cable gland, dividable



- > dividable cable gland incl. dividable counter nut and slotted sealing insert
- > metric connection thread EN 60423
- > accessories for pre-assembled installation cables (OpDAT VIK)
- > protection Class: IP 67
- > material: PC
- > color: light gray

P/N	SIZE	CLAMPING RANGE
150811TM20-E	M20	4 to 5 mm
150811TM25-E	M25	9 to 11 mm
150811TM32-E	M32	11.5 to 15.5 mm

#### OpDAT VIK mounting plate



- > optional mounting plate for pre-assembled installation cables with universal cable
- > for OpDAT slide, fix and PF 19 inch patch panels and OpDAT wall-mounted distributor
- > these parts are not required for the OpDAT PA

P/N	COLOR
15081106-E	metallic

# Patch panels

Accessories



## OpDAT CM accessories



- > set for extending and distributing multi-fiber loose buffer cables with a diameter of max. 2.3 mm
- > one M screw fitting per multi-fiber loose buffer for cables up to 14 mm and protective hose for mechanical protection of the buffers

P/N	SUITABLE FOR
1528SZ001-E	1 x multi-fiber loose buffer
1528SZ002-E	4 x multi-fiber loose buffer

## Notes

# Fiber optic wall distributors and housings

1	Fiber optic wall distributors .....	150
2	Fiber optic building transition point .....	153
3	APL Fiber optic termination unit.....	154
4	OpDAT MV .....	154
5	Accessories .....	156



High-quality distributor housing for wall installation. Individually tailored to your application. The housing ensures simple handling and saving time during installation. METZ CONNECT offers the housing in different sizes with different adapters and performance classes.



## Fiber optic wall distributors and housings

### Fiber optic wall distributors

#### OpDAT WV LC Splice



- > universally applicable distributor for use as floor cabling or as a house distribution point in the utility room
- > equipped with LC-D adapters and LC pigtails
- > pigtails inserted and offset in standard splice trays with crimp splice holders
- > unoccupied breakouts are closed with dummy connectors
- > surface mount housing with two lockable hinged doors, two different locks for the separation between the network wiring and other building cabling
- > simple, space-saving wall mounting
- > good access possibilities and safe guidance of the pigtails
- > four cable infeeds (delivery contents): 2 x for M20/PG16, 2 x for patch cord
- > variants: size S: 305 x 300 x 107 mm or size M: 405 x 400 x 107 mm

P/N	ADAPTER TYPE	FIBER TYPE	SIZE
1503297606-E	6 x LC-D APC	OS2	S
1503297612-E	12 x LC-D APC	OS2	S
1503297624-E	24 x LC-D APC	OS2	S
1503397648-E	48 x LC-D APC	OS2	M
1503297406-E	6 x LC-D	OS2	S
1503297412-E	12 x LC-D	OS2	S
1503297424-E	24 x LC-D	OS2	S
1503397448-E	48 x LC-D	OS2	M
1503277506-E	6 x LC-D	OM4	S
1503277512-E	12 x LC-D	OM4	S
1503277524-E	24 x LC-D	OM4	S
1503377548-E	48 x LC-D	OM4	M
1503257706-E	6 x LC-D	OM3	S
1503257712-E	12 x LC-D	OM3	S
1503257724-E	24 x LC-D	OM3	S
1503357748-E	48 x LC-D	OM3	M

#### OpDAT WV SC Splice



- > universally applicable distributor for use as floor cabling or as a house distribution point in the utility room
- > equipped with SC-D adapters and SC pigtails
- > pigtails inserted and offset in standard splice trays with crimp splice holders
- > unoccupied breakouts are closed with dummy connectors
- > surface mount housing with two lockable hinged doors, two different locks for the separation between the network wiring and other building cabling
- > simple, space-saving wall mounting
- > good access possibilities and safe guidance of the pigtails
- > four cable infeeds (delivery contents): 2 x for M20/PG16, 2 x for patch cord
- > variants: size S: 305 x 300 x 107 mm or size M: 405 x 400 x 107 mm

P/N	ADAPTER TYPE	FIBER TYPE	SIZE
150329F206-E	6 x SC-D APC	OS2	S
150329F212-E	12 x SC-D APC	OS2	S
150339F224-E	24 x SC-D APC	OS2	M
150329E206-E	6 x SC-D	OS2	S
150329E212-E	12 x SC-D	OS2	S
150339E224-E	24 x SC-D	OS2	M
150327BB06-E	6 x SC-D	OM4	S
150327BB12-E	12 x SC-D	OM4	S
150337BB24-E	24 x SC-D	OM4	M
150325BA06-E	6 x SC-D	OM3	S
150325BA12-E	12 x SC-D	OM3	S
150335BA24-E	24 x SC-D	OM3	M



# Fiber optic wall distributors and housings

## Fiber optic wall distributors

### OpDAT WV LC VIK



- > universally applicable distributor for use as floor cabling or as a house distribution point in the utility room
- > equipped with LC-D adapters
- > prepared for mounting pre-assembled cables
- > unoccupied breakouts are closed with dummy connectors
- > surface mount housing with two lockable hinged doors, two different locks for the separation between the network wiring and other building cabling
- > simple, space-saving wall mounting
- > good access possibilities and safe guidance of the VIKs
- > four cable infeeds (delivery contents): 1 x for VIKs with universal cable, 1 x for M20/PG16, 2 x for patch cord
- > variants: size S: 305 x 300 x 107 mm or size M: 405 x 400 x 107 mm

P/N	ADAPTER TYPE	FIBER TYPE	SIZE
1503207606-E	6 x LC-D APC	OS2	S
1503207612-E	12 x LC-D APC	OS2	S
1503207624-E	24 x LC-D APC	OS2	S
1503307648-E	48 x LC-D APC	OS2	M
1503207406-E	6 x LC-D	OS2	S
1503207412-E	12 x LC-D	OS2	S
1503207424-E	24 x LC-D	OS2	S
1503307448-E	48 x LC-D	OS2	M
1503207506-E	6 x LC-D	OM4	S
1503207512-E	12 x LC-D	OM4	S
1503207524-E	24 x LC-D	OM4	S
1503307548-E	48 x LC-D	OM4	M
1503207706-E	6 x LC-D	OM3	S
1503207712-E	12 x LC-D	OM3	S
1503207724-E	24 x LC-D	OM3	S
1503307748-E	48 x LC-D	OM3	M

### OpDAT WV SC VIK



- > universally applicable distributor for use as floor cabling or as a house distribution point in the utility room
- > equipped with SC-D adapters
- > prepared for mounting pre-assembled cables
- > unoccupied breakouts are closed with dummy connectors
- > surface mount housing with two lockable hinged doors, two different locks for the separation between the network wiring and other building cabling
- > simple, space-saving wall mounting
- > good access possibilities and safe guidance of the VIKs
- > four cable infeeds (delivery contents): 1 x for VIKs with universal cable, 1 x for M20/PG16, 2 x for patch cord
- > variants: size S: 305 x 300 x 107 mm or size M: 405 x 400 x 107 mm

P/N	ADAPTER TYPE	FIBER TYPE	SIZE
150320F206-E	6 x SC-D APC	OS2	S
150320F212-E	12 x SC-D APC	OS2	S
150330F224-E	24 x SC-D APC	OS2	M
150320E206-E	6 x SC-D	OS2	S
150320E212-E	12 x SC-D	OS2	S
150330E224-E	24 x SC-D	OS2	M
150320BB06-E	6 x SC-D	OM4	S
150320BB12-E	12 x SC-D	OM4	S
150330BB24-E	24 x SC-D	OM4	M
150320BA06-E	6 x SC-D	OM3	S
150320BA12-E	12 x SC-D	OM3	S
150330BA24-E	24 x SC-D	OM3	M






## Fiber optic wall distributors and housings

### Fiber optic wall distributors

#### OpDAT WV

##### For multi-family buildings



- > fiber optic distributor for use as a building distribution point in the utility room of multi-family buildings
- > surface mount housing with two lockable hinged doors, two different locks for the separation between the network wiring and other building cabling
- > available for 6, 12, 18, 24 and 30 residential units. Each residential unit can be placed in a separate splice tray
- > each splice tray is ready to splice with 4 pigtails
- > the front plate is equipped with up to 30 LC-Q APC adapters. each adapter can be assigned to one residential unit and one splice tray
- > innovative stackable for up to 30 cables with max. diam. 4.5 mm
- > brush strip as cable outlet for building cabling
- > foam for dust-free insertion of the patch cord from the network side
- > dimensions: 405 x 400 x 107 mm

P/N	ADAPTER TYPE	FIBER TYPE
1503397A06-C	6 x LC-Q APC	OS2
1503397A12-C	12 x LC-Q APC	OS2
1503397A18-C	18 x LC-Q APC	OS2
1503397A24-C	24 x LC-Q APC	OS2
1503397A30-C	30 x LC-Q APC	OS2

#### OpDAT WV S – Cable infeeds



- > optional cable infeeds for OpDAT wall-mounted distributor size S (P/N 15032...)
- > for two M20 cable glands
- > for one M25 cable gland
- > for two VIKs with universal cable
- > for patch cords
- > for single cables with strain relief

P/N	SUITABLE FOR	WV SIZE
15032Z001-E	2 x M20	S
15032Z003-E	1 x M25	S
15032Z004-E	2 x VIK mounting plates	S
15032Z005-E	patch cords	S
15032Z006-E	single cable	S

#### OpDAT WV M – cable infeeds



- > optional cable infeeds for OpDAT wall-mounted distributor size M (P/N 15033...)
- > for four M20 cable glands
- > for two M20 and M25 cable glands
- > for three M25 cable glands
- > for three VIKs with universal cable
- > for patch cords
- > for single cables with strain relief

P/N	SUITABLE FOR	WV SIZE
15033Z001-E	4 x M20	M
15033Z002-E	2 x M20 and 2 x M25	M
15033Z003-E	3 x M25	M
15033Z004-E	3 x VIK mounting plates	M
15033Z005-E	patch cords	M

#### OpDAT WV twist lock



- > twist lock for easily opening the wall-mounted distributor
- > suitable for OpDAT wall-mounted distributors size S and M
- > delivery contents: 2 twist locks

P/N	PACKAGING UNIT
15032Z089-E	1 set / 2 pc.



## Fiber optic wall distributors and housings

### Fiber optic building transition point

#### OpDAT HP Splice



- > fiber optic splice/distributor housing for use as a building transfer point
- > equipped with adapters and pigtails
- > cover lock by means of locking hooks with the possibility for sealing
- > cover can be very easily removed to facilitate mounting
- > splice tray for easy mounting and maintenance with maximum protection of fibers with a outcrossing possibility and storage of excess fiber lengths
- > available with or without lock
- > strain relief for cables and patch cords
- > mounting option and attachment for gas/water blocker available
- > patch cords outlet with flexible lamella seal
- > two cable infeeds for M20/25, one M20 cable gland enclosed
- > attachment option for optical coupler
- > structured ASA (acrylic ester styrene acrylic nitrile) in RAL 7035, extremely resistant plastic, shock and weather resistant
- > protection class according to IEC 60529: IP 54

P/N	LOCK	ADAPTER TYPE	FIBER TYPE
1503597606-E	without a lock	6 x LC-D APC	OS2
1503597606-F	with a lock	6 x LC-D APC	OS2
1503597406-E	without a lock	6 x LC-D	OS2
1503597406-F	with a lock	6 x LC-D	OS2
150359F206-E	without a lock	6 x SC-D APC	OS2
150359F206-F	with a lock	6 x SC-D APC	OS2
150359E206-E	without a lock	6 x SC-D	OS2
150359E206-F	with a lock	6 x SC-D	OS2

#### OpDAT HP VIK



- > fiber optic splice/distributor housing for use as a building transfer point
- > equipped with adapters
- > mounting option for max. 12 pigtails or 2 VIKs
- > cover lock by means of locking hooks with the possibility for sealing
- > cover can be very easily removed to facilitate mounting
- > splice tray for easy mounting and maintenance with maximum protection of fibers with an outcrossing possibility and storage of excess fiber lengths
- > available with or without lock
- > strain relief for cables and patch cords
- > mounting option and attachment for gas/water blocker available
- > patch cords outlet with flexible lamella seal
- > two cable infeeds for M20/25, one M20 cable gland enclosed
- > attachment option for optical coupler
- > structured ASA (acrylic ester styrene acrylic nitrile) in RAL 7035, extremely resistant plastic, shock and weather resistant
- > protection class according to IEC 60529: IP 54


P/N	LOCK	ADAPTER COLOR	ADAPTER TYPE
1503507606-E	without a lock	green	6 x LC-D APC
1503507606-F	with a lock	green	6 x LC-D APC
1503507406-E	without a lock	blue	6 x LC-D
1503507406-F	with a lock	blue	6 x LC-D
150350F206-E	without a lock	green	6 x SC-D APC
150350F206-F	with a lock	green	6 x SC-D APC
150350E206-E	without a lock	blue	6 x SC-D
150350E206-F	with a lock	blue	6 x SC-D



## Fiber optic wall distributors and housings

APL fiber optic termination unit

### OpDAT APL Splice



- > compact fiber optic termination point for the FITH area
- > prepared for mounting microtubes, including gas blockers
- > can be sealed or closed using a safety screw
- > fitted with adapters with laser shutters and pigtails
- > pigtails cleaned and inserted in adapters
- > unoccupied breakouts are closed with dummy connectors
- > for surface mounting and with integrated clips for DIN rail mounting in two directions
- > swiveling, removable splice tray for up to 8 crimp splice protections
- > cover removable without tools
- > plugging direction: 90°
- > color of cover parts: pure white RAL 9010

P/N	ADAPTER TYPE	FIBER TYPE
1501597G01HC	1 x LC-D APC	OS2
1501597G02HC	2 x LC-D APC	OS2
1501597G03HC	3 x LC-D APC	OS2
1501597G04HC	4 x LC-D APC	OS2
1501597R01HC	1 x LC-D	OS2
1501597R02HC	2 x LC-D	OS2
1501597R03HC	3 x LC-D	OS2
1501597R04HC	4 x LC-D	OS2
1501591H02HC	2 x SC-S APC	OS2
1501591H04HC	4 x SC-S APC	OS2
1501591L02HC	2 x SC-S	OS2
1501591L04HC	4 x SC-S	OS2



## Fiber optic wall distributors and housings

OpDAT MV

### OpDAT MV Empty



- > distributor housing for copper and fiber optic applications
- > IP54: 2 separate lockable areas to separate the installer and user sides
- > IP65: 1 screw on cover
- > versatile thanks to modular design
- > good accessibility and simple installation
- > housings can be connected in series for higher capacities
- > cable inputs: 12 x M12/ M16, 2 x M20 and M25
- > IP54: slotted foam as flexible cable outlet
- > IP65: Icotek® frame for OpDAT MV seal sets
- > sealable
- > compact, sleek design
- > dimensions (W x H x D): 360 x 302.5 x 87.5 mm

P/N	EQUIPMENT	IP PROTECTION CLASS
15036000000-E	unequipped	IP54
15036000000-B	unequipped	IP65

### OpDAT MV Universal



- > distributor housing for copper and fiber optic applications
- > equipped with perforated sheet for individual mounting of different devices or DIN rails
- > maximum device height: 67 mm
- > IP54: 2 separate lockable areas to separate the installer and user sides
- > IP65: 1 screw on cover
- > good accessibility and simple installation
- > housings can be connected in series for higher capacities
- > cable inputs: 12 x M12/ M16, 2 x M20 and M25
- > IP54: slotted foam as flexible cable outlet
- > IP65: Icotek® frame for OpDAT MV seal sets
- > sealable
- > compact, sleek design
- > dimensions (W x H x D): 360 x 302.5 x 87.5 mm

P/N	EQUIPMENT	IP PROTECTION CLASS
1503600LB00-E	incl. perforated sheet	IP54
1503600LB00-B	incl. perforated sheet	IP65



# Fiber optic wall distributors and housings

## OpDAT MV


### OpDAT MV Hybrid



- > distributor housing for copper and fiber optic applications
- > equipped with a patch panel for mounting up to 12 copper or fiber optic modules
- > IP54: 2 separate lockable areas to separate the installer and user sides
- > IP65: 1 screw on cover
- > good accessibility and simple installation
- > housings can be connected in series for higher capacities
- > cable inputs: 12 x M12/ M16, 2 x M20 and M25
- > IP54: slotted foam as flexible cable outlet
- > IP65: Icotek® frame for OpDAT MV seal sets
- > sealable
- > compact, sleek design
- > dimensions (W x H x D): 360 x 302.5 x 87.5 mm

P/N	EQUIPMENT	IP PROTECTION CLASS
1503600RJ00-E	12 x module cut-outs (unequipped)	IP54
1503600RJ00-B	12 x module cut-outs (unequipped)	IP65

### OpDAT MV Splice



- > surface mount housing for splicing fiber optic installation cables
- > equipped with a patch panel with fiber optic adapters
- > equipped with pigtails ready for splicing
- > pigtails with semi-tight buffered fibers diam. 0.9 mm, 12 + 6 colors, secondary and primary coatings are the same color, length 2.0 m
- > pigtails inserted and offset in single circuit trays with crimp splice holders
- > IP54: 2 separate lockable areas to separate the installer and user sides
- > IP65: 1 screw on cover
- > good accessibility and simple installation
- > housings can be connected in series for higher capacities
- > cable inputs: 12 x M12/ M16, 2 x M20 and M25
- > IP54: slotted foam as flexible cable outlet
- > IP65: Icotek® frame for OpDAT MV seal sets
- > sealable
- > compact, sleek design
- > dimensions (W x H x D): 360 x 302.5 x 87.5 mm

P/N	ADAPTER TYPE	FIBER TYPE	IP PROTECTION CLASS
15036C97609-E	9 x LC-D APC	OS2	IP54
15036C97609-B	9 x LC-D APC	OS2	IP65
15036C77509-E	9 x LC-D	OM4	IP54
15036C77509-B	9 x LC-D	OM4	IP65
15036C91A18-E	18 x SC-S APC	OS2	IP54
15036C91A18-B	18 x SC-S APC	OS2	IP65
15036C71D18-E	18 x SC-S	OM4	IP54
15036C71D18-B	18 x SC-S	OM4	IP65
15036C95F09-E	9 x E2-D APC	OS2	IP54
15036C95F09-B	9 x E2-D APC	OS2	IP65



## Fiber optic wall distributors and housings

OpDAT MV

### OpDAT MV VIK



- > surface mount housing for installation and distribution of pre-assembled fiber optic installation cables
- > equipped with a patch panel with fiber optic adapters
- > IP54: 2 separate lockable areas to separate the installer and user sides
- > IP65: 1 screw on cover
- > good accessibility and simple installation
- > housings can be connected in series for higher capacities
- > cable inputs: 12 x M12/M16, 2 x M20 and M25
- > IP54: slotted foam as flexible cable outlet
- > IP65: Icotek® frame for OpDAT MV seal sets
- > sealable
- > compact, sleek design
- > dimensions (L x W x H): 87.5 x 302.5 x 360.0 mm

P/N	ADAPTER TYPE	ADAPTER COLOR	IP PROTECTION CLASS
15036007609-E	9 x LC-D APC	green	IP54
15036007609-B	9 x LC-D APC	green	IP65
15036007509-E	9 x LC-D	heather violet	IP54
15036007509-B	9 x LC-D	heather violet	IP65
15036001A18-E	18 x SC-S APC	green	IP54
15036001A18-B	18 x SC-S APC	green	IP65
15036001D18-E	18 x SC-S	heather violet	IP54
15036001D18-B	18 x SC-S	heather violet	IP65
15036005F09-E	9 x E2-D APC	green	IP54
15036005F09-B	9 x E2-D APC	green	IP65



## Fiber optic wall distributors and housings

Accessories

### OpDAT MV seal set IP65



- > seal set for ICOTEK® frame
- > suitable for all IP65 variants of the OpDAT MV

### OpDAT MV splice trays



- > modular accessories for OpDAT MV
- > mounting plate for mounting 2 splice tray blocks
- > simple installation with 3 screws (included in the delivery contents)
- > single circuit splice tray block with 6 x 12 crimp splice holders
- > single circuit splice tray block with 3 x 12 shrink splice holders

P/N	CAPACITY
15036Z0301-S	18 x 2-3 mm cable
15036Z0302-S	9 x 4-5 mm cable
15036Z0303-S	12 x 6-7 mm cable

P/N	DESCRIPTION
15036Z0200-E	holder for 2 tray blocks
15036Z0201-E	6 x 12 crimp splice holders
15036Z0202-E	3 x 12 shrink splice holders



# Fiber optic wall distributors and housings

## Accessories

### OpDAT MV patch panel



- > patch panel for different adapter types
- > modular expansion for all OpDAT MV housings
- > delivered incl. partition wall and screws
- > patch panel and partition wall made of hot dip galvanized steel

### OpDAT MV perforated sheet



- > perforated sheet for subsequent installation into an OpDAT MV housing
- > for free mounting of network components or attachment of DIN rails

P/N	CUT-OUT	CAPACITY
15036Z7300-E	LC-D	9
15036Z1B00-E	SC	18
15036Z5F00-E	E2000-D	9
15036ZB200-E	ST-D	9
15036ZRJ00-E	module cut-out	12

#### P/N

15036Z0403-E

### OpDAT MV connection piece



- > connection piece for stacking two OpDAT MV housings

P/N	SIZE	COLOR
15036Z0402-E	M32	black

## Notes



# Consolidation Point (CP) | Service Concentration Point (SCP) | Service Outlet (SO)

- 1 Wall-mounted distributor patch panel  
surface mount housing (CP | SCP) ..... 160
- 2 Modul surface mount housing  
(CP | SCP | SO) ..... 160
- 3 Module for 6 port module frame ..... 161
- 4 Consolidation Point..... 161



Whether as a classic consolidation point in tertiary cabling or as a service concentration point for distributed building services for decentralized floor distributors. Wall-mounted, ceiling or floor-mounted housings to install modular connections (copper and fiber optic) are versatile, and can be used for decentralized distribution of network cabling to individual workstation islands or to entire zones. The service outlets look like terminal outlets or device connections, and serve, for example, as unconventional wall outlets for devices in distributed building services.

## Consolidation Point | Service Concentration Point | Service Outlet



Wall distributor patch panel surface mount housing

### Surface mount housing for 19 inch patch panels



- > housing for surface mounting
- > suitable for constructing consolidation points
- > installation cable and patch cord can be supported on the housing
- > equipotential bonding using flat plugs possible
- > suitable for one or two 19 inch 1 RU patch panels

P/N	COLOR	FOR 19 INCH PATCH PANELS
130862-1H20-E	pure white RAL 9010	1 x 1 RU
130862-2H20-E	pure white RAL 9010	2 x 1 RU

## Consolidation Point | Service Concentration Point | Service Outlet



Modul surface mount housing

### MC Modul surface mount housing



- > surface mount module housing, unequipped, for individual modules in MC Modul design
- > surface mounting, tabletop device in conjunction with DIN rail adapters for DIN rail mounting

P/N	COLOR	DESIGN	INSTALLATION CUT-OUT
130861-0202-E	pure white RAL 9010	2 port unequipped	MC Modul
130861-0302-E	pure white RAL 9010	3 port unequipped	MC Modul
130861-0402-E	pure white RAL 9010	4 port unequipped	MC Modul
130861-0602-E	pure white RAL 9010	6 port unequipped	MC Modul
130861-0802-E	pure white RAL 9010	8 port unequipped	MC Modul
130861-1202-E	pure white RAL 9010	12 port unequipped	MC Modul
130861-1602-E	pure white RAL 9010	16 port unequipped	MC Modul
130861-2402-E	pure white RAL 9010	24 port unequipped	MC Modul

### Keystone surface mount housing



- > surface mount module housing, unequipped for individual modules in Keystone design
- > surface mounting, tabletop device in conjunction with DIN rail adapters for DIN rail mounting

P/N	COLOR	DESIGN	INSTALLATION CUT-OUT
130861-0202KE	pure white RAL 9010	2 port unequipped	Keystone
130861-0302KE	pure white RAL 9010	3 port unequipped	Keystone
130861-0402KE	pure white RAL 9010	4 port unequipped	Keystone
130861-0602KE	pure white RAL 9010	6 port unequipped	Keystone
130861-0802KE	pure white RAL 9010	8 port unequipped	Keystone
130861-1202KE	pure white RAL 9010	12 port unequipped	Keystone
130861-1602KE	pure white RAL 9010	16 port unequipped	Keystone
130861-2402KE	pure white RAL 9010	24 port unequipped	Keystone

# Consolidation Point | Service Concentration Point | Service Outlet



Module housing for 6 port module frames

## Surface mount housing for 6 x 8 built-in modules



- > surface mount housing for 6 x 8 built-in modules for surface mounting or as a tabletop device
- > suitable for all 1 RU 6 x modules, such as E-DAT 6 x 8 modul
- > view window for labeling insert, insert included in the delivery contents

P/N	COLOR	DESIGN	FOR INSTALLATION
130862-20-E	pure white RAL 9010	flush-mounted	6 x module for installation in 1 RU

# Consolidation Point | Service Concentration Point | Service Outlet



Consolidation Point

## Consolidation Point Splice



OS2



OM3



OM4

- > equipped with adapters, pigtails and splice trays with crimp splice protection holder
- > for splicing multi-fiber loose buffer cables
- > steel sheet wall housing, powder coated (white, RAL 9010)
- > patch area with foldable and removable cover incl. labeling field
- > strain relief option for patch cords
- > unequipped openings closed with dummy connectors
- > cable management area with separate cover
- > cable inlet on the back for mounting an M20 screw fitting
- > incl. wall assembly accessories

P/N	COLOR	ADAPTER TYPE	FIBER TYPE
1503097606-E	green	6 x LC-D APC	OS2
1503097406-E	blue	6 x LC-D	OS2
1503077506-E	heather violet	6 x LC-D	OM4
1503057706-E	aqua	6 x LC-D	OM3
150309F206-E	green	6 x SC-D APC	OS2
150309E206-E	blue	6 x SC-D	OS2
150307BB06-E	heather violet	6 x SC-D	OM4
150305BA06-E	aqua	6 x SC-D	OM3



## Consolidation Point | Service Concentration Point | Service Outlet

### Consolidation Point

#### Consolidation Point VIK



- > Consolidation Point VIK equipped with adapters
- > for connecting pre-assembled installation cables (VIKs) with max. 12 fibers
- > steel sheet wall housing, powder coated (white, RAL 9010)
- > patch area with foldable and removable cover incl. labeling field
- > strain relief option for patch cords
- > unequipped openings closed with dummy connectors
- > cable management area with separate cover
- > cable inlet on the back for mounting an M20 screw fitting
- > extensions and reductions for attaching the VIKs are also available as separate accessories
- > incl. wall assembly accessories

P/N	COLOR	FIBER TYPE	ADAPTER TYPE
1503007606-E	green	OS2	6 x LC-D APC
1503007406-E	blue	OS2	6 x LC-D
1503007M06-E	lime green	OM5	6 x LC-D
1503007506-E	heather violet	OM4	6 x LC-D
1503007706-E	aqua	OM3	6 x LC-D
1503007A06-E	green	OS2	6 x LC-Q APC
1503007106-E	blue	OS2	6 x LC-Q
1503007L06-E	lime green	OM5	6 x LC-Q
1503007906-E	heather violet	OM4	6 x LC-Q
150300F206-E	green	OS2	6 x SC-D APC
150300E206-E	blue	OS2	6 x SC-D
150300BB06-E	heather violet	OM4	6 x SC-D
150300BA06-E	aqua	OM3	6 x SC-D
1503005F06-E	green	OS2	6 x E2000-D APC

#### Consolidation Point unequipped



- > Consolidation Point DCCS unequipped
- > steel sheet wall housing, powder coated (white, RAL 9010)
- > for installing pre-assembled DCCS links and subassemblies (see DCCS configurators)
- > cable management area with separate cover
- > patch area with foldable and removable cover incl. labeling field
- > strain relief option for patch cords
- > two cable infeeds on the back for feeding through the DCCS cable
- > incl. wall assembly accessories

P/N	COLOR
15030D0000-E	white

# IP protected housings

<b>1</b>	IP protected housings MCO IP69k .....	164
<b>2</b>	IP protected housings V1 .....	166
<b>3</b>	IP protected housings V4 .....	167
<b>4</b>	IP protected housings V5 .....	169
<b>5</b>	IP protected housings V6.....	170
<b>6</b>	IP protected housings V14.....	172
<b>7</b>	Universal test jack.....	173



For RJ45 and fiber optic connectors, METZ CONNECT offers IP protected empty housings for wall / surface mounting or as freely installed cable adapters and flanges for wall bushings in industrial variants V1, V4, V5, V6 and V14.



## IP protected housings

MCO IP69k – protective housings for DNT outdoor applications

### MCO IP69k – protective housing for DNT\*-outdoor applications


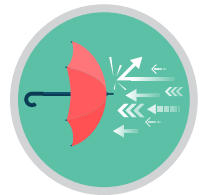


**Digital networking** | The demand for cabling solutions for outdoor areas is increasing steadily. This is due to modern network and IP interface technologies, which are essential for digitization. These are

used to network and provide monitoring cameras, sensors and digital traffic signs, as well as wireless access points.

**METZ CONNECT Outdoor** | Our MCO IP69k protective enclosures provide reliable protection for your permanent outdoor connections. They are not only completely dustproof and waterproof, but also resistant to ozone, UV radiation and salt water. Furthermore, they withstand high temperatures,

strong vibrations and high-pressure jet cleaning, thus providing reliable protection against external interference. The flexible and easy-to-install solutions have been specially designed to accommodate and protect field-assembled cables, pre-assembled patch cables and fiber optic connections.



**Flexible & reliable** | Our universally applicable protective housings for outdoor applications are available in three different versions, and cover all conceivable applications in practice. The three variants of the protective housings have been specially designed for free installation, as well as for wall, DIN rail, quick and pole mounting. In addition, we also offer a solution for wall or housing feed-through.

Thanks to the adapter plates included in the delivery contents, countless combination options are possible, with various modules, plug-in plugs and cable connectors. Regardless of whether it is a matter of accommodating and protecting field-assembled cables or pre-assembled patch cables and fiber optic connections.

\*DNT = data network technology





## IP protected housings

MCO IP69k – protective housings for DNT outdoor applications

### MCO IP69k – Set for free installation



- > for universal and flexible use
- > completely dust and waterproof
- > resistant to ozone, UV radiation and salt water
- > resistant to high-pressure jet cleaning, high temperatures and strong vibrations
- > tested according to IP69k, IP67 and IP66
- > M32 anodized aluminum tubes and flange
- > incl. M32 cable gland (PA) with sealing inserts, O-rings and adapter plates for MC Modul, Keystone and fiber optic components, for clean mounting inside the flange
- > suitable for cable sheath diameters from 4.5 to 15 mm

P/N

14040000-E

### MCO IP69k – Set with mounting bracket



- > designed for wall, top-hat rail, quick and pole mounting
- > incl. mounting bracket and mounting plate for quickly attaching the flange without tools
- > for universal and flexible use
- > completely dust and waterproof
- > resistant to ozone, UV radiation and salt water
- > resistant to high-pressure jet cleaning, high temperatures and strong vibrations
- > tested according to IP69k, IP67 and IP66
- > M32 anodized aluminum tubes and flange
- > incl. M32 cable gland (PA) with sealing inserts, O-rings and adapter plates for MC Modul, Keystone and fiber optic components, for clean mounting inside the flange
- > suitable for cable sheath diameters from 4.5 to 15 mm

P/N

14040010-E

### MCO IP69k – Set wall and housing bushing



- > incl. M40 lock nut (PA) for wall and housing mounting
- > for universal and flexible use
- > completely dust and waterproof
- > resistant to ozone, UV radiation and salt water
- > resistant to high-pressure jet cleaning, high temperatures and strong vibrations
- > tested according to IP69k, IP67 and IP66
- > M32 anodized aluminum tubes and flange
- > incl. M32 cable gland (PA) with sealing inserts, O-rings and adapter plates for MC Modul, Keystone and fiber optic components, for clean mounting inside the flange
- > suitable for cable sheath diameters from 4.5 to 15 mm

P/N

14040100-E

### MCO IP69k – protective cover for flange



- > M32 anodized aluminum protective cover
- > suitable for P/N: 14040000-E, 14040010-E, 14040100-E

P/N

14040202-E





## IP protected housings

### IP protected housings V1

#### E-DAT Industry IP67 V1 AP + RJ45 field jack



- > RJ45 termination unit in flange housing with bayonet lock according to standard ISO/IEC 24702 and IEC 61076-3-106 Var. 1
- > Class E<sub>A</sub> compliant according to ISO/IEC 11801, DIN EN 50173-1
- > suitable for 10 GBit Ethernet (IEEE 802.3an), Remote Powering (PoE, PoE plus, UPoE)
- > 1 port IP67 protected housing with flange cover
- > AWG 26/7 to 22/7, AWG 26/1 to 22/1 possible
- > increased vibration and shock resistance thanks to 4 springs on the shielding plates
- > no specialized tools required
- > stackable surface mounting possible
- > commonly available RJ45 plugs can be installed (no IP protection)
- > simple, time-saving mounting

P/N	COLOR	DESIGN	EQUIPPING
1401110012KE	black	1 port, surface mounted	industry module T568A
1401810012KE	black	1 port, surface mounted	industry module T568B

#### E-DAT Industry IP67 V1 cable adapter + RJ45 field jack insert Cat.6 Class E<sub>A</sub>, T568A



- > RJ45 termination unit with flange housing with bayonet lock according to standard ISO/IEC 24702 and IEC 61076-3-106 Var. 1
- > Class E<sub>A</sub> compliant according to ISO/IEC 11801, DIN EN 50173-1
- > suitable for 10 GBit Ethernet (IEEE 802.3an), Remote Powering (PoE, PoE plus, UPoE)
- > 1 port IP67 protected housing with flange cover
- > AWG 26/7 to 22/7, AWG 26/1 to 22/1 possible
- > increased vibration and shock resistance thanks to 4 springs on the shielding plates
- > no specialized tools required
- > can be used as a cable coupling
- > commonly available RJ45 plugs can be installed (no IP protection)
- > simple, time-saving mounting

P/N	COLOR	DESIGN	EQUIPPING
1401115512KE	gray	1 port cable coupling	industry module T568A

#### E-DAT Industry IP67 AP V1 unequipped



- > flange housing with bayonet lock closure according to standard ISO/IEC 24702 and IEC 61076-3-106 Var. 1
- > 1 port IP67 protected housing with flange cover
- > stackable surface mounting possible
- > commonly available RJ45 plugs can be installed (no IP protection)
- > simple, time-saving mounting
- > suitable inserts: E-DAT Industry RJ45 field jack insert (T568A, T568B or Profinet) on pages 32, 44 and 45

P/N	COLOR	DESIGN	MODULE CUT-OUT
1401010012KE	black	1 port, surface-mounted	industry module

#### Industry IP67 V1 bulkhead unequipped



- > flange with bayonet lock closure according to standard ISO/IEC 24702 and IEC 61076-3-106 Var. 1
- > easy to install thanks to round wall cut-outs with inserts available on the market for socket pliers
- > mounting method central screw fitting, can be mounted on the front and back sides
- > alternative attachment with 4 screws (M3), not included in the delivery contents
- > extra-robust housing, suitable for industrial use
- > flammability class according to UL 94V-0, better chemical resistance
- > suitable inserts: E-DAT Industry RJ45 field jack insert (T568A, T568B or Profinet), E-DAT Industry RJ45 coupler insert, E-DAT Industry USB coupler insert, OpDAT Industry SC-RJ/25C adapter insert or OpDAT Industry LC-D adapter insert on pages 32, 44 and 45

P/N	COLOR	DESIGN	MODULE CUT-OUT
1401013300ME	metallic	1 port built-in flange	industry module
1401013302KE	black	1 port built-in flange	industry module



## IP protected housings

### IP protected housings V1

#### Industry IP67 V1 plug housing unequipped



- > plug housing with bayonet lock according to standard ISO/IEC 24702 and IEC 61076-3-106 Var. 1
- > IP67 protected housing for mounting Industry plug inserts
- > large connectable cable sheath diameter range of 10 mm
- > resistant to welding beads
- > extra-robust housing, suitable for industrial use
- > flammability class according to UL 94V
- > better chemical resistance
- > labeling option on the plug housing
- > suitable plug inserts: E-DAT Industry RJ45 field plug insert, E-DAT Industry RJ45 plug insert, OpDAT Industry 2LC plug insert, OpDAT Industry 2SC plug insert on pages 34, 35 and 44

P/N	COLOR	DESIGN	FOR PLUG ASSEMBLIES
1401015000ME	metallic	metal	industry
1401025000ME	metallic	metal with kink protection	industry
1401015002KE	black	plastic	industry
1401025002KE	black	plastic with kink protection	industry

#### Industry IP67 V1 protective cap



- > high degree of protection even when not plugged in thanks to IP67 protective cap
- > flammability class according to UL 94V-0
- > better chemical resistance
- > captive connected protective cap
- > variants: plug protection cap, flange protection cap

P/N	COLOR	DESIGN
1401018002KI	black	plug protection cap
1401018102KI	black	flange protection cap

## IP protected housings

### IP protected housings V4

#### E-DAT Industry IP67 V4 AP + RJ45 field jack insert Cat.6 Class E<sub>A</sub>, T568A



- > RJ45 termination unit in flange housing with push-pull closure according to standard ISO/IEC 24702 and IEC 61076-3-106 Var. 4
- > Class E<sub>A</sub> compliant according to ISO/IEC 11801, DIN EN 50173-1
- > suitable for 10 GBit Ethernet (IEEE 802.3an), Remote Powering (PoE, PoE plus, UPoE)
- > IP67 protected housing
- > AWG 26/7 to 22/7, AWG 26/1 to 22/1 possible
- > increased vibration and shock resistance thanks to 4 springs on the shielding plates
- > no specialized tools required
- > stackable surface mounting possible
- > commonly available RJ45 plugs can be installed (no IP protection)
- > simple, time-saving mounting

P/N	COLOR	DESIGN	EQUIPPING
1401140012KE	black	1 port, surface mounted	Industry module T568A

#### E-DAT Industry IP67 V4 cable coupling + RJ45 field jack



- > RJ45 termination unit in flange housing with push-pull closure according to standard ISO/IEC 24702 and IEC 61076-3-106 Var. 4
- > Class E<sub>A</sub> compliant according to ISO/IEC 11801, DIN EN 50173-1
- > suitable for 10 GBit Ethernet (IEEE 802.3an), Remote Powering (PoE, PoE plus, UPoE)
- > IP67 protected housing
- > AWG 26/7 to 22/7, AWG 26/1 to 22/1 possible
- > increased vibration and shock resistance thanks to 4 springs on the shielding plates
- > no specialized tools required
- > can be used as a cable coupling
- > commonly available RJ45 plugs can be installed (no IP protection)
- > simple, time-saving mounting
- > variants: Labeling of wire assignment T568A or T568B

P/N	COLOR	DESIGN	EQUIPPING
1401145512KE	black	1 port cable coupling	Industry module T568A
1401845512KE	black	1 port cable coupling	Industry module T568B





## IP protected housings

### IP protected housings V4

#### Industry IP67 V4 bulkhead



- > flange with push-pull closure according to standard ISO/IEC 24702 and IEC 61076-3-106 Var. 4 and according to standard EN 50173-1 and EN 50173-3
- > easy to install thanks to round wall cut-outs with inserts available on the market for socket pliers
- > mounting method: central screw fitting
- > alternative attachment with 4 screws (M3), not included in the delivery contents
- > can be mounted on the front and back
- > extra-robust housing, suitable for industrial use
- > flammability class according to UL 94V-0
- > better chemical resistance
- > one version for all flange inserts
- > suitable inserts: E-DAT Industry RJ45 field jack insert (T568A, T568B or Profinet), E-DAT Industry RJ45 coupler insert, E-DAT Industry USB coupler insert, OpDAT Industry SC-RJ/2SC adapter insert or OpDAT Industry LC-D adapter insert on pages 32, 44 and 45

P/N	COLOR	DESIGN	MODULE CUT-OUT
1401043302KE	black	1 port built-in flange	industry module

#### Industry IP67 V4 plug housing



- > plug housing with push-pull closure according to standard ISO/IEC 24702 and IEC 61076-3-106 Var. 4
- > IP67 protected housing for mounting Industry plug inserts
- > large connectable cable sheath diameter range of 10 mm
- > resistant to welding beads
- > extra-robust plastic housing, suitable for industrial use
- > flammability class according to UL 94V-0
- > better chemical resistance
- > labeling option on the plug housing
- > clip can be snapped on after assembly for color coding
- > cable can be pushed through pre-assembled plug housing
- > suitable plug inserts: E-DAT Industry RJ45 field plug insert, E-DAT Industry RJ45 plug insert, OpDAT Industry 2LC plug insert, OpDAT Industry 2SC plug insert on pages 34, 35 and 44

P/N	COLOR	DESIGN	FOR PLUG ASSEMBLIES
1401045002KE	black	plastic	industry
1401055002KE	black	plastic with kink protection	industry

#### Industry IP67 V4 protective cap



- > high degree of protection even when not plugged in thanks to IP67 protective cap
- > flammability class according to UL 94V-0
- > better chemical resistance
- > captive connected protective cap
- > grip for removal
- > variants: plug protection cap, flange protection cap

P/N	COLOR	DESIGN
1401048002KI	black	plug protection cap
1401048102KI	black	flange protection cap



# IP protected housings

IP protected housings V5

## Industry IP67 V5 metal bulkhead



- > flange with bracket closure according to standard IEC 61076-3-106 Var. 5
- > IP67 protected housing for mounting E-DAT Industry flange inserts
- > easy to assemble thanks to standardized attachment with two screws (M3), not included in the delivery contents
- > extra-robust housing, suitable for industrial use
- > flammability class according to UL 94V-0
- > better chemical resistance
- > suitable inserts: E-DAT Industry RJ45 field jack insert (T568A, T568B or Profinet), E-DAT Industry RJ45 coupler insert, E-DAT Industry USB coupler insert on pages 32 and 45

P/N	COLOR	DESIGN	MODULE CUT-OUT
1401063300ME	gray	1 port built-in flange	industry module

## Industry IP67 V5 metal plug housing



- > plug housing with bayonet lock according to standard ISO/IEC 24702 and IEC 61076-3-106 Var. 5
- > IP67 protected housing for mounting Industry plug inserts
- > large connectable cable sheath diameter range of 10 mm
- > resistant to welding beads
- > extra-robust metal housing, suitable for industrial use
- > flammability class according to UL 94V-0
- > better chemical resistance
- > clip can be snapped on after assembly for color coding
- > cable can be pushed through pre-assembled plug housing
- > suitable plug inserts: E-DAT Industry RJ45 field plug insert, E-DAT Industry RJ45 plug insert on pages 34 and 35

P/N	COLOR	DESIGN	FOR PLUG ASSEMBLIES
1401065000ME	gray	plug housing	industry

## Industry IP67 V5 metal protective cap



- > high degree of protection even when not plugged in thanks to IP67 protective cap
- > flammability class according to UL 94V-0
- > better chemical resistance
- > captive connected protective cap
- > variants: plug protection cap, flange protection cap

P/N	COLOR	DESIGN
1401068000MI	gray	plug protection cap
1401068100MI	gray	flange protection cap



## IP protected housings

### IP protected housings V6

#### E-DAT Industry IP67 V6 AP, 1 port Cat.6<sub>A</sub> – C6<sub>A</sub>modul



- > RJ45 termination unit C6<sub>A</sub>modul in flange housing according to standard ISO/IEC 24702 and IEC 61076-3-106 Var. 6
- > connect without special tools, short mounting and connection time
- > easy installation and connection of data lines AWG 26/1 to 22/1 (single-wire) and AWG 26/7 to 22/7 (multi-wire) to IDC type terminal blocks
- > intelligent cable management in the charger, also suitable for highly twisted wires
- > migration to 25G systems without special tools
- > robust, single-piece, reusable module housing made of die-cast zinc, finished
- > suitable for 10 GBit/s Ethernet (IEEE 802.3an), Remote Powering (PoE, PoE plus, UPoE and 4PPoE), HDBaseT, SAT-IP and AV over IP
- > GHMT Cat.6<sub>A</sub> re-embedded PVP certified

P/N	COLOR	DESIGN	EQUIPPING
1309510003-E	light gray	1 port, surface-mounted	C6 <sub>A</sub> modul

#### E-DAT Industry IP67 V6 AP, 1 port Cat.6<sub>A</sub> – E-DAT modul



- > RJ45 termination unit E-DAT modul in flange housing according to standard ISO/IEC 24702 and IEC 61076-3-106 Var. 6
- > connect without special tools, short mounting and connection time
- > easy installation and connection of data lines AWG 26/1 to 22/1 (single-wire) and AWG 26/7 to 22/7 (multi-wire) to IDC type terminal blocks
- > intelligent cable management in charger, assignment according to T568A and T568B
- > robust, 2-piece reusable module housing made of die-cast zinc, finished
- > suitable for 10 GBit/s Ethernet (IEEE 802.3an), Remote Powering (PoE, PoE plus, UPoE and 4PPoE), HDBaseT, SAT-IP and AV over IP
- > GHMT Cat.6<sub>A</sub> re-embedded certified

P/N	COLOR	DESIGN	EQUIPPING
1309410003-E	light gray	1 port, surface-mounted	E-DAT modul

#### E-DAT Industry IP67 V6 cable coupling , 1 port Cat.6<sub>A</sub> – C6<sub>A</sub>modul



- > RJ45 termination unit C6<sub>A</sub>modul in flange housing according to standard ISO/IEC 24702 and IEC 61076-3-106 Variant 6
- > connect without special tools, short mounting and connection time
- > easy installation and connection of data lines AWG 26/1 to 22/1 (single-wire) and AWG 26/7 to 22/7 (multi-wire) to IDC type terminal blocks
- > intelligent cable management in the charger, also suitable for highly twisted wires
- > migration to 25G systems without special tools
- > robust, single-piece, reusable module housing made of die-cast zinc, finished
- > suitable for 10 GBit/s Ethernet (IEEE 802.3an), Remote Powering (PoE, PoE plus, UPoE and 4PPoE), HDBaseT, SAT-IP and AV over IP
- > GHMT Cat.6<sub>A</sub> re-embedded PVP certified

P/N	COLOR	DESIGN	EQUIPPING
1309515003-E	light gray	1 port cable coupling	C6 <sub>A</sub> modul

#### E-DAT Industry IP67 V6 cable coupling, 1 port Cat.6<sub>A</sub> – E-DAT modul



- > RJ45 termination unit E-DAT modul in flange housing according to standard ISO/IEC 24702 and IEC 61076-3-106 Var. 6
- > connect without special tools, short mounting and connection time
- > easy installation and connection of data lines AWG 26/1 to 22/1 (single-wire) and AWG 26/7 to 22/7 (multi-wire) to IDC type terminal blocks
- > intelligent cable management in charger, assignment according to T568A and T568B
- > robust, 2-piece reusable module housing made of die-cast zinc, finished
- > suitable for 10 GBit/s Ethernet (IEEE 802.3an), Remote Powering (PoE, PoE plus, UPoE and 4PPoE), HDBaseT, SAT-IP and AV over IP
- > GHMT Cat.6<sub>A</sub> re-embedded certified

P/N	COLOR	DESIGN	EQUIPPING
1309415003-E	light gray	1 port cable coupling	E-DAT modul



## IP protected housings

### IP protected housings V6

#### E-DAT Industry IP67 V6 EbK



- > for installation in individual modules with Keystone design
- > IP67 plug face according to IEC 61076-3-106 (variant 6)
- > commonly available RJ45 plugs can be installed (no IP protection)
- > simple mounting
- > versions with and without stable die-cast zinc counter plate (also available as accessories)
- > color: Light gray RAL 7035
- > 13094130-E: mounting set consisting of stable counter plate with 4 screws
- > not suitable for E-DAT Industry modules and adapters

P/N	COLOR	DESIGN	FOR MODULE DESIGN
1309413103-E	light gray	1 port built-in flange without mounting set	Keystone
1309413303-E	light gray	1 port built-in flange with mounting set	Keystone

#### E-DAT Industry IP67 V6 EbM



- > for installation in individual modules with MC Modul Installation type
- > IP67 plug face according to IEC 61076-3-106 (variant 6)
- > commonly available RJ45 plugs can be installed (no IP protection)
- > simple mounting
- > versions with and without stable die-cast zinc counter plate (also available as accessories)
- > color: Light gray RAL 7035
- > 13094130-E: mounting set consisting of stable counter plate with 4 screws
- > not suitable for E-DAT Industry modules and adapters

P/N	COLOR	DESIGN	FOR MODULE DESIGN
1309413003-E	light gray	1 port built-in flange without mounting set	MC Modul
1309413203-E	light gray	1 port built-in flange with mounting set	MC Modul

#### E-DAT Industry IP67 V6 plug



- > Cat.6 Class E<sub>A</sub> plug in plug housing according to standard IEC 61076-3-106 Var. 6
- > Class E<sub>A</sub> compliant according to ISO/IEC 11801, DIN EN 50173-1
- > suitable for 10 GBit Ethernet (IEEE 802.3an), Remote Powering (PoE, PoE plus and UPoE)
- > fulfills protection Class IP67 when plugged in
- > connection AWG 27/7 to 24/7 and AWG 24/1 possible
- > full core copper conductor diameter 0.36 to 0.51 mm
- > strand copper conductor diameter 0.46 to 0.61 mm
- > core diameter from 0.85 to 1.05 mm
- > cable sheath diameters 5.5 to 6.2 mm can be connected
- > large surface 360° shield contacting
- > locking clamp can be retrofit while installed
- > locking clamp protects against accidental opening (also available in color)
- > professional crimping pliers available in the Tools area

P/N	COLOR	DESIGN	PROTECTION CLASS
130906-03-E	light gray	RJ45 plug	IP67

#### Mounting set for built-in flange EbK and EbM



- > mounting set consisting of a stable die-cast zinc mounting plate with 4 screws
- > suitable for mounting E-DAT Industry IP67 V6 EbM and EbK

P/N	COLOR
13094130-E	metallic



## IP protected housings

### IP protected housings V14

#### E-DAT Industry IP67 V14 bulkhead standard attachment



- > flange with push-pull closure according to standard ISO/IEC 24702 and IEC 61076-3-117 Var. 14
- > IP67 protected housing for mounting E-DAT Industry flange inserts
- > easy to assemble thanks to standardized attachment with two screws (M3), not included in the delivery contents
- > can be mounted on the front side
- > extra-robust metal housing, suitable for industrial use
- > flammability class according to UL 94V-0
- > good chemical resistance
- > grounding possible via 2.8 mm flat plug on RJ45 insert
- > suitable inserts: E-DAT Industry RJ45 field jack insert (T568A, T568B or Profinet), E-DAT Industry RJ45 coupler insert or E-DAT Industry USB coupler insert on pages 32 and 45

P/N	COLOR	DESIGN	MOUNTING
14010833COMN	metallic	for RJ45	Standard attachment

#### E-DAT Industry IP67 V14 bulkhead central attachment



- > flange with push-pull closure according to standard ISO/IEC 24702 and IEC 61076-3-117 Var. 14
- > IP67 protected housing for mounting E-DAT Industry flange inserts
- > version for central attachment
- > can be mounted on the front side
- > extra-robust metal housing, suitable for industrial use
- > flammability class according to UL 94V-0
- > good chemical resistance
- > grounding possible via 2.8 mm flat plug on RJ45 insert
- > suitable inserts: E-DAT Industry RJ45 field jack insert (T568A, T568B or Profinet), E-DAT Industry RJ45 coupler insert or E-DAT Industry USB coupler insert on pages 32 and 45

P/N	COLOR	DESIGN	MOUNTING
14010833COMC	metallic	for RJ45	Central attachment

#### E-DAT Industry IP67 V14 plug housing for RJ45 unequipped



- > plug housing with push-pull closure according to standard ISO/IEC 24702 and IEC 61076-3-117 Var. 14
- > IP67 protected housing for mounting E-DAT Industry plug inserts
- > large connectable cable sheath diameter range of 10 mm
- > resistant to welding beads
- > extra-robust metal housing, suitable for industrial use
- > flammability class according to UL 94V-0
- > better chemical resistance
- > clip can be snapped on after assembly for color coding
- > cable can be pushed through pre-assembled plug housing
- > suitable plug inserts: E-DAT Industry RJ45 field plug insert, E-DAT Industry RJ45 plug insert on pages 34 and 35

P/N	COLOR	DESIGN	FOR PLUG ASSEMBLIES
14010850C0ME	metallic	plug housing for RJ45	Industry

#### E-DAT Industry IP67 V14 protection cap



- > high degree of protection even when not plugged in thanks to IP67 protective cap
- > flammability class according to UL 94V-0
- > high chemical resistance
- > captive connected protective cap
- > grip for removal
- > variants: plug protection cap, flange protection cap

P/N	COLOR	DESIGN
1401088002KI	black	plug protection cap
1401088102KI	black	flange protection cap





# IP protected housings

Universal test jack

## E-DAT Industry universal test jack IP65 unequipped



- > the computer is accessed via standardized interfaces like RJ45 and USB for programming and configuring a system. However, these interfaces are inside the switch cabinet in industrial PCs.
- > practical service interface for secure and flexible access to the inside of the switch cabinet
- > commissioning, service, monitoring and system expansions are quicker, simpler, and more targeted
- > suitable for switch cabinet walls, junction boxes and control panels
- > mounted in standard round hole of just 22 mm via central screw fitting
- > protection Class IP65
- > captive plugs
- > very easy handling
- > unequipped, without inserts
- > suitable inserts: E-DAT Industry RJ45 field jack insert (T568A, T568B or Profinet), E-DAT Industry RJ45 coupler insert or E-DAT Industry USB coupler insert on pages 32 and 45

P/N	COLOR	DESIGN	FOR MODULE DESIGN
140UPB-E	black	1 port test jack	Steadytec Module

## Notes

# Accessories and installation aids

1	Adapters .....	176
2	Installation testers copper cabling .....	178
3	Tools .....	180



METZ CONNECT offers a wide range of accessories for network cabling products. From adapters to installation testers to installation tools and cleaning cases, there are many aids available for building and maintaining a reliable network.



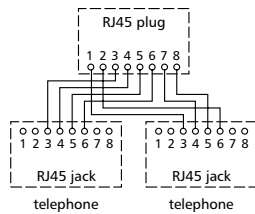
## Accessories and installation aids

### Adapters

#### Cable sharing Adapter pnp 1



- > cable sharing adapter for simultaneous operation of two 4-wire services, here 2 x telephone (ISDN) via an 8-wire installation cable
- > use in pairs: one adapter on the wall outlet, one adapter on the distributor
- > shielded adapter with Class E transmission properties in Link according to IEC 11801 and DIN EN 50173-1
- > can be plugged in beside one another thanks to their narrow design
- > short, bendable connection
- > delivered as a set (2 piece)

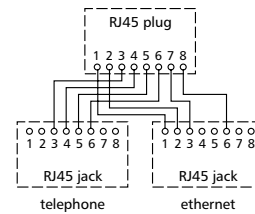


P/N	COLOR	ASSIGNMENT
130548-01-E	silver	telephone – telephone

#### Cable sharing Adapter pnp 2



- > cable sharing adapter for simultaneous operation of two 4-wire services, here 1 x Ethernet and 1 x telephone (ISDN) via an 8-wire installation cable
- > use in pairs: one adapter on the wall outlet, one adapter on the distributor
- > shielded adapter with Class E transmission properties in Link according to IEC 11801 and DIN EN 50173-1
- > 1 x Ethernet up to 100 MBit E / Fast Ethernet
- > can be plugged in beside one another thanks to their narrow design
- > short, bendable connection
- > delivered as a set (2 piece)

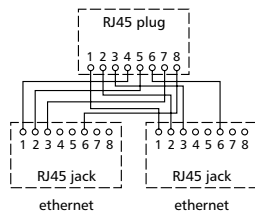


P/N	COLOR	ASSIGNMENT
130548-02-E	silver	telephone – ethernet

#### Cable sharing Adapter pnp 3



- > cable sharing adapter for simultaneous operation of two 4-wire services, here 2 x Ethernet, via an 8-wire installation cable
- > use in pairs: one adapter on the wall outlet, one adapter on the distributor
- > shielded adapter with Class E transmission properties in Link according to IEC 11801 and DIN EN 50173-1
- > 2 x Ethernet up to 100 MBit E / Fast Ethernet
- > can be plugged in beside one another thanks to their narrow design
- > short, bendable connection
- > delivered as a set (2 piece)

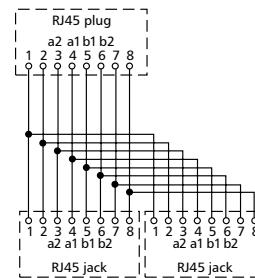


P/N	COLOR	ASSIGNMENT
130548-03-E	silver	ethernet – ethernet

#### ISDN-Adapter with extension WE 8 – 2 x WE 8



- > ISDN adapter for expanding an RJ45 slot into two RJ45 slots
- > input side: RJ45, WE8(8)
- > output side: 2 x RJ45, WE8(8)
- > terminating resistors: none
- > extension: 0.1 m



P/N	COLOR	ASSIGNMENT	LENGTH
130610480101-E	pearl white RAL 1013	WE 8 – 2 x WE 8	0.1 m



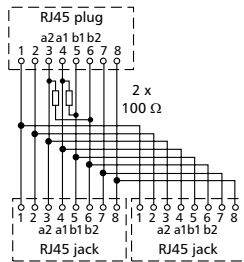
# Accessories and installation aids

## Adapters

### ISDN-Adapter with extension WE 8 – 2 x WE 8 R



- > ISDN adapter with integrated terminating resistors for a plug-in ISDN 50 bus termination
- > using this adapter with an RJ45 jack means no slots are lost
- > input side: RJ45, WE8(8)
- > output side: 2 x RJ45, WE8(8)
- > terminating resistor: 2 x 100 Ohm

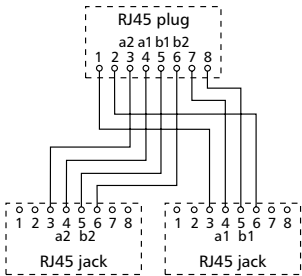


P/N	COLOR	ASSIGNMENT	LENGTH
130606480101-E	pearl white RAL 1013	W8 – 2 x W8-R	0.1 m

### UAE-Adapter with extension WE 8 – WE 8(4)/WE 8(4)



- > UAE adapter for simultaneous operation of two 4-wire services, here 2 x telephone (ISDN) via an 8-wire installation cable
- > use in pairs: one adapter on the wall outlet, one adapter on the distributor
- > input side: RJ45, WE8(8)
- > output side: 2 x RJ45, WE8(4)

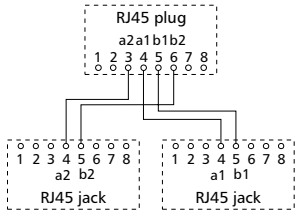


P/N	COLOR	ASSIGNMENT	LENGTH
130608480101-E	pearl white RAL 1013	W8 – W8(4)/W8(4)	0.1 m

### UAE-Adapter with extension WE 8 – WE 8/WE 8



- > UAE adapters for adapting analogue terminal devices with different pin assignments to the universal building cabling
- > input side: RJ45, WE8(4)
- > output side: 2 x RJ45 – IEC standard

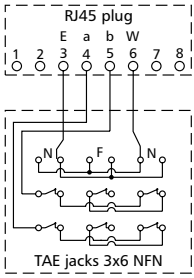


P/N	COLOR	ASSIGNMENT	LENGTH
130607440101-E	pearl white RAL 1013	W8(4)W8/W8	0.1 m

### UAE-Adapter with 0.1 m extension WE 8 – NFN



- > UAE adapters for adapting analogue terminal devices with different pin assignments to the universal building cabling
- > input side: RJ45, IEC standard EabW
- > output side: TAE jack NFN



P/N	COLOR	ASSIGNMENT	LENGTH
130450440101-E	pearl white RAL 1013	WE8 NFN	0.1 m



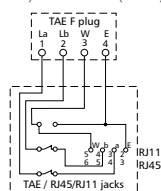
## Accessories and installation aids

### Adapters

#### TAE-Adapter with extension F-TAE/WE 8/6



- > TAE adapter for plug-in expansion of a TAE 1 x 6 F wall outlet to a 1 x TAE U connection (F or N) + WE (RJ11/RJ45)
- > the adapters are inserted into a TAE 1 x 6 F wall outlet or an AMS, after which they can be used to connect a telephone and up to two additional devices (such as a fax machine, call answering machine, or fee counter)
- > the adapter has a WE8 connection socket with plug reduction. The plug reduction is used to reduce the inserted width of RJ45 (8 pole) to RJ11/12 (6 pole) the plug reduction can remain installed or be removed, depending on the application
- > input side: TAE plug F
- > output side: TAE jack U (F or N) and RJ45 (RJ11)



P/N	COLOR	ASSIGNMENT	LENGTH
130597-E	pearl white RAL 1013	F-WE8(6)	6.0 m

## Accessories and installation aids

### Installation testers copper cabling

#### KAPRi plus cable and installation tester



- > detection and display of the most common installation errors: short circuit, core interruption wire reversal, cable reversal, split pair
- > display of external voltages for each buffer with their polarity
- > cable identification through detection of up to nine test box numbers
- > detection and display for incorrectly set connection assignments
- > error display for each individual buffer with the nine red LEDs
- > display with a green LED when no errors are found
- > clear display of the error type via a 7 segment display
- > low voltage indicator for the battery
- > automatic testing process
- > simple operation and interpretation of test results
- > on/off and start of the test process via a button
- > quick test, approx. 3 seconds
- > query the error list for multiple errors using a separate button
- > option to set the connection assignments with nine setting switches
- > connection via RJ45 plugs, allowing for patch cords to be tested

P/N	COLOR	SCOPE OF DELIVERY
130670-E	light gray	base device + test box 1



#### KAPRi plus plastic case completely equipped



- > contains all KAPRi plus components for testing installed RJ45 and M12 solutions in all areas of structured building cabling
- > protecting components from dust and dirt
- > clear arrangement
- > KAPRi plus cable and installation tester
- > detection and display of the most common installation errors, such as split pair, loose contact, core interruption, short circuit, wire and cable reversal, external voltage
- > stable plastic case made of polypropylene with optimal function
- > hard foam insert in the bottom section with cut-outs for all KAPRi plus components
- > intermediate plate (anthracite) in the top section
- > napped foam insert in the top section

P/N	COLOR
130676-01-E	black



# Accessories and installation aids

Installation testers copper cabling

## KAPri plus expansion set M12 X-coded



- > KAPri plus expansion set M12 X-coded
- > supplements the KAPri plus basic device for detecting installation errors for data connection lines with X-coded M12 connectors

P/N	COLOR	EXTENSION
130674-E	black/green	M12 X-coded

## KAPri plus expansion set M12 D-coded



- > KAPri plus expansion set M12 D-coded
- > supplements the KAPri plus basic device for detecting installation errors for data connection lines with D-coded M12 connectors

P/N	COLOR	EXTENSION
130675-E	black/green	M12 D-coded

## KAPri plus Testbox



- > replacement part test box no. 1 (included in the KAPri plus basic device)
- > test box set 1 with test boxes no. 2, 3, 4, 5
- > test box set 2 with test boxes no. 6, 7, 8, 9
- > saves time traveling to the individual connections
- > variants: test box 1, test box set 1, test box set 2

P/N	COLOR	SET	TEST BOXES
130671-E	light gray	1	2, 3, 4, 5
130672-E	light gray	2	6, 7, 8, 9
130673-01-E	light gray	0	1

## KAPri plus plastic case unequipped



- > KAPri plus plastic case unequipped
- > stable plastic case made of polypropylene with optimal function
- > hard foam insert in the bottom section with cut-outs for all KAPri plus components
- > intermediate plate (anthracite) in the top section
- > napped foam insert in the top section
- > protecting components from dust and dirt
- > clear arrangement
- > stable closures

P/N	COLOR	EQUIPPING
130676-E	black	unequipped





## Accessories and installation aids

### Tools

#### Jokari stripping tool



- > for quickly and precisely stripping data cables
- > with adjustable stop

P/N	COLOR
140302-01-E	white

#### Parallel pliers 1 3/8 inch



- > adjustable parallel pliers for pressing C6<sub>A</sub> modul, E-DAT modul, E-DAT Industry field jack and E-DAT Industry field plug
- > very easy handling

P/N	COLOR
140301-E	metallic/red

#### Assembly pliers for E-DAT Industry IP20 RJ45 plug



- > for assembling the E-DAT Industry IP20 RJ45 plugs, plug inserts and IP67 V6 plug
- > crimp contacts and shielding can be connected in a single work step with a crimp tool
- > delivered in a plastic case

P/N
130907-E

#### Insertion tool LSA-PLUS®



- > the insertion tool S (S for sensor) presses a cable core into the LSA-PLUS® IDC type terminal blocks in a defined position and cuts the buffer to length in the same work step

P/N	COLOR
130818-E	light gray



# Accessories and installation aids

## Tools

### Fiber optic tool bag



- > practical bag with hip belt and multiple internal compartments
- > scissors for cutting aramid yarn (Kevlar®)
- > pallet pliers for 3 different diameters:
  - for removing the cable sheath (1.63 mm -> 0.9 mm)
  - for removing the secondary coating (0.9 mm -> 0.25 mm)
  - for removing the primary coating (0.25 mm -> 0.125 mm)
- > cleaning tissues and cleaning liquid for easily and quickly cleaning glass fibers after removing
- > tweezers for safely removing glass fiber pieces
- > container for safely disposing of fiber pieces
- > red light source for fiber optic connectors with 1.25 and 2.5 mm ferrule for error detection and continuity testing
- > ferrule cleaner for fiber optic connectors with 1.25 and 2.5 mm ferrules for more than 800 cleaning processes
- > 2 screwdrivers (Philips head and flat head)
- > all parts of the bag are also available individually
- > the bag also offers space for additional tools

P/N	COLOR
150800200-E	blue

### Fiber optic cleaning box



- > fiber optic cleaning box for dry cleaning and inspection of fiber optic connectors
- > easy to use and complete work quickly on site
- > microscopic camera and LCD monitor for quickly and easily checking or evaluating the connector end surfaces on the connector and in the adapter
- > camera adapter for different fiber optic connectors and fiber optic adapters
- > ferrule cleaner for connectors with 1.25 and 2.5 mm ferrules (inserted and not inserted)
- > cleaning tray for more than 500 cleaning cycles, with additional replacement tray
- > all components of the case are also available individually (except for the microscopic camera and monitor)

P/N	COLOR
150800100-E	blue/yellow

### CLETOP-MPO cleaning tray MTP®



- > cleaning tray suitable for MPO and MTP®, female or male connector with angled or straight polishing
- > safely and easily remove dust, dirt and grease
- > a new piece of cleaning band is used for each application
- > up to 500 cleaning cycles possible then the reel can be exchanged

P/N	COLOR
150800113-E	green

### CLETOP-SB-cleaning tray



- > the CLETOP-SB cleaning tray is suitable for all commonly available fiber optic connectors with straight or angled polishing incl. MPO-F and MTP®-F connectors
- > safely and easily remove dust, dirt and grease
- > a new piece of cleaning band is used for each application
- > up to 400 cleaning cycles possible, then the inner tray can be replaced

P/N	COLOR
150800115-E	green



## Accessories and installation aids

### Tools

#### Fiber optic cleaning tray



- > cleaning tray for all connector types
- > applications for SC, FC, ST, LC, E2000
- > dimensions: (W x H x D) 115 mm x 79 mm x 32 mm
- > number of cleanings: 500+ per box

P/N	COLOR
150800103-E	white

#### CLETOP-SB replacement tray ws



- > tray for exchanging in the CLETOP-SB-cleaning tray

P/N	COLOR
150800116-E	blue

#### CLETOP-MPO replacement roll MTP®



- > tray for exchanging in the CLETOP-SB-cleaning tray

P/N	COLOR
150800114-E	white

#### Replacement cassette



- > fiber optic cleaning replacement tray
- > applications for SC, FC, ST, LC, E2000
- > dimensions: 115 mm x 79 mm x 32 mm
- > number of cleanings: 500+ per box

P/N	COLOR
150800104-E	white



# Accessories and installation aids

## Tools

### One-Click™ Cleaner



- > suitable for 1.25 mm, 2.5 ferrules or MTP®-connectors
- > the ferrule cleaner can clean ferrule end surfaces either directly or through couplings
- > safely and easily remove dust, dirt and grease
- > up to 500 cleaning cycles possible (a fresh piece of cleaning band is used during each application)

P/N	COLOR	APPLICATION
150800111-E	white	1.25 mm ferrule
150800112-E	white	2.5 mm ferrule
150800120-E	white	MPO connector

### Cleaning fluid



- > non-hazardous / not regulated for all types of transportation, including air travel
- > unique dispenser for using with connector cleaning tips and fiber cloths
- > up to 400+ cleaning cycles per outlet
- > dries without residues, in contrast to alcohol
- > dissipates static charge
- > suitable for all surfaces, including soft plastics
- > cleans all types of connector end surfaces
- > cleans the unmachined fibers before field termination with the fusion splices
- > removes oil, salt, dust, dirt and unhardened epoxies
- > safe on glass, ceramic, metal and plastic optical fibers
- > compact size – easily fits into tool sets, instrument cases, connection sets and inspection kits
- > perfectly cleans all optical components

P/N
150800204-E

### Cleaning cloths



- > paper
- > 280 pieces per box

P/N	COLOR
150800203-E	white

### Red light



- > optical fault finder
- > for testing single mode and multi-mode glass fibers and other fiber optic components for breakages or faults and for finding the right pairings in a bundle of glass fibers
- > red light source for fiber optic is equipped with two adapters that can be used to contact almost all fiber optic connectors (1 x universal adapter for 2.5 mm ferrules (DIN, E2000, FC, SC, ST, etc.) and 1 x adapter for 1.25 mm ferrules for SFF connectors (LC))
- > used wavelength of approx. 650 nm is easily visible
- > with optical output power of approx. 1 mW corresponding to red light source of laser Class 2 (IEC 825-2) and can be freely operated without protective measures
- > outstanding for everyday use thanks to small, compact and easy to handle design
- > can be used in different cabling tasks, both outdoors, in harsh industrial environments and in the laboratory

P/N	COLOR
150800205-E	black



## Accessories and installation aids

### Tools

#### Tweezers



- > end: straight and pointed
- > steel: hardened, rust-resistant
- > length: 126 mm

P/N	COLOR
150800206-E	metallic

#### Joggling tool



- > the 3 x pallet pliers can be used for all common fiber stripping functions
- > the first hole in the pallet pliers removes the 1.6 - 3 mm fiber sheath to below the 600 - 900 micron buffer coating
- > the second hole removes the 600 - 900 micron buffer coating to below the 250 micron coating
- > the third hole is used to remove the 250 micron cable to below the 125 micron optical fiber without notches or scratches
- > handle made of TPR (thermoplastic rubber)

P/N	COLOR
150800202-E	black/yellow

#### Kevlar® shears



- > scissors for cutting aramid yarn (Kevlar®)

P/N	COLOR
150800201-E	metallic

#### Container



- > container for fiber scraps with specialized lid
- > capacity 100 ml / 500 ml
- > material: polypropylene
- > cover cannot be removed after pressing in

P/N	COLOR	CAPACITY
150800207-E	yellow	100 ml
150800208-E	red	500 ml



# Accessories and installation aids

## Tools

### FAST Guide



- > fiber insertion aid for fiber optic connectors for field assembly LC (OpDAT FAST™ Hybrid and OpDAT FAST™)
- > used for exactly marking the trimming dimensions on the buffer and for safely and easily inserting the fibers into the connector
- > color: blue

P/N	COLOR	CONNECTOR TYPE
15080020FGE-E	blue	SC
15080020FGJ-E	blue	LC

### OpDAT fiber terminal



- > fiber / buffer terminal for inserting into the cleaver of the OpDAT FAST™ Hybrid and OpDAT FAST™
- > used to hold the buffer to prevent the fiber from pulling back and to facilitate an exact trimming dimension for the fibers

P/N	COLOR
150800209-E	black

### FAST assembly set



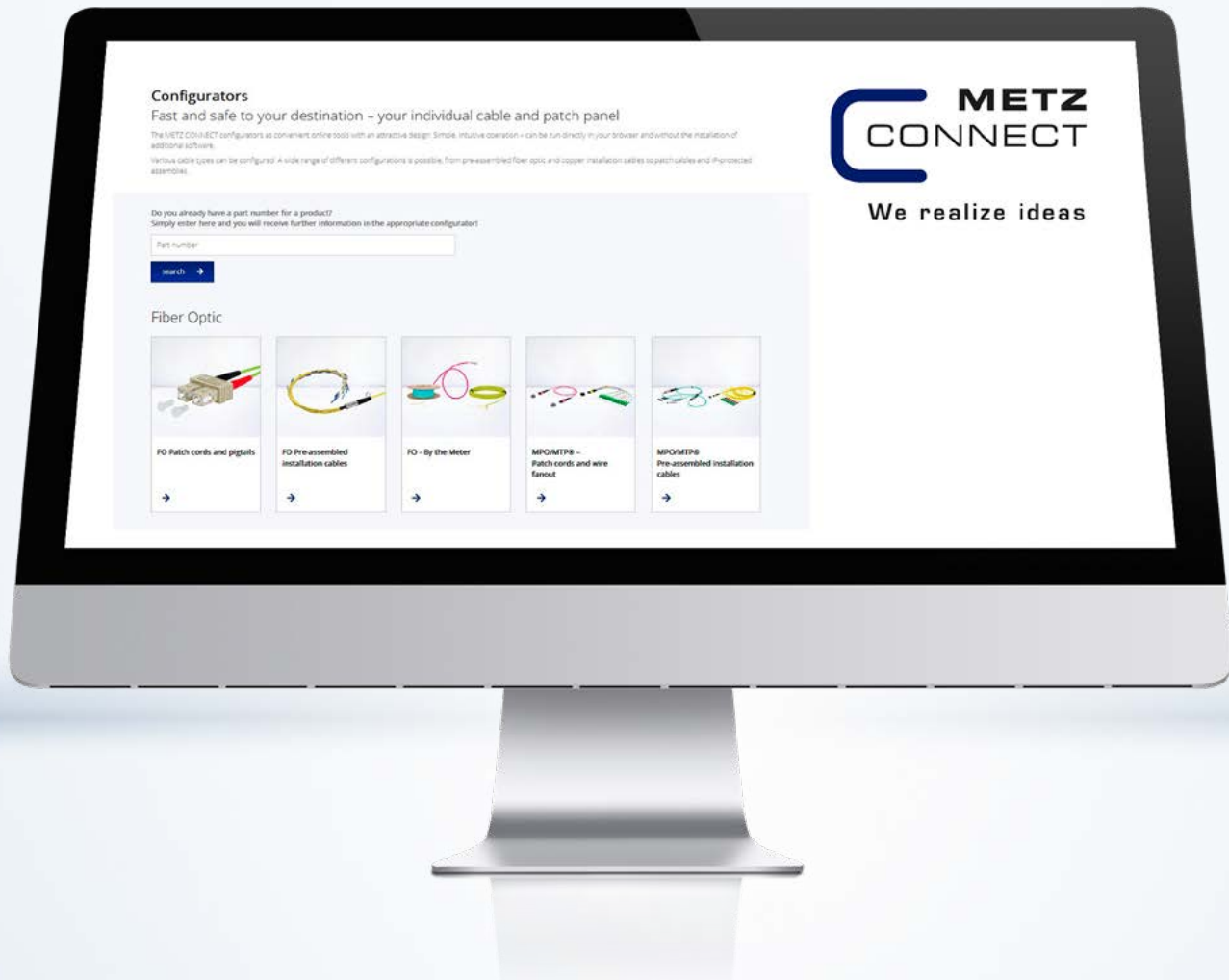
- > cable assembly set for fiber optic connectors for field assembly LC (OpDAT FAST™ Hybrid and OpDAT FAST™)
- > incl. cable clamps for cable diameters 2 and 3 mm
- > used to safely insert the fibers into the connector and for easily handling the Kevlar® fibers

P/N	COLOR	CONNECTOR TYPE
15080020KEO-E	green	SC
15080020KJO-E	blue	LC

## Notes



# Configurators



The METZ CONNECT configurators are convenient online tools with an appealing design: simple, intuitive operation – they run directly in your browser and without the need to install additional software. Different cable types and patch panels can be configured. From pre-assembled glass fiber and copper installation cables to patch cords to IP protected assemblies, the tools can be used to configure a wide range of products.

[www.metz-connect.com/configurator](http://www.metz-connect.com/configurator)

## Configurators


### Configurator – Fiber optic patch cords and pigtails

- › Fiber optic connection cable
- › Fiber optic patch cord
- › Fiber optic pigtails




### Configurator – Pre-assembled fiber optic installation cables

- › VIK with universal cable
- › VIK with mini breakout cable
- › VIK with breakout cable
- › VIK with outdoor cable
- › VIK with compact cable



### Configurator – Fiber optic installation cable / by the meter

- › Outdoor cable
- › Universal cable
- › Mini-breakout cable
- › Mini breakout cable compact
- › FITH cable
- › Breakout cable
- › Industrial cable



### Configurator – MPO/MTP® patch cord and buffer fanout

- › MPO/MTP® patch cord
- › MPO/MTP® buffer fanout



## Configurators

### Configurator – MPO/MTP® VIK pre-assembled installation cables

- › MPO/MTP® VIK patch cord
- › MPO/MTP® VIK universal cable
- › MPO/MTP® VIK breakout cable



### Configurator – Fiber optic patch panels 19 inch

- › OpDAT fix
- › OpDAT slide
- › OpDAT slide R
- › OpDAT PF
- › OpDAT PA



### Configurator – Pre-assembled fiber optic wall outlets OpDAT VADT

- › Mini breakout cable compact 4.5 mm SM
- › Mini breakout cable 5.2 mm MM
- › FITH cable 2.3 mm SM



### Configurator – RJ45 patch cord

- › Patch cord Cat.6<sub>A</sub> AWG26
- › Patch cord Cat.6<sub>A</sub> AWG27 cULus
- › UltraFlex500 Cat.6 AWG26 VoIP
- › 6kV Flex500 Outdoor C5<sub>e</sub> AWG24



## Configurators

### Configurator – RJ45 trunk-, industrial, consolidation point cables

- › RJ45 trunk cable
- › RJ45 industrial cable
- › Consolidation Point Link cable



### Configurator – M12 extension / connection cables

- › Industrial Ethernet D-coded
- › Industrial Ethernet X-coded
- › Sensor/actuator A-coded



### Configurator – DCCS – Data Center Compact Solution fiber optic

- › DCCS Link
- › DCCS subassembly



### Configurator – DCCS – Data Center Compact Solution copper

- › DCCS Link



## Configurators

### Configurator – Fiber optic industrial cables

- › Fiber optic industrial patch cord IP20
- › Fiber optic industrial patch cord IP67



# General information

## Please note:

All of the information, descriptions and images contained in this catalog are non-binding.  
Warranty claims cannot be derived from this.

All rights reserved.

We accept no liability for any printing errors.

© METZ CONNECT GmbH, Im Tal 2, 78176 Blumberg

All rights reserved, especially the rights of reproduction and translation. No part of this work may be reproduced or stored, processed, duplicated or distributed with the use of electronic systems in any form without the written approval of METZ CONNECT GmbH.











#### **METZ CONNECT GmbH**

Im Tal 2  
78176 Blumberg  
Germany

Tel. +49 7702 533-0  
Fax +49 7702 533-189

info@metz-connect.com  
www.metz-connect.com

#### **METZ CONNECT USA Inc.**

200 Tornillo Way  
Tinton Falls, NJ 07712  
USA

Tel. +1 732 389 1300  
Fax +1 732 389 9066

#### **METZ CONNECT France SAS**

28, Rue Schweighaeuser  
67000 Strasbourg  
France

Tel. +33 3886 17073  
Fax +33 3886 19473

#### **METZ CONNECT AUSTRIA GmbH**

c/o Deutsche Handelskammer  
in Österreich

Schwarzenbergplatz 5, Top 3/1  
1030 Vienna  
Austria

Tel. +43 1 227 12 64  
Fax +43 1 227 12 66

#### **METZ CONNECT Zhongshan Ltd.**

Ping Chang Road  
Ping Pu Industrial Park  
Sanxiang Town  
Zhongshan City, 528463  
Guangdong Province  
China

Tel. +86 760 86365055  
Fax +86 760 86365050

#### **METZ CONNECT Asia Pacific Ltd.**

Suite 1803, 18/F  
Chinachem Hollywood Centre,  
1 Hollywood Road, Central  
Hong Kong

Tel. +852 26 027 300  
Fax +852 27 257 522

