

The logo for 'els spelsberg' is centered. It features the word 'els' in a lowercase, sans-serif font, enclosed within a thin black square border. To the right of this square is the word 'spelsberg' in a lowercase, sans-serif font.

((()))




The Spelsberg Wallbox

Impressive in power and design

Modern design for greater individuality, smart technology for meeting your needs

With its sophisticated, minimalist, aesthetics the Spelsberg Wallbox meets the highest requirements. It fits stylishly, but unobtrusively into its surroundings. There is no need to hide this charging station away. It will enhance any indoor or outdoor area – wherever it is installed. Show the world how electrifying e-mobility can be. In doing so you can choose the colour that best suits your individual style and surroundings. And what about the technology? It will inspire you!





The design cover is available in 2 colours

Which will you choose, timeless Polar or elegant Graphite?



Life electrified with the Spelsberg Wallbox:

Impressive shape

Impressive functionality

Impressive satisfaction

**Delivering sustainable power for a
changing world.**

With the Spelsberg Wallbox you are developing the mobility transition – an important step towards climate neutrality. At the same time, the new wallboxes allow flexibility in mobility and provide power wherever it is needed. At any time and according to your individual rhythm.





Minimalist design meets smart technology

Wallbox with the wow factor on all levels

Spelsberg Wallbox Pure or Smart Pro? Two models to meet all requirements

You may want to charge your EV easily and conveniently at home. You could also be planning a parking lot with several charging stations for your employees or tenants. The demands placed on charging stations could not be more different. Therefore, the Spelsberg Wallbox comes in two variants: Spelsberg Wallbox Pure and Smart Pro. This allows you to choose the range of functions that fits best to your individual needs.

The Spelsberg Wallbox features at a glance



Solar power charging

Your vehicle can be charged with sustainable solar power generated by yourself or with power from your energy storage device. The Spelsberg Wallbox offers suitable communication interfaces for rapid and simple integration into your energy management system.



Numerous interfaces

Whether you use Wifi, ethernet, NFC, EEBus, Modbus or USB – the Spelsberg Wallbox offers numerous interfaces. Thus, smooth integration into your own network or energy management system is assured.



Safe authorisation

Authentication may be needed before starting a charging process. This is a very simple process either through use of an RFID tag or direct communication between wallbox and vehicle via Plug & Charge or AutoCharge.



Statistics

Keep track of your data: The integrated MID meter measures the charged energy. This allows you to analyse and bill for charging processes via the app.



Open communication via OCPP 1.6

OCPP allows standardised data exchange. This gives you maximum flexibility and if necessary the wallbox can be incorporated on your own server-side, e.g. for charging process billing.



Spelsberg Voltage Detect

After a voltage breakdown, the wallbox automatically continues with the charging process. So you do not have to expect any nasty surprises like empty batteries.

High-gloss design

Stylish and exclusive, whether in Polar or Graphite, **the wallbox will fit in any surroundings.**

IP 54 | IK08 | Protection class II

The impact-resistant enclosure provides reliable protection against splash water and dust. This allows the charging station to be used in indoor as well as in protected outdoor areas.

RFID | NFC function

By means of the integrated RFID and NFC functions, the charging process can easily be authorised and the wallbox configured.

Cable lengths

The charging cable, available in both 5 and 7 metre lengths, gives you maximum flexibility in your choice of charging location.

LED + buzzer

The LED provides feedback on the present status of the wallbox – acoustically supported by an integrated buzzer.

IEC 62196 type 2 connector

This is the standard, when it comes to EV charging. With a suitable cap to protect against weather influences.



Fast and easy installation

For satisfied installers - and customers

Intelligent development means simple installation

The design of the Spelsberg Wallbox has been thought through to the last detail. Which means that installation is quick, safe and simple.

From precise alignment to simple cabling, all installation steps can efficiently be done by the installers.

And what about the subsequent configuration? Simple. All settings can be done in the Spelsberg Wallbox App, so that only a smartphone is required for the full configuration.

Cover

With quick-release screws, for perfect fastening and safe retention. Just a quarter turn is sufficient.

Design cover

Simply to slide on and click in place for a really fast assembly.



**Generously designed
installation space**

Comfortable and proper connection
to the main power supply and to the
charging cable.



**Wall mounting by use of a
mounting rail**

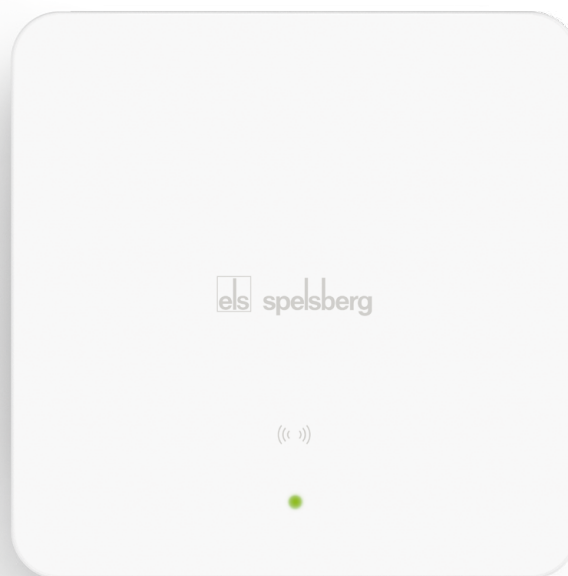
Ensures precise and fast align-
ment and optimal fastening
of the wallbox.

Comfortable control via app

App-solutely great

All you need is your Smartphone and nothing else.

Whether you want to start a charging process or an initial setup, or quickly check consumption, the Spelsberg Wallbox App makes this possible. It is the perfect addition to the Wallbox. The app gives you full control, straight from your smartphone. Important messages reach you immediately upon opening the app. In this way you can keep an eye on consumption, charging time, charging power, and present status. The sophisticated user interface makes control simple and comfortable.



Clear design

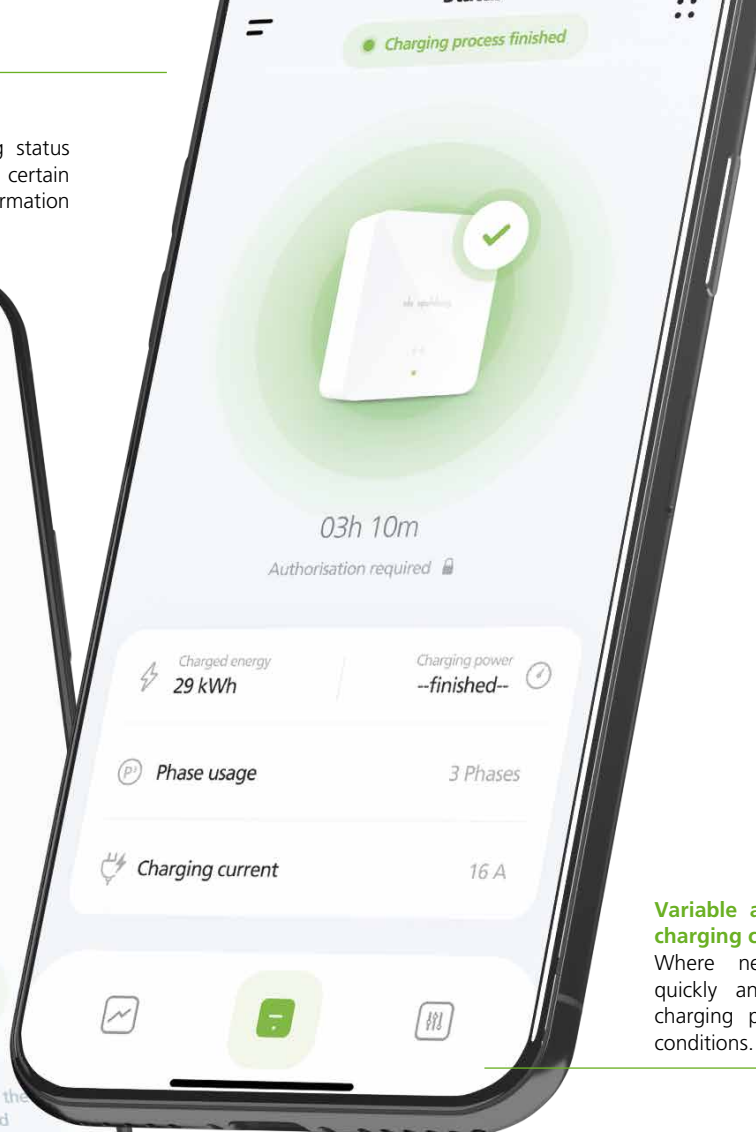
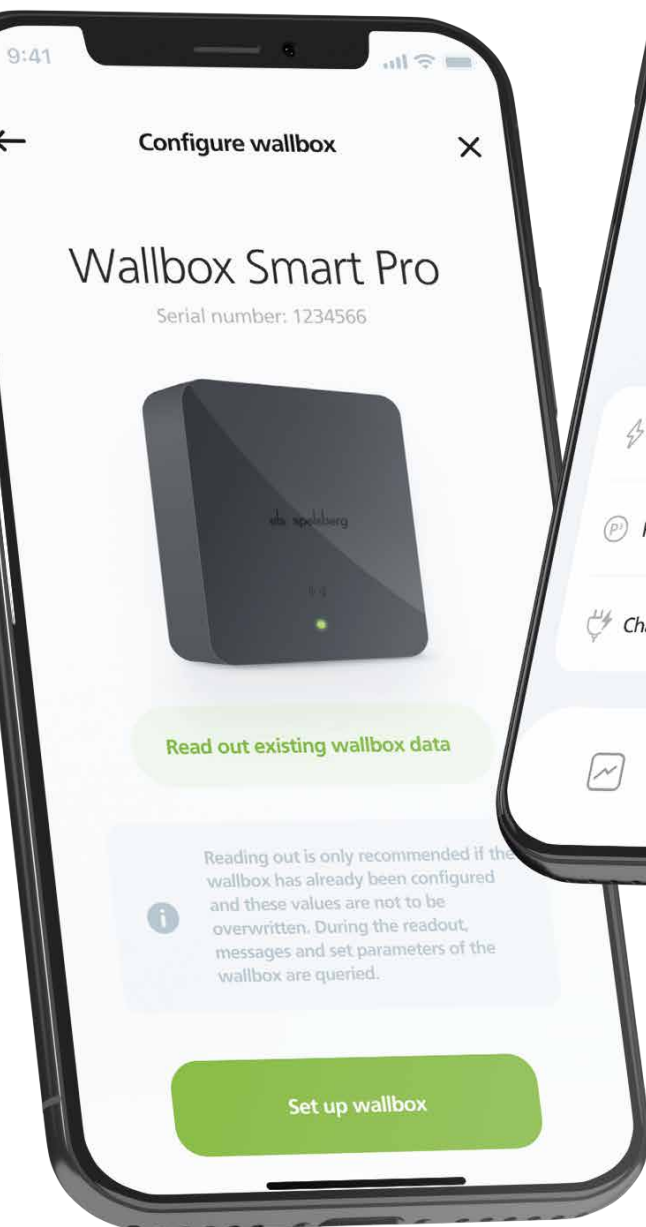
The user interface has been developed so that messages and information can be easily and quickly understood.

Simple initial setup

Configuration of the Spelsberg Wallbox can be performed quickly and conveniently via the app. Simply hold your smartphone in front of the NFC reader and the settings will be immediately transferred to your charging station.

Evaluation of information

Whether it is the charging status or the charged energy for certain periods, all essential information can be found in the app.



Variable adjustment of the charging current

Where necessary, you can quickly and easily limit the charging power to suit local conditions.

Use of solar power

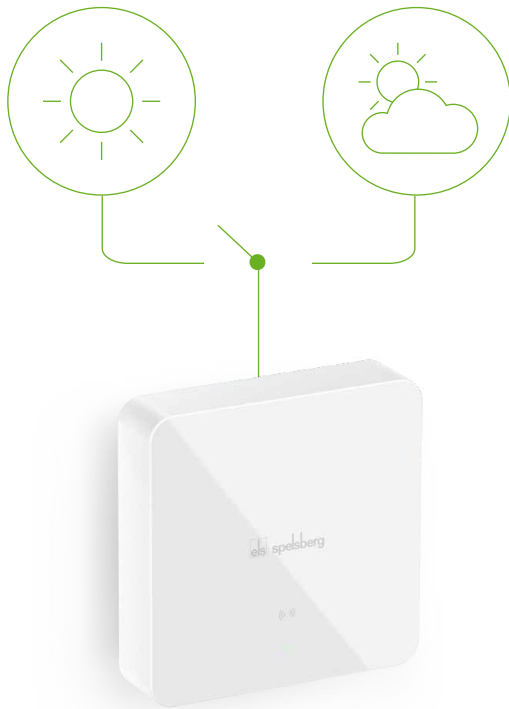
Switch to sustainable energy sources

Make e-mobility even more sustainable.

Photovoltaic systems are the ideal partner for EV, as the sustainably generated power can be used for cost-saving and environmentally-friendly charging. To that end, depending on the system, the inverter of the photovoltaic installation can, for example, communicate statically or dynamically directly via an energy management system (EMS) with the charging station.

This may actually result in even greater potential savings, as a suitable EMS can control charging processes centrally. Thanks also to the automatic phase switching, costs can be saved through optimum use of self-generated power. Good for the environment - good for you.





Automatic phase switching (available from 2023)

Depending on the available power, the Spelsberg wallbox automatically switches between 1- and 3-phase charging. In this way, optimum use is made of available energy and the charging process is not interrupted even when the power input is low.



Excess PV charging

Allows charging of your EV using surplus power from your photovoltaic system. Either statically via an external enabling contact or dynamically by connection to an energy management system using special communication interfaces.

Intelligent load and charging management

Optimum power for your charging network

Are you aiming to connect more than 250 Wallboxes? No problem.

Anyone managing an entire fleet of vehicles will need more than just one wallbox. Thanks to the dynamic load management, up to 250 wallboxes can communicate with each other by LAN or OTA via Wifi. In this way, load peaks and breakdowns and the higher costs often associated with these can be avoided. In addition, the available power is fully utilised. But you keep full control of the process. Does one vehicle have top priority? You decide who is given precedence in charging processes. If necessary, the wallboxes can also be integrated into the load management of a network system.

Maximum energy utilisation


Allows the connection of up to 250 wallboxes – without breakdowns and load peaks.

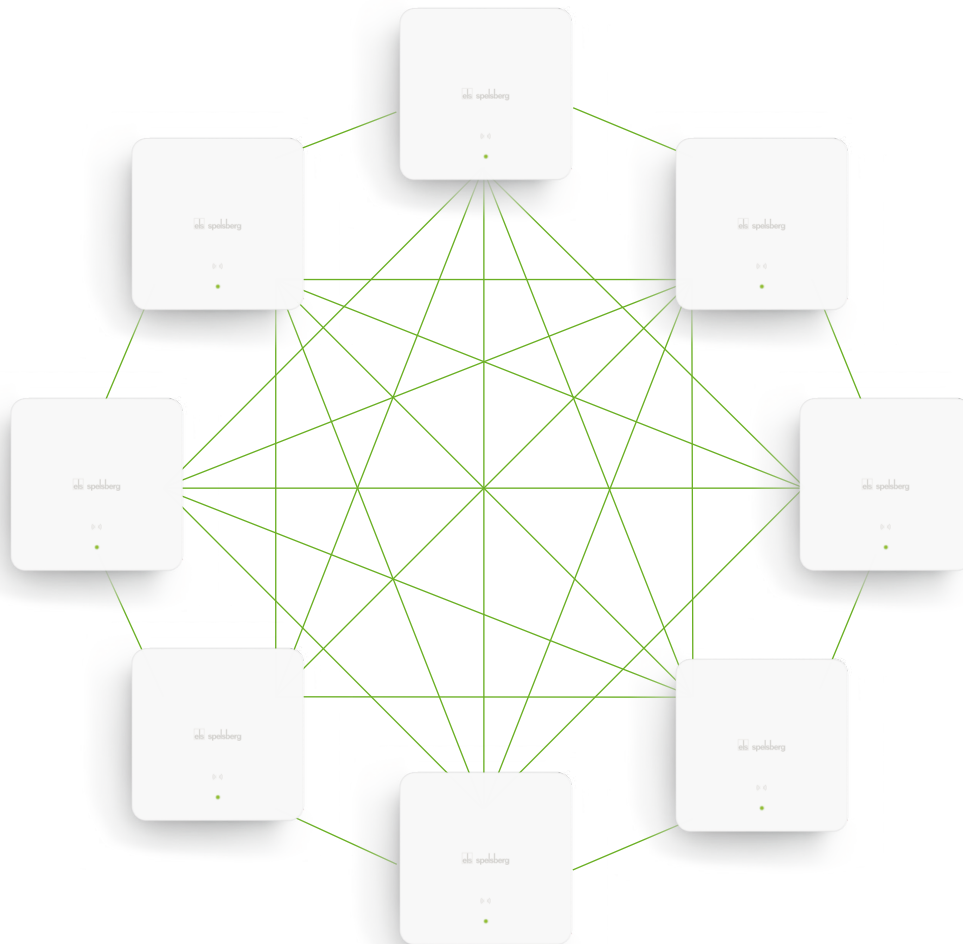
Reliable unbalanced load detection

For avoidance of problems due to an unbalance loading of the supply.

Prioritised charging processes

Charging points or vehicles can be determined and prioritised individually. (Available from 2023)





Dynamic load management

Allows interconnection of up to 250 wallboxes. For this the client (former master) wallbox conducts all server (former slave) wallboxes automatically.

Multiple communication interfaces

The Spelsberg Wallbox speaks (almost) any language

Whether for the installation of updates, for communication with the EV, or for connecting an energy management system – the communication interfaces of the wallbox are as varied as the demands placed upon them. This ensures that you can operate easily and conveniently, and that the wallbox is compatible with existing systems.

Remote updates

Updates run fully automatically in the background. So no intervention is needed, but you are always up-to-date.

Modbus, EEBus, SMA Semp

Allows the integration of an energy management system and charging via photovoltaic systems or energy storage devices.

OCPP

Open communication interface for connecting back-end systems.

Wifi, Ethernet; NFC, RFID, USB

Serve for network integration and easy control. RFID and NFC also allow fast and direct interactions between wallbox and user.

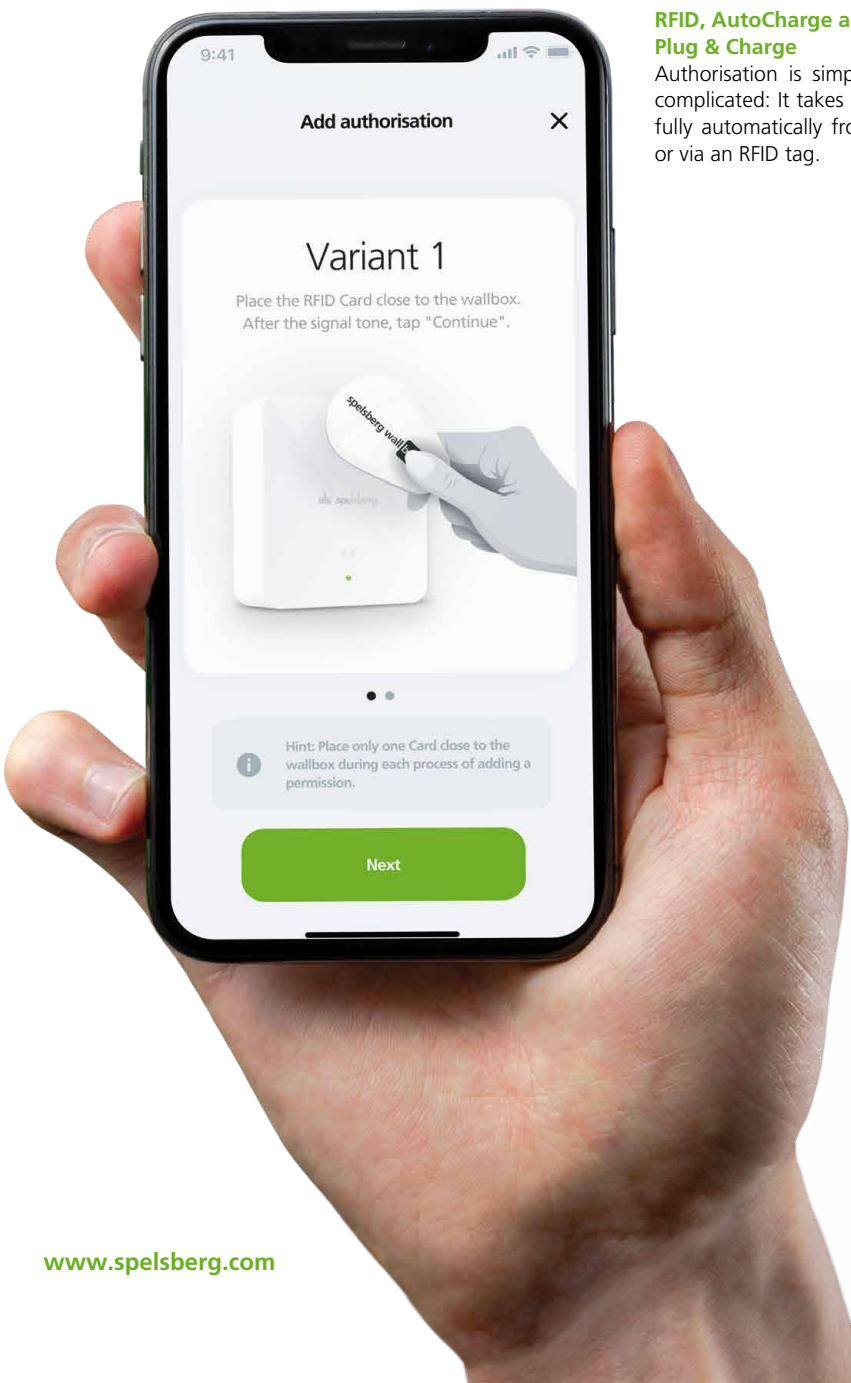
Safe authorisation

You decide who can charge

More protection through authorisation.

Authorisation protects you from "energy theft" due to unauthorised charging processes. The authorisation itself is a simple process for users and, depending on the vehicle model, may even be performed by the EV (Plug & Charge and AutoCharge) or take place by means of RFID chip. Apart from single-family homes, this is particularly important for apartment buildings. Thus only authorised persons have access to the wallbox.





RFID, AutoCharge and Plug & Charge

Authorisation is simple and uncomplicated: It takes place either fully automatically from your EV or via an RFID tag.




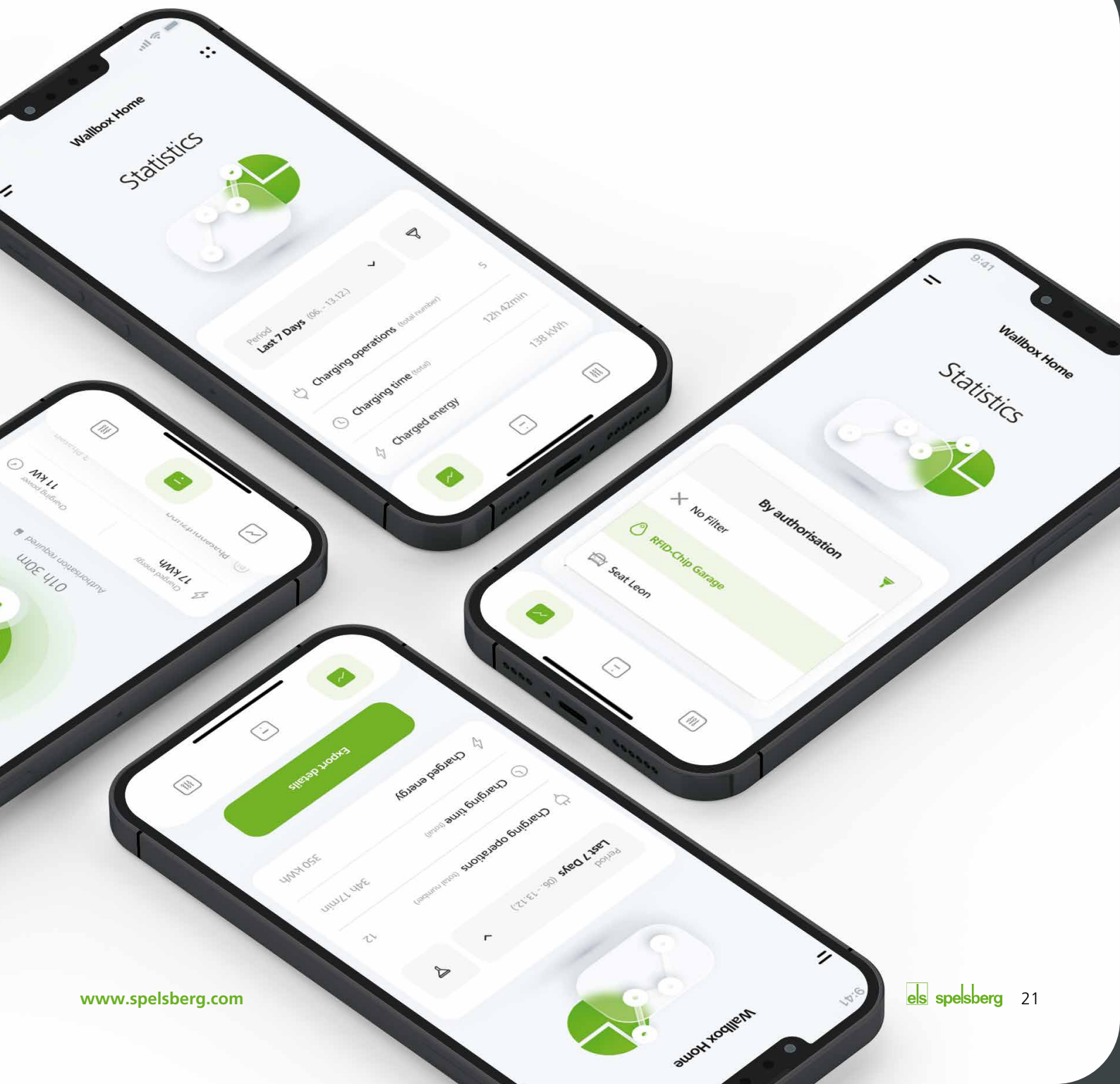
Controlling, evaluating and billing for charging processes

The app makes all this possible

The Spelsberg Wallbox App does more than just keep you in the picture.

With the app you will always be fully aware of essential information on charging processes. The MID meter integrated into the wallbox provides the basis for this. It measures the charged energy. The number of charging processes, the charging time, or the charged energy, for example, can then be evaluated and displayed in the app. Summaries for various periods, including user evidence, can also be retrieved. So, for example, employees have the possibility to claim from their employer for the energy used to charge a company vehicle.





Spelsberg Wallbox Pure and Smart Pro
The right solution for any project





Tailored to your needs

You decide which range of functions is right for your requirements. Do you wish to charge your own EV quickly and easily? Then the Spelsberg Wallbox Pure is the version for you. For larger projects and for charging using solar power our Smart Pro model is the optimum solution.

	Spelsberg Wallbox Pure	Smart Pro
Max. charging power	11 kW	11 kW
Configuration via app	✓	✓
DC fault current detection	✓	✓
Temperature control	✓	✓
LED status indication	✓	✓
Audible signals	✓	✓
Variable setting of the charging current	✓	✓
Authorisation by RFID	✓	✓
Plug & Charge	✗	✓
AutoCharge	✗	✓
Dynamic load management	✗	✓
MID meter	✗	✓
Statistics and app control	✗	✓
Updates	✓ ¹⁾	✓ ²⁾
Solar power charging	✗	✓
Automatic phase switching	✗	✓ ³⁾
Connection to energy management systems	✗	✓
Network integration via Lan or Wifi	✗	✓
Communication via Modbus, EEBus and SMA Semp	✗	✓
OCPP-J 1.6	✗	✓
ISO 15118	✗	✓

¹⁾ Local via USB, ²⁾ Over-the-Air in the background, ³⁾ in preparation

Products for e-mobility

Spelsberg Wallbox Pure

Spelsberg Wallbox Pure

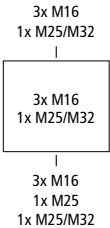
293 x 293 x 110 mm



Wallbox - for fast and safe charging of private e-vehicles, charging power up to 11 kW (3-phase)/3.7 kW (1-phase) and a maximum charging current of 16 A, variably adjustable charging power, integrated DC fault current detection for DC residual currents of ≥ 6 mA and temperature monitoring for a safe charging process, stylish design and compact enclosure dimensions for wall and pedestal mounting.

Simple installation and fast configuration with the free-of-charge Spelsberg Wallbox App (available for iOS, Version 14 and higher, and Android Version 6 and higher), contactless authorisation of the charging process by RFID, LED and audible signals for clear feedback on status changes.

Accessories supplied:
3 RFID tags, 4 fastening screws M6x60, 4 universal dowels 8x50, 3 DMS M16, 1 DMS M25, 1 DMS M32 and 5 chips for opening the design cover



Description	Order no.
Spelsberg Wallbox Pure Polar 5m NEW Polar, connected 5 m charging cable with Type 2 charging connector	<input type="checkbox"/> 59141501
Spelsberg Wallbox Pure Polar 7m NEW Polar, connected 7 m charging cable with Type 2 charging connector	<input type="checkbox"/> 59141701
Spelsberg Wallbox Pure Graphite 5m NEW Graphite, connected 5 m charging cable with Type 2 charging connector	<input checked="" type="checkbox"/> 59151501
Spelsberg Wallbox Pure Graphite 7m NEW Graphite, connected 7 m charging cable with Type 2 charging connector	<input checked="" type="checkbox"/> 59151701

Products for e-mobility

Spelsberg Wallbox Smart Pro

Spelsberg Wallbox Smart Pro

293 x 293 x 110 mm



Wallbox - for fast and smart charging of private e-vehicles, charging power up to 11 kW (3-phase)/3.7 kW (1-phase) and a maximum charging current of 16 A, variably adjustable charging power, integrated DC fault current detection for DC residual currents of ≥ 6 mA and temperature monitoring for a safe charging process, stylish design and compact housing dimensions for wall and pedestal mounting. Simple installation, fast configuration and firmware updates with the free-of-charge Spelsberg Wallbox App (available for iOS, Version 14 and higher, and Android Version 6 and higher).

Integrated MID meter for consumption billing, dynamic load management by phase with unbalanced load detection for efficient use of available power, connection to home energy management systems and PV inverter for charging with solar energy, contactless authorisation of the charging process by RFID, Plug & Charge (ISO15118) or AutoCharge, LED and audible signals for clear feedback on status changes, analysis of extensive charging statistics.

Supports communication protocols and interfaces:

- USB
- Wifi, Ethernet
- Modbus TCP, EEBus, SMA SEMP
- OCPP-J 1.6 for connection of external backends

Accessories supplied:

3 RFID tags, 4 fastening screws M6x60, 4 universal dowels 8x50, 3 DMS M16, 1 DMS M25, 1 DMS M32 and 5 chips for opening the design cover



Description	Order no.
Spelsberg Wallbox Smart Pro Polar 5m NEW Polar, connected 5 m charging cable with Type 2 charging connector	<input type="checkbox"/> 59143501
Spelsberg Wallbox Smart Pro Polar 7m NEW Polar, connected 7 m charging cable with Type 2 charging connector	<input type="checkbox"/> 59143701
Spelsberg Wallbox Smart Pro Graphite 5m NEW Graphite, connected 5 m charging cable with Type 2 charging connector	<input checked="" type="checkbox"/> 59153501
Spelsberg Wallbox Smart Pro Graphite 7m NEW Graphite, connected 7 m charging cable with Type 2 charging connector	<input checked="" type="checkbox"/> 59153701

Products for e-mobility

Wallbox accessories

Wallbox pedestal



Wallbox pedestal - including cable holder, stainless steel (V2A) material, for easy mounting outdoors, including fixing screws for Spelsberg Wallbox, drilled holes provided for cable glands and securing of accessories, additional fittings may be required depending on the foundation

Description	Order no.
SF1 NEW Pedestal for mounting a Spelsberg Wallbox, expansion option with weather protection roof and extension kit for a second Spelsberg Wallbox	59180101
SF1 WSD NEW Pedestal for mounting a Spelsberg Wallbox, including weather protection roof in stainless steel (V2A), expansion option with extension kit for a second Spelsberg Wallbox	59180201
SF2 NEW Pedestal for mounting 2 Spelsberg Wallboxes in opposing arrangement, optionally expandable with weather protection roof	59180301
SF2 WSD NEW Pedestal for mounting 2 Spelsberg Wallboxes in opposing arrangement, including weather protection roof in stainless steel (V2A)	59180401

Weather protection roof for wallbox pedestal



Weather protection roof for the wallbox pedestal - for quick and easy expansion of the single- and double-sided pedestal, stainless steel (V2A) materials

Description	Order no.
SF WSD NEW	59180501

Products for e-mobility

Wallbox accessories

Extension kit double pedestal



Extension kit double pedestal - for expanding the single pedestal for a second Spelsberg Wallbox, including additional cable holder and fixing screws for the Spelsberg Wallbox, stainless steel (V2A) material, drilled holes provided for cable glands and fastening of accessories

Description

AP-SF2 **NEW**

Order no.

59180601

Weather protection roof for wallbox



Weather protection roof to protect the Spelsberg Wallbox from weather influences both from above and from the side, including separate cable holder, stainless steel (V2A) material, for quick and easy mounting on outside walls

Accessories supplied:

Drilling template

Description

WB WSD **NEW**

Order no.

59181501

Products for e-mobility

Wallbox accessories

Connector holder



Connector holder - for the Type 2 charging connector in accordance with IEC 62196-2, optimum positioning of the charging connector for connecting to electric vehicle, quick and easy wall mounting, stylish design, a suitable addition to any Spelsberg Wallbox

Accessories supplied:
4 flat plate head screws M6 x 60, 4 universal dowels UX M8 x 50 R

Description	Order no.
SH Polar NEW Connector holder polar	<input type="checkbox"/> 59180701
SH Graphite NEW Connector holder graphite	<input checked="" type="checkbox"/> 59180801

RFID tag



RFID tag - for authorising charging processes on a Spelsberg Wallbox, multifunctional applications in a single tag, handy design, contactless reading and writing by means of RFID technology

Description	Order no.
RFID-C Polar NEW RFID tag Polar, kit = 5 pieces	<input type="checkbox"/> 59181301
RFID-C Graphite NEW RFID tag Graphite, kit = 5 pieces	<input checked="" type="checkbox"/> 59181401

Products for e-mobility

Wallbox accessories

Wallbox charging cable



Charging cable – AC charging cable with Type 2 charging connector in accordance with IEC 62196 and open cable ends, with cap, cable construction 5 x 2.5 mm² + 1 x 0.5 mm², IP54 (with cap), charging power up to max. 11 kW (3-phase), charging current up to max. 16 A, for installation on a Spelsberg Wallbox

Description	Order no.
LL 5m T2 NEW 5m charging cable with Type 2 connector	59180901
LL 7m T2 NEW 7m charging cable with Type 2 connector	59181001

Wallbox design cover



Design cover - for replacing the design cover of a Spelsberg Wallbox, easy to fit, polycarbonate, UV- and weather-resistant

Description	Order no.
DC Polar NEW Polar design cover	<input type="checkbox"/> 59181101
DC Graphite NEW Graphite design cover	<input checked="" type="checkbox"/> 59181201


Spelsberg Wallbox

Unique design

Remarkable easy installation

Maximum connectivity

Start now







Visit us:



Günther Spelsberg GmbH + Co. KG

Headquarters:

Im Gewerbepark 1
D-58579 Schalksmühle
Tel.: +49 (0) 23 55 / 8 92-0
Fax: +49 (0) 23 55 / 8 92-299
E-mail: info@spelsberg.de
Internet: www.spelsberg.de

Buttstädt Factory

Vor dem Lohe 3
D-99628 Buttstädt
Tel.: +49 (0) 3 63 73 / 98-400
Fax: +49 (0) 3 63 73 / 98-499