

BAS-341JX 250mm x 160mm

BAS-342JX 300mm x 200mm

**Direct Drive Programmable Electronic Pattern Sewer
with Cylinder Bed**

The machines provide the highest quality sewing exactly the way it is programmed even at high speed sewing with maximum performance according to each sewing area.

With the high functional LCD touch panel that offers easy programming, the preparation time can be reduced.

- "Skipped Stitch" and "Thread breakage" detection function minimizes defective sewing condition.
- "Fabric thickness detection" prevents sewing insure correct material ply in advance.
- "Bird's nest reduced function" supports clean sewing start.



NEXIO

Beautiful stitch with Failure detection

Provide High-quality and stable sewing, according to the sewing data even high-speed sewing.

The "Skipped Stitch" "Thread breakage" function helps to detect sewing defects accurately, and the "Fabric Thickness detection" prevents sewing insure correct material ply.

"Bird's nest reduced function" *1 supports clean sewing start.

*1 05A specification only



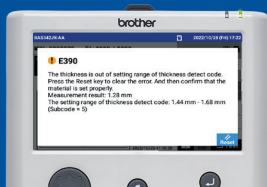
1 Skipped stitch detector (Brother Only)

Brother's newly developed original algorithm reduces false detections due to dust and lint, and detects skipped stitches more accurately and stably. (Patent pending)



2 Fabric thickness detection

Measure the thickness of the fabric before sewing. If the value is different, error is displayed to prevent work mistakes in advance. (available in standard)



3 Bird's nest reduced function

*05A specification only

By adopting a new thread trimming mechanism, the bird's nest is reduced by trimming threads at the beginning of sewing.

4 Prevention of thread coming out

The stepping foot controlled by the pulse motor prevents the thread coming out at the beginning of sewing. This helps reduce sewing defects.

5 Strong Needle Penetration

Powerful motor(550W) outputs large amounts of torque even at slow speeds so that strong needle penetration force can be obtained. If the needle penetration resistance increases, vibration control (intermittent impact) automatically increases the penetration force.

6 High Energy Saving

This machine is the highest level of energy-saving programmable electronic pattern sewing machine in its class, while realizing high-speed sewing and strong needle penetration force.



7 Best User Experience with LCD Touch Panel

7-inch large screen and easy programming functions via LCD touch panel enable an intuitive operation. It is easily understood without the instruction manual or previous experience in fewer steps.

Jog Key (Brother Only)

Direction can be controlled by the jog key. You can feel the touching it so it is useful when creating the programs and adjusting the needle position while checking the needle point.

Sewing Pattern Outline Edit

The outline of the sewing pattern can be adjusted, enhancing the program editing.

Stylus pen is standard equipment

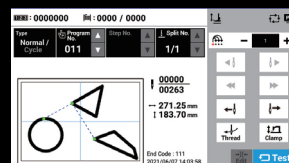
Supporting the SD Card and USB



Various types of data can be input and output.

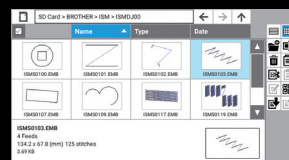


Simple Home Screen



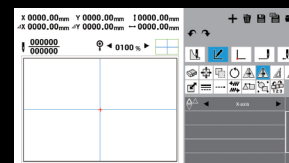
Simple UI mode is newly added for intuitive use.

Program Selection



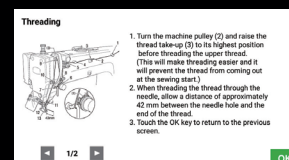
The preview of the program can be seen on the panel.

Program Creating



Program creation can be available easily with illustration icons.

Manual Display



Mistakable preparations such as threading the upper thread, Winding the lower thread can be checked on the panel.

Specifications/

BAS-341JX-0

5
A

Application
Heavy materials
Airbag


BAS-342JX-0

5
A

Application
Heavy materials
Airbag

	BAS-341JX-05A	BAS-341JX-0AA	BAS-342JX-05A	BAS-342JX-0AA
Stitch form	Single needle lock stitch			
Max. sewing speed	2,800sti/min*1			
Max. sewing area	250 x 160mm		300 x 200mm	
Feed mechanism	Intermittent feed (pulse motor drive)			
Stitch length	0.05-20.0mm (per 0.05mm)			
Max. number of stitches	20,000 stitches (per program)			
Max. number of programs	999			
Work clamp drive	Pneumatic drive			
Work clamp lift amount	Max. 30mm			
Work clamp	Integrated-type			
Height of stepping presser foot	27mm (highest needle stop position)			
Stepping presser foot stroke	0-10mm (per 0.1mm)			
Hook	Double-capacity shuttle hook			
Thread wiper	Standard equipment			
Thread trimmer	Standard equipment			
Digital tension	Standard equipment			
Fabric thickness detection	Standard equipment			
Skipped stitch/Thread breakage detection	Standard equipment			
Bird's nest reduced function	Standard equipment	—	Standard equipment	—
Data strage media	Internal flash memory (data addition is available with external memory)			
Motor	AC servo motor 550W			
Weight	Machine head: Approx. 165kg Control box: Approx. 18kg			
Power	1-phase, 3-phase: 200V-240V 450VA			
Air pressure/Consumption	0.5MPa, 1.8l/min			

*1 The stitch is 3.5mm or below.



Facebook



Brother GT/ISM Support App



RoHS Compliant

BAS-341JX, BAS-342JX is compliant with the RoHS Directive (the restriction of the use of certain hazardous substances in electrical and electronic equipment) which came into effect in the EU in July 2006.

Please read instruction manual before using the machine for safety operation.

-Product specifications are subject to change for improvement without notice.

-Photographs are for illustration purpose. They may not represent actual operating conditions and may display optional parts.



Brother
Earth

Working with you for a better environment
www.brotherearth.com

CHINA

ASIA

EUROPE AFRICA, MIDDLE EAST

AMERICAS

BROTHER MACHINERY SHANGHAI LTD.

BROTHER MACHINERY (ASIA) LTD.

BROTHER INTERNATIONALE INDUSTRIEMASCHINEN GmbH

BROTHER INTERNATIONAL CORPORATION

<https://www.brother.cn/>

<https://www.brother.com.hk/>

<https://www.brother-ism.com/>

<https://www.brother-usa.com/>

+86-21-3135-3355

+852-2777-0010

+49-2822-6090

+1-908-704-1700

brother

BROTHER INDUSTRIES, LTD.

1-5, Kitajizoyama, Noda-cho, Kariya-shi, Aichi 448-0803, Japan.

Phone: 81-566-95-0088 Fax: 81-566-25-3721 <https://industrialsewingmachine.global.brother/>

2023.6 I3051836Z BAS-342JX Vol.2