

BAS-360H

500mm x 400mm

BAS-365H

700mm x 400mm

BAS-370H

700mm x 700mm


BAS-375H

1200mm x 700mm

Bridge Type Programmable Electronic Pattern Sewer

New Brother BAS series features a bridge type design that provides consistent sewing speeds and improved stitch quality even on difficult large area sewing applications.

- Improved Productivity, Superior Quality, a Space Saving Design, and a Large Sewing Area
- Productivity Improvement by IoT
- New Digital Tension Allows for a Wide Variety of Threads to be Sewn
- User-friendly Color LCD with Touch Panel Display
- For Use with Various Types of Sewing Applications



NEXIO

NEXIO

Brother Continues to Drive a New Era of Product Excellence and Industry Change

Since its inception in 1908, Brother has been at the forefront of product innovation, dedicated to delivering superior and innovative sewing technology to our customers.

While these innovative changes have now become the industry standard, our never-ending spirit of challenge and innovation inherited from our ancestors have helped us surmount many challenges in the marketplace and continue striving for product excellence.

It is with this spirit of pride and dedication that we introduce our new line of industrial sewing machines.

The machines bring our vision to drive a new era of industry change with continual dedication to innovative product development, as well as our continued company commitment to forging strong customer relationships by being “At your side.”

Fast, Accurate, and Compact

New Brother BAS series features a bridge type design that provides consistent sewing speeds and improved stitch quality even on difficult large area sewing applications.

Improved Productivity, Superior Quality,
a Space Saving Design, and a Large Sewing Area



1 The large sewing area provides greater flexibility

The large sewing area enables the setting of multiple workpieces of such as shoes or bags at the same time and to sew larger applications such as automotive airbags, providing enhanced productivity.

2 World's top-class productivity and sewing quality

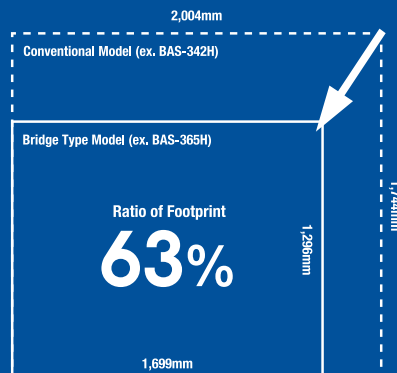
Bridge type mechanism has a feed mechanism of X and Y that drives independently so that it provides great sewing quality at higher sewing speeds. A needle cooler preventing thread breakage when sewing at greater speeds.



Sewing speed: 2,700sti/min stitch length: 3mm

3 Effective utilization of factory floor space with compact footprint

The workspace footprint is extremely small for the larger sewing area provided when compared to a conventional type BAS machines *1, allows making additional space for another machine.



[Foot Space] Bridge Type Model: 2,201,904mm²
Conventional Model: 3,494,976mm²

The sewing area of BAS-365H (700x400mm) with a conventional arm bed type.

*1 Programmable electronic sewing machine with sewing area larger than or equal to 200,000mm² (BAS-365H: 280,000mm²)

According to Brother Survey, 3.2019

4 Productivity improvement by IoT

Brother NEXIO series are IoT applicable models*2. Connecting sewing machine to a network enables customers to analyze, manage processes, improve productivity, and monitor required maintenance.


*2 It is applicable for Brother's IoT system. For more details, please refer to the catalog of "Brother Industrial Sewing Machine Network System".

5 New digital tension allows for a wide variety of threads

Various sizes of sewing threads can be used by the new digital tension which increases the setting range of the upper thread tension.

Machine head lifting function

The machine head rises 70 mm. Even with thick materials and clamps, you can sew a greater variety of applications minimizing concern for interference with the head. (BAS-370H / 375H only)





Ease of Access to shuttle hook area is simplified

The auxiliary plate is fixed with a magnet which permits simple removal without using a tool. This ease of access allows for adjustments near the shuttle area to be accomplished easily. (BAS-360H/365H/370H only)

When adjusting shuttle hook, the operator does not have to reach under the machine.



Bobbin winder

Bobbin winder is equipped separately. You can place it anywhere that's best suited for the machine operation and to use.

Auto eject equipment

The machine can be set to automatically start sewing after inserting the cassette clamp correctly which reduces needle breakages, quality problem, and cycle time.

(BAS-360H/365H Standard equipment, BAS-370H/375H Optional parts)

User-friendly color LCD with touch panel display

7-inch large screen display and easy programming functions using the LCD touch panel enables an intuitive easy-to-use experience.

Sewing Pattern Outline Edit

The outline of the sewing pattern can be adjusted, enhancing the program editing.

Jog key (Brother only)

Direction can be controlled by the jog key. Being able to “feel” the presence of the jog key is very useful when creating or editing the sewing programs and adjusting the needle position while checking the needle point.

Stylus pen is standard equipment



Program Creating

Program creation is easily accomplished by using the illustration icons.



Program Selection

The information regarding the sewing program is easily viewed at one screen. Selecting other sewing patterns are easily performed using the same screen.



File Selection

The preview of the program file can be easily seen on the panel.



Manual Display

The machine display provides easily viewed “How to” diagrams and instructions when threading the upper thread.



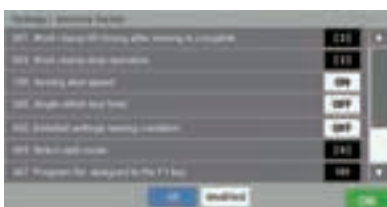
Multimedia Support

Supporting the SD card (1 slot),
USB port (2 ports).
They can be used for data input / output.



Memory switch settings

The detail and function of
each Memory switch
setting can be easily
viewed and checked on
the panel without the use
of separate manuals.



Error Message Display

When an error occurs, the
error message and the
solution are displayed on
the panel reducing the
need for using separate
manuals. This reduce the
downtime.



For use with various type of sewing applications


BAS-360H
500mm x 400mm



BAS-365H
700mm x 400mm



BAS-370H*
700mm x 700mm



BAS-375H*
1200mm x 700mm



* BAS - 370H / 375H is not equipped with Factory clamp or any means for a
clamp receiver in the machine. Consult your brother representative for available options

Sewing applications example



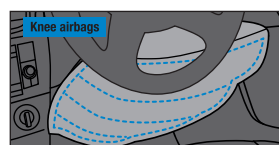
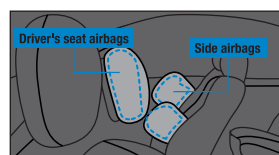
Shirt



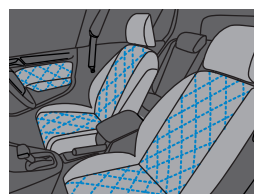
Bags



Shoes



Airbags



Automobile interior

Specifications/

BAS-360H-05  Work clamp
Pneumatic work clamp

BAS-365H-05  Work clamp
Pneumatic work clamp

BAS-370H-05  Work clamp
—

BAS-375H-05  Work clamp
—

	BAS-360H-05A	BAS-365H-05A	BAS-370H-050	BAS-375H-050
Stitch form	Single needle lock stitch			
Max. sewing speed	2,700sti/min	(R spec: 2,200 sti/min)	2,500sti/min	(R spec: 2,200 sti/min)
Max. sewing area	500mm×400mm	700mm×400mm	700mm×700mm	1200mm×700mm
Footprint	1,489mm×1,296mm	1,699mm×1,296mm	1,699mm×2,076mm	2,199mm×2,076mm
Feed mechanism	Intermittent feed (pulse motor drive)			
Stitch length	0.05～20.0mm (per 0.05mm)			
Max. number of stitches	100,000 stitches (per program)			
Max. number of programs	999			
Work clamp lift amount	Max.52.5mm		-	
Height of stepping presser foot	25mm (highest needle stop position)			
Stepping presser foot stroke	0～10mm (per 0.1mm)			
Hook	Double-capacity shuttle hook			
Head lifting function	-	Standard equipment		
Head lifetable	-	70mm (height from the top of the auxiliary plate Max.95mm)		
Needle cooler	Standard equipment			
Thread wiper	Standard equipment			
Thread trimmer	Standard equipment			
Digital tension	Standard equipment			
Thread breakage detector	Standard equipment (fiber sensor drive)			
Data storage media	Internal flash memory (data addition is available with external memory)			
Motor	AC servo motor 550W			
Weight	Approx. 630kg	Approx. 640kg	Approx. 810kg	Approx. 910kg
Power	Single phase 220V /230V 3-phase 200V / 220V / 380V / 400V			
Apparent power / Power consumption	950VA / 560Wh	1000VA / 590Wh	1200VA / 700Wh	
Air pressure / Consumption	0.5MPa ／ Needle cooler ON: 8l/min OFF: 0.2l/min			

Optional parts/

Option manifold 5 set<SA75002E1>

Optional solenoid valve set<SA71711E1>

Peripheral equipment/

Sewing data programming software PS-300B



Facebook

RoHS Compliant

BAS-360H, BAS-365H, BAS-370H, BAS-375H is compliant with the RoHS Directive (the restriction of the use of certain hazardous substances in electrical and electronic equipment) which came into effect in the EU in July 2006.



Brother has established voluntary environmental standards for products and created the "Brother Green Label". BAS-360H, BAS-365H, BAS-370H, BAS-375H is certified as an environment-conscious sewing machine according to the "Brother Green Label" standard.

Please read instruction manual before using the machine for safety operation.

-Product specifications are subject to change for improvement without notice.

-Photographs are for illustration purpose. They may not represent actual operating conditions and may display optional parts.



Working with you for a better environment
www.brotherearth.com

CHINA

ASIA

EUROPE AFRICA, MIDDLE EAST

AMERICAS

BROTHER MACHINERY SHANGHAI LTD.

BROTHER MACHINERY (ASIA) LTD.

BROTHER INTERNATIONALE INDUSTRIEMASCHINEN GmbH

BROTHER INTERNATIONAL CORPORATION

<https://www.brother.cn/>

<https://www.brother.com.hk/>

<https://www.brother-ism.com/>

<https://www.brother-usa.com/>

+86-21-3135-3355

+852-2777-0010

+49-2822-6090

+1-908-704-1700

brother

BROTHER INDUSTRIES, LTD.

1-5, Kitajizoyama, Noda-cho, Kariya-shi, Aichi 448-0803, Japan.

Phone: 81-566-95-0088 Fax: 81-566-25-3721 <https://industrialsewingmachine.global.brother/>

2019.04 I9041318Z Vol.1