

SHOWELL

Waterborne Refinish

Headquarter

YATU ADVANCED MATERIALS CO., LTD
Sanlian Industrial Area 2, Gulao, Heshan,
Guangdong, China
+ 86 750 8773826
www.yatupaint.com
info@yatupaint.com

Worldwide Branches

Yatu Group (USA) Inc.
Yatu Group HK Co., Ltd.
Yatu Russia LLC
Yatu Coatings LLP
Grupo Yatu Mexico



SHOWELL

Waterborne Refinish

EXCELLENT SOLUTION FOR YOU

The waterborne basecoat system for excellent quality and extraordinary efficiency.

With advanced rheology and chemistry technology, SHOWELL not only ensure you unparalleled quality and color both for solid and for metallic and special-effect colors, but also very friendly for refinishers. SHOWELL Basecoat not only guarantees excellent quality and environmental compliance, but also comes with comprehensive support services. Thanks to the integrated "PerfeMatch™" and "COLOR + " formula retrieval system, SHOWELL offers superior color matching and outstanding color accuracy. With its simple and reliable color identification, SHOWELL guarantees an optimal refinishing solution for every color.

Perfect harmony of the basecoat and color system makes SHOWELL basecoat ideal for collision centers and bodyshops to deliver perfect repairs and increase productivity.

SHOWELL

Waterborne Refinish

We firmly believe that speed, high performance, reliability and low paint consumption make for a productive bodyshop. SHOWELL Basecoat is the latest generation basecoat technology. It offers superior color matching and outstanding color accuracy, regardless of individual application methods.

High Performance

- Huge database, any color you like can be reproduced quickly, easily
- Outstanding hiding power
- Can be hardened for particular use
- Easy mottling control and good blending properties

Easy to Use

- Easy color matching, the easy mixing formulas provide correct guidance and prevent you from getting the mixture wrong
- Easy Application, the application can be done in a single spray process
- Easy workflow, make any refinish job more efficient

Efficient

- Less time needed thanks to fast application, short flash-off and booth times
- Less material needed thanks to the excellent hiding power

Reliable

- Suitable for all climatic conditions
- VOC compliant basecoat system
- Outstanding color accuracy with PerfeMatch and ColorPlus system



TAILORED TO EVERY REFINISH JOB

The SHOWELL Basecoat system meets the needs of modern bodyshops: speed, high performance, reliability and low paint consumption. A carefully selected and well-documented mixing tint range offers excellent color accuracy. SHOWELL Viscosity Adjusters, Color Blend and Hardener make individual work, simpler and offer flexibility. Basecoat application can be carried out in a single spray process without intermediate flash-off times. Different packaging sizes help to keep costs down, as they are convenient for both small and large jobs.

Color Mixing



Online Formulations

mix.yatupaint.com is the online formulations system, which updated daily and covers global color formulas more than 120,000+.

Color+ Hardware

Sharing the same color formula database as the online formula system, convenient for th customers who is hard to connect internet.

Color+ Mobile Application

With the same database as the online formulation system, is updated daily. This mobile application enables a quick access to the color formulas.

Color Matching



PerfeMatch® Spectrometer

This five angle color measurement camera owns a large database and assists to find the actual match quickly.

Color Information Chart

It offers very neat and clear color names and characters, which guides to acquire accurate color identification shortly.

PRIMER

SH - WB8350 Waterborne Epoxy Primer

Advanced hi-tech waterbased double pack epoxy primer gives good adhesion power, excellent rust proofing, strong salt spray resistance, chemical resistance and impact resistance.

- Matching with Hardener: WB8652
- Matching with Thinner: WB001



PUTTY

P998 Alloy Putty

It has excellent adhesion on metals, such as zinc, aluminum and steel. Match with related BPO activator, fast drying, easy sanding and application, strong filling power, excellent temperature resistance and stable storage. Suitable for sanded existing zinc plated plate, aluminum, steel or dried epoxy primer surface.

PRIMER SURFACER

SH - WB8440 Waterborne Primer Surfacer

Advanced hi-tech waterbased 2K primer surfacer with good sanding ability, strong filler power and fine adhesion between coats, provides excellent resistance to water, chemical and salt spray.

- Matching with Hardener: WB8642
- Matching with Thinner: WB001

SH - WB8450 Waterborne 1K Primer Surfacer

Advanced hi-tech waterbased 1K primer surfacer with ultra fast-drying property, can take wet spray without sanding after self dry at ambient temperature or dry by low baking. It provides excellent adhesion power and high chemical resistance. Suitable for dried and sanded old paint film or the fully cured and sanded putty surface, also applied to FRP, ABS plastic and other substrate coating fields. (Do not spray directly on the metal substrate which is easy to react with water.)

- Matching with Thinner: WB001

BASECOAT

SH-1K Waterborne Basecoat Solid Colors

Advanced hi-tech product, manufactured from raw materials of waterborne polyurethane copolymer, various eco-friendly and anti-temperature filler, purified water and a small amount of film-forming aid, provides high coverage, brightness, accurate color matching and excellent color consistence between wet and dry. Widely applied in various vehicles such as car and other application areas required high.

SH-1K Waterborne Basecoat Silvers

Advanced hi-tech environmental waterborne metallic shining product, manufactured from raw materials of waterborne polyurethane copolymer, special metallic shining pigment, purified water and a small amount of film-forming aid. Applicable to the surfaces like cured and sanded bi-component primer, primer surfacer or OEM paint and refinish. Perfectly designed for vehicles and other application areas required high.

SH-1K Waterborne Basecoat Pearls

Advanced hi-tech environmental 1K waterborne pearls, manufactured from raw materials of waterborne polyurethane copolymer, pearl-kind pigment, purified water and a small amount of film-forming aid. Applicable to the surfaces like cured and sanded bi-component primer, primer surfacer or OEM paint and refinish. Perfectly designed for vehicles and other application areas required high.

CLEAR COAT

SH-WB811 Waterborne Clear Coat

SH-WB811 is advanced hi-tech double pack waterbased clear coat with high gloss, good build, excellent hardness and flexibility. Also provides brilliant resistance to water, chemical, weather and salt spray. Suitable for cured and sanded 2K waterborne/solvent epoxy primer, surfaces of OEM paint, refinishes and primer surfacer.

- Matching with Hardener: WB8602
- Matching with Thinner: WB001



ACCESSORIES

SH-WB3010 Flip Controller

It is used to lighten up the side tone of metallic color and create a darker face with larger metallic sparkle.

SH-WB3020, WB3021, WB3022 Binder

Effect additive to improve solid content and adjust viscosity, reduce VOC emission and enhance the orientation of silver & pearl particles to help film forming.

SH-WB3030, WB3031 Blending Agent

Effect additive to used for spot repair to achieve invisible blends.

SH-WB3042 PLUS Controller

It is used to flexibly adjust the viscosity of the Showell waterborne basecoat for spraying with different selection according to the ambient temperature and humidity. Suggest adding 10-30%.

SH-WB3075 1K Basecoat Hardener

It is used to match with Showell waterborne basecoat for applying 3-stage colors, or used for engine bay/interior color without needs of recoating with clear coat. It reacts and cross links with the basecoat to form a hard and glossy paint film with good adhesion, excellent chemical and physical resistance.






SH 1K WATERBORNE BASECOAT SOLID COLORS











	Code	Description
○	WB1100	White
○	WB1111	White(LC)
○	WB1155	Transparent White
●	WB9677	Extra Black
●	WB9400	Light Black
●	WB9500	Black
●	WB9511	Black(LC)
●	WB7255	Violet
●	WB6788	Violet Blue
●	WB6655	Blue
●	WB6577	Green Blue
●	WB6777	Organic Blue
●	WB6766	Transparent Blue
●	WB6711	Transparent Blue(LC)
●	WB6255	Crystal blue
●	WB5666	Green
●	WB5611	Green(LC)
●	WB5500	Yellow Green
●	WB4322	Golden Green

	Code	Description
●	WB4544	Lime Yellow
●	WB4555	Lemon Yellow
●	WB4399	Organic Yellow
●	WB4388	Orange Yellow
●	WB4377	Oxydic Yellow
●	WB4355	Transoxide Yellow
●	WB2388	Transoxide Red
●	WB2455	Oxydic Red
●	WB3277	Transparent Brown
●	WB2733	Transparent Bright Red
●	WB3266	Orange Red
●	WB2344	Bright Red
●	WB2777	Red
●	WB2755	Blue Shade Red
●	WB2766	Peach Red
●	WB2744	Ruby Red
●	WB2711	Peach Red (LC)
●	WB2788	Violet Red

SH WATERBORNE - SILVER COLORS

	Code	Description
	WB8099	Ultra Fine Bright Silver
	WB8100	Extra Fine Silver
	WB8111	Fine White Silver
	WB8122	Medium Fine Silver
	WB8133	Extra Fine Sparkle Silver
	WB8233	Medium Bright Silver
	WB8255	Medium Coarse Silver
	WB8266	Extra Medium Bright Silver
	WB8300	Coarse Sparkle Silver
	WB8311	Coarse Silver
	WB8366	Extra Coarse Silver
	WB8533	Medium Orange Silver
	WB8544	Medium Golden Silver
	WB8522	Bright Blue Silver
	WB8555	Flame Red Silver
	WB8566	Emerald Yellow Silver

SH WATERBORNE - PEARL COLORS

	Code	Description
	WBP100	White Pearl
	WBP111	Fine White Pearl
	WBP133	Coarse Sparkle White Pearl
	WBP600	Blue Pearl
	WBP611	Fine Blue Pearl
	WBP700	Violet Pearl
	WBP633	Coarse Bright Blue Pearl
	WBP655	Blue Green Pearl
	WBP500	Green Pearl
	WBP511	Fine Green Pearl
	WBP400	Yellow Pearl
	WBP233	Red Copper Pearl
	WBP200	Red Pearl
	WBP211	Fine Red Pearl
	WBP222	Semi-transparent Red Pearl
	WBP422	Bright Yellow Pearl
	WBP433	Golden Yellow Pearl
	WBP9933	Flame Pearl
	WBP522	Scifi Green Pearl

SH WATERBORNE - CRYSTAL PEARL COLORS

	Code	Description
	WBP9100	Crystal White Pearl
	WBP9600	Crystal Blue Pearl
	WBP9500	Crystal Green Pearl
	WBP9400	Crystal Yellow Pearl
	WBP9200	Crystal Red Pearl
	WBP9300	Crystal Copper Pearl