



MADE IN ITALY



# GENERAL CATALOGUE 2021

Manufacturers of lubrication and  
fluid management equipment



DESIGN



PRODUCTION



INSTALLATION



ASSISTANCE







INTERNATIONAL REGISTRATION  
no. 704835

EXPERIENCE,  
QUALITY AND  
PROFESSIONALISM  
SINCE 1974



1982



1985



1986



1987



1988




1991



1992



1999



2002




2004



2008



2010




2010




2011




2013



2015



2017



2021



**FLEXBIMEC was founded in 1974** as a manufacturer of hydraulic components.

The knowledge acquired in that field enabled the company to specialize itself in the production of dispensing systems for lubricants, developing over the years a broad range of lubrication equipment.

The first product manufactured by Flexbimec was the pneumatic pump which very quickly became well – known for its easy handling and for its reliability.

And so the company's focus still is the production of high quality pumps which nowadays are present worldwide, even in the most specialized markets.

Thanks to a continuous and careful technical development, Flexbimec is able to offer a range of reliable and market – oriented products for the supply and the monitoring of lubricants.

The FLEXBIMEC product range includes:

- grease supply equipment;
- oil supply and electronic, computer - based oil monitoring equipment;
- diesel supply and electronic, computer – based diesel monitoring equipment;
- compressed air supply and washing equipment;
- equipment for the mixing and dosing of fluids;
- equipment for the collection, handling and storage of waste fluids, particularly of waste oils.

FLEXBIMEC equipment is used in various applications such as in car, motorbike and commercial vehicle workshops, for industrial and agricultural machinery maintenance, in car wash sites, or in boat and ship maintenance.

Besides of manufacturing the products, FLEXBIMEC is also projecting, installing and maintaining **turnkey facilities** for the handling and monitoring of lubricants in car, motorbike and commercial vehicle workshops. Until now Flexbimec has done more than 600 of those lubrication facilities based on the individual requirements of its customers.

The products are distributed through a worldwide network of dealers with a continuously growing export rate.



The total surface of 63.000 m<sup>2</sup> and 7.000 m<sup>2</sup> covered area enable FLEXBIMEC to grant the complete production and logistic handling of all its range of equipment.

Also there are special areas for technical training, showroom and the testing of new products included.

FLEXBIMEC has a modern organization with a quality assurance system according to **UNI EN ISO 9001:2015** and a range of flow meters with certification **MID MI-005 according to Directive 2014/32/EU**.

Service and consulting are other strong arguments of the company: the customer is continuously accompanied by technically qualified staff in order to identify each of his requirements and to offer satisfying solutions to him.

FLEXBIMEC has issued this new catalogue as a guide for your requirements regarding lubrication equipment, starting from the most simple accessory up to complete, computerized fluid monitoring systems.

Our company is sure that the variety of the innovative product range which has been developed by a continuous research of the user requirements, will help you to select and to install the equipment most suitable to simplify your daily work.





**GREASE**

**Page 6**

PNEUMATIC PISTON GREASE PUMPS .....	PAG. 7-15
ELECTRIC PISTON GREASE PUMPS .....	PAG. 16
KIT AND ACCESSORIES FOR ELECTRIC PISTON GREASE PUMPS .....	PAG. 17
PNEUMATIC GREASE SUPPLY KITS .....	PAG. 18-23
PNEUMATIC GREASE SPRAYER KITSLOW LEVEL PUMP STOP KIT / ELECTRONIC DOSING SYSTEM .....	PAG. 24
HOSE REELS FOR GREASE .....	PAG. 25
MANUAL GREASE SUPPLY KITS .....	PAG. 26
GREASE REFILLING KITS .....	PAG. 29
GREASE GUNS AND CARTRIDGES .....	PAG. 30
GREASE GUNS .....	PAG. 31
ACCESSORIES FOR GREASE LUBRICATION .....	PAG. 32
ELECTRONIC GREASE FLOW METERS .....	PAG. 34
ACCESSORIES FOR GREASE PUMPS AND KITS STANDARD SERIES .....	PAG. 36
ACCESSORIES FOR GREASE PUMPS AND KITS POWER BULL SERIES AND ELECTRIC PUMPS SERIES .....	PAG. 37

**OIL**

**Page 38**

PNEUMATIC OIL PUMPS .....	PAG. 40-48
ACCESSORIES FOR PNEUMATIC OIL PUMPS SERIES "POWER BULL" .....	PAG. 49
ACCESSORIES FOR PNEUMATIC OIL PUMPS SERIES STANDARD - TWDE - TAPIR .....	PAG. 50
AIR SEPARATOR DEVICESMID APPROVED .....	PAG. 51
PNEUMATIC AND ELECTRIC OIL PUMPS .....	PAG. 52
ELECTRIC OIL PUMPS .....	PAG. 53-55
PNEUMATIC DIAPHRAGM PUMPS .....	PAG. 56-57
MANUAL PUMPS FOR OIL AND ANTIFREEZE .....	PAG. 58
MANUAL PUMPS FOR OIL AND DIESEL .....	PAG. 59
MANUAL OIL DISPENSING UNITS .....	PAG. 60
PNEUMATIC OIL DISPENSING UNITS .....	PAG. 61
OIL CONTROL GUNS .....	PAG. 62
OIL CONTROL GUNS AND ACCESSORIES .....	PAG. 63
ELECTRONIC OIL FLOW METERS .....	PAG. 64-65
ELECTRONIC OIL FLOW METERS WITH PRESET FUNCTION .....	PAG. 66
ELECTRONIC OIL FLOW METERS WITH WIRELESS DATA TRANSMISSION .....	PAG. 66
WIRELESS DATA PROCESSING SERVER CONTROL UNIT .....	PAG. 67
ELECTRONIC OIL FLOW METERS .....	PAG. 68
ELECTRONIC OIL FLOW METERS .....	PAG. 69
PULSE TRANSMITTER - SOLENOID VALVE ASSEMBLIES .....	PAG. 70
MECHANICAL OIL FLOW METERS / PULSE TRANSMITTERS .....	PAG. 71
SUCTION GUNS / FUNNELS .....	PAG. 72
GRADUATED MEASURES .....	PAG. 73
MOBILE AND STATIONARY OIL DISPENSING KITS .....	PAG. 74-90
SPILL CONTAINMENT PALLETS .....	PAG. 91-93
SPILL CONTAINMENT PALLETS / GRAVITY COCKS .....	PAG. 94
DRUM LIFT AND CRADLE/HEATER/HOSE STORAGE RACK .....	PAG. 95
STORAGE TANKS AND STORAGE UNITS .....	PAG. 96
STORAGE CONTAINERS .....	PAG. 97

**SERVICE STANDS**

**Page 98**

SERVICE STANDS .....	PAG. 98-99
----------------------	------------

**PIPEWORK COMPONENTS**

**Page 100**

PIPEWORK COMPONENTS .....	PAG. 100-103
---------------------------	--------------

**MONITORING**

**Page 104**

ELECTRONIC FLUID MONITORING SYSTEMS .....	PAG. 104-109
ELECTRONIC FLUID DOSING SYSTEMS .....	PAG. 110-111
LEVEL GAUGES FOR OIL .....	PAG. 112
LEVEL GAUGES FOR OIL / COMPONENTS FOR THE AUTOMATION OF INSTALLATIONS .....	PAG. 113

**WASTE OIL**

**Page 114**

WASTE OIL DRAINERS .....	PAG. 114-119
COMBINED WASTE OIL DRAINERS AND SUCTION UNITS .....	PAG. 120-123
MOBILE WASTE OIL SUCTION SYSTEMS .....	PAG. 124
STATIONARY PNEUMATIC WASTE OIL SUCTION SYSTEMS .....	PAG. 125-126
WASTE OIL TREATMENT ACCESSORIES .....	PAG. 127
PNEUMATIC BRAKE BLEEDERS .....	PAG. 128
BRAKE BLEEDING ADAPTERS .....	PAG. 129
WASTE OIL STORAGE TANKS .....	PAG. 130

**DIESEL**

**Page 131**

PNEUMATIC DIESEL PUMPS AND DIESEL TRANSFER KITS .....	PAG. 132
ELECTRIC DIESEL TRANSFER KITS .....	PAG. 133
ELECTRIC DIESEL PUMPS 12/24 VDC .....	PAG. 134
ELECTRIC DIESEL PUMPS 230/400 VAC .....	PAG. 135
ELECTRIC DIESEL TRANSFER KITS .....	PAG. 136
DIESEL DISPENSING NOZZLES AND ACCESSORIES .....	PAG. 137
DIESEL FILTERS AND FOOT VALVES .....	PAG. 138
DIESEL FLOW METERS .....	PAG. 139
AUTOMATIC REWIND, SPRING-DRIVEN HOSE REELS FOR DIESEL .....	PAG. 140-145

<b>PETROL</b>	<b>Page 146</b>
PNEUMATIC AND ELECTRIC PETROL PUMPS ..... PNEUMATIC AND ELECTRIC PETROL DISPENSING KITS ..... PETROL DISPENSING NOZZLES / PETROL FLOW METERS ..... MOBILE PETROL SUCTION UNITS ..... HOSE REELS FOR PETROL ..... JERRYCANS .....	PAG. 146 PAG. 147 PAG. 148 PAG. 149 PAG. 150 PAG. 151
<b>MOBILE TANKS FOR DIESEL – PETROL – AdBlue®/DEF/AUS32</b>	<b>Page 152</b>
<b>SYSTEMS FOR AdBlue®</b>	<b>Page 153</b>
MANUAL TRANSFER PUMPS ..... ELECTRIC TRANSFER PUMPS ..... STATIONARY, ELECTRIC DISPENSING KITS ..... STATIONARY PNEUMATIC DISPENSING KITS ..... MOBILE DISPENSING KITS ..... MOBILE DISPENSING KITS ..... FLOW METER MID APPROVED ..... FLOW METERS, PULSE TRANSMITTER/SOLENOID VALVE, REFRACTOMETER ..... DISPENSING NOZZLES AND ACCESSORIES ..... PNEUMATIC AND ELECTRIC DISPENSING KITS ..... PNEUMATIC AND ELECTRIC DISPENSING KITS MID-APPROVED ..... ELECTRIC DISPENSING KITS MID APPROVED MID-APPROVED ..... AUTOMATIC REWIND, SPRING-DRIVEN HOSE REELS .....	PAG. 153 PAG. 154 PAG. 155 PAG. 156 PAG. 157 PAG. 158 PAG. 159 PAG. 160 PAG. 161 PAG. 162 PAG. 163 PAG. 164 PAG. 165
<b>STAINLESS STEEL</b>	<b>Page 166</b>
PNEUMATIC STAINLESS STEEL PUMPS ..... ACCESSORIES FOR PNEUMATIC STAINLESS STEEL PUMPS ..... MANUAL STAINLESS STEEL PUMPS / PLASTIC CHEMICAL PUMPS ..... ELECTRIC AND PNEUMATIC STAINLESS STEEL PUMPS ..... PNEUMATIC TRANSFER PUMPS FOR CHEMICALS ..... ELECTRIC TRANSFER PUMPS FOR CHEMICALS .....	PAG. 166-167 PAG. 168 PAG. 169 PAG. 170-171 PAG. 172 PAG. 173
<b>WASHING</b>	<b>Page 174</b>
PRESSURE SPRAYERS IN PAINTED STEEL ..... PRESSURE SPRAYERS IN STAINLESS STEEL ..... PRESSURE SPRAYERS/FOAMERS IN STAINLESS STEEL ..... PRESSURE SPRAYERS/FOAMERS ..... WASHING AND SPRAYING ACCESSORIES ..... WASHING ACCESSORIES ..... PARTS CLEANERS .....	PAG. 174 PAG. 175 PAG. 176 PAG. 177 PAG. 178-180 PAG. 181 PAG. 182-184
<b>COMPRESSED AIR</b>	<b>Page 185</b>
TYRE INFLATORS ..... COMPRESSED AIR ACCESSORIES ..... COMPRESSED AIR TREATMENT COMPONENTS ..... COMPRESSED AIR PIPEWORK COMPONENTS AND ACCESSORIES ..... HOSE REELS FOR COMPRESSED AIR, SERIES EASY ROLLER .....	PAG. 185 PAG. 186 PAG. 187 PAG. 188-189 PAG. 190-191
<b>HOSE REELS</b>	<b>Page 192</b>
AUTOMATIC REWIND, SPRING - DRIVEN HOSE REELS ..... MANUAL HOSE REELS, IN PAINTED STEEL ..... MANUAL HOSE REELS, IN STAINLESS STEEL ..... MOTOR OPERATED HOSE REELS ..... HOSE REELS FOR WELDING ..... VACUUM / SUCTION HOSE REELS ..... EXHAUST EXTRACTION HOSE REELS AND HOSES ..... HOSE REEL ACCESSORIES ..... SWIVEL JOINTS FOR HOSE REELS ..... SWIVEL JOINTS AND OTHER HOSE CONNECTION COMPONENTS FOR HOSE REELS ..... FITTINGS AND COUPLERS ..... HOSES .....	PAG. 196-207 PAG. 208 PAG. 209 PAG. 210-211 PAG. 212 PAG. 213 PAG. 214 PAG. 215 PAG. 216-217 PAG. 218 PAG. 219 PAG. 220-221
<b>FLUID MIXING EQUIPMENT</b>	<b>Pages 222-223</b>
<b>END - OF - LIFE VEHICLE DRAINAGE EQUIPMENT</b>	<b>Pages 224-233</b>
<b>FILTRATION SYSTEMS</b>	<b>Page 234</b>
<b>TROLLEYS</b>	<b>Page 235</b>
<b>PART NUMBER INDEX</b>	<b>Page 236</b>

FLEXBIMEC grease pumps are a well - proven product line since many years. The brass and aluminum alloy pneumatic motor assures a reliable use and a simple maintenance. The pumping system includes a rod in hardened steel, suitable also for heavy duty applications. The gaskets and seals are suitable for the use with almost all multipurpose greases on the basis of mineral oil from viscosity NLGI 000 up to NLGI 3.

The **VISCOSITY** of a fluid describes its capability to resist the movements of its particles.

The **COMPRESSION RATIO** describes the ratio between the surface of the piston inside of the pump motor and the surface of the piston that is pumping the fluid. The bigger this value is, the higher is the outlet pressure of the fluid. Since greases are mixtures of mineral oils and soaps (dense, inorganic substances) and therefore have a high viscosity, it is necessary to use pumps for the dispensing that have a high compression ratio such as 50:1 – or 100:1 – pumps.



**10:1**

6 kg/min. - 80 bar

Transfer and filling at short distance.  
(see page 7)



**25:1**

4 kg/min. - 200 bar

Transfer and filling at short distance  
with high viscosity.  
(see page 7)



**45:1**

3.8 kg/min. - 360 bar

Transfer and filling at short distance  
with high viscosity.  
(see page 7)



**50:1**

2.9 kg/min. - 400 bar

**Standard model.**  
Dispensing of grease at short and  
medium distances or for high  
pressure lubrication.  
(see page 8)



**100:1**

2.7 kg/min. - 800 bar

Dispensing of grease at long  
distances or for high pressure  
lubrication.  
(see page 10)



**TWDE**

5.2 kg/min. - 800 bar

Increased delivery at high and  
very high pressure.  
(see pages 9-11)



**POWER BULL**

22 kg/min. - 60 bar

Industrial application: supply of  
grease under demanding  
conditions at high pressure  
and/or with a high delivery.  
(see pages 12-13)




**POWER BULL  
DIVORCED**

Pumps for the supply of grease  
under demanding conditions at high  
pressure and/or with a high delivery.  
The motor and the pumping  
assembly are separated to avoid any  
potential fluid contamination.  
(see page 15)



**12 VDC**

Electric pumps for the supply of  
grease and lubrication in  
dispensing lines if only electrical  
power is available.  
(see page 16)



**230 / 400 VAC**


Electric pumps for the supply of  
grease and lubrication in  
dispensing lines if only electrical  
power is available.  
(see page 16)



Pneumatic pumps for the transfer of grease or high viscosity oils at a constant pressure.

Grease

10:1




Art.no.  
4043/20

Art.no.  
4043/60

Art.no.  
4043/180

25:1



Art.no.  
4022

Art.no.  
4062

Art.no.  
4082

45:1



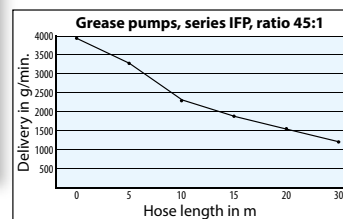
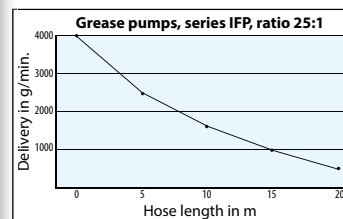
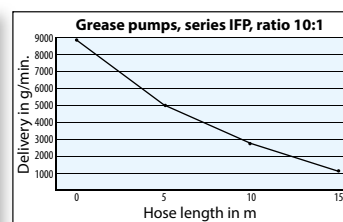
Art.no.  
4083/20

Art.no.  
4083/60

Art.no.  
4083/180

See accessories on pages 32-37!

Art. no.	4043/20	4043/60	4043/180	4022	4062	4082	4083/20	4083/60	4083/180
Compressed air supply	Pressure min 2 - max 8 bar (30 - 120 psi)			Pressure min 2 - max 8 bar (30 - 120 psi)			Pressure min 2 - max 8 bar (30 - 120 psi)		
Compression ratio	10:1			25:1			45:1		
Outlet pressure	80 bar (1200 psi)			200 bar (2900 psi)			360 bar (5200 psi)		
Delivery	6000 g/min			4000 g/min			3800 g/min		
Connection compressed air	1/4" BSP (F)			1/4" BSP (F)			1/4" BSP (F)		
Connection lubricant outlet	1/2" BSP (M)			1/2" BSP (M)			1/2" BSP (M)		
Max air consumption with 8 bar pressure	165 l/min			78 l/min			165 l/min		
Length suction tube	450 mm	750 mm	950 mm	450 mm	750 mm	950 mm	450 mm	750 mm	950 mm
Diameter suction tube	33 mm			28 mm			28 mm		
Dimensions LxWxH (mm)	95x95x690	95x95x780	95x95x1005	95x95x690	95x95x780	95x95x1005	95x95x690	95x95x780	95x95x1005
Suitable for pails / drums of	18 - 25 kg	50 kg	180 kg	18 - 25 kg	50 kg	180 kg	18 - 25 kg	50 kg	180 kg
Weight	4.5 kg	5.3 kg	5.7 kg	4.2 kg	5 kg	5.6 kg	4.4 kg	5.2 kg	5.8 kg



The a. m. performance values are based upon the following test conditions: lithium grease NLGI 0 at 22°C -- Compressed air pressure 8 bar -- free flow outlet 1/2".

Pneumatic pumps for the use in short and medium distance dispensing lines or for high pressure lubrication.

50:1



For **16 kg** – pails

Art.no. **4018**



For **18/25 kg** – pails

Art.no. **4020**



For **50 kg** – drums

Art.no. **4060**

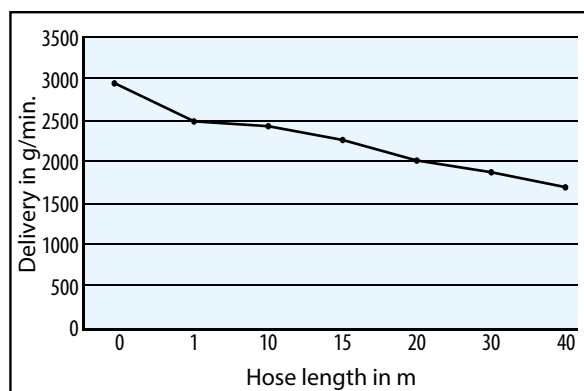


For **180 kg** – drums

Art.no. **4080**

See accessories on pages 32-37!


Art. no.	<b>4018</b>	<b>4020</b>	<b>4060</b>	<b>4080</b>
Compressed air supply	Pressure min 2 - max 8 bar (30 - 120 psi)			
Compression ratio	50:1			
Outlet pressure	400 bar (5800 psi)			
Delivery	2900 g/min			
Connection compressed air	1/4" BSP (F)			
Connection lubricant outlet	1/4" BSP (M)			
Max air consumption with 8 bar pressure	78 l/min			
Length suction tube	335 mm	450 mm	750 mm	950 mm
Diameter suction tube	28 mm			
Dimensions LxWxH (mm)	95x95x690	95x95x780	95x95x1005	95x95x1250
Suitable for pails / drums of	16 kg	18 - 25 kg	50 kg	180 kg
Weight	3.8 kg	4.5 kg	5 kg	5.6 kg



The a. m. performance values are based upon the following test conditions: lithium grease NLGI 0 at 22°C -- Compressed air pressure 8 bar -- free flow outlet 1/2".

Pneumatic pumps for the dispensing of grease – particularly high viscosity grease - or for high pressure lubrication. The TWDE series pumps combine a high compression ratio with an innovative constructional concept that permits to increase the delivery of the pump considerably. The escape of compressed air is improved by the use of a double distributor which at the same time reduces the formation of condensation water inside of the pump motor.

50:1




For 16 kg – pails

Art.no. **4018TWDE**




For 18/25 kg – pails

Art.no. **4020TWDE**



For 50 kg – drums

Art.no. **4060TWDE**

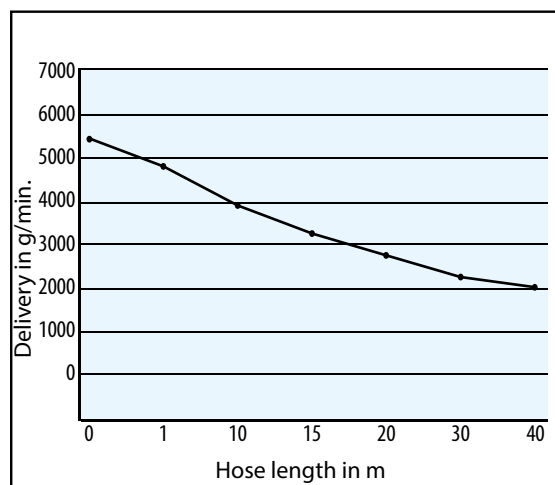


For 180 kg – drums

Art.no. **4080TWDE**

See accessories on pages 32-37!

Art. no.	4018TWDE	4020TWDE	4060TWDE	4080TWDE
Compressed air supply	Pressure min 2 - max 8 bar (30 - 120 psi)			
Compression ratio	50:1			
Outlet pressure	400 bar (5800 psi)			
Delivery	5200 g/min			
Connection compressed air	1/4" BSP (F)			
Connection lubricant outlet	1/4" BSP (M)			
Max air consumption with 8 bar pressure	120 l/min			
Length suction tube	335 mm	450 mm	750 mm	950 mm
Diameter suction tube	28 mm			
Dimensions LxWxH (mm)	95x95x690	95x95x780	95x95x1005	95x95x1250
Suitable for pails / drums of	16 kg	18 - 25 kg	50 kg	180 kg
Weight	3.9 kg	4.3 kg	5.1 kg	5.7 kg



The a. m. performance values are based upon the following test conditions: lithium grease NLGI 0 at 22°C -- Compressed air pressure 8 bar -- free flow outlet 1/2".



Pneumatic pumps for the use in long distance dispensing lines or for high pressure lubrication.

Grease

100:1



Art.no. **4019**



Art.no. **4021**



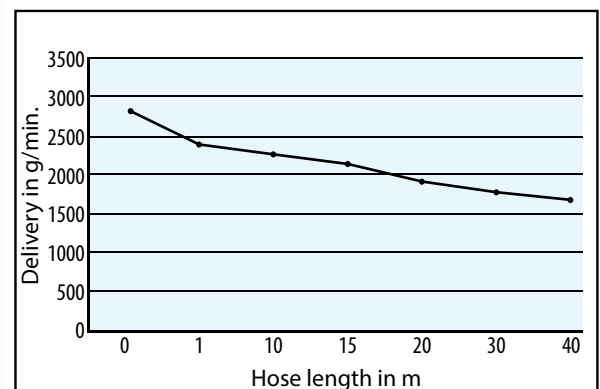
Art.no. **4061**



Art.no. **4081**

See accessories on pages 32-37!

Art. no.	4019	4021	4061	4081
Compressed air supply	Pressure min 2 - max 8 bar (30 - 120 psi)			
Compression ratio	100:1			
Outlet pressure	800 bar (11600 psi)			
Delivery	2700 g/min			
Connection compressed air	1/4" BSP (F)			
Connection lubricant outlet	1/4" BSP (M)			
Max air consumption with 8 bar pressure	110 l/min			
Length suction tube	335 mm	450 mm	750 mm	950 mm
Diameter suction tube	28 mm			
Dimensions LxWxH (mm)	95x95x690	95x95x780	95x95x1005	95x95x1250
Suitable for pails / drums of	16 kg	18 - 25 kg	50 kg	180 kg
Weight	3.8 kg	4.2 kg	5 kg	5.6 kg



The a. m. performance values are based upon the following test conditions: lithium grease NLGI 0 at 22°C -- Compressed air pressure 8 bar -- free flow outlet 1/2".

Pneumatic pumps for the dispensing of grease – particularly high viscosity grease - or for high pressure lubrication and a use in long distance dispensing lines. The TWDE series pumps combine a high compression ratio with an innovative constructional concept that permits to increase the delivery of the pump considerably. The escape of compressed air is improved by the use of a double distributor which at the same time reduces the formation of condensation water inside of the pump motor.

**100:1**



For **16 kg** – pails



For **18/25 kg** – pails




For **50 kg** – drums



For **180 kg** – drums

**250:1**



For **180 kg** – drums

Art.no. **4019TWDE**

Art.no. **4021TWDE**

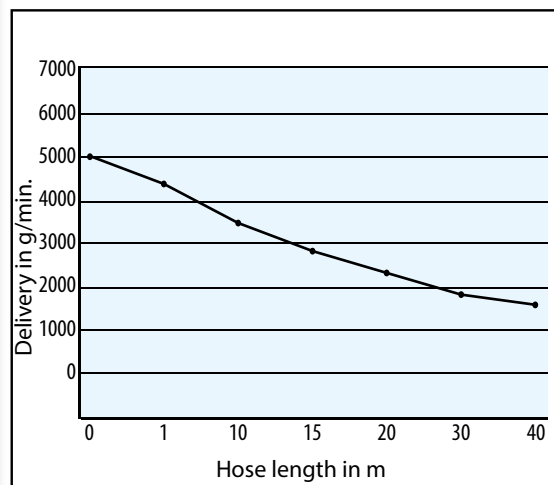
Art.no. **4061TWDE**

Art.no. **4081TWDE**

Art.no. **4025**

See accessories on pages 32-37!

Art. no.	4019 TWDE	4021 TWDE	4061 TWDE	4081 TWDE	4025
Compressed air supply	Pressure min 2 - max 8 bar (30 - 120 psi)				Max 5 bar
Compression ratio	100:1				250:1
Outlet pressure	800 bar (11600 psi)				1100 bar
Delivery	3800 g/min				800 g/min
Connection compressed air	3/8" BSP (F)				
Connection lubricant outlet	1/2" BSP (M)				
Max air consumption with 8 bar pressure	165 l/min				
Length suction tube	335 mm	450 mm	750 mm	950 mm	
Diameter suction tube	28 mm				
Dimensions LxWxH (mm)	95x95x690	95x95x780	95x95x1005	95x95x1250	130x130x1250
Suitable for pails / drums of	16 kg	18 - 25 kg	50 kg	180 kg	
Weight	3.9 kg	4.3 kg	5.1 kg	5.7 kg	9.0 kg



The a. m. performance values are based upon the following test conditions: lithium grease NLGI 0 at 22°C -- Compressed air pressure 8 bar -- free flow outlet 1/2".

Heavy duty pneumatic pumps, industrial pump series Power Bull, designed for the supply of grease under demanding conditions. Particularly suitable for the grease distribution in pipeworks and installations where a simultaneous supply of grease is required on different dispensing points at high pressure and/or with a high delivery.

Grease



Delivery 19000 g/min

Art.no. **4046**



Delivery 22000 g/min

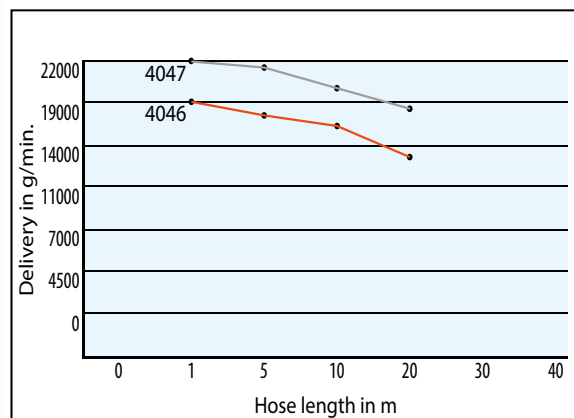
Art.no. **4047**

Distance (m)	Delivery grease (kg/min)				Pressure (bar)
	NLGI 0	NLGI 1	NLGI 2	NLGI 3	
1	19.00	18.00	18.00	18.00	104
5	18.00	16.00	13.20	11.00	96
10	17.50	14.90	12.60	9.10	70
20	13.80	11.10	7.60	6.90	49

Distance (m)	Delivery grease (kg/min)				Pressure (bar)
	NLGI 0	NLGI 1	NLGI 2	NLGI 3	
1	22.00	21.00	21.00	21.00	56
5	21.50	20.00	16.90	14.20	38
10	20.00	18.40	15.00	12.10	20
20	18.60	17.00	10.20	7.40	14

See accessories on pages 32-37!

Art. no.	4046	4047
Compressed air supply	Pressure min 2 - max 8 bar (30 - 120 psi)	
Compression ratio	13:1	7:1
Max outlet pressure	104 bar (1500 psi)	56 bar (812 psi)
Delivery	19000 g/min	22000 g/min
Max frequency strokes/min	60	120
Connection compressed air	1/2" BSP (F)	
Connection lubricant outlet	1" BSP (M)	
Max air consumption with 8 bar pressure	1.80 m <sup>3</sup> /min	1.92 m <sup>3</sup> /min
Diameter pneumatic piston	160 mm	125 mm
Diameter suction tube	70x50 mm	70x50 mm
Suitable for pails / drums of	180 kg	180 kg
Weight	26 kg	22 kg




The a. m. performance values are based upon the following test conditions: lithium grease NLGI 0 at 22°C -- Compressed air pressure 8 bar -- free flow outlet.





Delivery 15000 g/min

Art.no. 4048



Delivery 12000 g/min

Art.no. 4049



Delivery 6000 g/min

Art.no. 4050



Delivery 4900 g/min

Art.no. 4051

See accessories on pages 32-37!

Art. no.	4048	4049	4050	4051
Compressed air supply	Pressure min 2 - max 8 bar (30 - 120 psi)			
Compression ratio	30 : 1	50 : 1	90 : 1	75 : 1
Max outlet pressure	240 bar (3500 psi)	400 bar (5800 psi)	720 bar (10450 psi)	600 bar (8700 psi)
Delivery	15000 g/min	12000 g/min	6000 g/min	4900 g/min
Max frequency strokes/min	150	120	60	60
Connection compressed air	1/2" BSP (F)			
Connection lubricant outlet	1" BSP (M)			
Max air consumption with 8 bar pressure	1.86 m <sup>3</sup> /min	1.92 m <sup>3</sup> /min	1.80 m <sup>3</sup> /min	1.80 m <sup>3</sup> /min
Diameter pneumatic piston	100 mm	125 mm	160 mm	160 mm
Diameter suction tube	50x22 mm			
Suitable for pails / drums of	180 kg			
Weight	18 kg	22 kg	24 kg	25 kg

Art. no. 4048

Distance (m)	Delivery grease (kg/min)				Pressure (bar)
	NLGI 0	NLGI 1	NLGI 2	NLGI 3	
1	15.00	12.70	11.60	9.30	240
5	14.60	10.30	8.50	5.30	200
10	10.50	8.00	6.20	3.80	165
20	8.60	5.20	4.10	3.10	140
30	6.50	4.40	3.80	2.20	130
40	5.30	4.10	3.40	1.70	110
50	4.20	3.80	6.00	0.80	85
70	3.00	2.50	1.80	0.30	60

Art. no. 4049

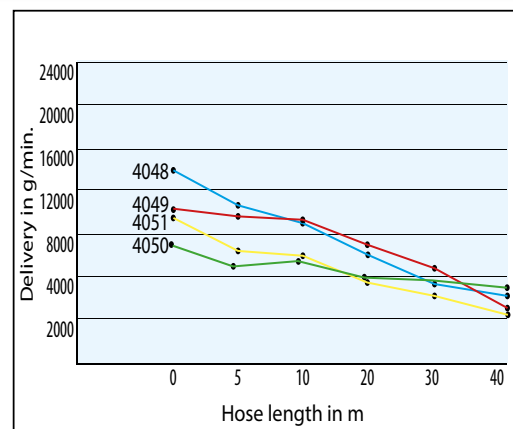
Distance (m)	Delivery grease (kg/min)				Pressure (bar)
	NLGI 0	NLGI 1	NLGI 2	NLGI 3	
1	13.10	9.60	8.60	7.80	400
5	12.90	9.00	7.90	5.60	360
10	12.20	8.20	6.70	4.00	240
20	10.60	6.40	4.80	2.30	220
30	8.80	4.70	3.10	2.10	180
40	8.00	3.20	2.50	1.70	150
50	7.60	2.80	2.20	1.40	110
70	7.20	2.50	1.90	0.90	85

Art. no. 4050

Distance (m)	Delivery grease (kg/min)				Pressure (bar)
	NLGI 0	NLGI 1	NLGI 2	NLGI 3	
1	7.00	6.30	5.70	5.10	720
5	6.80	5.80	5.20	4.10	680
10	6.40	5.30	4.70	3.50	420
20	5.90	4.30	3.50	2.10	400
30	4.80	3.30	2.90	1.90	370
40	4.50	2.90	2.50	1.70	340
50	4.30	2.60	2.20	1.60	250
70	4.00	2.20	2.10	1.30	180

Art. no. 4051

Distance (m)	Delivery grease (kg/min)				Pressure (bar)
	NLGI 0	NLGI 1	NLGI 2	NLGI 3	
1	5.20	5.00	4.90	4.20	600
5	5.00	4.80	4.40	3.40	580
10	4.60	4.30	3.90	2.80	360
20	4.50	4.00	3.30	2.00	340
30	4.30	3.00	2.50	1.70	320
40	4.10	2.80	2.20	1.50	280
50	4.00	2.50	2.00	1.30	200
70	3.80	2.10	1.90	1.10	120



The a. m. performance values are based upon the following test conditions: lithium grease NLGI 0 at 22°C -- Compressed air pressure 8 bar -- free flow outlet.

The industrial pump series **POWER BULL** in the divorced version allows the combination of 2 different pneumatic motors with two different suction tubes so that 4 different configurations can be composed. In these models the air-operated motor and the pumping assembly are separated in order to avoid any potential fluid contamination of the motor.



See accessories on pages 32-37!

Art. no. pneumatic motor	5002		5003	
Art. no. suction tube	5090	5091	5090	5091
Compressed air supply	Pressure min 2 - max 8 bar (30 - 120 psi)		Pressure min 2 - max 8 bar (30 - 120 psi)	
Compression ratio	50 : 1	7 : 1	75 : 1	13 : 1
Outlet pressure	400 bar (5800 psi)	56 bar (816 psi)	600 bar (8700 psi)	104 bar (1500 psi)
Delivery	12000 g/min	22000 g/min	4900 g/min	19000 g/min
Max frequency strokes/min	120		60	
Connection compressed air	1/2" BSP (F)		1/2" BSP (F)	
Connection lubricant outlet	1" BSP (M)		1" BSP (M)	
Max air consumption with 8 bar pressure	1.92 m <sup>3</sup> /min		1.80 m <sup>3</sup> /min	
Diameter pneumatic piston	125 mm		160 mm	
Diameter suction tube	50x22 mm	70x50 mm	50x22 mm	70x50 mm
Dimensions	160x160x1700 mm			
Suitable for drums of	180 kg		180 kg	
Weight	21 kg	23 kg	25 kg	27 kg

The a. m. performance values are based upon the following test conditions: lithium grease NLGI 0 at 22°C -- Compressed air pressure 8 bar -- free flow outlet.

## MOTOMATIC® System Patent no. 32188 C/80

In the year 1986 the innovative MOTOMATIC® – system has been developed and patented.

Motomatic® is a pneumatic pumping system which is characterized by the use of a single motor which can be applied on various suction tubes. The pumping system is activated by connecting the motor – which is provided with a quick coupling - to the installed suction tubes that differ depending on the lubricant that shall be pumped.

This solution offers a significant practical and economical advantage for pumping greases, oils, antifreeze or diesel, since it allows the user to leave the various suction tubes installed in the drums and to use the same pneumatic motor for pumping the required lubricant.



**Pneumatic motor**

Art.no. **5000**

**Interchangeable  
suction tubes**



Suction tube for grease **16 kg** – pails

Art.no. **5040**



Suction tube for grease **50 kg** – drums

Art.no. **5060**



Suction tube for grease **180 kg** – drums

Art.no. **5080**  
Art.no. **5081**



Suction tube for oil **208 l** – drums

Art.no. **5011**



Suction tube for oil/antifreeze **208 l** – drums

Art.no. **5031**  
Oil

Art.no. **5032**  
Antifreeze



See accessories on pages 32-37!

Art. no.	<b>5000</b>	<b>5040</b>	<b>5060</b>	<b>5081</b>	<b>5080</b>	<b>5011</b>	<b>5031</b>	<b>5032</b>
Compressed air supply	Pressure 2-8 bar (30 - 120 psi)	-	-	-	-	-	-	-
Compression ratio	-	50 : 1	50 : 1	15 : 1	50 : 1	1 : 1	3 : 1	3 : 1
Outlet pressure	-	400 bar (5800 psi)	400 bar (5800 psi)	120 bar (1740 psi)	400 bar (5800 psi)	8 bar (120 psi)	24 bar (360 psi)	24 bar (360 psi)
Delivery	-	2900 g/min	2900 g/min	7000 g/min	2900 g/min	48 l/min	23 l/min	23 l/min
Connection compressed air	1/4" BSP (F)	-	-	-	-	-	-	-
Connection lubricant outlet	-	1/4" BSP (M)	1/4" BSP (M)	1/2" BSP (M)	1/4" BSP (M)	3/4" BSP (M)	1/2" BSP (M)	1/2" BSP (M)
Max air consumption with 8 bar pressure	115 l/min	-	-	-	-	-	-	-
Length suction tube	-	450 mm	750 mm	950 mm	950 mm	950 mm	950 mm	950 mm
Diameter suction tube	-	28 mm	28 mm	28 mm	28 mm	55 mm	40 mm	40 mm
Dimensions LxWxH (mm)	95x95x420	30x31x550	30x31x850	30x31x1050	30x31x1050	30x31x1050	30x31x1050	30x31x1050
Suitable for pails / drums of	-	25 kg	50 kg	180 kg	180 kg	208 l	208 l	208 l
Weight	3.5 kg	1 kg	1.3 kg	1.5 kg	1.5 kg	2.1 kg	1.9 kg	1.9 kg

The a. m. performance values are based upon the following test conditions: lithium grease NLGI 0 and hydraulic oil ISO 32 at 22°C -- Compressed air pressure 8 bar -- free flow outlet.

Electric pumps for the supply of grease and for high pressure lubrication in dispensing lines if only electrical power is available.

This series allows the combination of 3 different motors with different suction tubes and different planetary reduction gears, thus offering a total of 16 combinations which permit suitable solutions for various requirements.



Art.no. 4090



OPTIONAL  
art.no. 4260

Art.no. 4092 - 4093 - 4095 - 4096



Art.no. 4097

new

Art. no.	Voltage	Reducers	Ø Suction tube	Max outlet pressure	Delivery	RPM	Power	Suitable for drums of	Weight
4090/20	12 VDC	20 : 1	28x14 mm	200 bar (2900 psi)	100 g/min	3400	250 W	18 - 25 kg	12 kg
4090/50								50 kg	13 kg
4090/180								180 kg	14 kg
4092/20	230 VAC - 50 Hz	7.5 : 1	28x14 mm	300 bar (4350 psi)	400 g/min	1400	750 W	18 - 25 kg	20 kg
4092/50								50 kg	21 kg
4092/180								180 kg	22 kg
4093/20			28x16 mm	100 bar (1450 psi)	1200 g/min			18 - 25 kg	20 kg
4093/50								50 kg	21 kg
4093/180								180 kg	22 kg
4095/20	400 VAC - 50 Hz	7.5 : 1	28x14 mm	400 bar (5800 psi)	400 g/min	1400	750 W	18 - 25 kg	22 kg
4095/50								50 kg	23 kg
4095/180								180 kg	24 kg
4096/20			28x16 mm	200 bar (2900 psi)	1200 g/min			18 - 25 kg	22 kg
4096/50								50 kg	23 kg
4096/180								180 kg	24 kg
4097/180			50x22 mm	10 bar (145 psi)	8000 g/min			180 kg	26 kg

The a. m. performance values are based upon the following test conditions: lithium grease NLGI 0 at 22°C -- free flow outlet.

new




Art.no. **4998/30**

Mobile 230 VAC grease supply kit for 18-25 kg - pails, consisting of:

- Electrical grease pump, art. no. 4092/20;
- Adjustable pressure switch art.no. 4265;
- Metal drum cover, ø 330 – 290 mm; art. no. 4302\*;
- 3 m – high pressure hose SAE 100 R2 AT, 1/4" BSP art.no. 4503;
- Trolley with 4 wheels;
- Follower plate, ø 310 - 260 mm art. no. 4314\*;
- High pressure grease control gun, 300 mm – steel braid outlet hose ø ext. 10 mm and 4 - jaws - hydraulic coupler art.no. 4205;
- High pressure Z – swivel art.no. 4221.

\*See accessories on page 36 for pails/drums in different dimensions!



Art. no.	Suitable for pails of	Voltage	Power	Delivery	Max outlet pressure	RPM	Reducers
<b>4998/30</b>	18 - 25 kg	230 VAC - 50 Hz	750 W	400 g/min	200 bar	1400	7.5 : 1

new



Art.no. **4265**

Adjustable pressure switch.

Supplied with a glycerine manometer with graduation of 0-300 bar and regulation screw for the selection of required maximum pressure.

This assembly allows to start the pump once the control gun is activated and to stop it again due to the pressure increase in the circuit once the gun is closed and the set pressure has been achieved.

new



Art.no. **4260**

Pressure relief valve.

Body in aluminium alloy and cartridge in galvanized steel.

Supplied with a glycerine manometer with graduation of 0 – 300 bar and regulation screw for the selection of the required maximum pressure.

Connections (BSP): inlet 1/2" (F) – outlet 1/2" (M).

new



Art.no. **7370**

Electric safety panel, with plastic case, for 230 VAC - pumps, consisting of:

- Main ON/OFF - switch;
- Emergency switch;
- White light signal for electric circuit control;
- Green light signal for function control;
- Red light signal indicating a function stop due to overheating;
- Plug in accordance with the standard IEC 309.

Art.no. **7377**

Electric safety panel such as art.no. 7370, but with metal case, suitable for the use with 400 VAC pumps.

new



Art.no. **7378**

Electric safety panel for the use with 12 VDC pump models, including connecting cable with crocodile clamps for battery connection as well as pressure relief valve adjustable to a pressure of up to 200 bar.

This assembly allows to start the pump once the control gun is activated and to stop it again due to the pressure increase in the circuit once the gun is closed and the set pressure has been achieved.



**Complete pneumatic grease supply kit, suitable for any kind of inside or outside use.**  
**Max pressure achievable: 400 bar.**

Art.no. **4922**

Portable and mobile pneumatic grease supply kit with 16 kg – steel pail, consisting of:

- Pneumatic grease pump, art. no. 4018;
- Pressure regulator, art. no. 7200;
- 3 m – high pressure hose SAE 100 R2 AT, 1/4", art. no. 4503;
- High pressure grease control gun, with 300 mm – steel braid outlet hose ø ext. 10 mm and 4 - jaws - hydraulic coupler, art. no. 4205;
- High pressure Z – swivel, art. no. 4221;
- Follower plate ø 230 mm;
- Steel pail with 2 wheels and carrying handle.

Art.no. **4925**

Portable and mobile pneumatic grease supply kit such as art. no. 4922, but with 5 kg - steel pail.



Art. no.	Max outlet pressure	Delivery	Connection compressed air	Compressed air supply	Weight	Dimensions (LxWxH) (mm)
<b>4922</b>	400 bar	2400 g/min	1/4" BSP (F)	2-8 bar	11 kg	240x390x930
<b>4925</b>	400 bar	2400 g/min	1/4" BSP (F)	2-8 bar	10 kg	240x390x890



Art.no. **4921**

Portable pneumatic grease supply kit for 18/25 kg - pails, consisting of:

- Pneumatic grease pump, art. no. 4020;
- Pressure regulator, art. no. 7200;
- 3 m – high pressure hose SAE 100 R2 AT, 1/4", art. no. 4503;
- High pressure grease control gun, 300 mm – steel braid outlet hose ø ext. 10 mm and 4 jaws - hydraulic coupler, art. no. 4205;
- High pressure Z – swivel, art.no. 4221;
- Follower plate, ø 310 - 260 mm, art. no. 4314\*;
- Metal drum cover, ø 330 – 290 mm, art. no. 4302\*.

\*See accessories on page 36 for pails/drums in different dimensions!



Art. no.	Max outlet pressure	Delivery	Connection compressed air	Compressed air supply	Weight	Dimensions (LxWxH) (mm)
<b>4921</b>	400 bar	2400 g/min	1/4" BSP (F)	2-8 bar	11 kg	240x240x890



**Complete mobile pneumatic grease supply kit, suitable for 18/25 kg – pails in any kind of inside or outside use.**  
**Max pressure achievable: 400 bar.**

### Art.no. 4920C

Mobile pneumatic grease supply kit for 18/25 kg - pails, consisting of:

- Pneumatic grease pump, art. no. 4020;
- Pressure regulator, art. no. 7200;
- 3 m – high pressure hose SAE 100 R2 AT, 1/4", art. no. 4503;
- High pressure grease control gun, 300 mm – steel braid; outlet hose ø ext. 10 mm and 4 - jaws - hydraulic coupler, art. no. 4205;
- High pressure Z – swivel, art. no. 4221;
- Follower plate, ø 310 - 260 mm, art. no. 4314\*;
- Metal drum cover, ø 330 – 290 mm, art. no. 4302\*;
- Trolley with 2 wheels, art. no. 4350.

### Art.no. 4920

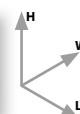
Mobile pneumatic grease supply kit such as art. no. 4920C, but without art. nos. 7200 and 4221.

### Art.no. 4920C/FP

Mobile pneumatic grease supply kit such as art. no. 4920C, but for plastic drum.

\*See accessories on page 36 for pails/drums in different dimensions!

Art. no.	Max outlet pressure	Delivery	Connection compressed air	Compressed air supply	Weight	Dimensions (LxWxH) (mm)
<b>4920C</b>	400 bar	2400 g/min	1/4" BSP (F)	2-8 bar	15 kg	500x500x960



NOT INCLUDED



### Art.no. 4920CE

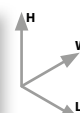
Mobile pneumatic grease supply kit such as art. no. 4920C, but with trolley art. no. 4351.

### Art.no. 4920CE/FP

Mobile pneumatic grease supply kit such as art. no. 4920CE, but for plastic drum.

\*See accessories on page 36 for pails/drums in different dimensions!

Art. no.	Max outlet pressure	Delivery	Connection compressed air	Compressed air supply	Weight	Dimensions (LxWxH) (mm)
<b>4920CE</b>	400 bar	2400 g/min	1/4" BSP (F)	2-8 bar	13 kg	500x500x960



NOT INCLUDED



**Complete mobile pneumatic grease supply kits, suitable for 50 kg – drums in any kind of inside or outside use.**  
**Max pressure achievable: 400 bar.**



Art.no. **4960C**

Mobile pneumatic grease supply kit for 50 kg - drums, consisting of:

- Pneumatic grease pump, art. no. 4060;
- Pressure regulator, art. no. 7200;
- 3 m – high pressure hose SAE 100 R2 AT, 1/4", art. no. 4503;
- High pressure grease control gun, 300 mm – steel braid outlet hose  
ø ext. 10 mm and 4 - jaws - hydraulic coupler, art. no. 4205;
- High pressure Z – swivel, art. no. 4221;
- Follower plate, ø 390 - 325 mm, art. no. 4317\*;
- Metal drum cover, ø 400 – 360 mm, art. no. 4305\*;
- Trolley with 2 wheels, art. no. 4350.

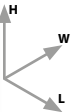
Art.no. **4960**

Mobile pneumatic grease supply kit such as art. no. 4960C, but without art. nos. 7200 and 4221.



\*See accessories on page 36 for pails/drums in different dimensions!

Art. no.	Max outlet pressure	Delivery	Connection compressed air	Compressed air supply	Weight	Dimensions (LxWxH) (mm)
<b>4960C</b>	400 bar	2400 g/min	1/4" BSP (F)	2-8 bar	16 kg	510x690x690



Art.no. **4980C**

Mobile pneumatic grease supply kit for 50 kg - drums, consisting of:

- Pneumatic grease pump, art. no. 4060;
- Pressure regulator, art. no. 7200;
- 3 m – high pressure hose SAE 100 R2 AT, 1/4", art. no. 4503;
- High pressure grease control gun, 300 mm – steel braid outlet hose  
ø ext. 10 mm and 4 jaws - hydraulic coupler, art. no. 4205 ;
- High pressure Z – swivel, art. no. 4221;
- Follower plate, ø 390 - 325 mm, art. no. 4317\*;
- Metal drum cover, ø 400 – 360 mm, art. no. 4305\*;
- Trolley with 4 wheels, art. no. 4360.

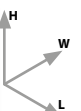
Art.no. **4980**

Mobile pneumatic grease supply kit such as art. no. 4980C, but without art. nos. 7200 and 4221.

\*See accessories on page 36 for pails/drums in different dimensions!



Art. no.	Max outlet pressure	Delivery	Connection compressed air	Compressed air supply	Weight	Dimensions (LxWxH) (mm)
<b>4980C</b>	400 bar	2400 g/min	1/4" BSP (F)	2 - 8 bar	18 kg	600x600x1050





Complete mobile pneumatic grease supply kits, suitable for 180 kg – drums in any kind of inside or outside use.  
Max pressure achievable: 400 bar.



Art.no. **4990C**

Mobile pneumatic grease supply kit for 180 kg - drums, consisting of:

- Pneumatic grease pump, art. no. 4080;
- Pressure regulator and air filter with moisture separator, art. no. 7180;
- 3 m – high pressure hose SAE 100 R2 AT, 1/4", art. no. 4503;
- High pressure grease control gun, 300 mm – steel braid outlet hose Ø ext. 10 mm and 4 - jaws - hydraulic coupler, art. no. 4205;
- High pressure Z – swivel, art. no. 4221;
- Follower plate, Ø 590 - 540 mm, art. no. 4319;
- Metal drum cover, Ø 600 – 560 mm, art. no. 4308;
- Trolley with 4 wheels, art. no. 4380.

Art.no. **4990**

Mobile pneumatic grease supply kit such as art. no. 4990C, but without art. nos. 7180 and 4221.

Art. no.	Max outlet pressure	Delivery	Connection compressed air	Compressed air supply	Weight	Dimensions (LxWxH) (mm)
<b>4990C</b>	400 bar	2400 g/min	1/4" BSP (F)	2 - 8 bar	22 kg	900x830x1400



Art.no. **4910**

Mobile pneumatic grease supply kit for 180 kg - drums, consisting of:

- Pneumatic grease pump, art. no. 4080;
- Pressure regulator and air filter with moisture separator, art. no. 7180;
- Open hose reel, art. no. 9016;
- 15 m – high pressure hose SAE 100 R2 AT, 1/4", art. no. 4515;
- 2 m – connection hose SAE 100 R2 AT, 1/4", art. no. 4502;
- High pressure grease control gun, 300 mm – steel braid outlet hose Ø ext. 10 mm and 4 - jaws - hydraulic coupler, art. no. 4205;
- Follower plate, Ø 590 - 540 mm, art. no. 4319;
- Metal drum cover, Ø 600 – 560 mm, art. no. 4308;
- Trolley with 4 wheels and mounting bracket for hose reel, art. no. 4380/P.

Art. no.	Max outlet pressure	Delivery	Connection compressed air	Compressed air supply	Weight	Dimensions (LxWxH) (mm)
<b>4910</b>	400 bar	2400 g/min	1/4" BSP (F)	2 - 8 bar	72 kg	900x870x1400

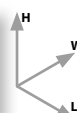


Art.no. **4911**

Mobile pneumatic grease supply kit for 180 kg - drums, consisting of:

- Pneumatic grease pump, art. no. 4080;
- Pressure regulator and air filter with moisture separator, art. no. 7180;
- Open hose reel, art. no. 9016;
- 15 m – high pressure hose SAE 100 R2 AT, 1/4", art. no. 4515;
- 2 m – connection hose SAE 100 R2 AT, 1/4", art. no. 4502;
- High pressure grease control gun, 300 mm – steel braid outlet hose Ø ext. 10 mm and 4 - jaws - hydraulic coupler, art. no. 4205;
- High pressure Z – swivel, art. no. 4221;
- Follower plate, Ø 590 - 540 mm, art. no. 4319;
- Metal drum cover, Ø 600 – 560 mm, art. no. 4308;
- Heavy duty trolley with 4 wheels and grate, art. no. 4389.

Art. no.	Max outlet pressure	Delivery	Connection compressed air	Compressed air supply	Weight	Dimensions (LxWxH) (mm)
<b>4911</b>	400 bar	2400 g/min	1/4" BSP (F)	2 - 8 bar	90 kg	900x1030x1400



**Complete stationary pneumatic grease supply kit, suitable for 50 kg and 180 kg – drums in any kind of inside or outside use.**  
**Max pressure achievable: 400 bar.**

Art.no. **4961**  
 Art.no. **4981**

Stationary pneumatic grease supply kits, consisting of:

	<b>4961</b>	<b>4981</b>
Pneumatic grease pump	Art.no. 4060	Art.no. 4080
Metal drum cover	Art.no. 4305 Ø 400-360 mm	Art.no. 4308 Ø 600-560 mm
High pressure hose 1/4", length 4 m	Art.no. 4504	Art.no. 4504
Follower plate	Art.no. 4317 Ø 390x325 mm	Art.no. 4319 Ø 590x540 mm
High pressure grease control gun with steel braid outlet hose Ø ext. 10 mm and 4 - jaws - hydraulic coupler	Art.no. 4205	Art.no. 4205
Pressure regulator and air filter with moisture separator	Art.no. 7180	Art.no. 7180
High pressure Z – swivel	Art.no. 4221	Art.no. 4221

Art. no.	For drums of	Max outlet pressure	Delivery	Connection compressed air	Compressed air supply	Weight
<b>4961</b>	50 kg	400 bar	2400 g/min	1/4" BSP (F)	2 - 8 bar	14 kg
<b>4981</b>	180 kg					16 kg



Art.no. **4995**

Stationary pneumatic grease supply kit for 180 kg – drums with hose reel for wall or pillar installation, consisting of:

- Pneumatic grease pump, art. no. 4080;
- Pressure regulator and air filter with moisture separator, art. no. 7180;
- Open hose reel, art. no. 9016;
- 15 m – high pressure hose SAE 100 R2 AT, 1/4", art. no. 4515;
- 2 m – connection hose SAE 100 R2 AT, 1/4", art. no. 4502;
- High pressure grease control gun, 300 mm – steel braid outlet hose Ø ext. 10 mm and 4 - jaws - hydraulic coupler, art. no. 4205;
- High pressure Z – swivel, art. no. 4221;
- Follower plate, Ø 590 - 540 mm, art. no. 4319;
- Metal drum cover, Ø 600 – 560 mm, art. no. 4308.

Art. no.	Max outlet pressure	Delivery	Connection compressed air	Compressed air supply	Weight
<b>4995</b>	400 bar	2400 g/min	1/4" BSP (F)	2 - 8 bar	36 kg

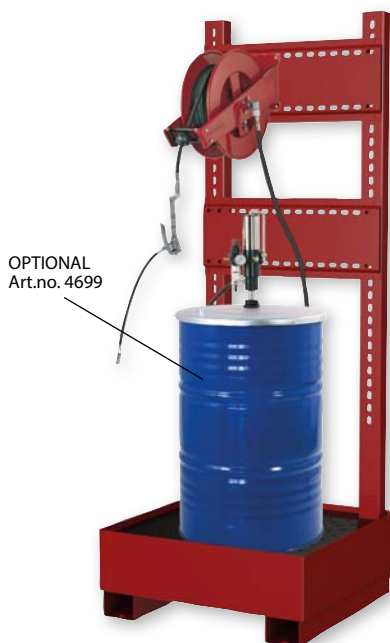


Art.no. **8558**

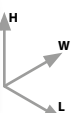
Stationary pneumatic grease supply kit for 180 kg – drums with hose reel, installed on a "Tank Service Base" unit. Compared to a system installed on the wall, the system which is mounted on the "Tank Service Base" unit also includes a spill containment pallet for the drum storage with a self-supporting structure forming a "lubrication island" that can be placed in any location of a workshop.

The composition is the same as the one of art. no. 4995, but completed by a "Tank Service Base" unit for 1 drum with the self-supporting structure consisting of 2 steel rails and 2 steel panels for the installation of the components (art. no. 8525).

Optional: art. no. 4699 metal 180 kg – drum (empty).



Art. no.	Max outlet pressure	Delivery	Connection compressed air	Compressed air supply	Weight	Dimensions (LxWxH) (mm)
<b>8558</b>	400 bar	2400 g/min	1/4" BSP (F)	2 - 8 bar	78 kg	830x880x2360





Art.no. **4999/30**  
 Art.no. **4999/60**  
 Art.no. **4999/200**

Stationary ram hoist for grease with bedplate, consisting of a special pump lifting device suitable for pneumatic piston grease pumps and a grease compacting system that works based on a pneumatic circuit which is activated by a control valve.

This unit is used when the grease has a high degree of viscosity or is very dense due to low temperature and therefore is difficult to pump. Suitable for the use with all grease pump models of series standard, TWDE and IFP (except art.no. 4043).

In the standard version the kit includes a pneumatic 50:1 – grease pump of the standard series.

On demand also available with other pump models.

Versions for the use with pails and drums are available.



Art.no. **4999/200INP**

Stationary ram hoist for grease with bedplate, consisting of a special pump lifting device suitable for pneumatic piston grease pumps, series POWER BULL, and a grease compacting system that works based on a pneumatic circuit which is activated by a control valve.

This unit is used when the grease has a high degree of viscosity or is very dense due to low temperature and therefore is difficult to pump. Suitable for the use with grease pump models art.nos. 4046 – 4047 – 4048 – 4049 – 4050 – 4051.

In the standard version the kit includes a pneumatic 50:1 – grease pump, art.no. 4049.

On demand also available with other pump models.

Suitable for the use with 180 kg – grease drums.



Art. no.	<b>4999/30</b>	<b>4999/60</b>	<b>4999/200</b>	<b>4999/200INP</b>
Pump model	4020	4060	4080	4049
Compression ratio	50:1			
Max outlet pressure	400 bar			
Pressure pneumatic circuit	1 – 3 bar			
Pressure performance compacting system	1 bar = 50 kg pressure			
Suitable for pails/drums of	18 kg	50 kg	180 kg	
Dimensions (LxWxH) (mm)	1090 x 630 x 1750			1090 x 630 x 1900
Weight	85 kg	110 kg	170 kg	220 kg



Art.no. **4997/20**  
Art.no. **4997/60**

Mobile pneumatic grease sprayer kits, suitable for the application of grease or similar lubricants on mechanical parts or surfaces for protective purposes. For example these kits are suitable also for applying underseal agents for protective undercoating.

### Applications:

- Undercoating, rust-proofing and sound-deadening materials;
- automotive and heavy-duty vehicle dealerships;
- fast lube centers and service shops;
- fleet service facilities.

The kits consist of a 25:1 – pneumatic grease pump, metal drum cover, follower plate, 3 m – high pressure hose SAE 100 R2 AT, 1/4", for grease and 3 m – hose for air, with thermo - retractable cover, control gun including lance with twin outlet for the injection of air and spraying nozzles.

Art. no.	4997/20	4997/60
Compression ratio	25:1	
Max outlet pressure	150 bar	
Compressed air supply	3 – 6 bar	
For pails / drum of	18-25 kg	50 kg
Weight	15 kg	18 kg

Art.no. **4322**

Low level pump stop kit for grease, suitable for 180 kg – drums, consisting of:

- Metal drum cover, ø 600 mm, with connection cables junction box;
- Follower plate, ø 590 mm, with rubber edge;
- Probe with contactless sensor;
- Solenoid valve for compressed air;
- Acoustic alarm device;
- Electronic control switch with transformer 230 VAC – 24 VDC, switch ON/OFF - START, indicator lamp in case of empty drum and bypass push button which allows to continue the grease flow again after the pump has been stopped.



Art.no. **4325**

Stationary grease supply kit with electronic dosing system **CONTROLLER 5.0** that allows the preselection of the grease quantity to be supplied.

This unit is suitable for industrial applications in which a recurrent precision of a dosage is required on points and in sections that are running continuously and need a constant flow of lubricant.

The unit includes also a timer and a data recording of the dispensed amount.

The unit is composed of:

- Tank Service Base for 1 drum of 180 kg, art.no. 8525, with metal mounting rack;
- Pneumatic grease pump 25:1, art.no. 4082;
- Pressure regulator and air filter with moisture separator, art. no. 7180;
- Follower plate, ø 590 - 540 mm, art. no. 4319;
- Metal drum cover, ø 600 – 560 mm, art. no. 4308;
- Electronic oval gears flow meter with pulse transmitter, art.no. 8733;
- 3 m – rubber hose SAE 100 R1 AT, 1/2", art.no. 28703;
- Grease control gun with rigid outlet, art.no. 4204;
- Control unit for dosing system CONTROLLER 5.0 with keypad and display;
- Thermal printer for printing a ticket with data of each performed dispense;
- Electronic control switch (ON/OFF – START) with transformer 230 VAC – 24 VDC.



new



Standard series

Automatic, spring – driven hose reel, standard series, in painted steel, including rubber hoses SAE 100 R2 AT with female connection threads, suitable for the supply of grease at high pressure.

**Optional accessory:** hydraulic spring brake device for the controlled and safe rewinding of hoses. Please add suffix “/HB” to the individual hose reel article number.

Art. no.	Diameter hose	Length hose	Max working pressure	Reel width	Diameter reel	Art. no. suitable swivel bracket	Weight	Dimensions (LxWxH) (mm)
<b>9016+4510</b>	1/4"	10 m	400 bar	120 mm	450 mm	9767	18 kg	215x570x430
<b>9016+4710</b>	3/8"		330 bar				20 kg	
<b>9016+4810</b>	1/2"		275 bar				21 kg	
<b>9016+4515</b>	1/4"	15 m	400 bar				20 kg	
<b>9016+4715</b>	3/8"		330 bar				22 kg	
<b>9016+4815</b>	1/2"		275 bar				24 kg	
<b>9021+4520</b>	1/4"	20 m	400 bar	150 mm	450 mm	9768	26 kg	245x570x430
<b>9021+4720</b>	3/8"		330 bar				28 kg	
<b>9021+4820</b>	1/2"		275 bar				27 kg	

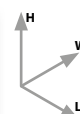


Adjustable arms series

Automatic, spring – driven hose reel, adjustable arms series, in painted steel, including rubber hoses SAE 100 R2 AT with female connection threads, suitable for the supply of grease at high pressure.

**Optional accessory:** hydraulic spring brake device for the controlled and safe rewinding of hoses. Please add suffix “/HB” to the individual hose reel article number.

Art. no.	Diameter hose	Length hose	Max working pressure	Reel width	Diameter reel	Art. no. suitable swivel bracket	Weight	Dimensions (LxWxH) (mm)
<b>9090+4510</b>	1/4"	10 m	400 bar	120 mm	450 mm	9767	20 kg	240x560x450
<b>9090+4710</b>	3/8"		330 bar				20 kg	
<b>9090+4810</b>	1/2"		275 bar				22 kg	
<b>9091+4515</b>	1/4"	15 m	400 bar				21 kg	
<b>9091+4520</b>	1/4"		400 bar				22 kg	
<b>9092+4720</b>	3/8"		330 bar				27 kg	
<b>9093+4725</b>	3/8"	25 m	330 bar	150 mm	540 mm	9768	31 kg	305x560x450
<b>9083+4530</b>	1/4"	30 m	400 bar			9777	42 kg	370x590x600
<b>9083+4730</b>	3/8"		330 bar				44 kg	
<b>9083+4830</b>	1/2"		275 bar				45 kg	



Automatic, spring – driven hose reel, enclosed series, in painted steel, including rubber hoses SAE 100 R2 AT with female connection threads, suitable for the supply of grease at high pressure.

**Optional accessory:** hydraulic spring brake device for the controlled and safe rewinding of hoses. Please add suffix “/HB” to the individual hose reel article number.

Please note: the spring brake kit is available only for art.no. 9013.



Enclosed series

Art. no.	Diameter hose	Length hose	Max working pressure	Reel width	Diameter reel	Art. no. suitable swivel bracket	Weight	Dimensions (LxWxH) (mm)
<b>9013+4510</b>	1/4"	10 m	400 bar	120 mm	450 mm	9778	24 kg	215x530x470
<b>9013+4710</b>	3/8"		330 bar				31 kg	
<b>9013+4810</b>	1/2"		275 bar				32 kg	
<b>9013+4515</b>	1/4"	15 m	400 bar				32 kg	
<b>9013+4715</b>	3/8"		330 bar				34 kg	
<b>9013+4815</b>	1/2"		275 bar				36 kg	
<b>9023+4520</b>	1/4"	20 m	400 bar	150 mm	450 mm	9778	34 kg	245x530x470
<b>9023+4720</b>	3/8"		330 bar				38 kg	
<b>9023+4820</b>	1/2"		275 bar				40 kg	



For other hose reel models please see chapter “Hose reels” on page 192!



## 250 bar



Art.no. **4425**

Manual lever action grease pump, suitable for 18/25 kg - pails. Standard suction tube length 360 mm; can be supplied also in different lengths on demand.

Art.no. **4426**

Similar to art. no. 4425, but with suction tube length 335 mm for 16 kg - pails.

Art. no.	Max outlet pressure	Delivery per stroke	Connections	Weight
<b>4425</b>	250 bar	8 g	1/4" BSP (M)	2 kg
<b>4426</b>				

## 250 bar



Art.no. **5125**

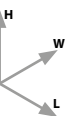
Portable, manual grease supply kit for 18/25 kg - pails, consisting of:

- Manual lever action grease pump, art. no. 4425;
- Metal drum cover, ø 290 - 330 mm, art. no. 074302;
- Follower plate, ø 310 - 260 mm, art. no. 4314;
- 1.5 m - rubber hose R1T, ø 1/4";
- Ball valve and rigid outlet pipe with 4 - jaws - hydraulic coupler, art.no. 4218.

Art.no. **5125/S**

Portable, manual grease supply kit such as art.no. 5125, but for 16/18 kg - pails with metal drum cover art.no. 4301, ø 240 - 283 mm, and follower plate art.no. 4311, ø 275 - 230 mm.

Art. no.	Max outlet pressure	Delivery per stroke	Connections	Weight	Dimensions (LxWxH) (mm)
<b>5125</b>	250 bar	8 g	1/4" BSP (M)	5 kg	340x340x630
<b>5125/S</b>					



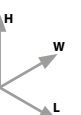
## 150 bar



Art.no. **5190**

Manual grease supply kit, consisting of metal 16 kg - pail with 2 wheels, pedal action pump, follower plate, ø 230 mm, art. no. 07 5131, 1.5 m - rubber hose R1AT, ø 1/4", ball valve and rigid outlet pipe with 4 - jaws - hydraulic coupler.

Art. no.	Max outlet pressure	Delivery per stroke	Connections	Weight	Dimensions (LxWxH) (mm)
<b>5190</b>	150 bar	7 g	1/4" BSP (M)	8 kg	510x580x880



250 bar



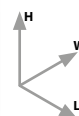
Art.no. **5100**

Portable, manual grease supply kit, consisting of metal 16 kg – pail, lever action grease pump, follower plate, ø 230 mm, art. no. 07 5131, 1.5 m - rubber hose R1AT, ø 1/4", ball valve and rigid outlet pipe with 4 – jaws – hydraulic coupler.



**MADE IN ITALY**

Art. no.	Max outlet pressure	Delivery per stroke	Connections	Weight	Dimensions (LxWxH) (mm)
<b>5100</b>	250 bar	8 g	1/4" BSP (M)	5.5 kg	240x490x630



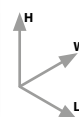
250 bar



Art.no. **5105**

Portable, manual grease supply kit, consisting of metal 16 kg – pail with 2 wheels, lever action grease pump, follower plate, ø 230 mm, art. no. 07 5131, 1.5 m - rubber hose R1AT, ø 1/4", ball valve and rigid outlet pipe with 4 – jaws – hydraulic coupler.

Art. no.	Max outlet pressure	Delivery per stroke	Connections	Weight	Dimensions (LxWxH) (mm)
<b>5105</b>	250 bar	8 g	1/4" BSP (M)	7.5 kg	250x540x630



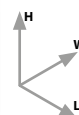
250 bar



Art.no. **5115**

Manual grease supply kit, consisting of metal 16 kg – pail, mounted on trolley, art.no. 4350, with fixation bracket, 2 wheels and frontal support leg, with lever action grease pump, follower plate, ø 230 mm, art. no. 07 5131, 1.5 m - rubber hose R1AT, ø 1/4", ball valve and rigid outlet pipe with 4 – jaws – hydraulic coupler.

Art. no.	Max outlet pressure	Delivery per stroke	Connections	Weight	Dimensions (LxWxH) (mm)
<b>5115</b>	250 bar	8 g	1/4" BSP (M)	8 kg	510x580x880



**Grease Power 750** is a manual grease supply kit, composed by a spring - loaded pump combined with a special control gun, dispensing the grease in pressure degrees up to 750 bar.

This system can be used in 3 different ways, offering the following results:

1. Delivery of 0.3 g of grease per squeeze with up to 750 bar pressure when the switch of the control gun is on "high pressure" - position. Ideal for unblocking dirty or resinified grease nipple valves.
2. Delivery of 1.1 g of grease per squeeze when switch of the control gun is on "high volume" - position. For normal grease supply operations.
3. Keeping the lever of the control gun pushed and pressing simultaneously the pump rod down by foot, a continuous grease flow at low pressure can be created.

This grease supply kit - thanks to its compactness and its independence from any pneumatic or electric supply - is the ideal, mobile equipment for any application in the field of lubrication.

**750 bar**



Art.no. **5110**

Portable, manual grease supply kit, consisting of:

- Metal 5 kg - pail with cover;
- Manual, spring - loaded piston grease pump;
- Follower plate;
- 1.5 m - rubber hose,  $\varnothing$  1/2" mm;
- Control gun with selector lever and rigid outlet pipe with 4 - jaws - hydraulic coupler.



Art. no.	Max outlet pressure	Max delivery per stroke	$\varnothing$ suction tube	Length suction tube	Weight	Dimensions (LxWxH) (mm)
<b>5110</b>	750 bar	8 g	28 mm	310 mm	6.5 kg	350x240x550



**750 bar**



Art.no. **5111**

Portable, manual grease supply kit, suitable for 18/25 kg - pails, consisting of:

- Manual, spring - loaded piston grease pump;
- Follower plate, 310 - 260 mm, art. no. 4314;
- 1.5 m - rubber hose,  $\varnothing$  1/2" mm;
- Metal drum cover,  $\varnothing$  290 - 330 mm, art. no. 4302;
- Control gun with selector lever and rigid outlet pipe with 4 - jaws - hydraulic coupler.



Art. no.	Max outlet pressure	Max delivery per stroke	$\varnothing$ suction tube	Length suction tube	Weight	Dimensions (LxWxH) (mm)
<b>5111</b>	750 bar	8 g	28 mm	370 mm	5.8 kg	350x480x630







Art.no. **5126**  
Art.no. **5127**  
Art.no. **5128**

Manual grease gun filler pump kit, consisting of manual lever action grease pump, metal drum cover, follower plate and rigid pipe with adapter for the connection of grease gun.

Suitable for grease up to a viscosity of NLGI 2.



Grease

Art. no.	Delivery	Diameter suction tube	Length suction tube	Diameter drum cover	Diameter follower plate	Diameter pails/drums	Suitable for pails/drums of	Weight
<b>5126</b>	30 g/stroke	40 mm	450 mm	283 mm	275 mm	240-283 mm	18 kg	5 kg
<b>5127</b>				330 mm	310 mm	290-330 mm	20 kg	6 kg
<b>5128</b>			750 mm	400 mm	390 mm	360-400 mm	50 kg	8 kg



Art.no. **5129/CL**  
Art.no. **5130/CL**  
Art.no. **5131/CL**

Manual grease transfer kit for the refilling of grease reservoirs in centralized lubrication systems, consisting of manual lever action grease pump, metal drum cover, follower plate, 2 m - rubber hose ø 1/2", hydraulic quick coupling, connection thread BSP 1/2" (F), in accordance with norm ISO 7241-1 B art.no. 4237 (see page 33).

Suitable for grease up to a viscosity of NLGI 2.

Art. no.	Delivery	Diameter suction tube	Length suction tube	Diameter drum cover	Diameter follower plate	Diameter pails/drums	Suitable for pails/drums of	Weight
<b>5129/CL</b>	30 g/stroke	40 mm	450 mm	283 mm	275 mm	240-283 mm	18 kg	6 kg
<b>5130/CL</b>				330 mm	310 mm	290-330 mm	20 kg	7 kg
<b>5131/CL</b>			750 mm	400 mm	390 mm	360-400 mm	50 kg	9 kg



Art.no. **4923**  
Art.no. **4963**  
Art.no. **4983**

Pneumatic grease transfer kit for the refilling of grease reservoirs in centralized lubrication systems, consisting of pneumatic 25:1 - grease pump, metal drum cover, follower plate, 2 m - rubber hose ø 1/2", hydraulic quick coupling, connection thread BSP 1/2" (F), in accordance with norm ISO 7241-1 B art.no. 4237 (see page 33).

Suitable for grease up to a viscosity of NLGI 3.

NOT INCLUDED

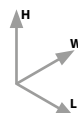
Art. no.	Delivery	Diameter suction tube	Length suction tube	Diameter drum cover	Diameter follower plate	Diameter pails/drums	Suitable for pails/drums of	Weight
<b>4923</b>	7000 g/min	28 mm	450 mm	330 mm	350 mm	290-330 mm	20 kg	10 kg
<b>4963</b>			750 mm	400 mm	390 mm	360-400 mm	50 kg	14 kg
<b>4983</b>			950 mm	600 mm	590 mm	560-600 mm	180 kg	16 kg

Art.no. **4400**  
Art.no. **4400/4**

Lever action grease gun, suitable for the use with bulk grease or with grease cartridges. With plastic flexible outlet hose  $\varnothing$  ext. 8 mm x 300 mm length, M 10x1, and 4 – jaws – hydraulic coupler. Suitable for grease up to a viscosity of NLGI 2.



Art. no.	Max delivery	Max outlet pressure	Capacity grease cartridge	Diameter suitable grease cartridge	Length suitable grease cartridge	Weight	Dimensions (LxWxH) (mm)
<b>4400</b>	1.2 cm <sup>3</sup> /stroke	300 bar	600 g	56 mm	300 mm	1.70 kg	150x60x480
<b>4400/4</b>		400 bar	400 g	52 mm	240 mm	1.70 kg	110x60x370

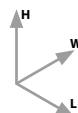


Art.no. **4450**  
Art.no. **4450/4**

Pneumatic grease gun, suitable for the use with bulk grease or with grease cartridges. With plastic flexible outlet hose  $\varnothing$  ext. 8 mm x 300 mm length, M 10x1, and 4 – jaws – hydraulic coupler. It is a single action mechanism (non-continuous grease supply): when activating the trigger, the internal piston moves and supplies grease; when the trigger is released, the piston returns in its initial position. By repeating this procedure the grease can be dispensed. Compressed air pressure: 4 – 8 bar. Suitable for grease up to a viscosity of NLGI 2.



Art. no.	Max delivery	Max outlet pressure	Capacity grease cartridge	Diameter suitable grease cartridge	Length suitable grease cartridge	Weight	Dimensions (LxWxH) (mm)
<b>4450</b>	1.2 cm <sup>3</sup> /stroke	300 bar	600 g	56 mm	300 mm	2 kg	240x70x550
<b>4450/4</b>		300 bar	400 g	52 mm	240 mm	2 kg	240x70x470



Art.no. **4450/C**

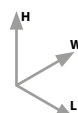
Pneumatic grease gun with a continuous grease flow, suitable for the use with bulk grease or with grease cartridges.

With rigid outlet pipe 150 mm length, M 10x1, and 4 – jaws – hydraulic coupler.

Compressed air pressure: 2 – 8 bar. Suitable for grease up to a viscosity of NLGI 2.



Art. no.	Max delivery	Max outlet pressure	Capacity grease cartridge	Diameter suitable grease cartridge	Length suitable grease cartridge	Weight	Dimensions (LxWxH) (mm)
<b>4450/C</b>	0.8 cm <sup>3</sup> /stroke	400 bar	400 g	52 mm	240 mm	2 kg	170x75x400



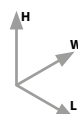
Art.no. **4408**

One-hand-operated grease gun, professional version, suitable for the use with bulk grease or with grease cartridges.

With plastic flexible outlet hose  $\varnothing$  ext. 8 mm x 300 mm length, M10x1, and 4 – jaws – hydraulic coupler. The grease gun can be used in a "high volume" or in a "high pressure" mode.



Art. no.	Max delivery	Max outlet pressure	Capacity grease cartridge	Diameter suitable grease cartridge	Length suitable grease cartridge	Weight	Dimensions (LxWxH) (mm)
<b>4408</b>	1.1 cm <sup>3</sup> /stroke	200 bar	400 g	52 mm	240 mm	1.6 kg	165x66x400
	0.8 cm <sup>3</sup> /stroke	300 bar					



Art. no. **4405** Cartridge with lithium grease, NLGI 2, with 600 g capacity. Diameter 56 mm, length 300 mm. Kinematic viscosity of the basing oil: 150 cSt, 40°C. Temperature range of use: -20°C - +120°C. According DIN 51502 K 2 K-20. Packaging unit: 15 pcs.



Art. no. **4406** Cartridge with lithium grease, NLGI 2, with 400 g capacity. Diameter 52 mm, length 235 mm. Kinematic viscosity of the basing oil: 150 cSt, 40°C. Temperature range of use: -20°C - +120°C. According DIN 1284. Packaging unit: 15 pcs.



Imported product

Art.no. **4452**  
Art.no. **4452/4**

Electric grease gun with two 18 VDC - batteries, suitable for the use with bulk grease or with grease cartridges. With plastic flexible outlet hose  $\varnothing$  ext. 8 mm x 1000 mm length, M 10x1, and 4 - jaws - hydraulic coupler. The grease is dispensed continuously; by pushing the trigger of the grease gun, the internal gears start moving and the grease is supplied. When the trigger is released again, the grease flow stops.

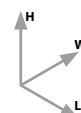
Batteries: 18 VDC (1300 mAh), time for recharging: 1 hour (according to the ROHS - directive).

Batteries recharger: 230 VAC (18 VDC, 50 Hz).

Supplied in a plastic case with a lever grease gun head for the use as lever grease gun.

Suitable for grease up to a viscosity of NLGI 2.

Art. no.	Max delivery	Max outlet pressure	Capacity grease cartridge	Diameter suitable grease cartridge	Length suitable grease cartridge	Weight	Dimensions (LxWxH) (mm)
<b>4452</b>	1.1	300 bar	600 g	56 mm	300 mm	7.5 kg	540x110x500
<b>4452/4</b>	cm <sup>3</sup> /stroke	300 bar	400 g	52 mm	240 mm	7.5 kg	540x110x410

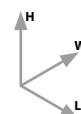


Imported product

Art.no. **4453**

Electric grease gun with 18 VDC - battery, art.no. 4452/4, but additionally equipped with an electronic oval gears flow meter for grease, art.no. 4289 (see description on page 34!).

Art. no.	Max delivery	Max outlet pressure	Capacity grease cartridge	Diameter suitable grease cartridge	Length suitable grease cartridge	Weight	Dimensions (LxWxH) (mm)
<b>4453</b>	1.1	300 bar	400 g	52 mm	240 mm	8.7 kg	540x110x410



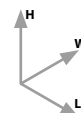
Art.no. **4411**

Two-hand-operated grease gun, suitable for the use with 500 g - screw-in grease cartridges.

With hose bracket, plastic flexible outlet hose  $\varnothing$  ext. 8 mm x 300 mm length, M 10x1, and 4 - jaws - hydraulic coupler.

Lubrication by vacuum generation.

Art. no.	Max delivery	Max outlet pressure	Capacity grease cartridge	Weight	Dimensions (LxWxH) (mm)
<b>4411</b>	2	400 bar	500 g	0.85 kg	195x30x350



Art.no. **5675 - 5676 - 5677**

Push type grease gun, in galvanized steel, with pointed coupler (for grease nipples DIN 3405) and hollow-type coupler (for grease nipples DIN 71412), connection M 10x1. Suitable for the use with grease and oil.

Art. no. 5675 capacity 80 ml

Art. no. 5675 capacity 150 ml

Art. no. 5675 capacity 300 ml

Art.no. **5680**

Push type grease gun, in plastic, capacity 50 ml, with hollow-type coupler (for grease nipples DIN 71412), connection M 10x1. Suitable for the use with grease and oil.



Art.no. **4200**

Art.no. **4201**

Art.no. **4200**

High pressure grease control gun, steel body, inlet connection 1/4" BSP (M), outlet connection M 10x1.  
Working pressure up to 800 bar.

Art.no. **4201**

High pressure grease control gun art.no. 4200, but additionally equipped with a trigger guard.



Art.no. **4206**

Art.no. **4205**

Art.no. **4205**

High pressure grease control gun with 300 mm – steel braid rubber outlet hose ø ext. 10 mm and 4 - jaws - hydraulic coupler.  
Working pressure up to 800 bar.

Art.no. **4206**

High pressure grease control gun art.no. 4205, but additionally equipped with a trigger guard.



Art.no. **4207**

Art.no. **4208**

Art.no. **4208**

High pressure grease control gun with rigid outlet pipe and 4 – jaws – hydraulic coupler.  
Working pressure up to 800 bar.

Art.no. **4207**

High pressure grease control gun art.no. 4208, but additionally equipped with a trigger guard.



Art.no. **4209**

Art.no. **4204**

Art.no. **4209**

High delivery grease control gun for the transfer of grease, with rigid outlet, ø 20 mm.  
Working pressure up to 200 bar, burst pressure 350 bar.

Art.no. **4204**

Grease control gun for the transfer of grease, with rigid outlet, ø 16 mm. Working pressure up to 180 bar, burst pressure 320 bar.



Art.no. **4228**

Art.no. **4221**

Art.no. **4221**

High pressure rotating "Z" – swivel, connections 1/4" BSP (M – F). For the installation between hose and control gun. Allows a complete 360° - rotation on the 3 axes, also under pressure.

Art.no. **4228**

Straight high pressure rotating swivel, connections 1/4" BSP (M – F). For the installation between hose and control gun. Allows a complete 360° - rotation on the 1 axe, also under pressure.





Art.no. **4220** - Hydraulic 4 – jaws – coupler, standard version, steel body, height 36 mm, for hydraulic-type grease nipples according to DIN 71412, connection M 10x1.

Art.no. **4224** - Giant button head coupler, steel body, for button head grease nipples with  $\varnothing$  22 mm according to DIN 3404; connection M 10x1.

Art.no. **4225** - Hydraulic 4 – jaws – coupler, steel body, for hydraulic-type grease nipples according to DIN 71412, connection M 10x1, with 90° – curved swivel adapter.

Art.no. **4226** - Button head coupler, steel body, for button head grease nipples with  $\varnothing$  15 mm according to DIN 3404; connection M 10x1.

Art.no. **4227** - Reverse button head coupler, steel body, for button head grease nipples with  $\varnothing$  15 mm according to DIN 3404; connection M 10x1.

Art.no. **4251** - Pointed coupler, steel body, for flush-type grease nipples according to DIN 3405; connection M 10x1.

Art.no. **4252** - Pin pointed coupler, steel body, for flush-type grease nipples according to DIN 3405; connection M 10x1.

Art.no. **4253** - Hollow-type coupler, steel body, for ball-type and hydraulic-type grease nipples according to DIN 71412; connection M 10x1.

Art.no. **4254** - Bayonet coupler, steel body, for bayonet grease nipples; connection M 10x1.

Art.no. **4255** - Hydraulic 4 – jaws – coupler, heavy duty version, steel body, height 48 mm, with ball valve, for hydraulic-type grease nipples according to DIN 71412, connection M 10x1. Suitable also for applications with oil.

Art.no. **4259** - Needle nose adapter with quick coupling for the connection to hydraulic couplers, ideal for the lubrication of hard-to-reach points, especially for cardan shafts and small grease nipples, needle length 55 mm.

All couplers are available also with thread G 1/8" (F) on demand.  
Please add suffix /18 to the article number (f. ex. 4255/18).



Art.no. **4215** - Extension pipe for hydraulic 4 – jaws – couplers, length 130 mm, with quick coupling and connection M 10x1.

Art.no. **4216** - Double steel braid rubber outlet hose 1/4", SAE 100 R2 AT, length 400 mm; connections M 10x1 – 1/4" BSP (M).

Art.no. **4217** - Steel braid rubber outlet hose DIN 1293  $\varnothing$  ext. 10 mm, length 400 mm, max. working pressure 400 bar, burst pressure 1000 bar; connections M 10x1.

Art.no. **4217/1000** - Steel braid rubber outlet hose DIN 1293  $\varnothing$  ext. 10 mm, length 1000 mm, max. working pressure 400 bar, burst pressure 1000 bar; connections M 10x1.

Art.no. **4217+4220** - Steel braid rubber outlet hose  $\varnothing$  ext. 10 mm, length 400 mm, max. working pressure 400 bar, burst pressure 1000 bar with hydraulic 4 – jaws – coupler; connections M 10x1.

Art.no. **4218** - Angled rigid outlet pipe, length 200 mm, with hydraulic 4 – jaws – coupler; connections M 10x1.

Art.no. **4219** - Angled rigid outlet pipe, length 130 mm; connections M 10x1.

Art.no. **4234** - Angled rigid outlet pipe, connection 1/2" (M), with quick coupling, for the grease refilling of lever grease guns through grease gun filler pumps.

Art.no. **4216 + 4233** - Double steel braid rubber outlet hose 1/4", length 400 mm, connection 1/4" (M), with steel quick coupling, connection thread BSP 1/4" (F), in accordance with norm ISO 7241-1 B, to be connected on grease reservoirs in centralized lubrication systems for refilling.

Art.no. **4235** - Curved rigid outlet pipe, connection  $\varnothing$  1/2" (M), for the refilling of grease reservoirs in centralized lubrication systems.

Art.no. **4233** - Steel quick coupling, connection thread BSP 1/4" (F), in accordance with norm ISO 7241-1 B, suitable for the use with refilling accessories for the refilling of grease reservoirs in centralized lubrication systems.

Art.no. **4233M** - Hydraulic quick connector, in accordance with norm ISO 7241-1 B, connection thread BSP 1/4" (M), suitable for the use in combination with art.no. 4233.

Art.no. **4237** - Hydraulic quick coupling, connection thread BSP 1/2" (F), in accordance with norm ISO 7241-1 B, suitable for the use with refilling accessories for the refilling of grease reservoirs in centralized lubrication systems.

Art.no. **4237M** - Hydraulic quick connector, connection thread BSP 1/2" (M), in accordance with norm ISO 7241-1 B, suitable for the use with refilling accessories for the refilling of grease reservoirs in centralized lubrication systems.

Electronic flow meters based on the oval gears measuring principle. The flow meters are instruments equipped with an electronic component that permits by the use of a sensor to measure the flow of grease passing through it and transmitting then a signal on a liquid crystal display. The use of this instrument is suitable in all grease supply systems and enables the user to control and to measure the grease flow. Not approved for fiscal transactions.

Grease

Art.no. 4289



Art.no. 4286

Electronic oval gears grease flow meter, series **"Grease Control"**, with grease control gun, rigid outlet pipe and hydraulic 4 – jaws – coupler. The calibration of the meter can also be made by the user. Equipped with 2 batteries of 1.5 VDC.

Art.no. 4289

Electronic oval gears grease flow meter, series **"Grease Control"**, suitable for the use as inline meter. The calibration of the meter can also be made by the user. Equipped with 2 batteries of 1.5 VDC.

Art. no.	4286	4289
Connections	1/4" BSP (M)	M 10x1 (F)
Delivery min – max	0.20 - 2 kg/min	
Temperature	+ 2°C / + 50°C	
Max pressure	400 bar	
Precision	+/- 0.3% *	
Total max (resettable)	999.9 kg	
Total max (non resettable)	9999 kg	
Weight	1.4 kg	1.2 kg

\*Basic calibration made in factory with grease NLGI 0

Preset Function



Art.no. 4236

Electronic oval gears grease flow meter, series **"Grease Gate"**, with preset function of the desired grease quantity to be supplied. With grease control gun, rigid outlet pipe and hydraulic 4 – jaws – coupler. The preset function introduces a certain degree of automation since it becomes possible to predetermine the dosages and to stop the grease flow automatically once the preselected value has been reached. The calibration of the meter can also be made by the user.

Art. no.	4236
Connections	1/4" BSP (M)
Delivery min – max	0.10 - 2 kg/min
Temperature	+ 2°C / + 50°C
Max pressure	300 bar
Precision	+/- 0.5%*
Lowest preselection value	0.010 kg
Total max (resettable)	999.9 kg
Total max (non resettable)	9999 kg
Weight	1.7 kg

\*Basic calibration made in factory with grease NLGI 0

Electronic flow meters based on the oval gears measuring principle. The flow meters are instruments equipped with an electronic component that permits by the use of a sensor to measure the flow of grease passing through it and transmitting then a signal on a liquid crystal display. The use of this instrument is suitable in all grease supply systems and enables the user to control and to measure the grease flow. Not approved for fiscal transactions.



Art.no. **4285**

Electronic oval gears grease flow meter, with grease control gun and rigid outlet pipe, for the measurement of regular quantities in grease transfer applications at relatively low pressure.

The calibration of the meter can also be made by the user.

Art. no.	4285
Connections	1/2" BSP (M)
Delivery min – max	0.05 – 5 kg/min
Temperature	+2°C / + 50°C
Max pressure	50 bar
Precision	+/- 1% *
Total max (resettable)	999.9 kg
Total max (non resettable)	9999 kg
Weight	1.4 kg

\*Basic calibration made in factory with grease NLGI 0

Art.no. **4282**



Art.no. **4287**

Electronic oval gears grease flow meter, with grease control gun and rigid outlet pipe, for the measurement of high quantities in grease transfer applications with pneumatic pumps of the series "Power Bull" at relatively low pressure.

The calibration of the meter can also be made by the user.

Art.no. **4282**

Electronic oval gears grease flow meter for the measurement of high quantities in grease transfer applications suitable for the use as inline meter.

Art. no.	4287	4282
Connections	1" BSP (M)	1" BSP (F)
Delivery min – max	0.5 – 20 kg/min	
Temperature	+2°C / + 50°C	
Max pressure	150 bar	
Precision	+/- 1% *	
Total max (resettable)	999.9 kg	
Total max (non resettable)	9999 kg	
Weight	3 kg	1.6 kg

\*Basic calibration made in factory with grease NLGI 0

new



Metal drum cover, available in different dimensions to suit to the various types of grease drums, including butterfly screws for the fixation of the cover on the drum as well as bung adapter for the fixation of the pump in vertical position.

Art. no.	Suitable for external drum diameters of	Bore suitable for suction tube diameter of	Suitable for pails/drums of	Weight
<b>4301</b>	240 - 283 mm	28 mm	18 kg	2,4 kg
<b>4302</b>	290 - 330 mm		20 kg	2,6 kg
<b>4302/FP</b>				2,7 kg
<b>4302S</b>	310 - 350 mm		25 kg	2,6 kg
<b>4305</b>	360 - 400 mm		50 kg	2,8 kg
<b>4305L</b>	348 - 388 mm			
<b>4305S</b>	410 - 450 mm			
<b>4305/TP</b>	360 - 400 mm	40 mm		
<b>4308</b>	560 - 600 mm	28 mm	180 kg	3,2 kg
<b>4308/TP</b>		40 mm		
<b>4308/TP33</b>		33 mm		

Follower plate with rubber edge, available in different dimensions to suit to the various types of grease drums. The follower plate causes a constant grease level inside of the drum and helps to avoid any air pockets inside of the grease close to the suction tube as well as any disposals of grease on the inner surface of the drum.

new



Art.no. **4319/SP**  
Art.no. **4319/TP33**

Art. no.	Total diameter follower plate	Diameter metal disc	Bore suitable for suction tube diameter of	Suitable for pails/drums of	Weight
<b>4310</b>	205 mm	150 mm	28 mm	5 kg	0.7 kg
<b>4311</b>	275 mm	230 mm		18 kg	0.9 kg
<b>4312</b>	350 mm	285 mm		20 kg	1.5 kg
<b>4312S</b>	340 mm	286 mm		25 kg	1.6 kg
<b>4314</b>	310 mm	260 mm		20 kg	1.3 kg
<b>4315</b>	330 mm				1.2 kg
<b>4317</b>	390 mm	325 mm	28 mm	50 kg	1.8 kg
<b>4317/TP</b>			40 mm		
<b>4319</b>	590 mm	540 mm	28 mm	180 kg	5.0 kg
<b>4319/SP</b>			28 mm		4.2 kg
<b>4319/TP</b>			40 mm		4.9 kg
<b>4319/TP33</b>			33 mm		

Art.no. **4328**

Plastic bung adapter for fixation of pumps, 2" BSP (M) x 28 mm.

Art.no. **4333**

Plastic bung adapter for fixation of pumps, 2" BSP (M) x 33 mm.

Art.no. **4340**

Plastic bung adapter for fixation of pumps, 2" BSP (M) x 40 mm.

Art.no. **4341**

Plastic lock ring for bung adapter, 2" BSP (M), for art. nos. 4328, 4340 and 4333.



Art.no. **4328**



Art.no. **4333**  
Art.no. **4340**



Art.no. **4341**





Art.no. **4309**

Metal drum cover, including metal bung adapter and metal counter-ring, suitable for the use of pneumatic grease pumps of series "Power Bull" on 180 kg – drums. Total diameter 600 mm, diameter of bore for suction tube in bung adapter of 50 mm. Suitable for art. nos. 4048 - 4049 - 4050 - 4051 - 4097/180 - 5090.

Art.no. **4309/70**

Metal drum cover such as art. no. 4309, but including bung adapter with diameter of bore for suction tube of 70 mm. Suitable for art. nos. 4046 - 4047 and 5091.



Art.no. **4320**

Follower plate with rubber edge, for applications with pneumatic grease pumps of series "Power Bull" on 180 kg – drums. The follower plate causes a constant grease level inside of the drum and helps to avoid any air pockets inside of the grease close to the suction tube as well as any disposals of grease on the inner surface of the drum.

Total diameter of follower plate 590 mm, diameter of metal disc 540 mm, diameter of bore for suction tube 50 mm.

Suitable for art. nos. 4048 - 4049 - 4050 - 4051 - 4097/180 and 5090.

Art.no. **4320/70**

Follower plate such as art. no. 4320, but diameter of bore for suction tube 70 mm. Suitable for art. nos. 4046 - 4047 and 5091.



Art.no. **4343/50**



Art.no. **4343/70**



Art.no. **4343/71**



Art.no. **4342/70**



Art.no. **4342/50**

Art.no. **4343/50**

Metal bung adapter for the fixation of pumps, series "Power Bull", 2" BSP (M) x 50 mm, on drums. Suitable for art. nos. 4048 – 4049 – 4050 – 4051 and 5090.

Art.no. **4343/70**

Metal bung adapter for fixation of pumps, series "Power Bull", 2" BSP (M) x 70 mm, on drums. Suitable for art. nos. 4046 - 4047 and 5091.

Art.no. **4343/71**

Metal lock ring for bung adapter, 2" BSP (M), for art. no. 4343/70.

Art.no. **4342/50**

Metal flange plate for fixation of pumps, series "Power Bull", with suction tube diameter 50 mm, without bung adapter. Suitable for art. nos. 4048 – 4049 – 4050 – 4051 and 5090.

Art.no. **4342/70**

Metal flange plate for fixation of pumps, series "Power Bull", with suction tube diameter 70 mm, without bung adapter. Suitable for art. nos. 4046 - 4047 and 5091.

new



Art.no. **4387**

Standpipe assembly for floor mounting of pneumatic grease pumps, series Power Bull. and connection with bulk tank. inlet connection thread: 3" NPT (F), outlet connection thread: 2" BSP (F).

Height: 200 mm

Internal diameter: 70 mm.

Art.no. **4387/50**


Same as art. no. 4387 but with internal diameter 50 mm.



**FLEXBIMEC** produces a wide range of pneumatic oil pumps that offers an appropriate solution for any kind of fluid viscosity, required delivery, pumping distance, necessary outlet pressure, ambient temperature as well as for simultaneous fluid supplies and any type of storage container.

In the following charts the essential data for selecting the adequate pump for the individual requirements are shown.

For more detailed information please see the following pages.



Art. no.	Delivery			
2040	48 l/min			
2043	35 l/min			
2043/L	35 l/min			
2044	35 l/min			
2047	35 l/min			
2047/L	35 l/min			
2049	35 l/min			

Art. no.	Delivery			
2020	24 l/min			
2030	24 l/min			
2073	17 l/min			
2074	17 l/min			
2032	21 l/min			
2033	21 l/min			
2038	21 l/min			
2020TWDE	28 l/min			
2030TWDE	28 l/min			

Art. no.	Delivery			
2025	15 l/min			
2035	15 l/min			
2075	13 l/min			
2075/L	13 l/min			
2076	13 l/min			
2061	18 l/min			
2059	18 l/min			
2025TWDE	22 l/min			
2035TWDE	22 l/min			
2075/LTWDE	20 l/min			

These pumps are recommended for the use

- at pumping distances up to 15 m,
- with low viscosity fluids.

These pumps are recommended for the use

- at pumping distances up to 100 m,
- with low and medium viscosity fluids.

These pumps are recommended for the use

- at pumping distances up to 200 m,
- with low and medium viscosity fluids,
- with high viscosity fluids at shorter pumping distances.

See page 40

See pages 41-43 and 44

See pages 42-43

## Legend

Oil SAE 0/40		Oil SAE 90		Oil SAE 240		Waste oil		Antifreeze	
--------------	--	------------	--	-------------	--	-----------	--	------------	--

The **FLEXBIMEC** oil pump range is completed by the industrial pump series **"Power Bull"** with high delivery pumps for the supply of fluid lubricants in demanding conditions. These pumps are particularly recommended for the distribution of medium or high viscosity oils in applications or pipeworks where a simultaneous supply in different distribution points at high pressure and high delivery is required. The elevated quality of the used materials and the innovative constructional concept of the pneumatic motors of this line assure the following characteristics and advantages:

- Efficiency of a constant flow,
- Low noise level,
- Limited number of piston strokes,
- Low vibrations,
- Easy maintenance and interchangeability of components.

## Series Tapir



Art.no. 2012   Art.no. 2013   Art.no. 2016

## Industrial pump series "Power Bull" Single acting models



Art.no. 2055   Art.no. 2056   Art.no. 2096   Art.no. 2097   Art.no. 2098  
Art.no. 2097/DE

## Industrial pump series "Power Bull" Double acting models



Art.no. 2092   Art.no. 2093   Art.no. 2094

Art.no.	Ratio	Delivery			
2012	6:1	32 l/min			
2013	2:1	48 l/min			
2014	5:1	18 l/min			
2015	5:1	18 l/min			
2016	6:1	32 l/min			

These pumps are recommended

- to achieve high deliveries in the use with low viscosity fluids (art.no. 2013),
- for the use with low and medium viscosity fluids at pumping distances of more than 300 m,
- for the use with high viscosity fluids at long pumping distances (art. nos. 2012 and 2016)
- for simultaneous fluid supplies.

See page 45

Art.no.	Ratio	Delivery			
2055	10:1	27 l/min			
2056	16:1	15 l/min			
2096	6:1	56 l/min			
2097	10:1	46 l/min			
2097/DE	10:1	56 l/min			
2098	1.5:1	122 l/min			

These pumps are recommended

- to achieve very high deliveries in the use with low viscosity fluids (art. no. 2098),
- for the use with low and medium viscosity fluids at pumping distances of more than 300 m,
- for the use with high viscosity fluids at long pumping distances (art. nos. 2055, 2056, 2096, 2097, 2097/DE),
- for simultaneous fluid supplies.

See page 47

Art.no.	Ratio	Delivery			
2057	10:1	27 l/min			
2058	16:1	15 l/min			
2088	4:1	64 l/min			
2091	6:1	42 l/min			
2092	7:1	40 l/min			
2093	4:1	62 l/min			
2094	6:1	55 l/min			

These pumps are recommended

- to achieve high deliveries in the use with low viscosity fluids,
- for the use with low and medium viscosity fluids at pumping distances of more than 300 m,
- for the use with high viscosity fluids at long pumping distances,
- for simultaneous fluid supplies.

See pages 46-48

### Legend

Oil SAE 0/40		Oil SAE 90		Oil SAE 240		Waste oil		Antifreeze	
--------------	--	------------	--	-------------	--	-----------	--	------------	--

Pneumatic pumps for the transfer of low viscosity oils and antifreeze at high delivery and short pumping distances.

**STANDARD  
SERIES**

1:1



Single acting - 35 l/min

Art.no. **2043**  
**Oil**  
**Waste oil**

Art.no. **2049**  
**Pure antifreeze**



Single acting - 35 l/min

Art.no. **2043/L**  
**Oil**

Art.no. **2047/L**  
**Pure antifreeze**



Double acting - 48 l/min

Art.no. **2040**  
**Oil**

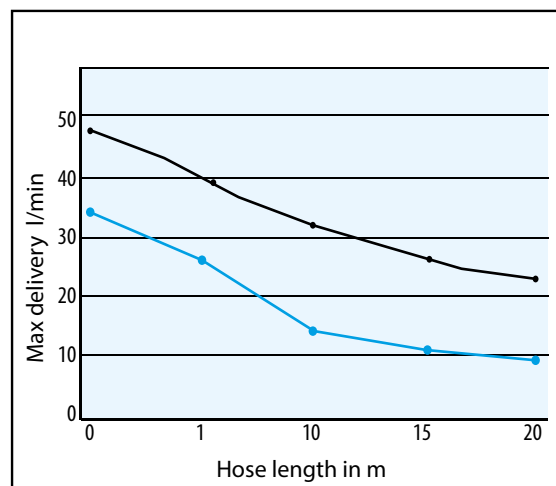


Art.no. **2044** **Oil / Waste oil**

Art.no. **2047** **Antifreeze**

Art. no.	2040	2043 2049	2044 2047	2043/L 2047/L
Compressed air supply	Pressure min 2 - max 8 bar (30 - 120 psi)			
Compression ratio	1.4:1	1:1		
Outlet pressure	10 bar (145 psi)	8 bar (116 psi)		
Delivery	48 l/min	35 l/min		
Connection compressed air	1/4" BSP (F)			
Connection lubricant outlet	3/4" BSP (M)			
Max air consumption with 8 bar pressure	210 l/min			
Length suction tube	950 mm	250 mm	-	950 mm
Diameter suction tube	55 mm			
Suitable for drums of	208 l	Any	Any	208 l
Weight	6.6 kg	4.4 kg	4.5 kg	5.2 kg
Dimensions (LxWxH) (mm)	95x95x1180	95x95x530	110x110x530	95x95x1180

See accessories on pages 49-51 and 62-71!



The a. m. performance values are based upon the following test conditions: Hydraulic oil ISO 68 at 22°C - Compressed air pressure 8 bar - free flow outlet.



Pneumatic pumps for the supply of low and medium viscosity oils and antifreeze for the use in mobile kits or in pipeworks.

## STANDARD SERIES

3:1



Single acting - 20.5 l/min

Art.no. **2071**  
**Oil**



Double acting - 23.7 l/min

Art.no. **2030**  
**Oil**



Double acting - 23.7 l/min

Art.no. **2020**  
**Oil**  
Art.no. **2020130**  
**Oil IBC 1000 l**



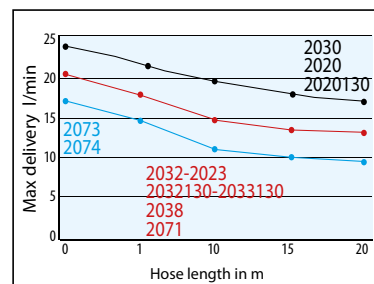
Single acting - 16.7 l/min

Art.no. **2073**  
**Oil**  
Art.no. **2074**  
**Pure antifreeze**



Double acting - 20.5 l/min

Art.no. **2038**  
**Oil**  
Art.no. **2032**  
**Oil IBC 1000 l**  
Art.no. **2033**  
**Pure antifreeze**  
Art.no. **2032130**  
**Oil IBC 1000 l**  
Art.no. **2033130**  
**Pure antifreeze IBC 1000 l**



See accessories on pages 49-51 and 62-71!

Art. no.	2030	2020	2020130	2073 2074	2032 2033	2032130 2033130	2038	2071
Compressed air supply	Pressure min 2 - max 8 bar (30 - 120 psi)							
Compression ratio	3:1							
Outlet pressure	24 bar (350 psi)							
Delivery	23.7 l/min			16.7 l/min	20.5 l/min			
Connection compressed air	1/4" BSP (F)							
Connection lubricant outlet	1/2" BSP (M)							
Max air consumption with 8 bar pressure	210 l/min							
Length suction tube	750 mm	950 mm	1300 mm	950 mm		1300 mm	380 mm	176 mm
Diameter suction tube	40 mm							
Suitable for drums of	60 l	208 l	1000 l	208 l		1000 l	Any	Any
Weight	5 kg	6 kg	6.2 kg	9 kg	5.2 kg	5.4 kg	4.5 kg	3.7 kg
Dimensions (LxWxH) (mm)	95x95x1070	95x95x1270	95x95x1500	95x95x1270	95x95x530	95x95x1500	95x95x700	95x95x415



The a. m. performance values are based upon the following test conditions: Hydraulic oil ISO 68 at 22°C - Compressed air pressure 8 bar - free flow outlet.

Pneumatic pumps for the supply of medium and high viscosity oils for the use in mobile kits or in pipeworks.

## STANDARD SERIES

Oil



Double acting - 15 l/min

Art.no. **2035**  
**Oil**



Double acting - 15 l/min


Art.no. **2025**  
**Oil**  
Art.no. **2025130**  
**Oil IBC 1000 l**



Single acting - 13 l/min

Art.no. **2075/L**  
**Oil**

5:1



Single acting - 13 l/min

Art.no. **2076**  
**Oil**

Art.no. **2076130**  
**Oil IBC 1000 l**



Double acting - 18 l/min

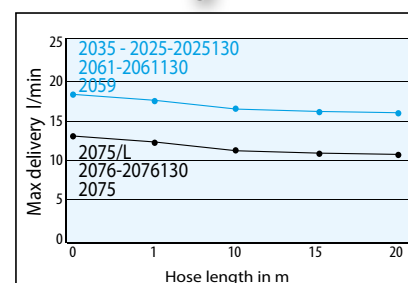
Art.no. **2061**

Art.no. **2061130**  
**Oil IBC 1000 l**

See accessories on pages 49-51 and 62-71!

Art. no.	2035	2025 2025130	2061 2061130	2075/L	2076 2076130	2059	2075
Compressed air supply	Pressure min 2 - max 8 bar (30 - 120 psi)						
Compression ratio	5:1						
Outlet pressure	40 bar (580 psi)						
Delivery	18 l/min			13 l/min		18 l/min	13 l/min
Connection compressed air	1/4" BSP (F)						
Connection lubricant outlet	1/2" BSP (M)						
Max air consumption with 8 bar pressure	210 l/min						
Length suction tube (mm)	750	950/1300	950/1300	950	950/1300	260	
Diameter suction tube	40 mm					45 mm	40 mm
Suitable for drums of	60 l	208/1000 l	208/1000 l	208 l	208/1000 l	Any	Any
Weight	5.2 kg	5.8 kg	9 kg	9 kg	5 kg	4.6 kg	4 kg
Dimensions (l xWxH) (mm)	95x95x1070	95x95x1270			95x95x950	95x95x700	95x95x560

The a. m. performance values are based upon the following test conditions: Hydraulic oil ISO 68 at 22°C  
Compressed air pressure 8 bar - free flow outlet.



Pneumatic oil pumps with double compressed air outlet distributor, assuring higher delivery rates compared to the standard versions.

## TWDE SERIES

3:1



Double acting - 28 l/min

Art.no. **2030 TWDE**



Double acting - 28 l/min

Art.no. **2020 TWDE**



Double acting - 22 l/min

Art.no. **2035 TWDE**

5:1



Double acting - 22 l/min

Art.no. **2025 TWDE**

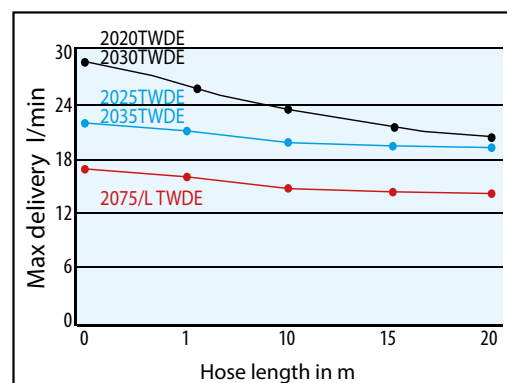


Single acting - 17 l/min

Art.no. **2075/L TWDE**

See accessories on pages 49-51 and 62-71!

Art. no.	2020TWDE	2030TWDE	2025TWDE	2035TWDE	2075/L TWDE
Compressed air supply	Pressure min 2 - max 8 bar (30 - 120 psi)				
Rapporto compressione	3:1		5:1		
Pressione di uscita	24 bar (350 psi)		40 bar (580 psi)		
Delivery	28 l/min		22 l/min		17 l/min
Connection compressed air	1/4" BSP (F)				
Connection lubricant outlet	1/2" BSP (M)				
Max air consumption with 8 bar pressure max	230 l/min		260 l/min		230 l/min
Length suction tube	950 mm	650 mm	950 mm	650 mm	950 mm
Diameter suction tube	40 mm				
Suitable for drums of	208 l	60 l	208 l	60 l	208 l
Weight	5.5 kg	5 kg	5.7 kg	5.3 kg	4 kg
Dimensions (LxWxH) (mm)	95x95x1270	95x95x1070	95x95x1270	95x95x1070	95x95x1270




The a. m. performance values are based upon the following test conditions: Hydraulic oil ISO 68 at 22°C - Compressed air pressure 8 bar - free flow outlet.

Pneumatic pumps for the supply of oils, approved for fiscal transactions according to the European Directive 2014/32/EU, better known as Measurement Instrument Directive (MID) MI-005, meeting also the requirements of OIML R117-1 (DIN 19217).

MID MI-005  
Approved

**EUROPEAN PATENT**  
**19162312.3-1101**  
**102018000003982**



Art. no. 2050

Art. no. 2051

Automatic air separator kits, suitable to separate the air eventually present in the suction line from the oil, available with (= art. no. 2051) or without (= art. no. 2050) automatic pump stop device, approved **according to OIML R117-1**; includes also manometer for the control of the outlet pressure and non-return valve.

By installing the air separator at the fluid outlet of a pump can be achieved the working conditions needed to meet the requirements of the directive **MID MI-005** in combination with an oil flow meter that must also be approved for fiscal transactions.

Art. no. 2050

Air separator kit without automatic pump stop device.

Art. no. 2051

Air separator kit with automatic pump stop device (stopping the pump as soon as air is sucked into the suction line due to an empty drum or tank)

See accessories on pages 49-51 and 62-71!

Art. no.	2023	2024	2063	2064	2063130	2064130
Compressed air supply	Pressure min 2 - max 8 bar (30 - 120 psi)					
Compression ratio	3:1					
Outlet pressure	20 bar (290 psi)					
Delivery	Min. 0.5 l/min. – max. 10 l/min.					
Connection compressed air	1/4" BSP (F)					
Connection lubricant outlet	1/2" BSP (M)					
Max air consumption with 8 bar pressure max	210 l/min					
Length suction tube	950 mm				1500 mm	
Diameter suction tube	40 mm					
Suitable for drums of	208 l				1000 l	
Weight	8.5 kg	8.6 kg	8.8 kg	8.9 kg	9 kg	9.1 kg
Dimensions (LxWxH) (mm)	95x1200x1300				95x1200x1400	

Art. no. 2023  
Art. no. 2063

Double acting pneumatic pumps, for the mounting directly in 208 l – drums (= art. no. 2023, based on pump art. no. 2020) or as wall-mounted pump kits (= art. no. 2063, based on pump art. no. 2032) with air separator kit art. no. 2050, patented, (without automatic pump stop) **according to OIML R117-1**, approved for the use in fiscal transactions.

Art. no. 2024  
Art. no. 2064

Double acting pneumatic pumps, for the mounting directly in 208 l – drums (= art. no. 2024, based on pump art. no. 2020) or as wall-mounted pump kits (= art. no. 2064, based on pump art. no. 2032) with air separator kit art. no. 2051, patented, (with automatic pump stop, stopping the pump as soon as air is sucked into the suction line due to an empty drum or tank) **according to OIML R117-1**, approved for the use in fiscal transactions.

The a. m. performance values are based upon the following test conditions: Hydraulic oil ISO 68 at 22°C - Compressed air pressure 8 bar - free flow outlet.



Pneumatic pumps for the supply of medium and high viscosity oils for the use in mobile kits or in pipeworks.

## TAPIR SERIES

6:1

2:1


5:1

5:1

6:1



Art.no. 2012




Art.no. 2013



Art.no. 2015

Double acting - 18 l/min

Double acting - 32 l/min



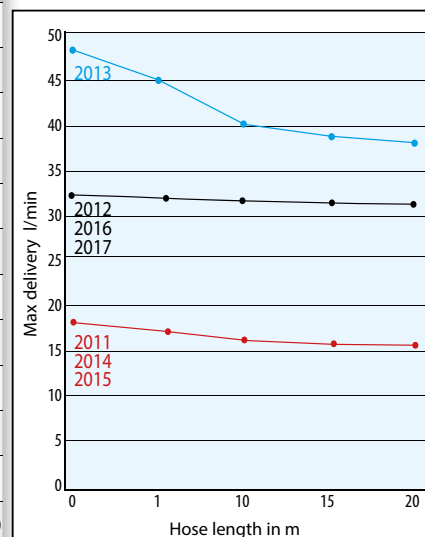
Art.no. 2014



Art.no. 2016

See accessories on pages 49-51 and 62-71!

Art. no.	2011	2012	2013	2014	2015	2016	2017
Compressed air supply	Pressure min 2 - max 8 bar (30 - 120 psi)						
Compression ratio	5:1	6:1	2:1	5:1		6:1	
Outlet pressure	40 bar (580 psi)	48 bar (700 psi)	16 bar (232 psi)	40 bar (580 psi)		48 bar (700 psi)	
Delivery	18 l/min	32 l/min	48 l/min	18 l/min		32 l/min	
Connection compressed air	1/4" BSP (F)	1/2" BSP (F)		1/4" BSP (F)		1/2" BSP (F)	
Connection lubricant outlet	3/4" BSP (M)						
Max air consumption with 8 bar pressure	220 l/min	260 l/min		220 l/min		260 l/min	260 l/min
Length suction tube	380 mm			950 mm			240 mm
Diameter suction tube	-	40 mm	55 mm	40 mm			-
Suitable for drums of	Any			208 l			Any
Weight	7.5 kg	11 kg	8.5 kg	9.2 kg	8.2 kg	12.5 kg	7.8 kg
Dimensions (LxWxH) (mm)	95x95x780	95x95x1270		95x95x1500	95x95x1270	95x95x1500	95x95x700



The a. m. performance values are based upon the following test conditions: Hydraulic oil ISO 68 at 22°C - Compressed air pressure 8 bar - free flow outlet.

Heavy duty pneumatic pumps, industrial pump series "Power Bull", designed for the supply of oil under demanding conditions. Particularly suitable for the oil distribution in pipeworks and installations where a simultaneous supply of oil is required on different dispensing points at high pressure and/or with a high delivery.

## POWER BULL SERIES




Single acting - Delivery 27 l/min

Art.no. **2057**




Single acting - Delivery 15 l/min

Art.no. **2058**



Double acting - Delivery 64 l/min

Art.no. **2088**

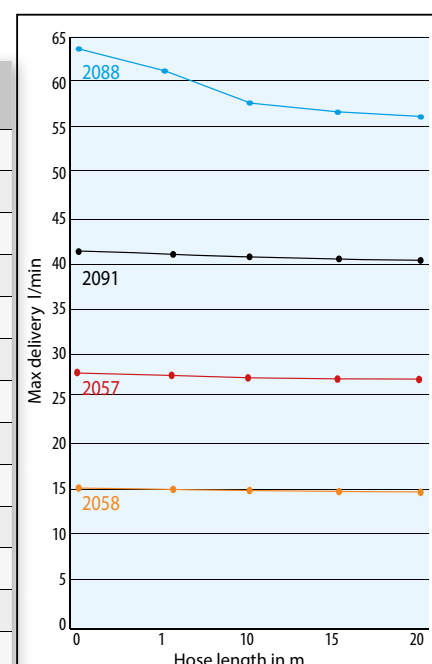


Double acting - Delivery 42 l/min

Art.no. **2091**

See accessories on pages  
49-51 and 62-71!

Art. no.	2057	2058	2088	2091
Compressed air supply	Pressure min 2 - max 8 bar (30 - 120 psi)			
Compression ratio	10:1	16:1	4:1	6:1
Delivery	27 l/min	15 l/min	64 l/min	42 l/min
Outlet pressure	80 bar (1160 psi)	128 bar (1860 psi)	32 bar (465 psi)	48 bar (700 psi)
Max frequency strokes/min	150	120	150	120
Max air consumption with 8 bar pressure	2.05 m <sup>3</sup> /min	1.92 m <sup>3</sup> /min	2.05 m <sup>3</sup> /min	1.92 m <sup>3</sup> /min
Diameter pneumatic piston	100 mm	125 mm	100 mm	125 mm
Diameter suction tube	50 x 40 mm	50 x 40 mm	55 x 50 mm	55 x 50 mm
Connection lubricant outlet	1" BSP (M)			
Connection compressed air	1/2" BSP (F)			
Application	Drum mounted pump			
Weight	15 kg	16 kg	16 kg	17 kg
Dimensions (LxWxH) (mm)	158x160x1600			



The a. m. performance values are based upon the following test conditions: Hydraulic oil ISO 68 at 22°C - Compressed air pressure 8 bar - free flow outlet.

Heavy duty pneumatic pumps, industrial pump series "Power Bull", designed for the supply of oil under demanding conditions. Particularly suitable for the oil distribution in pipeworks and installations where a simultaneous supply of oil is required on different dispensing points at high pressure and/or with a high delivery.

## POWER BULL SERIES



Delivery 27 l/min

Art.no. **2055**



Delivery 15 l/min

Art.no. **2056**



Delivery 56 l/min

Art.no. **2096**



Delivery 56 l/min

Art.no. **2097**  
Art.no. **2097/DE**

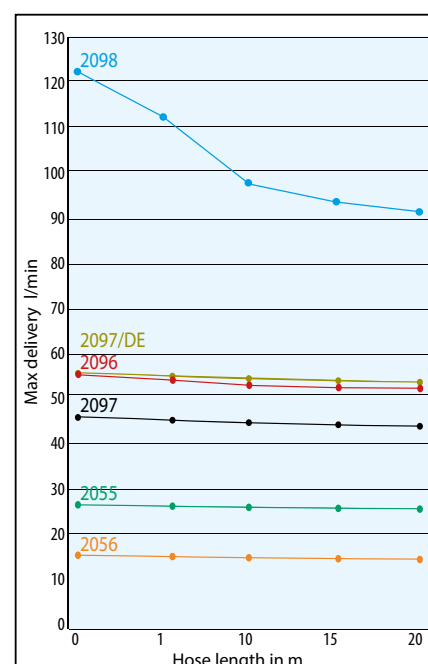


Delivery 122 l/min

Art.no. **2098**

See accessories on pages  
49-51 and 62-71!

Art. no.	2055	2056	2096	2097	2097/DE	2098
Compressed air supply	Pressure min 2 - max 8 bar (30 - 120 psi)					
Compression ratio	10:1	16:1	6:1	10:1		1,5:1
Delivery	27 l/min	15 l/min	56 l/min	46 l/min	56 l/min	122 l/min
Outlet pressure	80 bar (1160 psi)	128 bar (1860 psi)	48 bar (700 psi)	80 bar (1160 psi)		12 bar (175 psi)
Max frequency strokes/min	150	120				
Max air consumption with 8 bar pressure	2.05 m³/min	1.80 m³/min				1.92 m³/min
Diameter pneumatic piston	100 mm	125 mm	125 mm	160 mm		125 mm
Diameter suction tube	50 x 40 mm	50 x 40 mm	80 x 70 mm	80 x 70 mm		110 x 100 mm
Connection lubricant outlet	1" BSP (M)					
Connection compressed air	1/2" BSP (F)					
Application	Wall mounted pump					
Weight	15 kg	16 kg	20 kg	23 kg		21 kg
Dimensions (LxWxH) (mm)	158x160x1070		158x160x800			158x160x1070



The a. m. performance values are based upon the following test conditions: Hydraulic oil ISO 68 at 22°C - Compressed air pressure 8 bar - free flow outlet.

Heavy duty pneumatic pumps, industrial pump series "Power Bull", designed for the supply of oil under demanding conditions. Particularly suitable for the oil distribution in pipeworks and installations where a simultaneous supply of oil is required on different dispensing points at high pressure and/or with a high delivery.

## POWER BULL SERIES



Delivery 40 l/min

Art.no. 2092



Delivery 62 l/min

Art.no. 2093

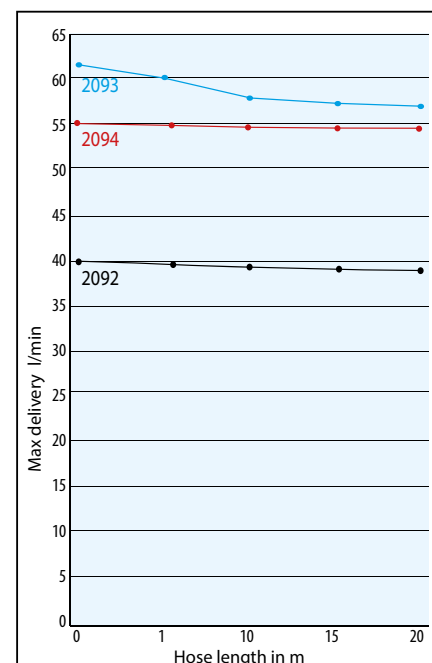


Delivery 55 l/min

Art.no. 2094

See accessories on pages  
49-51 and 62-71!

Art. no.	2092	2093	2094
Compressed air supply	Pressure min 2 - max 8 bar (30 - 120 psi)		
Compression ratio	7:1	4:1	6:1
Delivery	40 l/min	62 l/min	55 l/min
Outlet pressure	56 bar (810 psi)	32 bar (465 psi)	48 bar (700 psi)
Max frequence strokes/min	120		60
Max air consumption with 8 bar pressure max a 8 bar	1.92 m³/min		1.80 m³/min
Diameter pneumatic piston	125 mm		160 mm
Diameter suction tube	55 x 50 mm	80 x 70 mm	
Connection lubricant outlet	1" BSP (M)		
Connection compressed air	1/2" BSP (F)		
Application	Wall mounted pump		
Weight	15 kg	20 kg	32 kg
Dimensions (LxWxH) (mm)	158x160x1300		



The a. m. performance values are based upon the following test conditions: Hydraulic oil ISO 68 at 22°C - Compressed air pressure 8 bar





**Art.no. 2214/50**

Wall bracket in galvanized steel, suitable for the installation of pneumatic oil pumps, series "Power Bull", art. nos. 2055 – 2056. Dimensions: 290 x 290 x 250 mm – ø cylinder 50 mm. Distances between fixation holes: 230 x 205 mm.

**Art.no. 2214/55**

Wall bracket in galvanized steel, suitable for the installation of pneumatic oil pumps, series "Power Bull", art. no. 2092. Dimensions: 290 x 290 x 250 mm – ø cylinder 55 mm. Distances between fixation holes: 230 x 205 mm.

**Art.no. 2214/80**

Wall bracket in galvanized steel, suitable for the installation of pneumatic oil pumps, series "Power Bull", art. nos. 2093 – 2094 – 2096 - 2097 - 2097/DE. Dimensions: 290 x 290 x 250 mm – ø cylinder 80 mm. Distances between fixation holes: 230 x 205 mm.

**Art.no. 2214/110**

Wall bracket in galvanized steel, suitable for the installation of pneumatic oil pumps, series "Power Bull", art. no. 2098. Dimensions: 290 x 290 x 250 mm – ø cylinder 110 mm. Distances between fixation holes: 230 x 205 mm.



**Art.no. 8534**

Metal rack for wall mounting of pumps, length 1350 mm.



**Art.no. 2216**

Suction tube in galvanized steel, ø 55 mm, length 950 mm, with 90° - curved connection 1 1/4" BSP (M), with foot valve and metal bung adapter. Suitable for the use of wall-mounted pneumatic oil pumps, series "Power Bull", with 208 l – drums.

**Art.no. 2216/1000**

Suction tube in galvanized steel, ø 55 mm, length 1500 mm, with 90° - curved connection 1 1/4" BSP (M), with foot valve and metal bung adapter. Suitable for the use of wall-mounted pneumatic oil pumps, series "Power Bull", with 1000 l – IBC -tanks.

**Art.no. 2218**

Rubber suction hose SAE 100 R1 AT, ø 1 1/4", connections 1 1/4" BSP (F-F), length 1500 mm.

*Suction tubes and suction hoses in other lengths available on demand!*



**Art.no. 4343/50**

Metal bung adapter for the fixation of pumps, series "Power Bull", on drums or tanks. Connection 2" BSP (M) x 50 mm. Suitable for art. nos. 2057 – 2058.

**Art.no. 4343/55**

Metal bung adapter for the fixation of pumps, series "Power Bull", on drums or tanks. Connection 2" BSP (M) x 55 mm. Suitable for art. nos. 2088 – 2091.



**Art.no. 7180/12**



**Art.no. 7150/12**

**Art.no. 7180/12**  
**Art.no. 7150/12**

Compressed air treatment unit, composed of pressure regulator with manometer and air filter with moisture separator (art. no. 7180/12) or pressure regulator with manometer, air filter with moisture separator and lubricator (art. no. 7150/12):

- Connections 1/2" BSP.
- Pressure range 0 - 8 bar.
- Filtration capacity of 20 microns.
- Moisture collection capacity 100 cc.
- Compressed air supply: 2880 NI/min.



Art.no. **2203**

Wall bracket in galvanized steel, suitable for the installation of pneumatic oil pumps, series standard, TWDE and Tapir.

Dimensions: 170 x 140 x 235 mm.

Distances between fixation holes: 140 x 200 mm.

Art.no. **8534**

Metal rack for wall mounting of pumps, length 1350 mm.



Art.no. **2205**

Art.no. **2204**

Suction tube in galvanized steel,  $\varnothing$  40 mm, length 950 mm, with 90° - curved connection 1" BSP (M), with foot valve and metal bung adapter. Suitable for the use of wall-mounted pneumatic oil pumps, series standard, TWDE and Tapir, with 208 l - drums.

Art.no. **2204/14**

Suction tube in galvanized steel,  $\varnothing$  40 mm, length 1100 mm, with 90° - curved connection 1" BSP (M), with foot valve and metal bung adapter. Suitable for the use of wall-mounted pneumatic oil pumps, series standard, TWDE and Tapir, with 1000 l - IBC -tanks.

Art.no. **2204**  
Art.no. **2204/14**

Art.no. **2205**

Rubber suction hose SAE 100 R1 AT,  $\varnothing$  1", connections 1" BSP (F-F), length 1500 mm.



Art.no. **4340**  
Art.no. **4340/55**



Art.no. **4341**

Art.no. **4340**

Plastic bung adapter for the fixation of pumps on drums, connection 2" BSP (M) x 40 mm.

Art.no. **4340/55**

Plastic bung adapter for the fixation of pumps on drums, connection 2" BSP (M) x 55 mm for art. nos. 1071, 1072, 2013, 2040, 2043/L, 2047/L.

Art.no. **4341**

Plastic lock ring, 2", for bung adapter art. no. 4340.



Art.no. **2212**

Steel mounting plate, for the fixation of pneumatic pumps and accessories on 1000 l - IBC - tanks. Prepared for bung adapter for the fixation of pumps, connection thread 3/4" BSP (F).

Dimensions: 270 x 270 mm.



Art.no. **2217**

Connection adapter for 1000 l - IBC - tanks in PP,  $\varnothing$  70 mm, connection 1" BSP (M).



Art.no. **7150**



Art.no. **7180**

Art.no. **7150**

Combined compressed air treatment kit, composed of pressure regulator with manometer, air filter with automatic bleeding, air line oil mist lubricator, lockable regulating screw, air nipple for hose connection and connection adapter for the installation at the compressed air inlet of the pump.

Art.no. **7180**

Combined compressed air pressure regulator with manometer and air filter with automatic bleeding, with lockable regulating screw, air nipple for hose connection and connection adapter for the installation at the compressed air inlet of the pump.

**EUROPEAN PATENT**  
**19162312.3-1101**  
**102018000003982**



Art.no. 2050



Art.no. 2051



Art.no. 2250

Automatic air separator devices, suitable to separate the air eventually present in the suction line from the oil, available with (= art. no. 2051) or without (= art. no. 2050) automatic pump stop system, patented, approved **according to OIML R117-1**; includes also manometer for the control of the outlet pressure and non-return valve.

By installing the air separator device at the fluid outlet of a pump can be achieved the working conditions needed to meet the requirements of the directive MID MI-005 in combination with an oil flow meter that must also be approved for fiscal transactions.

Art.no. 2050

Air separator device for pneumatic pumps.

Art.no. 2051

Air separator device for pneumatic pumps with automatic pump stop (stopping the pump as soon as air is sucked into the suction line due to an empty drum or tank).

Art.no. 2054

Air separator device for electric 230 VAC pumps with pressure switch and automatic pump stop (stopping the pump as soon as air is sucked into the suction line due to an empty drum or tank).

Art.no. 1150

Air separator device in stainless steel AISI 303 for pneumatic pumps with automatic pump stop (stopping the pump as soon as air is sucked into the suction line due to an empty drum or tank).

Art.no. 1151

Same as art.no. 1150, but for the use with electric 12 VDC pumps.

Art.no. 1152

Air separator device in stainless steel AISI 303 for electric 230 VAC pumps with pressure switch and automatic pump stop (stopping the pump as soon as air is sucked into the suction line due to an empty drum or tank).

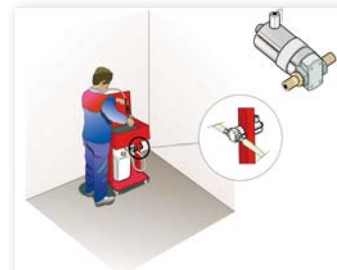
Art.no. 2250

Pulsation damper suitable for the use with 1:1 – and 3:1 – pneumatic pumps. By installing the pulsation damper at the fluid outlet of a pump pressure peaks caused by the function of the pneumatic pump can be damped and thus a constant oil flow can be achieved.

Art. no.	Material	Flow range	Working pressure	Connections IN – OUT	Connection air discharge	Weight	Dimensions (L-W-H) (mm)
<b>2050</b>	Brass / Aluminium	0.5 - 10 l/min	1 - 20 bar	1/2" BSP (F - M)	3/4" BSP (M)	3 kg	190x110x310
<b>2051</b>						4 kg	190x110x370
<b>2054</b>						4 kg	190x110x360
<b>1150</b>	4.2 kg						
<b>1151</b>	4.5 kg						
<b>1152</b>	3.8 kg						
<b>2250</b>	Brass / Aluminium	-			-	1 kg	60x55x230

Pneumatic rotary gear pump for the transfer of low viscosity oil, antifreeze, diesel, water.

Pump body in brass (art. no. 6559) or in stainless steel (art. no. 1058), gears in Kevlar®, gaskets in Viton® and pump shaft in stainless steel.



Art. no.	Compressed air supply	Outlet pressure	Delivery	Connections	Weight	Dimensions (LxWxH) (mm)
<b>6559</b>	4 bar	4 bar	10.5 l/min	3/8" BSP (F)	1.5 kg	165x160x80
<b>1058</b>	4 bar	4 bar	10.5 l/min	3/8" BSP (F)	1.5 kg	165x160x80



Electric gear pump for an intermittent use, for the transfer of low viscosity oil (Oil), antifreeze (A), diesel (D), water (W).

Protection category IP55. Pump body in brass, gears in bronze and pump shaft in stainless steel.

Electric cable and crocodile clamps not included.



Art. no.	Voltage	Current drain	Suitable Fluids	Delivery	Outlet pressure	Connections	Weight	Dimensions (LxWxH) (mm)
<b>6302</b>	12 VDC	6 A	A - D - W	15 l/min	2 bar	3/8" BSP (F)	1.5 kg	165x160x80
<b>6303</b>		5 A	Oil	1 l/min	4 bar		2.5 kg	165x166x80
<b>6304</b>	24 VDC	3 A	A - D - W	15 l/min	2 bar		1.5 kg	165x160x80
<b>6305</b>	12 VDC	11 A	Oil	6 l/min	4 bar		4 kg	180x230x83
<b>6308</b>	24 VDC	3 A	Oil	1 l/min	4 bar		2.5 kg	165x166x80
<b>6309</b>		6 A	Oil	6 l/min	4 bar		4 kg	180x230x83

Electric gear pump for an intermittent use, for the transfer of low viscosity oil (Oil), antifreeze (A), diesel (D), water (W).

Pump body in brass, gears in bronze and pump shaft in stainless steel. With metal cover, ON-/OFF switch and 1 m - cable with alligator clamps for battery connection. Protection category IP55.



Art. no.	Voltage	Current drain	Suitable Fluids	Delivery	Outlet pressure	Connections	Weight	Dimensions (LxWxH) (mm)
<b>6312</b>	12 VDC	6 A	A - D - W	15 l/min	2 bar	3/8" BSP (F)	2.5 kg	165x160x80
<b>6314</b>		11 A	Oil	6 l/min	4 bar		4.5 kg	185x240x85
<b>6324</b>	24 VDC	3 A	A - D - W	15 l/min	2 bar		2.5 kg	165x160x80
<b>6326</b>		6 A	Oil	6 l/min	4 bar		4.5 kg	185x240x85





Electric self-priming gear pump, for the supply of oil, antifreeze, diesel, water; guarantees a constant flow and a low noise level.

Pump body in stainless steel, gears in bronze and pump shaft in stainless steel.

Includes a bypass valve preset on 5 bar pressure and 1.5 m - electric cable with crocodile clamps for battery connection.

Protection category IP 55.

Art. no.	Voltage	Power	Current drain	Rpm	Outlet pressure adjustment range	Delivery	Connections	Weight	Dimensions (LxWxH) (mm)
<b>6112</b>	12 VDC	240 W	30 A	2800	3 - 15 bar	10.5 l/min	1/2" BSP (M)	3.5 kg	260x130x140
<b>6114</b>	24 VDC		15 A						

Performance values are based upon the following test conditions: Hydraulic oil ISO 68 at 22°C - free flow outlet.



Electric self-priming gear pump, for the supply of oil, antifreeze, diesel, water; guarantees a constant flow and a low noise level.

Pump body in stainless steel, gears in bronze and pump shaft in stainless steel.

Includes a bypass valve preset on 5 bar pressure and 1,5 m - electric cable with SCHUKO plug.

Protection category IP 55.

Art. no.	Voltage	Power	Current drain	Rpm	Outlet pressure adjustment range	Delivery	Connections	Weight	Dimensions (LxWxH) (mm)
<b>6125</b>	110 VAC - 60 Hz	550 W	3.8 A	2760	3 - 15 bar	10.5 l/min	1/2" BSP (M)	7.5 kg	240x290x180
<b>6122</b>	230 VAC - 50 Hz								
<b>6128</b>	400 VAC - 50 Hz								

Performance values are based upon the following test conditions: Hydraulic oil ISO 68 at 22°C - free flow outlet.



Electric self-priming gear pump, for the supply of oil, antifreeze, diesel, water; guarantees a constant flow and a low noise level.

Pump body in stainless steel, gears in bronze and pump shaft in stainless steel.

Kit includes a preset bypass valve with a wide regulation range, an inline oil filter, a manometer for outlet pressure control, a 1,5 m - electric cable with SCHUKO plug and an electronic pressure switch that starts the pump once the control gun is activated and stops it again due to the pressure increase in the circuit once the gun is closed.

Protection category IP 55.

Art. no.	Voltage	Power	Current drain	Rpm	Outlet pressure adjustment range	Delivery	Connections	Weight	Dimensions (LxWxH) (mm)
<b>6126</b>	110 VAC - 50 Hz	550 W	3.8 A	2760	10 - 60 bar	10.5 l/min	1/2" BSP (M)	11.5 kg	140x200x300
<b>6127</b>					1 - 12 bar				
<b>6141</b>	230 VAC - 50 Hz				10 - 60 bar				
<b>6142</b>					1 - 12 bar				
<b>6129</b>	400 VAC - 50 Hz				10 - 60 bar				

Performance values are based upon the following test conditions: Hydraulic oil ISO 68 at 22°C - free flow outlet.



Encased electric oil kit composed by:

- Electric, self-priming pump with body in stainless steel and brass gear;
- ON/OFF - switch;
- Control lights for function control;
- 1,5 m - electric cable with SCHUKO plug;
- Double electronic pressure switch that starts the pump once the control gun is activated and stops it again due to the pressure increase in the circuit once the gun is closed;
- Bypass valve preset on 5 bar pressure;
- Manometer for outlet pressure control;
- Pressure relief valve;
- Metal cabinet with wall-mounting bracket.

Protection category IP 55.

Art. no.	Voltage	Power	Current drain	Rpm	Outlet pressure adjustment range	Delivery	Connections	Weight	Dimensions (LxWxH) (mm)
<b>6126/C</b>	110 VAC	550 W	3.8 A	2760	10 - 60 bar	10.5 l/min	1/2" BSP (M)	14 kg	300x260x480
<b>6127/C</b>	- 50 Hz				1 - 12 bar				
<b>6141/C</b>	230 VAC				10 - 60 bar				
<b>6142/C</b>	- 50 Hz				1 - 12 bar				
<b>6129/C</b>	400 VAC				10 - 60 bar				
	- 50 Hz								

Performance values are based upon the following test conditions: Hydraulic oil ISO 68 at 22°C - free flow outlet.



EUROPEAN PATENT  
no. 19162312.3-1101  
no. 102018000003982

Electric, self-priming brass gear pump, for the supply of oil, **approved for fiscal transactions** according to the European Directive 2014/32/EU, better known as **Measurement Instrument Directive (MID) MI-005**, meeting also the requirements of **OIML R117-1** (DIN 19217).

Consisting of:

- electric, self-priming pump with body in stainless steel and brass gear;
- automatic air separator kit, art. no. 2054, suitable to separate the air eventually present in the suction line from the oil, with automatic pump stop device, approved according to **OIML R117-1**; includes also manometer for the control of the outlet pressure and non-return valve;
- control box with push button and electric connection cable;
- double electronic pressure switch that starts the pump once the control gun is activated and stops it again due to the pressure increase in the circuit once the gun is closed;
- bypass valve preset on 5 bar pressure;
- 1.5 m - electric cable with SCHUKO plug.

Protection category IP 55.

Art. no.	Voltage	Power	Current drain	Rpm	Outlet pressure adjustment range	Delivery	Connections	Weight	Dimensions (LxWxH) (mm)
<b>6124</b>	230 VAC	550 W	3.8 A	2760	3 - 15 bar	10 l/min	1/2" BSP (M)	13 kg	140x290x300
	- 50 Hz								

Performance values are based upon the following test conditions: Hydraulic oil ISO 68 at 22°C - free flow outlet.

Electric, self-priming gear pump, for the supply of low viscosity oil, antifreeze, AdBlue® and water-based fluids; guarantees a constant flow and a low noise level.

Pump body and gears in IXEF.

With ON-/OFF switch and and 1,5 m - electric cable with SCHUKO plug.

Protection category IP 55.



Art. no.	Voltage	Power	Current drain	Rpm	Outlet pressure adjustment range	Delivery	Connection threads	Weight	Dimensions (LxWxH) (mm)
<b>6123</b>	230 VAC	250 W	5.3	1360	2 bar	25 l/min	1/2" BSP (M)	7 kg	240x290x180
	50 Hz								

Performance values are based upon the following test conditions: Hydraulic oil ISO 68 at 22°C - free flow outlet.



Electric gear pump, self-priming, for the supply of oil under demanding conditions at medium pressure and with long pumping distances; guarantees a constant flow and delivery, even after long pumping distances or with simultaneous supplies.  
Available with motors in 230 VAC, 400 VAC and 110 VAC.

Includes a bypass valve preset on 28 bar pressure.

Electric cable with plug not included.



oil

Art. no.	Voltage	Power	Current drain	Rpm	Outlet pressure adjustment range	Delivery	Connections IN - OUT	Weight	Dimensions (LxWxH) (mm)
<b>6133</b>	110 VAC - 60 Hz	2.2 kW	9.6 A	1400	50 bar	34 l/min	1" BSP (M) 1" BSP (M)	28 kg	450x180x250
<b>6135</b>	230 VAC - 50 Hz		15 A					30 kg	
<b>6138</b>	400 VAC - 50 Hz		7 A					32 kg	
<b>6149</b>	400 VAC - 50 Hz		10 A	2760		60 l/min		32 kg	

Performance values are based upon the following test conditions: Hydraulic oil ISO 68 at 22°C - free flow outlet.

## Kit 6136

Electric gear pump, art. no. 6135, equipped with kit art. no. 7373 consisting of pressure accumulator, inline oil filter, non-return valve, manometer, connection adapters and an electronic pressure switch that starts the pump once the control gun is activated and stops it again due to the pressure increase in the circuit once the gun is closed. The pressure accumulator guarantees a constant oil flow by avoiding continuous starts and stops of the motor that could cause damages in case of dispensing small quantities.

Includes a bypass valve preset on 28 bar pressure.

Electric cable with plug not included.



Art. no.	Voltage	Power	Current drain	Rpm	Outlet pressure adjustment range	Delivery	Connections IN - OUT	Weight
<b>6136</b>	230 VAC - 50 Hz	2.2 kW	15 A	1400	28 bar	30 l/min	1" BSP (M) 1" BSP (M)	33 kg

Performance values are based upon the following test conditions: Hydraulic oil ISO 68 at 22°C - free flow outlet.

## Kit 3049

Encased oil supply kit, composed of: electric gear pump, art. no. 6136, metal and lockable cabinet, art. no. 7376, and safety switch of protection category IP 55, art. no. 7370, with 3 m - cable and plug.

## Kit 3050

Encased oil supply kit, such as art. no. 3049, but including electric gear pump, art. no. 6149, with delivery 53 l/min and safety switch of protection category IP 55, art. no. 7377. Ideal for pipework installations.



Art. no.	Voltage	Power	Current drain	Rpm	Outlet pressure adjustment range	Delivery	Connections IN - OUT	Weight	Dimensions (LxWxH) (mm)
<b>3049</b>	230 VAC - 50 Hz	2.2 kW	15 A	1400	28 bar	30 l/min	1" BSP (M) 1" BSP (M)	37 kg	600x500x300
<b>3050</b>	400 VAC - 50 Hz		10 A	2760		53 l/min		39 kg	

Performance values are based upon the following test conditions: Hydraulic oil ISO 68 at 22°C - free flow outlet.





Art.no. **8318**

Pneumatic double diaphragm pump, selfpriming up to 5 m suction lift, working also in dry running condition, without any electric drive, suitable for the use also with fluids of higher viscosity and for fluids containing particles up to 3 mm size, body in PP, diaphragms in NBR + PTFE, balls in stainless steel, gaskets in EPDM, seats in PP. The pump is constructed in accordance with directive ATEX 2014/34/EU - zone 2.

Art.no. **7817**

Wall mounting bracket for pneumatic diaphragm pump.



EX II 3/3 GD C IIB T 135°C

Art. no.	Max flow rate	Max suction lift	Comp. air supply	Connection compressed air inlet	Connections fluid inlet - outlet	Consumption compressed air	Weight	Dimensions (LxWxH) (mm)
<b>8318</b>	20 l/min	5 m	2 - 8 bar	1/4" BSP (F)	3/8" BSP (F)	110 l/min	1.1 kg	146x93x164



Art.no. **8319**

Pneumatic double diaphragm pump, selfpriming up to 5 m suction lift, working also in dry running condition, without any electric drive, suitable for the use also with fluids of higher viscosity and for fluids containing particles up to 3.5 mm size, body in aluminium, diaphragms in Hytrel® + PTFE, balls in PTFE, gaskets in Viton®, seats in aluminium. The pump is constructed in accordance with directive ATEX 2014/34/EU - zone 2.

Art.no. **7818**

Wall mounting bracket for pneumatic diaphragm pump.



EX II 3/3 GD C IIB T 135°C

Art. no.	Max flow rate	Max suction lift	Comp. air supply	Connection compressed air inlet	Connections fluid inlet - outlet	Consumption compressed air	Weight	Dimensions (LxWxH) (mm)
<b>8319</b>	55 l/min	5 m	2 - 8 bar	1/4" BSP (F)	1/2" BSP (F)	200 l/min	4 kg	234x156x245

Art.no. **8320**

Art.no. **8321**

Pneumatic double diaphragm pump, working also in dry running condition, selfpriming up to 5 m suction lift, without any electric drive, suitable for the use also with fluids of higher viscosity and for fluids containing particles up to 4 mm (art.no. 8320) / 7,5 mm (art. no. 8321) size, body in aluminium, diaphragms in Hytrel® + PTFE, balls in PTFE, o - rings in Viton®, seats in aluminium.

The pump is constructed in accordance with directive ATEX 2014/34/EU - zone 2.

Art.no. **7818**

Wall mounting bracket for pneumatic diaphragm pump art.no. 8320.

Art.no. **7819**

Wall mounting bracket for pneumatic diaphragm pump art.no. 8321.



EX II 3/3 GD C IIB T 135°C

Art. no.	Max flow rate	Max suction lift	Comp. air supply	Connection compressed air inlet	Connections fluid inlet - outlet	Consumption compressed air	Weight	Dimensions (LxWxH) (mm)
<b>8320</b>	100 l/min	5 m	2 - 8 bar	3/8" BSP (F)	3/4" BSP (F)	250 l/min	7 kg	265x175x245
<b>8321</b>	165 l/min			1/2" BSP (F)	1" BSP (F)	800 l/min	16 kg	370x222x364





Art.no. **8322**

Pneumatic double diaphragm pump, working also in dry running condition, selfpriming up to 5 m suction lift, without any electric drive, suitable for the use also with fluids of higher viscosity and for fluids containing particles up to 7.5 mm size, body in aluminium, diaphragms in Hytrel® + PTFE, balls in PTFE, o – rings in Viton®, seats in aluminium. The pump is constructed in accordance with directive ATEX 2014/34/EU - zone 2.

Art.no. **7819**

Wall mounting bracket for pneumatic diaphragm pump.



Art.no. **7819**

 EX II 3/3 GD C IIB T 135°C

Art. no.	Max flow rate	Max suction lift	Comp. air supply	Connection compressed air inlet	Connections fluid inlet - outlet	Consumption compressed air	Weight	Dimensions (LxWxH) (mm)
<b>8322</b>	250 l/min	5 m	2 - 8 bar	1/2" BSP (F)	1 1/4" BSP (F)	900 l/min	15 kg	370x222x370

Art.no. **8323**

Pneumatic double diaphragm pump, working also in dry running condition, selfpriming up to 5 m suction lift, without any electric drive, suitable for the use also with fluids of higher viscosity and for fluids containing particles up to 8.5 mm size, body in aluminium, diaphragms in Hytrel® + PTFE, balls in PTFE, o – rings in Viton®, seats in aluminium. The pump is constructed in accordance with directive ATEX 2014/34/EU - zone 2.

Art.no. **7819**

Wall mounting bracket for pneumatic diaphragm pump.



Art.no. **7819**

 EX II 3/3 GD C IIB T 135°C

Art. no.	Max flow rate	Max suction lift	Comp. air supply	Connection compressed air inlet	Connections fluid inlet - outlet	Consumption compressed air	Weight	Dimensions (LxWxH) (mm)
<b>8323</b>	680 l/min	5 m	2 - 8 bar	3/4" BSP (F)	2" BSP (F)	2400 l/min	36 kg	595x345x567

Art.no. **8324**

Pneumatic double diaphragm pump, working also in dry running condition, selfpriming up to 5 m suction lift, without any electric drive, suitable for the use also with fluids of higher viscosity and for fluids containing particles up to 8 mm size, body in aluminium, diaphragms in Hytrel® + PTFE, balls in SS, o – rings in Viton®, seats in aluminium. The pump is constructed in accordance with directive ATEX 2014/34/EU - zone 2.

Art.no. **7819**

Wall mounting bracket for pneumatic diaphragm pump.



Art.no. **7819**

 EX II 3/3 GD C IIB T 135°C

Art. no.	Max flow rate	Max suction lift	Comp. air supply	Connection compressed air inlet	Connections fluid inlet - outlet	Consumption compressed air	Weight	Dimensions (LxWxH) (mm)
<b>8324</b>	380 l/min	5 m	2 - 8 bar	1/2" BSP (F)	1 1/2" BSP (F)	1200 l/min	22 kg	444x260x563

Manual lever action drum pumps, available as single action or double action versions, made of carbon steel with components in aluminium and seals in Viton®.

Main fields of application: transfers and dispenses of small quantities of oil or antifreeze from drums.

Oil



Single acting - 8 l/min

Art.no. **5410**



Double acting - 16 l/min

Art.no. **5420**



Single acting - 12 l/min

Art.no. **5403**



Double acting - 24 l/min

Art.no. **5405**



Art.no. **2824**

Electronic flow meter art. no. 2429 (see page 64!) with connection adapter for manual pumps, 1 m - outlet hose and rigid outlet with automatic anti-drip nozzle.



Example for application on pump.

new



Double acting - 16 l/min

Art.no. **5420/GO**

Art. no.	<b>5403</b>	<b>5405</b>	<b>5410</b>	<b>5420 5420/GO</b>
Delivery	12 l/min	24 l/min	8 l/min	16 l/min
Delivery/stroke	0.25 l	0.48 l	0.13 l	0.23 l
Connection lubricant outlet	3/4" BSP (M)			
Length suction tube	1000 mm			
Dimensions LxWxH (mm)	80x80x1350			
Suitable for drums of	208 l			
Weight	2.3 kg	2.3 kg	2.2 kg	2.2 kg

The a. m. performance values are based upon the following test conditions: Hydraulic oil ISO 68 at 22°C – free flow outlet

Art. nos. 5420 and 5420/GO are suitable especially for use with gear oils up to SAE 90.


Manual lever action and rotary drum pumps, made of carbon steel with components in aluminium.  
Main fields of application: transfers and dispenses of small quantities of oil or diesel from drums.



23 l/min

Art.no. 5300

new



23 l/min

Art.no. 5300/FD



12 l/min

Imported Article

Art.no. 5409



9 l/min - 13.5 l/min

Art.no. 5400  
Art.no. 5450

oil

new



25 l/min

Art.no. 5415

Art. no.	5409	5415	5300 5300/FD	5400	5450
Delivery	12 l/min	25 l/min	23 l/min	9 l/min	13.5 l/min
Delivery/stroke (rotation)	0.25 l		0.32 l	0.11 l	0.40 l
Connection lubricant outlet	3/4" BSP (M)	Hose tail Ø 20 mm			
Length suction tube	1000 mm	650 mm	1000 mm		
Dimensions LxWxH (mm)	100x100x944		300x220x1070	100x100x944	120x120x1110
Suitable for drums of	60/208 l	60 l	208 l		
Weight	1.8 kg		3.8 kg	1.3 kg	2.2 kg

The a. m. performance values are based upon the following test conditions: Hydraulic oil ISO 68 at 22°C -- free flow outlet

Suitable especially for use with gear oils up to SAE 140.

Manual oil dispensing units, consisting of a portable container with or without wheels and a lever action pump suitable for transfers and dispenses of small quantities of oil, in applications where no other power supply is available.

Oil



Art.no. **5200**

Portable oil dispensing unit, consisting of lever action oil pump, metal 16 l – container, 1.5 m – hose with curved rigid outlet pipe.

Art. no.	Delivery	Delivery/stroke	Capacity container	Weight	Dimensions (LxWxH) (mm)
<b>5200</b>	8 l/min	0.13 l	16 l	7.3 kg	250x320x660



Art.no. **5216**

Mobile oil dispensing unit, consisting of lever action oil pump, metal 16 l – container, 1.5 m – hose with curved, rigid outlet pipe and trolley with 2 wheels.

Art. no.	Delivery	Delivery/stroke	Capacity container	Weight	Dimensions (LxWxH) (mm)
<b>5216</b>	8 l/min	0.13 l	16 l	10 kg	500x460x880



Art.no. **5423**

Mobile oil dispensing unit, suitable for the use with gear oils, consisting of lever action oil pump, metal 24 l – container with 2 wheels and level indicator, 1.5 m – hose with curved, rigid gear oil outlet pipe and anti-drip shut-off valve, particularly suitable for ATF – filling.

Art. no.	Delivery	Delivery/stroke	Capacity container	Weight	Dimensions (LxWxH) (mm)
<b>5423</b>	8 l/min	0.13 l	24 l	12 kg	380x410x770



Art.no. **5434**

Mobile oil dispensing unit, suitable for the use with gear oils, consisting of lever action oil pump suitable for drums up to 60 l, trolley with 3 wheels and pump holder, 1.5 m – hose with curved, rigid gear oil outlet pipe, particularly suitable for ATF filling.

Art. no.	Delivery	Delivery/stroke	Suitable for drums of	Weight	Dimensions (LxWxH) (mm)
<b>5434</b>	8 l/min	0.13 l	up to 60 l	14 kg	600x380x1010





Pneumatic oil dispensing units, consisting of a portable container with or without wheels that must be pressurized with compressed air, permitting an oil supply until the overpressure is carried to end. Suitable for transfers and dispenses of small quantities of oil.



Art.no. **3327**

Mobile oil dispensing unit, consisting of 24 l – container with 2 wheels, level indicator, manometer, wide filling funnel, 1.6 m – rubber hose, oil control gun, art. no. 2185, with rigid outlet and automatic anti-drip nozzle. Max pressure 7 bar.

Art. no.	Max pressure	Capacity container	Weight	Dimensions (LxWxH) (mm)
<b>3327</b>	7 bar	24 l	9.8 kg	350x400x950



Art.no. **3396**

Mobile oil dispensing unit, consisting of 24 l – container with 2 wheels, level indicator, manometer, wide filling funnel, 1.6 m – rubber hose, oil control gun with electronic flow meter, art. no. 2426, with rigid outlet and automatic anti-drip nozzle. Max pressure 7 bar.

Art. no.	Max pressure	Capacity container	Weight	Dimensions (LxWxH) (mm)
<b>3396</b>	7 bar	24 l	12 kg	350x400x950



Art.no. **3358**

Mobile oil dispensing unit, consisting of 40 l – container with 2 wheels, level indicator, manometer, wide filling funnel, 1.6 m – rubber hose, oil control gun, art. no. 2185, with rigid outlet and automatic anti-drip nozzle. Max pressure 5 bar.

Art. no.	Max pressure	Capacity container	Weight	Dimensions (LxWxH) (mm)
<b>3358</b>	5 bar	40 l	18 kg	380x400x1010



Art.no. **3359**

Mobile oil dispensing unit, consisting of 40 l – container with 2 wheels, level indicator, manometer, wide filling funnel, 1.6 m – rubber hose, oil control gun with electronic flow meter, art. no. 2426, with rigid outlet and automatic anti-drip nozzle. Max pressure 5 bar.

Art. no.	Max pressure	Capacity container	Weight	Dimensions (LxWxH) (mm)
<b>3359</b>	5 bar	40 l	18.5 kg	380x400x1010



Ø 1/2"

Art.no. 2180



Art.no. 2181



Art.no. 2182



Art.no. 2185  
Art.no. 2185/AG



Art.no. 2186



new

Art.no. 2187



Art.no. 2180

Oil control gun, body in anodized aluminium, impact resistant, with trigger guard, cartridge filter, connections 1/2" BSP (F), max flow 50 l/min, max pressure 100 bar.

Art.no. 2181

Oil control gun, based on art. no. 2180, with 1/2" BSP (M) inlet swivel, flexible rubber outlet, Ø 1/2", with 90° stem and automatic anti-drip nozzle.

Art.no. 2182

Oil control gun, based on art. no. 2180, with 1/2" BSP (M) inlet swivel, flexible rubber outlet, Ø 1/2", with 90° stem and manual anti-drip nozzle.

Art.no. 2185

Oil control gun, based on art. no. 2180, with 1/2" BSP (M) inlet swivel, rigid outlet, Ø 12 mm and automatic anti-drip nozzle.

Art.no. 2185/AG

Antifreeze control gun, based on art. no. 2180, with 1/2" BSP (M) inlet swivel, rigid outlet, Ø 12 mm and automatic anti-drip nozzle.

Art.no. 2186

Oil control gun, based on art.no. 2185, but equipped with combined manual/automatic anti-drip nozzle, art.no. 2145.

Art.no. 2187

Oil control gun, based on art.no. 2181, but equipped with combined manual/automatic anti-drip nozzle, art.no. 2145.

Ø 3/4"


Art.no. 2154



Art.no. 2155



Art.no. 2156



Art.no. 2157



Art.no. 2154

Oil control gun, body in anodized aluminium, impact resistant, with trigger guard, cartridge filter, connections 3/4" BSP (F), max. flow 100 l/min., max. pressure 70 bar.

Art.no. 2155

Oil control gun, based on art.no. 2154, with 3/4" BSP (M) inlet swivel, rigid outlet, Ø 3/4", without automatic anti-drip nozzle.

Art.no. 2156

Oil control gun, based on art.no. 2154, with 3/4" BSP (M) inlet swivel, rigid outlet, Ø 3/4", and automatic anti-drip nozzle.

Art.no. 2157

Oil control gun, based on art.no. 2154, with 3/4" BSP (M) inlet swivel, flexible rubber outlet, Ø 3/4", and automatic anti-drip nozzle.

Ø 1"

Art.no. 2159



Art.no. 2162



Art.no. 2161



Art.no. 2159

High delivery oil control gun, body in anodized aluminium, impact resistant, connections 1" BSP (F), max. flow 150 l/min., max. pressure 100 bar.

Art.no. 2162

High delivery oil control gun, based on art.no. 2159, with 1" BSP (M) inlet swivel, flexible rubber outlet, Ø 1", with connections 1" BSP (M) and automatic anti-drip nozzle.

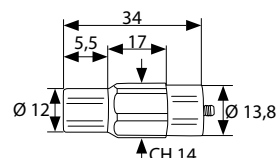
Art.no. 2161

High delivery oil control gun, based on art.no. 2159, with 1" BSP (M) inlet swivel, rigid outlet, Ø 20 mm, and automatic anti-drip nozzle.



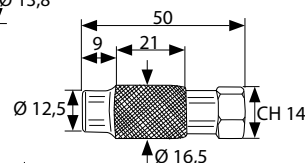
Art.no. 2114

Art.no. 2114  
Automatic anti-drip nozzle, Ø 12 mm - length 34 mm.  
Connection M10x1 (F).




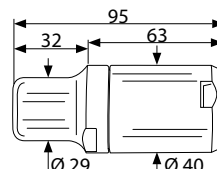
Art.no. 2121

Art.no. 2121  
Manual anti-drip nozzle Ø 12.5 mm. Connection M10x1 (F).



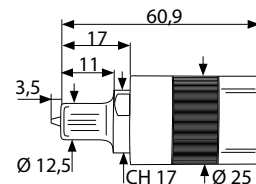
Art.no. 2143

Art.no. 2143  
Automatic anti-drip nozzle Ø 29 mm, suitable for high delivery  
oil control guns, connection 1" BSP (F).



Art.no. 2145

Art.no. 2145  
**Innovative, combined automatic/manual anti-drip nozzle that combines the automatic system with the safety of the manual version, also in case of sudden anomalies or overpressure in the hydraulic circuit when it is out of use.**  
Connection M10x1 (F).



Art.no. 2108

Art.no. 2110

Art.no. 2104

Art.no. 2104  
Straight flexible rubber outlet, length 300 mm, with manual anti-drip nozzle with screw regulation. Connection 1/2" BSP (M).



Art.no. 2115

Art.no. 2108

Art.no. 2108  
Curved rigid outlet, Ø 12 mm, 1/2" BSP (M), with automatic anti-drip nozzle.



Art.no. 2132

Art.no. 2110

Art.no. 2110  
Standard rigid outlet, Ø 12 mm, 1/2" BSP (M), with automatic anti-drip nozzle.



Art.no. 2136

Art.no. 2115

Art.no. 2115  
Standard rigid outlet, Ø 16 mm, 1/2" BSP (M), with automatic anti-drip nozzle.



Art.no. 2104

Art.no. 2132

Art.no. 2132  
Flexible rubber outlet, Ø 1/2", with curved rigid 90° stem and automatic anti-drip nozzle.  
Connection 1/2" BSP (M).



Art.no. 2140

Art.no. 2136

Art.no. 2136  
Flexible rubber outlet, Ø 1/2", with curved rigid 90° stem and combined manual/automatic  
anti-drip nozzle, art.no. 2145. Connection 1/2" BSP (M).

Art.no. 2140

Art.no. 2140  
Inline oil flow control tube, with transparent insert.

Art.no. 2142

Art.no. 2142  
Flexible rubber outlet, Ø 1/2", with curved rigid 90° stem and manual anti-drip nozzle.  
Connection 1/2" BSP (M).



Art.no. 2106



Art.no. 1107

Art.no. 1107

Art.no. 1107  
Inlet swivel, in stainless steel AISI 304, connections 1/2" BSP (M), max static pressure 200 bar.

Art.no. 2106

Art.no. 2106  
Inlet swivel, in galvanized steel, connections 1/2" BSP (M), max static pressure 200 bar.

Art.no. 2106/NPT

Art.no. 2106/NPT  
Inlet swivel, in galvanized steel, connections 1/2" BSP -NPT (M), max static pressure 200 bar.

Art.no. 2107/34

Art.no. 2107/34  
Inlet swivel, in galvanized steel, connections  
3/4" BSP (M) - 1" BSP (F), max. static pressure  
150 bar.

Art.no. 2107/36

Art.no. 2107/36  
Inlet swivel, in galvanized steel, connections  
1" BSP (M) - 1" BSP (M), max. static pressure  
150 bar.

Art.no. 2107/10

Art.no. 2107/10  
Inlet swivel, in galvanized steel, connections  
1" BSP (M) - 1" BSP (F), max. static pressure  
150 bar.

Art.no. 2107/33

Art.no. 2107/33  
Inlet swivel, in galvanized steel, connections  
3/4" BSP (M) - 3/4" BSP (M), max. static pressure  
150 bar.

Art.no. 2107/35

Art.no. 2107/35  
Inlet swivel, in galvanized steel, connections  
3/4" BSP (M) - 1" BSP (M), max. static pressure  
150 bar.

new

Art.no. **2426**  
Oil

Art.no. **2430**  
Antifreeze

Art.no. **2429**



new

Art.no. **2431**  
Oil

The **new electronic flow meter series BLC** features the following characteristics:

- the function is based upon the oval gears measuring system combined with a probe that is measuring electromagnetic pulses monitored by an electronic component. The flow meter allows to display three different measurement results:
  - 1) the quantity of each individual fluid dispense (single operation measurement),
  - 2) the quantity of a sum of dispenses (partial totalizer) and
  - 3) the total of all dispenses ever made (absolute totalizer);
- the flow meter has an enlarged display, with simultaneous visibility of 2 different totals (single operation and absolute total);
- the display additionally assures a perfect readability through included backlit feature;
- the flow meter offers the possibility of changing the measuring unit (liters, quarts, pints, gallons);
- it also assures an improved accuracy and repeatability of the measurement;
- the flow meter is equipped by a rubber protection guard;
- the control gun (art. no. 2180) includes a trigger guard and an integrated inline filter which allows an easier maintenance, offers the possibility of a gradual oil supply through the trigger, and permits to open the valve with a minimum effort.

Art.no. **2426**

Electronic oval gears flow meter for oil **series BLC**, with control gun with trigger guard, rubber protection guard, rigid outlet Ø 12 mm, automatic anti-drip nozzle and inlet swivel 1/2" BSP (M).

Art.no. **2430**

Electronic oval gears flow meter for antifreeze, **series BLC**, with control gun with trigger guard, rubber protection guard, rigid outlet Ø 12 mm, automatic anti-drip nozzle and inlet swivel 1/2" BSP (M).

Art.no. **2429**

Electronic oval gears flow meter for oil and antifreeze, **series BLC**, suitable for inline applications, connections 1/2" BSP (F).

Art.no. **2431**

Electronic oval gears flow meter for oil, **series BLC**, with control gun, flexible rubber outlet, Ø 1/2", with curved rigid 90° stem, automatic anti-drip nozzle and inlet swivel 1/2" BSP (M).

Art. no.	2426	2429	2430	2431
Connections	1/2" BSP (M)	1/2" BSP (F)	1/2" BSP (M)	
Flow range	1 - 35 l/min			
Operating temperature range	+ 10°C / + 50°C			
Max working pressure	80 bar (1200 psi)			
Accuracy	+/- 0.5%			
Total max resettable	9999 l			
Total max non- resettable	9999 l			
Weight	1.5 kg			

Not approved for fiscal transactions.



The **European Directive 2014/32/EU**, better known as Directive **MID** (Measuring Instruments Directive), is a community norm responding to reasons of public interest, safety and order, protection of the environment and the consumer, of levying taxes and duties and of fair trading. All these points affect directly and indirectly the daily life of citizens in many ways and require certified measuring systems subject to fiscal verification.

The **MID MI-005** involves measuring systems for continuous and dynamic measurement of quantities of liquids other than water, particularly lubricant oils.

The Flexbimec oil flow meter series **MID MI-005** complies with metrological standards and requirements concerning accuracy as defined in the a.m. Directive and can be used therefore as approved meters also in fiscal transactions.



MID MI-005  
Approved

Art.no. **2545**

Electronic oval gears flow meter for oil, approved for fiscal transactions **according to MID MI-005, Directive 2014/32/EU**, with control gun, rubber protection guard, trigger guard, oil flow control tube with transparent insert, flexible rubber outlet,  $\varnothing$  1/2", with curved rigid 90° stem, automatic anti-drip nozzle and inlet swivel 1/2" BSP (M).

This flow meter entirely meets the requirements of the **OIML R117-1** (Dynamic measuring systems for liquids other than water) and **Welmec 7.2** software guide, 2018.

## OPERATING CONDITIONS FOR THE USE

Viscosity range of lubricants	Automotive lubricant oil
Flow range	0.5 – 10 l/min
Min. measurable quantity	0.5 l
Accuracy class	0.5 (MID MI-005 – OIML R117-1)
Operating temperature range	+ 5°C / + 40°C
Working pressure range	1 – 20 bar
Display resolution degree	0.005 l
Mechanical environment category	M1
Electromagnetic environment category	E2
Checksum code	cksum E57E
Protection class	IP 64
Underlying CE directives	2004/108/CE 2006/95/CE
Underlying CE norms	CEI EN 61000-4-2 CEI EN 61000-4-2 A1 CEI EN 61000-4-2 A2 CEI EN 61000-4-3
Single operations data storing capacity	2000 dispenses
Composition of storable single operations data	<ul style="list-style-type: none"> <li>Serial number of single dispense</li> <li>Year of dispense</li> <li>Month and day of dispense</li> <li>Time of dispense</li> <li>Dispensed quantity of single operation</li> <li>Absolute total of dispensed quantities</li> </ul>

Conformity assessment Art. 17 modules **B+D**



EU type approval certificate **MID 89\_B\_1 - rev. 0**

**Oil Gate+**

**PRESET**



Art.no. **2837**  
Oil

Art.no. **2838**  
Antifreeze

Art.no. **2839**  
Oil

The flow meters of series **Oil Gate+** with preset function are sophisticated flow meter models due to their innovative backlit display and the option of a wireless data transmission if used in combination with the RF CONNECT control unit (see page 67).

Art.no. **2837**

Electronic oval gears preset flow meter for oil, **series Oil Gate+**, with control gun, rubber protection guard, trigger guard, rigid outlet Ø 12 mm, automatic anti-drip nozzle and inlet swivel 1/2" BSP (M).

Art.no. **2838**

Electronic oval gears preset flow meter for antifreeze, **series Oil Gate+**, with control gun, rubber protection guard, trigger guard, rigid outlet Ø 12 mm, automatic anti-drip nozzle and inlet swivel 1/2" BSP (M).

Art.no. **2839**

Electronic oval gears preset flow meter for oil, **series Oil Gate+**, with control gun, flexible rubber outlet, Ø 1/2", with curved rigid 90° stem, automatic anti-drip nozzle and inlet swivel 1/2" BSP (M).

The flow meters of series **FREEFLOW** are sophisticated flow meter models due to their innovative backlit display and the option of a wireless data transmission if used in combination with the RF CONNECT control unit (see page 67).

**FREEFLOW**



Art.no. **2846**  
Oil

Art.no. **2847**  
Antifreeze

Art.no. **2848**  
Oil

Art.no. **2846**

Electronic oval gears flow meter for oil, series **FREEFLOW**, with control gun, rubber protection guard, trigger guard, rigid outlet Ø 12 mm, automatic anti-drip nozzle and inlet swivel 1/2" BSP (M).

Art.no. **2847**

Electronic oval gears flow meter for antifreeze, series **FREEFLOW**, with control gun, rubber protection guard, trigger guard, rigid outlet Ø 12 mm, automatic anti-drip nozzle and inlet swivel 1/2" BSP (M).

Art.no. **2848**

Electronic oval gears flow meter for oil, series **FREEFLOW**, with control gun, flexible rubber outlet, Ø 1/2", with curved rigid 90° stem, automatic anti-drip nozzle and inlet swivel 1/2" BSP (M).

Art. no.	2837 - 2838 - 2839	2846 - 2847 - 2848
Connections	1/2" BSP (M)	
Flow range	1 - 20 l/min	1 - 25 l/min
Operating temperature range	+ 10°C / + 50°C	
Max working pressure	50 bar (725 psi)	
Accuracy	+/- 0.5%	
Total max resettable	9999 l	
Total max non resettable	9999 l	
Weight	1.7 kg	1.6 kg

Not approved for fiscal transactions.

## RF CONNECT

System for control and measurement of dispenses performed by flow meters with wireless data transmission: at the end of each dispense the dispense data are transmitted to a server control unit and can be visualized by means of an industrial tablet or online.

- Up to 16 flow meters can be connected to each server control unit,
- each flow meter transmits the quantity of each dispense and the instantaneous flow value,
- it can work in preset or in free flow mode.

The control unit provides the following data for each connected flow meter:

- last dispense quantity,
- total dispense quantity,
- date and time of each dispense performed,
- average delivery rate,
- analysis of eventual anomalies in performed dispenses,
- remaining level in the connected reservoir (drum / tank),
- when minimum level is reached alert message via email and reorder request.

The same data can be visualized also in the data cloud of any device (PC, tablet, smartphone etc.) and can be exported in data formats .csv, .pdf and .xls.

new



Art.no. 8845

The flow meters of series **OIL GATE+** and of series **FREEFLOW** as well as the pulse transmitter/solenoid valve assemblies are prepared for the use with the **WELCOME** system by means of wireless data transmission.



Art.no. 8845

Server control unit with touchscreen, for data storage and monitoring.





## Oil Hflow

Art.no. **2434**

Electronic oval gears high delivery flow meter for oil, **series Oil HFlow**, with control gun Ø 3/4", trigger guard, cartridge filter, rigid outlet, automatic anti-drip nozzle and 3/4" BSP (M) inlet swivel.

This high volume series allows to accelerate the oil supplies by the use of a flow meter that guarantees high accuracy measurement even at high flow rates.

Art.no. **2706**

Rubber protection guard, giant type, suitable for flow meters of high delivery series "Oil HFlow". Provides a good protection against any shocks.



Art.no. **2434**

Art.no. **2435**

Electronic oval gears high delivery flow meter for oil, **series Oil HFlow**, with control gun Ø 3/4", trigger guard, cartridge filter, flexible rubber outlet Ø 3/4", automatic anti-drip nozzle and 3/4" BSP (M) inlet swivel.

Art.no. **2435**

Art.no.	<b>2434</b>	<b>2435</b>
Connections	3/4" BSP (M)	
Flow range	10 - 100 l/min	
Operating temperature range	+ 10°C / + 50°C	
Max working pressure	70 bar (1015 psi)	
Accuracy	+/- 0.5%	
Total max resettable	9999 l	
Total max non resettable	9999 l	
Weight	3.7 kg	

Not approved for fiscal transactions.



## Oil Hflow

Art.no. **2854**

Electronic oval gears high delivery flow meter for oil, **series Oil HFlow**, with control gun Ø 1", trigger guard, cartridge filter, rigid outlet Ø 20 mm, automatic anti-drip nozzle and 1" BSP (M) inlet swivel.

This high volume series allows to accelerate the oil supplies by the use of a flow meter that guarantees high accuracy measurement even at high flow rates.

Art.no. **2854**



Art.no. **2851**

Art.no. **2851**

Electronic oval gears high delivery flow meter for oil, **series Oil HFlow**, suitable for inline applications, connections 1" BSP (F).

Art.no. **2855**

Electronic oval gears high delivery flow meter for oil, **series Oil HFlow**, with control gun Ø 1", trigger guard, cartridge filter, flexible rubber outlet Ø 1", automatic anti-drip nozzle and 1" BSP (M) inlet swivel.

Art.no. **2855**

Art.no.	2851	2854	2855
Connections	1" BSP (F)	1" BSP (M)	
Flow range	20 - 120 l/min	20 - 80 l/min	
Operating temperature range	+ 10°C / + 50°C		
Max working pressure	75 bar (1125 psi)	80 bar (1200 psi)	
Accuracy	+/- 0.5%		
Total max resettable	9999 l		
Total max non resettable	9999 l		
Weight	1.6 kg	3.9 kg	3.9 kg

Not approved for fiscal transactions.

new



Art.no. **8730**

Electronic oval gears flow meter with pulse transmitter, suitable for oil, diesel and antifreeze, including a 24 VDC - solenoid valve, an in-line 150 µm cartridge filter and a wall bracket.

Art.no. **8730/RF** Version with wireless data transmission.

Art.no. **8733** Electronic oval gears flow meter with pulse transmitter, such as art. no. 8730, for grease.

Art.no. **8733/RF** Version with wireless data transmission.

Art. no.	Connections	Max flow	Operating temperature range	Max working pressure	Accuracy	Number of pulses	Weight	Dimensions (LxWxH) (mm)
<b>8730</b> <b>8730RF</b> <b>8733</b> <b>8733RF</b>	1/2" BSP (F)	35 l/min	+5°C / +110°C	100 bar (1450 psi) 250 bar (3600 psi)	+ / - 0.5%	100/l	1.5 kg	120X120X160

Art.no. **8731**

Electronic oval gears flow meter with pulse transmitter, suitable for oil, diesel and antifreeze, including a 24 VDC - solenoid valve, an in-line 150 µm cartridge filter and a wall bracket. Appropriate to the use in combination with electronic oil monitoring systems by the use of an external receiver.

Art.no. **8731/RF**

Version with wireless data transmission.

Art. no.	Connections	Max flow	Operating temperature range	Max working pressure	Accuracy	Number of pulses	Weight	Dimensions (LxWxH) (mm)
<b>8731</b> <b>8731/RF</b>	1" BSP (F)	80 l/min	+5°C / +110°C	100 bar (1450 psi)	+ / - 0.5%	50/l	2.5 kg	120X120X175

Art.no. **8732**

Electronic oval gears flow meter with pulse transmitter, suitable for oil, diesel and antifreeze, including a 24 VDC - solenoid valve, an in-line 150 µm cartridge filter, **a built-in display** and a wall bracket. Appropriate to the use in combination with electronic oil monitoring systems by the use of an external receiver.

Art. no.	Connections	Max flow	Operating temperature range	Max working pressure	Accuracy	Number of pulses	Weight	Dimensions (LxWxH) (mm)
<b>8732</b>	1/2" BSP (F)	35 l/min	+5°C / +110°C	100 bar (1450 psi)	+ / - 0.5%	100/l	1.5 kg	120X120X160

Art.no. **8735**

Electronic oval gears flow meter with pulse transmitter, body in IXEF, including a stainless steel 24 VDC - solenoid valve, an in-line 150 µm cartridge filter and a wall bracket. Suitable for the use with water-based fluids and AdBlue® (DEF). Appropriate to the use in combination with electronic oil monitoring systems by the use of an external receiver.

Art.no. **8735/RF**

Version with wireless data transmission.

Art. no.	Connections	Max flow	Operating temperature range	Max working pressure	Accuracy	Number of pulses	Weight	Dimensions (LxWxH) (mm)
<b>8735</b> <b>8735/RF</b>	1/2" BSP (F)	35 l/min	+5°C / +110°C	100 bar (1450 psi)	+ / - 0.5%	100/l	1.5 kg	120X120X160

Art.no. **2717**

Electronic oval gears flow meter with pulse transmitter, body in IXEF, including a stainless steel 24 VDC - solenoid valve. Suitable for the use with water-based fluids and AdBlue® (DEF). Appropriate to the use in combination with electronic oil monitoring systems by the use of an external receiver.

Art. no.	Connections	Max flow	Operating temperature range	Max working pressure	Accuracy	Number of pulses	Weight
<b>2717</b>	1/2" BSP (M)	35 l/min	+5°C / +70°C	30 bar (435 psi)	+ / - 0.5%	78/l	0.6 kg

## Art.no. 2710

Mechanical oval gears flow meter, with body in aluminium, for oil and antifreeze, with two totalizers.

## Art.no. 2712

Mechanical oval gears flow meter for oil, with control gun, rigid outlet, Ø 12 mm, automatic anti-drip nozzle and inlet swivel 1/2" BSP (M). Composed of art. nos. 2710 and 2185.



Art. no.	Connections	Max flow	Operating temperature range	Max working pressure	Accuracy	Total max resettable	Total max non resettable	Weight
<b>2710</b>	1/2" BSP (F)	15 l/min	+10°C / +50°C	50 bar (725 psi)	+ / - 0.5%	999.9 l	999999 l	0.68 Kg
<b>2712</b>	1/2" BSP (M)							1.1 Kg

## Art.no. 2703

Mechanical, analogical flow meter for oil and antifreeze, with two totalizers, suitable for inline applications.

## Art.no. 2608

Mechanical, analogical flow meter for oil, with control gun, rigid outlet Ø 12 mm, automatic anti-drip nozzle and inlet swivel 1/2" BSP (M). Composed of art. nos. 2703 and 2185.



Art. no.	Connections	Max flow	Operating temperature range	Max working pressure	Accuracy	Total max resettable	Total max non resettable	Weight
<b>2703</b>	1/2" BSP (F)	15 l/min	+10°C / +50°C	70 bar (1015 psi)	+ / - 0.5%	0-10 l	9999 l	0.86 Kg
<b>2608</b>	1/2" BSP (M)							1.6 Kg

## Art.no. 2508

Mechanical, analogical preset flow meter for oil, with integrated control gun, trigger guard, rigid outlet Ø 12 mm, automatic anti-drip nozzle and inlet swivel 1/2" BSP (M). Preset values 0 – 60 l.

This model with integrated control gun, but without preset function is available on demand as well (art. no. 2507).



Art. no.	Connections	Max flow	Operating temperature range	Max working pressure	Accuracy	Total max resettable	Total max non resettable	Weight
<b>2508</b>	1/2" BSP (M)	15 l/min	+10°C / +50°C	70 bar (1015 psi)	+ / - 0.5%	0-16 l 0-60 l	9999 l	1.6 Kg

## Art.no. 2954

Electronic oval gears flow meter with pulse transmitter, suitable for oil and antifreeze. Appropriate to the use in combination with electronic oil monitoring systems by the use of an external receiver.

## Art.no. 2716

Electronic oval gears flow meter with pulse transmitter, body in IXEF.

Suitable for the use with water-based fluids and AdBlue® (DEF).



Art. no.	Connections	Max flow	Operating temperature range	Max working pressure	Accuracy	Number of pulses	Weight
<b>2954</b>	1/2" BSP (M)	35 l/min	+5°C / +50°C	70 bar (1015 psi)	+ / - 0.5%	78/l	0.6 Kg
<b>2716</b>				30 bar (435 psi)			0.4 Kg

## Art.no. 2853

Electronic oval gears high delivery flow meter with pulse transmitter, suitable for oil, diesel and antifreeze. Appropriate to the use in combination with electronic oil monitoring systems by the use of an external receiver.



Art. no.	Connections	Max flow	Operating temperature range	Max working pressure	Accuracy	Number of pulses	Weight
<b>2853</b>	1" BSP (F)	70 l/min	+5°C / +50°C	70 bar (1015 psi)	+ / - 0.5%	50/l	1.6 kg

new



## Art.no. 5604 OIL TEST – Sample recovery pump

This device is used for taking samples of oil from machines or mechanical systems by sucking it out with the included suction pump into a small HDPE bottle (included) which then can be sent to a laboratory for analyzing its quality.

### Art.no. 05 6419

Small HDPE bottle with connection adapter.  
Capacity: 250 ml



### Art.no. 5659

### Art.no. 5650

Suction gun, single acting, capacity 800 ml, Ø tube 57 mm, with flexible outlet. Suitable for the use with oil, fuel, antifreeze and windshield washer fluid.

### Art.no. 5658

### Art.nos. 5670 - 5671

Suction gun, in brass, single acting, Ø tube 50 mm, with straight rigid outlet. Suitable for the use with oil, fuel, antifreeze and windshield washer fluid.

### Art.no. 5671

### Art.no. 5670

Art.no. 5670 capacity 500 ml  
Art.no. 5671 capacity 1000 ml

### Art.no. 5650

### Art.nos. 5658 - 5659

Suction gun, in aluminium, double acting, Ø tube 55 mm, with two plastic hoses for suction and discharge. Suitable for the use with oil, fuel, petrol, antifreeze and windshield washer fluid.

Art.no. 5658 capacity 500 ml  
Art.no. 5659 capacity 1000 ml



### Art.nos. 5678 - 5679

Suction gun, single acting, with transparent, graduated plastic tube, plastic hose and metal outlet pipe. Suitable for the use with oil, fuel, antifreeze and windshield washer fluid.

Art.no. 5678 capacity 500 ml  
Art.no. 5679 capacity 1000 ml



### Art.no. 3436

### Art.no. 3435

Funnel, in polyethylene, with flexible plastic spout and integrated filter, oil- and acid-resistant, Ø 180 mm, with protection cover and cap on flexible spout.

### Art.no. 3436

Funnel, in polyethylene, with flexible plastic spout and integrated filter, oil- and acid-resistant, Ø 220 mm, with protection cover and cap on flexible spout.

### Art.no. 3444

### Art.no. 3444

Metal funnel, Ø 170 mm, capacity 1,2 l, with plastic spout and detachable brass strainer.





Graduated measure, in high density polyethylene, with funnel type outlet and flexible extension.

Art.no. **3408/1** capacity 1 l

Art.no. **3408/2** capacity 2 l

Art.no. **3408/3** capacity 3 l

Art.no. **3408/5** capacity 5 l



Graduated, transparent measure, in oil and acid resistant polyethylene, stackable and unbreakable. Temperature range: -10° C +120°C.

Art.no. **3425** capacity 0.25 l - scale graduation 5 ml

Art.no. **3426** capacity 0.50 l - scale graduation 10 ml

Art.no. **3427** capacity 1 l - scale graduation 10 ml

Art.no. **3428** capacity 2 l - scale graduation 20 ml

Art.no. **3429** capacity 3 l - scale graduation 50 ml

Art.no. **3430** capacity 5 l - scale graduation 100 ml



Graduated measure, in high density polyethylene, with funnel type outlet, flexible extension with cap, protection cover. Suitable for the use with oil, fuel, antifreeze, windshield washer fluid, break fluid, battery fluid.

Art.no. **3447** capacity 1 l

Art.no. **3448** capacity 2 l

Art.no. **3449** capacity 5 l



Graduated measure, tin-plate, suitable for the use with oil, fuel and antifreeze.

With rigid, plastic discharge spout:

Art.no. **3408/05R** capacity 0.5 l

Art.no. **3408/1R** capacity 1 l

Art.no. **3408/2R** capacity 2 l



With flexible metal discharge spout:

Art.no. **3408/1FMS** capacity 1 l

Art.no. **3408/2FMS** capacity 2 l

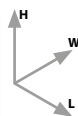
Art.no. **2302**

Wall-mounted dispensing bar, suitable for oil and antifreeze, equipped with 1 spring operated spigot with splash guard filter and drain valve for drip tray. Inlet connections 3/4" BSP (F). The unit is prepared for the installation of 2 more spigots.

Optional: Plastic or tin plate measures (see page 73!) and flow meters (art. no. 2429; see page 64!) are available as accessories on demand!



Art. no.	Weight	Dimensions (LxWxH) (mm)
<b>2302</b>	11 kg	500x300x500



Art.no. **2301**

Spring operated spigot, in galvanized steel, with splash guard filter, max pressure 24 bar, for the use with oil and antifreeze.



Art.no. **2363**

Drum dispensing bar for 208 l - drums, suitable for oil and antifreeze, consisting of:

- 1:1 – pneumatic pump, double acting, art. no. 2043/L (see page 40!);
- spring operated spigot, in galvanized steel, with splash guard filter, with prolongation tube for pump connection and connection adapters, art. no. 2303;
- pressure regulator and air filter with moisture separator, art. no. 7180;
- drip tray and bung adapter for fixation on drum.

Optional: plastic or tin plate measures (see page 73!) and plastic cans are available as accessories on demand!

Art.no. **2303**

Spring operated spigot, in galvanized steel, with splash guard filter, max. pressure 8 bar, with prolongation tube for pump connection and connection adapters.



Art.no. **8545**

Oil dispensing kit, suitable for the dispensing of 2 oil types from 208 l – drums, with spill containment pallet, consisting of:

- Tank Service Base for 2 drums of 208 l, art. no. 8533, with metal mounting rack;
- 2 pcs. of pneumatic 1:1 – oil pumps, art. no. 2044 (see page 40!);
- 2 pcs. of suction tube with bung adapters for drums, art. no. 2204;
- 2 pcs. of suction hoses for connection pump – suction tube, art. no. 2205;
- 1 pc. of wall-mounted dispensing bar, art. no. 2302, equipped with 2 spigots, art. no. 2301;
- 2 pcs. of pressure regulators and air filter with moisture separator, art. no. 7180;
- 2 pcs. of connection hoses for the connection of pump and dispensing bar.

Optional:

- 2 plastic or tin plate measures (see page 73!) or plastic cans.



new

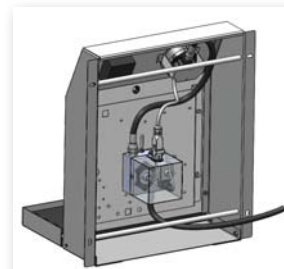


Art.no. **2306**

Wall-mounted dispensing bar, suitable for oil and antifreeze, with included 12 VDC – electric oil pump, electronic oil flow meter and ticket printer. This unit is a compact solution offering the possibility of a continuous control of dispensing data through an integrated ticket printer.

The dispensing bar is composed of:

- Metal oil bar cabinet in painted steel with drain valve for drip tray,
- Electric 12 VDC – oil pump, art.no. 6303 (see page 52),
- Electronic oval gears flow meter, series “BLC”, with backlit feature, art.no. 2429 (see page 64),
- Thermal ticket printer which allows to print the essential data of each dispense,
- Electric transformer/stabilizer 230 VAC – 12 VDC for the power supply, art.no. 6528,
- Spring-operated spigot with splash guard filter, art.no. 2301 (see page 74),
- 1,5 m – rubber suction hose with connections 1” BSP (F), art.no. 2205,
- Non-return suction foot valve with connection 1” BSP (M), art.no. 6647.



Optional: plastic or tin plate measures (see page 73!) and plastic cans are available as accessories on demand!

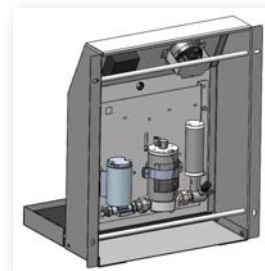
Art.no. **2306MID**

MID MI-005  
Approved

Wall-mounted dispensing bar such as art.no. 2306, but **approved for fiscal transactions according to MID MI-005, European Directive 2014/32/EU.**

The dispensing bar is composed of the same components as art.no. 2306, but with

- Electronic oval gears flow meter, series “MID”, **approved for fiscal transactions according to MID MI-005, European Directive 2014/32/EU;**
- Air separator kit without automatic pump stop device, patented, **approved according to OIML R117-1**, art.no. 1150 (see page 51).



OPTIONAL:

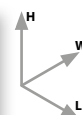
Plastic or tin plate measures (see page 73!) and plastic cans are available as accessories on demand!



Art.no. **2307**

Wall-mounted dispensing bar such as art.no. 2306, but without electric 12 VDC – pump.

Art. no.	Weight	Dimensions (LxWxH) (mm)
<b>2306</b>	30 kg	600x685x430
<b>2306MID</b>	32 kg	
<b>2307</b>	25.5 kg	





## Art.no. 2980C

Stationary pneumatic oil dispensing kit for 208 l - drums, consisting of:

- Pneumatic double acting 3:1 - oil pump, art. no. 2020 (see page 41!);
- Plastic bung adapter for the fixation of pumps on drums, art. no. 4340;
- 3 m - rubber hose Ø 1/2", art. no. 28703;
- Oil control gun with 1/2" BSP (M) inlet swivel, rigid outlet and automatic anti-drip nozzle, art. no. 2185;
- Pressure regulator and air filter with moisture separator, art. no. 7180.



## Art.no. 2982

Stationary pneumatic oil dispensing kit with electronic oil flow meter, for 208 l - drums, consisting of:

- Pneumatic double acting 3:1 - oil pump, art. no. 2020 (see page 41!);
- Plastic bung adapter for the fixation of pumps on drums, art. no. 4340;
- 3 m - rubber hose Ø 1/2", art. no. 28703;
- Electronic flow meter for oil, with control gun, rubber protection guard, trigger guard, rigid outlet, automatic anti-drip nozzle and inlet swivel 1/2" BSP (M), art. no. 2426 (see page 64!);
- Pressure regulator and air filter with moisture separator, art. no. 7180.

MID MI-005  
Approved



## Art.no. 2987MID

Stationary pneumatic oil dispensing kit, **approved for fiscal transactions** according to the European Directive 2014/32/EU, better known as **Measurement Instrument Directive MID MI-005**, consisting of:

- Pneumatic double acting 3:1 - oil pump, art. no. 2032 (see page 41!);
- Wall bracket in painted steel, for the fixation of the pump;
- Air separator kit art.no. 2050, patented, approved according to **OIML R117-1** (see page 51!);
- Manometer for outlet pressure control;
- Suction tube in galvanized steel, Ø 40 mm, length 950 mm, with 90° - curved connection 1" BSP (M), with foot valve, at. no. 2204, and bung adapter 2" BSP (M) x 40 mm, art. no. 4340, suitable for the use in 208 l - drums;
- 1.5 m - rubber suction hose 1", connections 1" BSP (F-F), art. no. 2205;
- 3 m - rubber hose Ø 1/2", art. no. 28703;
- Electronic oval gears flow meter for oil, approved for fiscal transactions **according to MID MI-005, Directive 2014/32/EU**, with control gun, rubber protection guard, trigger guard, oil flow control tube with transparent insert, flexible rubber outlet, Ø 1/2", with curved rigid 90° stem, automatic anti-drip nozzle and inlet swivel 1/2" BSP (M), art. no. 2545 (see page 65!).

## Art.no. 2987AG/MID

Stationary, pneumatic oil dispensing kit such as art.no. 2987/MID, but suitable for the use with antifreeze.



Art.no. **2971**

Mobile pneumatic oil dispensing kit with electronic oil flow meter, for 60 l - drums, consisting of:

- Pneumatic double acting 3:1 - oil pump, art. no. 2030 (see page 41!);
- Plastic bung adapter for the fixation of pumps on drums, art. no. 4340;
- Trolley with 4 wheels, art. no. 4360;
- 3 m - rubber hose Ø 1/2", art. no. 28703;
- Electronic flow meter for oil, with control gun, rubber protection guard, trigger guard, rigid outlet, automatic anti-drip nozzle and inlet swivel 1/2" BSP (M), art. no. 2426 (see page 64!);
- Pressure regulator and air filter with moisture separator, art. no. 7180.



Art. no.	Weight	Dimensions (LxWxH) (mm)
<b>2971</b>	29 Kg	600x600x1050



MID MI-005  
Approved

Art.no. **2971MID**

Mobile pneumatic oil dispensing kit, with electronic oil flow meter, for 60 l - drums, **approved for fiscal transactions** according to the European Directive 2014/32/EU, better known as **Measurement Instrument Directive MID MI-005**, consisting of:

- Pneumatic double acting 3:1 - oil pump, art. no. 2030 (see page 41!);
- Air separator kit, art. no. 2050, patented, approved **according to OIML R117-1** (see page 51!);
- Plastic bung adapter for the fixation of pumps on drums, art. no. 4340;
- Trolley with 4 wheels, art. no. 4360;
- 3 m - rubber hose Ø 1/2", art. no. 28703;
- Electronic oval gears flow meter for oil, approved for fiscal transactions according to **MID MI-005, Directive 2014/32/EU**, with control gun, rubber protection guard, trigger guard, oil flow control tube with transparent insert, flexible rubber outlet, Ø 1/2", with curved rigid 90° stem, automatic anti-drip nozzle and inlet swivel 1/2" BSP (M), art. no. 2545 (see page 65!);
- Pressure regulator and air filter with moisture separator, art. no. 7180.

The configuration of components in this kit meets with all metrological standards and requirements concerning accuracy defined in the **Directive MID MI-005** and can be used therefore as approved system also in fiscal transactions.



Art. no.	Weight	Dimensions (LxWxH) (mm)
<b>2971MID</b>	32 Kg	600x600x1050





Art.no. **2991**

Mobile pneumatic oil dispensing kit with standard trolley, for 208 l - drums, consisting of:

- Pneumatic double acting 3:1 - oil pump, art. no. 2020 (see page 41);
- Plastic bung adapter for the fixation of pumps on drums, art. no. 4340;
- Trolley with 4 wheels, art. no. 4380;
- 3 m - rubber hose Ø 1/2", art. no. 28703;
- Electronic flow meter for oil, with control gun, rigid outlet, automatic anti-drip nozzle and inlet swivel 1/2" BSP (M), art. no. 2426 (see page 64);
- Pressure regulator and air filter with moisture separator, art. no. 7180.

Art.no. **2993**

Mobile pneumatic oil dispensing kit, such as art. no. 2991, but with oil control gun, art. no. 2185, without oil flow meter and without pressure regulator and air filter with moisture separator, art. no. 7180.



Art.no. **2993**

Art. no.	Weight	Dimensions (LxWxH) (mm)
<b>2991</b>	32 Kg	900x830x1400
<b>2993</b>	30.5 Kg	900x830x1400



Art.no. **2991MID**

Mobile pneumatic oil dispensing kit with standard trolley, for 208 l - drums, with air separator, **approved for fiscal transactions** according to the European Directive 2014/32/EU, better known as **Measurement Instrument Directive MID MI-005**, consisting of:

- Pneumatic double acting 3:1 - oil pump, art. no. 2020 (see page 41!);
- Air separator kit, art. no. 2050, patented, approved according to **OIML R117-1** (see page 51!);
- Manometer for outlet pressure control;
- Plastic bung adapter for the fixation of pumps on drums, art. no. 4340;
- Trolley with 4 wheels, art. no. 4380;
- 3 m - rubber hose Ø 1/2", art. no. 28703;
- Electronic oval gears flow meter for oil, approved for fiscal transactions according to **MID MI-005, Directive 2014/32/EU**, with control gun, rubber protection guard, trigger guard, oil flow control tube with transparent insert, flexible rubber outlet, Ø 1/2", with curved rigid 90° stem, automatic anti-drip nozzle and inlet swivel 1/2" BSP (M), art. no. 2545 (see page 65!);
- Pressure regulator with manometer, condensation water separator and lubricator, art. no. 7150.

The configuration of components in this kit meets with all metrological standards and requirements concerning accuracy defined in the **Directive MID MI-005** and can be used therefore as approved system also in fiscal transactions.



Art. no.	Weight	Dimensions (LxWxH) (mm)
<b>2991MID</b>	39 Kg	900x830x1400



## Art.no. 2912

Mobile pneumatic oil dispensing kit, for 208 l – drums, with heavy duty trolley equipped with bigger wheels suitable also for the use on rough surfaces, consisting of:

- Pneumatic double acting 3:1 - oil pump, art. no. 2020 (see page 41!);
- Plastic bung adapter for the fixation of pumps on drums, art. no. 4340;
- Heavy duty trolley with 4 wheels and grate, art. no. 4389;
- 3 m – rubber hose Ø 1/2", art. no. 28703;
- Electronic flow meter for oil, with control gun, rubber protection guard, trigger guard, rigid outlet, automatic anti-drip nozzle and inlet swivel 1/2" BSP (M), art. no. 2426 (see page 64);
- Pressure regulator, air filter with moisture separator and lubricator, art. no. 7150.



Art. no.	Weight	Dimensions (LxWxH) (mm)
<b>2912</b>	42 Kg	790x900x1400



## Art.no. 2910

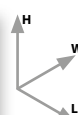
Mobile pneumatic oil dispensing kit, for 208 l – drums, with hose reel and standard trolley, consisting of:

- Pneumatic double acting 3:1 - oil pump, art. no. 2020 (see page 41!);
- Plastic bung adapter for the fixation of pumps on drums, art. no. 4340;
- Trolley with 4 wheels, art. no. 4380;
- Open hose reel, art. no. 9016;
- 15 m – rubber hose Ø 1/2", art. no. 28715;
- 1 m – rubber connection hose Ø 1/2", art. no. 28701;
- Electronic flow meter for oil, with control gun, rubber protection guard, trigger guard, rigid outlet, automatic anti-drip nozzle and inlet swivel 1/2" BSP (M), art. no. 2426 (see page 64!);
- Pressure regulator, air filter with moisture separator and lubricator, art. no. 7150.

**Optional accessory:** hydraulic spring brake device for the controlled and safe rewinding of hoses. Please add suffix "/HB" to the individual hose reel article number!



Art. no.	Weight	Dimensions (LxWxH) (mm)
<b>2910</b>	72 Kg	900x900x1400





## Art.no. 2914

Mobile pneumatic oil dispensing kit, for 208 l – drums, with hose reel and heavy duty trolley equipped with bigger wheels suitable also for the use on rough surfaces, consisting of:

- Pneumatic double acting 3:1 - oil pump, art. no. 2020 (see page 41!);
- Plastic bung adapter for the fixation of pumps on drums, art. no. 4340;
- Heavy duty trolley with 4 wheels and grate, art. no. 4389;
- Open hose reel, art. no. 9016;
- 15 m – rubber hose Ø 1/2", art. no. 28715;
- 1 m – rubber connection hose Ø 1/2", art. no. 28701;
- Electronic flow meter for oil, with control gun, rubber protection guard, trigger guard, rigid outlet, automatic anti-drip nozzle and inlet swivel 1/2" BSP (M), art. no. 2426 (see page 64!);
- Pressure regulator, air filter with moisture separator and lubricator, art. no. 7150.

**Optional accessory:** hydraulic spring brake device for the controlled and safe rewinding of hoses. Please add suffix "/HB" to the individual hose reel article number!



Art. no.	Weight	Dimensions (LxWxH) (mm)
<b>2914</b>	86 Kg	790x900x1400



## Art.no. 2914MID

Mobile pneumatic oil dispensing kit with with hose reel and heavy duty trolley equipped with bigger wheels suitable also for the use on rough surfaces, for 208 l – drums, with air separator, **approved for fiscal transactions** according to the European Directive 2014/32/EU, better known as **Measurement Instrument Directive MID MI-005**, consisting of:

- Pneumatic double acting 3:1 - oil pump, art. no. 2020 (see page 41!);
- Air separator kit, art. no. 2050, patented, approved according to **OIML R117-1** (see page 51!);
- Manometer for outlet pressure control;
- Plastic bung adapter for the fixation of pumps on drums, art. no. 4340;
- Heavy duty trolley with 4 wheels and grate, art. no. 4389;
- Open hose reel, art. no. 9016;
- 15 m – rubber hose Ø 1/2", art. no. 28715;
- 1 m – rubber connection hose Ø 1/2", art. no. 28701;
- Electronic oval gears flow meter for oil, approved for fiscal transactions according to **MID MI-005, Directive 2014/32/EU**, with control gun, rubber protection guard, trigger guard, oil flow control tube with transparent insert, flexible rubber outlet, Ø 1/2", with curved rigid 90° stem, automatic anti-drip nozzle and inlet swivel 1/2" BSP (M), art. no. 2545 (see page 65!);
- Pressure regulator, air filter with moisture separator and lubricator, art. no. 7150.

The configuration of components in this kit meets with all metrological standards and requirements concerning accuracy defined in the **Directive MID MI-005** and can be used therefore as approved system also in fiscal transactions.

MID MI-005  
Approved



Art. no.	Weight	Dimensions (LxWxH) (mm)
<b>2914MID</b>	94 Kg	790x900x1400





## Art.no. 2918

Mobile electric oil dispensing kit, for 208 l – drums, with hose reel and heavy duty trolley equipped with bigger wheels suitable also for the use on rough surfaces, consisting of:

- Electric, self-priming 230 VAC gear pump for the supply of oil, art. no. 6142 (see page 53!);
- Control box with push button and electric connection cable;
- Double electronic pressure switch that starts the pump once the control gun is activated and stops it again due to the pressure increase in the circuit once the gun is closed;
- Electronic flow meter for oil, with control gun, rigid outlet, automatic anti-drip nozzle and inlet swivel 1/2" BSP (M), art. no. 2426;
- Heavy duty trolley with 4 wheels and grate, art. no. 4389;
- 3 m – rubber hose Ø 1/2", art. no. 28703;
- Suction tube in galvanized steel, Ø 40 mm, length 950 mm, with 90° - curved connection 1" BSP (M), with foot valve, art. no. 2204;
- 1.5 m - rubber suction hose 1", connections 1" BSP (F-F), art. no. 2205.

## Art.no. 2917

Dispensing unit as art. no. 2918 but with pump at 110 VAC art. no. 6127.



Art. no.	Weight	Dimensions (LxWxH) (mm)
<b>2918</b>	90 Kg	790x900x1400
<b>2917</b>		



MID MI-005  
Approved

## Art.no. 2918MID

Mobile electric oil dispensing kit, for 208 l – drums, with hose reel and heavy duty trolley equipped with bigger wheels suitable also for the use on rough surfaces, with air separator kit, **approved for fiscal transactions** according to the European Directive 2014/32/EU, better known as **Measurement Instrument Directive MID MI-005**, consisting of:

- Electric, self-priming 230 VAC gear pump for the supply of oil, art. no. 6122; (see page 53!);
- Air separator kit with automatic pump stop device, patented, (stopping the pump as soon as air is sucked into the suction line due to an empty drum or tank), **approved according to OIML R117-1**, art.no. 2054 (see page 51!);
- Control box with push button and electric connection cable;
- Double electronic pressure switch that starts the pump once the control gun is activated and stops it again due to the pressure increase in the circuit once the gun is closed;
- Electronic oval gears flow meter for oil, approved for fiscal transactions according to **MID MI-005, Directive 2014/32/EU**, with control gun, rubber protection guard, trigger guard, oil flow control tube with transparent insert, flexible rubber outlet, Ø 1/2", with curved rigid 90° stem, automatic anti-drip nozzle and inlet swivel 1/2" BSP (M), art. no. 2545 (see page 65!);
- Heavy duty trolley with 4 wheels and grate, art. no. 4389;
- 3 m – rubber hose Ø 1/2", art. no. 28703;
- Suction tube in galvanized steel, Ø 40 mm, length 950 mm, with 90° - curved connection 1" BSP (M), with foot valve, art. no. 2204;
- 1.5 m - rubber suction hose 1", connections 1" BSP (F-F), art. no. 2205.

The configuration of components in this kit meets with all metrological standards and requirements concerning accuracy defined in the **Directive MID MI-005** and can be used therefore as approved system also in fiscal transactions.



Art. no.	Weight	Dimensions (LxWxH) (mm)
<b>2918MID</b>	90 Kg	790x900x1400



## Kit 2992

Stationary pneumatic oil dispensing kit, for 208 l - drums, consisting of:

- Pneumatic double acting 3:1 - oil pump, art. no. 2020 (see page 41!);
- Plastic bung adapter for the fixation of pumps on drums, art. no. 4340;
- Open hose reel, standard series, art. no. 9016;
- 15 m - rubber hose Ø 1/2", art. no. 28715;
- 2 m - rubber connection hose Ø 1/2", art. no. 28702;
- Electronic flow meter for oil, with control gun, rubber protection guard, trigger guard, rigid outlet, automatic anti-drip nozzle and inlet swivel 1/2" BSP (M), art. no. 2426 (see page 64!);
- Pressure regulator and air filter with moisture separator, art. no. 7180.



## Kit 2992/10

Same as art. no. 2992, but with open hose reel art. no. 9016 and 10 m - hose, art. no. 28710.

## Kit 2992/20

Same as art. no. 2992, but with open hose reel art. no. 9021 and 20 m - hose, art. no. 28720.

## OPTIONAL

- Wall mounted gun holder with drip tray, art. no. 9784;
- Pivoting wall bracket for hose reel, art. no. 9767 (only suitable for single installations);
- Hydraulic spring brake device for the controlled and safe rewinding of hoses. Please add suffix "/HB" to the individual hose reel article number!

## Kit 2992MID

Stationary pneumatic oil dispensing kit, for 208 l - drums, **approved for fiscal transactions** according to the European Directive 2014/32/EU, better known as **Measurement Instrument Directive MID MI-005**, consisting of:

- Pneumatic double acting 3:1 - oil pump, art. no. 2020 (see page 41!);
- Plastic bung adapter for the fixation of pumps on drums, art. no. 4340;
- Air separator kit, art. no. 2050, patented, **approved according to OIML R117-1** (see page 51!);
- Manometer for outlet pressure control;
- Open hose reel, standard series, art. no. 9016;
- 15 m - rubber hose Ø 1/2", art. no. 28715;
- 1 m - rubber connection hose Ø 1/2", art. no. 28701;
- Electronic oval gears flow meter for oil, approved for fiscal transactions according to **MID MI-005, Directive 2014/32/EU**, with control gun, rubber protection guard, trigger guard, oil flow control tube with transparent insert, flexible rubber outlet, Ø 1/2", with curved rigid 90° stem, automatic anti-drip nozzle and inlet swivel 1/2" BSP (M), art. no. 2545 (see page 65!);
- Pressure regulator, air filter with moisture separator and lubricator, art. no. 7150;
- Wall mounted gun holder with drip tray, art. no. 9784.



The configuration of components in this kit meets with all metrological standards and requirements concerning accuracy defined in the **Directive MID MI-005** and can be used therefore as approved system also in fiscal transactions.

## OPTIONAL

- Pivoting wall bracket for hose reel, art. no. 9767 (only suitable for single installations);
- Hydraulic spring brake device for the controlled and safe rewinding of hoses. Please add suffix "/HB" to the individual hose reel article number!

## Kit 2984

Stationary pneumatic oil dispensing kit, for 208 l – drums, consisting of:

- Pneumatic double acting 3:1 - oil pump, art. no. 2020 (see page 41!);
- Plastic bung adapter for the fixation of pumps on drums, art. no. 4340;
- Open hose reel, adjustable arms series, art. no. 9090;
- 15 m – rubber hose Ø 1/2", art. no. 28715;
- 2 m – rubber connection hose Ø 1/2", art. no. 28702;
- Electronic flow meter for oil, with control gun, rubber protection guard, trigger guard, rigid outlet, automatic anti-drip nozzle and inlet swivel 1/2" BSP (M), art. no. 2426 (see page 64!);
- Pressure regulator and air filter with moisture separator, art. no. 7180.

### OPTIONAL

- Wall mounted gun holder with drip tray, art. no. 9784;
- Pivoting wall bracket for hose reel, art. no. 9767 (only suitable for single installations);
- Hydraulic spring brake device for the controlled and safe rewinding of hoses. Please add suffix "/HB" to the individual hose reel article number!



Art.no. **9784**

Wall mounted gun holder with drip tray.

MID MI-005  
Approved

## Kit 2984MID

Stationary pneumatic oil dispensing kit, for 208 l – drums, **approved for fiscal transactions** according to the European Directive 2014/32/EU, better known as **Measurement Instrument Directive MID MI-005**, consisting of:

- Pneumatic double acting 3:1 - oil pump, art. no. 2032 (see page 41!);
- Wall bracket in painted steel, for the fixation of the pump;
- Suction tube in galvanized steel, Ø 40 mm, length 950 mm, with 90° - curved connection 1" BSP (M), with foot valve, at. no. 2204, and bung adapter 2" BSP (M) x 40 mm, art. no. 4340, suitable for the use in 208 l – drums;
- 1.5 m - rubber suction hose 1", connections 1" BSP (F-F), art. no. 2205;
- Air separator kit, art. no. 2050, patented, **approved according to OIML R117-1** (see page 51!);
- Manometer for outlet pressure control;
- Open hose reel, adjustable arms series, art. no. 9090;
- 15 m – rubber hose Ø 1/2", art. no. 28715;
- 2 m – rubber connection hose Ø 1/2", art. no. 28702;
- Electronic oval gears flow meter for oil, approved for fiscal transactions according to **MID MI-005, Directive 2014/32/EU**, with control gun, rubber protection guard, trigger guard, oil flow control tube with transparent insert, flexible rubber outlet, Ø 1/2", with curved rigid 90° stem, automatic anti-drip nozzle and inlet swivel 1/2" BSP (M), art. no. 2545 (see page 65!);
- Pressure regulator, air filter with moisture separator and lubricator, art. no. 7150;
- Wall mounted gun holder with drip tray, art. no. 9784.



The configuration of components in this kit meets with all metrological standards and requirements concerning accuracy defined in the **Directive MID MI-005** and can be used therefore as approved system also in fiscal transactions.

### OPTIONAL

- Pivoting wall bracket for hose reel, art. no. 9767 (only suitable for single installations);
- Hydraulic spring brake device for the controlled and safe rewinding of hoses. Please add suffix "/HB" to the individual hose reel article number!





## Kit 2994

Stationary pneumatic oil dispensing kit, for 208 l – drums, consisting of:

- Pneumatic double acting 3:1 - oil pump, art. no. 2020 (see page 41!);
- Plastic bung adapter for the fixation of pumps on drums, art. no. 4340;
- Enclosed hose reel, art. no. 9013;
- 15 m – rubber hose Ø 1/2", art. no. 28715;
- 2 m – rubber connection hose Ø 1/2", art. no. 28702;
- Electronic flow meter for oil, with control gun, rubber protection guard, trigger guard, rigid outlet, automatic anti-drip nozzle and inlet swivel 1/2" BSP (M), art. no. 2426 (see page 64!);
- Pressure regulator and air filter with moisture separator, art. no. 7180.

### OPTIONAL

- Wall mounted gun holder with drip tray, art. no. 9784
- Pivoting wall bracket for hose reel, art. no. 9778 (only suitable for single installations)
- Hydraulic spring brake device for the controlled and safe rewinding of hoses. Please add suffix "/HB" to the individual hose reel article number!

## Kit 2994/10

Same as art. no. 2992, but with enclosed hose reel art. no. 9013 and 10 m – hose, art. no. 28710.

## Kit 2994/20

Same as art. no. 2992, but with enclosed hose reel art. no. 9023 and 20 m – hose, art. no. 28720.



## Kit 2934

Stationary pneumatic oil dispensing kit, for 208 l – drums, consisting of:

- 3 pcs. of pneumatic double acting 3:1 - oil pumps, art. no. 2020 (see page 41!);
- 3 pcs. of plastic bung adapters for the fixation of pumps on drums, art. no. 4340;
- 3 pcs. of enclosed hose reels, art. no. 9013;
- 3 pcs. of 15 m – rubber hoses 1/2", art. no. 28715;
- 1 pc. of 3 m – rubber connection hose 1/2", art. no. 28703;
- 1 pc. of 4 m – rubber connection hose 1/2", art. no. 28704;
- 1 pc. of 5 m – rubber connection hose 1/2", art. no. 28705;
- 3 pcs. of electronic flow meters for oil, with control gun, rubber protection guard, trigger guard, rigid outlet, automatic anti-drip nozzle and inlet swivel 1/2" BSP (M), art. no. 2426 (see page 64!);
- 3 pcs. of wall mounted gun holders with drip tray, art. no. 9784;
- 3 pcs. of pressure regulators and air filters with moisture separators, art. no. 7180
- 4 pcs. of plastic casing elements for hose reel battery, art. nos. 9780, 9781, 9779;
- 1 pc. of mounting panels for hose reels, art. no. 8534;
- 3 pcs. metal counter brackets with fixing screws art. no. 03 9013.

### OPTIONAL

- Hydraulic spring brake device for the controlled and safe rewinding of hoses. Please add suffix "/HB" to the individual hose reel article number!





## Kit 2985MID

Stationary pneumatic oil dispensing kit, for 208 l – drums, **approved for fiscal transactions** according to the European Directive 2014/32/EU, better known as **Measurement Instrument Directive MID MI-005**, consisting of:




- Pneumatic double acting 3:1 - oil pump, art. no. 2032 (see page 4!);
- Wall bracket in painted steel, for the fixation of the pump;
- Suction tube in galvanized steel, Ø 40 mm, length 950 mm, with 90° - curved connection 1" BSP (M), with foot valve, at. no. 2204, and bung adapter 2" BSP (M) x 40 mm, art. no. 4340, suitable for the use in 208 l – drums;
- 1.5 m - rubber suction hose 1", connections 1" BSP (F-F), art. no. 2205;
- Air separator kit, art. no. 2050, patented, **approved according to OIML R117-1** (see page 51!);
- Manometer for outlet pressure control;
- Open hose reel, standard series, art. no. 9016;
- 15 m – rubber hose Ø 1/2", art. no. 28715;
- 2 m – rubber connection hose Ø 1/2", art. no. 28702;
- Electronic oval gears flow meter for oil, approved for fiscal transactions according to **MID MI-005, Directive 2014/32/EU**, with control gun, rubber protection guard, trigger guard, oil flow control tube with transparent insert, flexible rubber outlet, Ø 1/2", with curved rigid 90° stem, automatic anti-drip nozzle and inlet swivel 1/2" BSP (M), art. no. 2545 (see page 65!).

## Kit 2985

Same as art.no. 2985MID, but non-MID-approved model with electronic flow meter for oil, with control gun, rubber protection guard, trigger guard, rigid outlet, automatic anti-drip nozzle and inlet swivel 1/2" BSP (M), art. no. 2426 (see page 64!) and without air separator kit, art. no. 2050, and manometer for outlet pressure control.

## Kit 2974MID

Stationary electric oil dispensing kit, for 208 l – drums, approved for fiscal transactions according to the **European Directive 2014/32/EU**, better known as **Measurement Instrument Directive MID MI-005**, consisting of:



- Electric, self-priming 230 VAC gear pump for the supply of oil, art. no. 6122; (see page 53!);
- Control box with push button and electric connection cable;
- Double electronic pressure switch that starts the pump once the control gun is activated and stops it again due to the pressure increase in the circuit once the gun is closed;
- Wall bracket in painted steel, for the fixation of the pump;
- Suction tube in galvanized steel, Ø 40 mm, length 950 mm, with 90° - curved connection 1" BSP (M), with foot valve, art. no. 2204, and bung adapter 2" BSP (M) x 40 mm, art. no. 4340, suitable for the use in 208 l – drums;
- 1.5 m - rubber suction hose 1", connections 1" BSP (F-F), art. no. 2205;
- Air separator kit, art. no. 2054, patented, **approved according to OIML R117-1** (see page 51!);
- Manometer for outlet pressure control;
- Open hose reel, standard series, art. no. 9016;
- 15 m – rubber hose Ø 1/2", art. no. 28715;
- 2 m – rubber connection hose Ø 1/2", art. no. 28702;
- Electronic oval gears flow meter for oil, approved for fiscal transactions according to **MID MI-005, Directive 2014/32/EU**, with control gun, rubber protection guard, trigger guard, oil flow control tube with transparent insert, flexible rubber outlet, Ø 1/2", with curved rigid 90° stem, automatic anti-drip nozzle and inlet swivel 1/2" BSP (M), art. no. 2545 (see page 65!);
- Wall mounted gun holder with drip tray, art. no. 9784.

The configuration of components in this kit meets with all metrological standards and requirements concerning accuracy defined in the **Directive MID MI-005** and can be used therefore as approved system also in fiscal transactions.



## Kit 8210

Pneumatic oil dispensing kit, for the installation on top of 1000 l – IBC -tanks, consisting of:

- Pneumatic double acting 3:1 – oil pump, art. no. 2020130 (see page 41!);
- Plastic bung adapter for the fixation of pumps on drums, art. no. 4340;
- Open hose reel, standard series, art. no. 9016;
- 15 m – rubber hose Ø 1/2", art. no. 28715;
- 1.5 m – rubber connection hose Ø 1/2", art. no. 287015;
- Electronic flow meter for oil, with control gun, rubber protection guard, trigger guard, rigid outlet, automatic anti-drip nozzle and inlet swivel 1/2" BSP (M), art. no. 2426 (see page 64!);
- Pressure regulator and air filter with moisture separator, art. no. 7180;
- Dispensing nozzle holder with drip tray, art. no. 9784;
- Metal mounting frame, art. no. 9785.

## Kit 8250

Same as art. no. 8210, but including an empty 1000 l – IBC – tank, art. no. 8215.

## OPTIONAL

Hydraulic spring brake device for the controlled and safe rewinding of hoses. Please add suffix "/HB" to the individual hose reel article number!



Art.no. **8215**

Kit **8250**

## Kit 8208

Pneumatic oil dispensing kit, for the installation on the side of 1000 l – IBC -tanks, consisting of:

- Pneumatic single acting 5:1 – oil pump, art. no. 2075 (see page 42!);
- Plastic bung adapter for the fixation of pumps on drums, art. no. 4340;
- Pressure regulator with manometer, art. no. 7200;
- Electronic flow meter for oil, with control gun, rigid outlet, automatic anti-drip nozzle and inlet swivel 1/2" BSP (M), art. no. 2426 (see page 64!);
- 3 m – rubber hose Ø 1/2", art. no. 28703;
- Suction hose 1" with connection adapter for IBC – tanks;
- Metal mounting bracket, art. no. 9785.



## Kit 8209

Pneumatic oil dispensing kit, for the installation on the side of 1000 l – IBC –tanks. Same components as art. no. 8208, but with pneumatic 6:1 – single acting oil pump, series Tapir, delivery of 32 l/min (see page 45!).





## Kit 8206

Pneumatic oil dispensing kit, for the installation on top of double wall steel tanks, series art. nos. 8217 (see page 100!), consisting of:

- Pneumatic double acting 5:1 - oil pump, art. no. 2075 (see page 42!);
- Plastic bung adapter for the fixation of pumps on drums, art. no. 4340;
- Pressure regulator and air filter with moisture separator, art. no. 7180;
- Electronic flow meter for oil, with control gun, rubber protection guard, trigger guard, rigid outlet, automatic anti-drip nozzle and inlet swivel 1/2" BSP (M), art. no. 2426 (see page 64!);
- 0.5 m - rubber connection hose Ø 1/2", art. no. 287005;
- Metal mounting frame, art. no. 9787;
- Open hose reel, adjustable arms series, art. no. 9090;
- 15 m - rubber hose Ø 1/2", art. no. 28715.

## Kit 8206MID

Same as art. no. 8206, but kit **approved for fiscal transactions** according to the European Directive 2014/32/EU, better known as **Measurement Instrument Directive (MID) MI-005**, with air separator kit, art. no. 2050, patented, approved **according to OIML R117-1** (see page 51!), manometer for outlet pressure control and electronic oval gears flow meter for oil, approved for fiscal transactions according to MID MI-005, directive 2014/32/EU, with control gun, rubber protection guard, trigger guard, oil flow control tube with transparent insert, flexible rubber outlet, Ø 1/2", with curved rigid 90° stem, automatic anti-drip nozzle and inlet swivel 1/2" BSP (M), art. no. 2545 (see page 65!)

## Kit 8204

Electric oil dispensing kit, for the installation on top of double wall steel tanks, series art. nos. 8217 (see page 100!), consisting of:

- Electric, self-priming 230 VAC gear pump for the supply of oil, art. no. 6122; (see page 53!);
- Control box with push button and electric connection cable;
- Double electronic pressure switch that starts the pump once the control gun is activated and stops it again due to the pressure increase in the circuit once the gun is closed; Please check if this is included as well!
- Electronic flow meter for oil, with control gun, rubber protection guard, trigger guard, rigid outlet, automatic anti-drip nozzle and inlet swivel 1/2" BSP (M), art. no. 2426 (see page 64!);
- 0.5 m - rubber connection hose 1/2", art. no. 287005;
- Metal mounting frame, art. no. 9787;
- Open hose reel, adjustable arms series, art. no. 9090;
- 15 m - rubber hose 1/2", art. no. 28715.

## Kit 8207

Pneumatic oil dispensing kit art.no. 8206, but installed on a 1000 l - double wall tank, art.no. 8217/1000 (see page 96!).

## Kit 8207MID

Pneumatic oil dispensing kit art.no. 8206MID, but installed on a 1000 l - double wall tank, art.no. 8217/1000 (see page 96!). **Approved for fiscal transactions** according to the European Directive 2014/32/EU, better known as **Measurement Instrument Directive (MID) MI-005**.

## Kit 8205

Electric oil dispensing kit art.no. 8204, but installed on a 1000 l - double wall tank, art.no. 8217/1000 (see page 96!).

## Kit 8205MID

Electric oil dispensing kit art.no. 8204MID, but installed on a 1000 l - double wall tank, art.no. 8217/1000 (see page 96!). **Approved for fiscal transactions** according to the European Directive 2014/32/EU, better known as **Measurement Instrument Directive (MID) MI-005**.



Pneumatic oil dispensing kits for 1 or 2 oil types. The use of the included spill containment pallet with metal mounting rack allows to create quickly an autonomous dispensing unit that can be put in any place of the workshop. Also it can be moved at any time if it becomes necessary.

## Kit 8548

Stationary pneumatic oil supply station, for 208 l – drums, consisting of:

- Tank Service Base for 1 drum of 208 l, art. no. 8525, with metal mounting rack;
- Pneumatic double acting 3:1 - oil pump, art. no. 2020 (see page 41!);
- Plastic bung adapter for the fixation of pumps on drums, art. no. 4340;
- Open hose reel, standard series, art. no. 9016;
- 15 m – rubber hose Ø 1/2", art. no. 28715
- 2 m – rubber connection hose Ø 1/2", art. no. 28702
- Electronic flow meter for oil, with control gun, rubber protection guard, trigger guard, rigid outlet, automatic anti-drip nozzle and inlet swivel 1/2" BSP (M), art. no. 2426 (see page 64!);
- Pressure regulator and air filter with moisture separator, art. no. 7180.

## Kit 8548/10

Same as art.no. 8548, but with only 10 m – hose, art. no. 28710.

### OPTIONAL

Hydraulic spring brake device for the controlled and safe rewinding of hoses. Please add suffix "/HB" to the individual hose reel article number!



Art. no.	Weight	Dimensions (LxWxH) (mm)
<b>8548</b>	114 Kg	830x880x2360



## Kit 8549

Stationary pneumatic oil supply station, for 2 x 208 l – drums, consisting of:

- Tank Service Base for 2 drums of 208 l, art. no. 8533, with metal mounting rack;
- 2 pcs. of pneumatic double acting 3:1 - oil pumps, art. no. 2020 (see page 41!);
- 2 pcs. of plastic bung adapters for the fixation of pumps on drums, art. no. 4340;
- 2 pcs. of open hose reels, standard series, art. no. 9016;
- 2 pcs. of 15 m – rubber hoses 1/2", art. no. 28715;
- 2 pcs. of 2 m – rubber connection hoses 1/2", art. no. 28702;
- 2 pcs. of electronic flow meters for oil, with control gun, rubber protection guard, trigger guard, rigid outlet, automatic anti-drip nozzle and inlet swivel 1/2" BSP (M), art. no. 2426 (see page 64!);
- 2 pcs. of pressure regulators and air filters with moisture separators, art. no. 7180.

## Kit 8549/10

Same as art.no. 8549, but with only 10 m – hose, art. no. 28710.

### OPTIONAL

Hydraulic spring brake device for the controlled and safe rewinding of hoses. Please add suffix "/HB" to the individual hose reel article number!



Art. no.	Weight	Dimensions (LxWxH) (mm)
<b>8549</b>	182 Kg	1350x880x2360





## Art.no. 8549MID

Stationary pneumatic oil supply station, for 2 x 208 l – drums, **approved for fiscal transactions** according to the European Directive 2014/32/EU, better known as **Measurement Instrument Directive (MID) MI-005**, consisting of:

- 2 pcs. of pneumatic double acting 3:1 - oil pump art. no. 2023 (see page 44);
- 2 pcs. of air separator kit, art. no. 2050, patented, **approved according to OIML R117-1** (see page 51!);
- 2 pcs. of manometer for outlet pressure control;
- 1 pc. of Tank Service Base for 2 drums of 208 l, art. no. 8533, with metal mounting rack;
- 2 pcs. of suction tube in galvanized steel, Ø 40 mm, length 950 mm, with 90° - curved connection 1" BSP (M), with foot valve, and bung adapter 2" BSP (M) x 40 mm, art. no. 4340, suitable for the use in 208 l – drums;
- 2 pcs. of 1.5 m - rubber suction hose 1", connections 1" BSP (F-F), art. no. 2205;
- 2 pcs. of open hose reel, adjustable arms series, art. no. 9090;
- 2 pcs. of 15 m – rubber hose Ø 1/2", art. no. 28715;
- 2 pcs. of 1.5 m – rubber connection hose Ø 1/2", art. no. 287015;
- 2 pcs. of electronic oval gears flow meter for oil, **approved for fiscal transactions according to MID MI-005, Directive 2014/32/EU**, with control gun, rubber protection guard, trigger guard, oil flow control tube with transparent insert, flexible rubber outlet, Ø 1/2", with curved rigid 90° stem, automatic anti-drip nozzle and inlet swivel 1/2" BSP (M), art. no. 2545 (see page 65!).

### OPTIONAL

Hydraulic spring brake device for the controlled and safe rewinding of hoses. Please add suffix "/HB" to the individual hose reel article number!

Not included



Art. no.	Weight	Dimensions (LxWxH) (mm)
<b>8549MID</b>	190 Kg	1350x880x2360



## Art.no. 8543MID

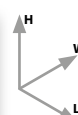
Stationary electric oil supply station, for 2 x 208 l – drums, approved for fiscal transactions according to the European Directive 2014/32/EU, better known as Measurement Instrument Directive (MID) MI-005, consisting of:

- 2 pcs. of electric, self-priming 230 VAC gear pump for the supply of oil, art. no. 6122; (see page 53!);
- 2 pcs. of control box with push button and electric connection cable with plug;
- 2 pcs. of double electronic pressure switch that starts the pump once the control gun is activated and stops it again due to the pressure increase in the circuit once the gun is closed;
- 2 pcs. of air separator kit, art. no. 2050, patented, **approved according to OIML R117-1** (see page 51!);
- 2 pcs. of manometer for outlet pressure control;
- 1 pc. of Tank Service Base for 2 drums of 208 l, art. no. 8533, with metal mounting rack;
- 2 pcs. of suction tube in galvanized steel, Ø 40 mm, length 950 mm, with 90° - curved connection 1" BSP (M), with foot valve, art. no. 2204, and bung adapter 2" BSP (M) x 40 mm, art. no. 4340, suitable for the use in 208 l – drums;
- 2 pcs. of 1,5 m - rubber suction hose 1", connections 1" BSP (F-F), art. no. 2205;
- 2 pcs. of open hose reel, adjustable arms series, art. no. 9090;
- 2 pcs. of 15 m – rubber hose Ø 1/2", art. no. 28715;
- 2 pcs. of 1.5 m – rubber connection hose Ø 1/2", art. no. 287015;
- 2 pcs. of electronic oval gears flow meter for oil, **approved for fiscal transactions according to MID MI-005, Directive 2014/32/EU**, with control gun, rubber protection guard, trigger guard, oil flow control tube with transparent insert, flexible rubber outlet, Ø 1/2", with curved rigid 90° stem, automatic anti-drip nozzle and inlet swivel 1/2" BSP (M), art. no. 2545 (see page 65!).

### Art.no. 8542MID

Stationary electric oil supply kit such as art.no. 8543MID, but with equipment for only 1 drum of 208 l.

Art. no.	Weight	Dimensions (LxWxH) (mm)
<b>8543MID</b>	194 Kg	1350x880x2360
<b>8542MID</b>	118 Kg	830x880x2360



Not included



Not included



Pneumatic oil dispensing kits for 1 or 2 oil types. The use of the included spill containment pallet with metal mounting rack allows to create quickly an autonomous dispensing unit that can be put in any place of the workshop. Also it can be moved at any time if it becomes necessary.

## Kit 8621

Pneumatic oil dispensing and storage cabinet, one drum - version, for 208 l – drums, consisting of:

- Tank Service Base for 1 drum of 208 l, art. no. 8525;
- Metal, lockable cabinet for 1 drum of 208 l, art. no. 8681;
- Pneumatic double acting 5:1 - oil pump, art. no. 2076 (see page 42!);
- Plastic bung adapter for the fixation of pumps on drums, art. no. 4340;
- Open hose reel, standard series, art. no. 9016;
- 15 m – rubber hose Ø 1/2", art. no. 28715;
- 2 m – rubber connection hose Ø 1/2", art. no. 28702;
- Electronic flow meter for oil, with control gun, rubber protection guard, trigger guard, flexible outlet, Ø 1/2", with curved rigid 90° stem, automatic anti-drip nozzle and inlet swivel 1/2" BSP (M), art. no. 2426 (see page 64!);
- Pressure regulator and air filter with moisture separator, art. no. 7180.



Art. no.	Weight	Dimensions (LxWxH) (mm)
<b>8621</b>	230 Kg	830x880x2360



## Kit 8634

Pneumatic oil dispensing and storage cabinet, 2 drums - version, for 208 l – drums, consisting of:

- Tank Service Base for 2 drums of 208 l, art. no. 8533;
- Metal, lockable cabinet for 2 drums of 208 l, art. no. 8682;
- 2 pcs. of pneumatic double acting 5:1 - oil pumps, art. no. 2076 (see page 42!);
- 2 pcs. of plastic bung adapters for the fixation of pumps on drums, art. no. 4340;
- 2 pcs. of open hose reels, standard series, art. no. 9016;
- 2 pcs. of 15 m – rubber hoses 1/2", art. no. 28715;
- 2 pcs. of 2 m – rubber connection hoses 1/2", art. no. 28702;
- 2 pcs. of electronic flow meters for oil, with control gun, rubber protection guard, trigger guard, flexible outlet, Ø 1/2", with curved rigid 90° stem, automatic anti-drip nozzle and inlet swivel 1/2" BSP (M), art. no. 2426 (see page 64!);
- 2 pcs. of Pressure regulators and air filters with moisture separators, art. no. 7180.



Art. no.	Weight	Dimensions (LxWxH) (mm)
<b>8634</b>	290 Kg	1350x880x2360



Mounting shelves consisting of spill containment pallets, series Tank Service Base, and special mounting racks for equipment.

These units are used:

- to create lubrication units according to the individual requirements;
- to achieve autonomous units that can easily be transported with a pallet truck or forklift and can be put at any place of a workshop;
- to avoid the pollution of the surrounding environment in case of eventual leakages, thanks to the included spill containment pallet.

## Kit 8525

Mounting shelf, consisting of:

- spill containment pallet for 1 drum of 208 l, art. no. 8524;
- 2 pcs. of steel posts, art. no. 8527;
- 2 pcs. of steel panels, art. no. 8526.



Art. no.	Weight	Dimensions (LxWxH) (mm)
<b>8525</b>	57.5 Kg	830x880x2300



## Kit 8533

Mounting shelf, consisting of:

- spill containment pallet for 2 drums of 208 l, art. no. 8532;
- 2 pcs. of steel posts, art. no. 8527;
- 2 pcs. of steel panels, art. no. 8534.



Art. no.	Weight	Dimensions (LxWxH) (mm)
<b>8533</b>	109 Kg	1350x830x2300





According to the regulations the storage of lubricant or fuel drums in industrial or workshop environments requires suitable containers which can collect the fluids in case of eventual leakages and prevent that those can pollute the surrounding environment.

The series TANK SERVICE BASE has been designed:

- to serve as a containment for eventually leaking fluids;
- to facilitate the transport of the drums;
- to create autonomous and easy-to-handle oil supply units.

Art.no. **8524**

## Tank Service Base 200

Spill containment pallet in painted steel, with pallet feet, suitable for the storage of 1 drum of 208 l. Prepared for the installation of a mounting rack consisting of steel posts (art. no. 8527) and steel panels (art. no. 8526, page 215) suitable for the installation of equipment.

Art.no. **8524/SE**

## Tank Service Base 200

Spill containment pallet in painted steel, suitable for the storage of 1 drum of 208 l. Economic version without possibility of installing a mounting rack on it and without pallet feet for the transport with pallet truck. Transport can be done by forklift.



OPTIONAL

Art.no. **8526**



Art.no. **8527**

Art. no.	Suitable for	Sump capacity	Weight	Dimensions (LxWxH) (mm)
<b>8524</b>	1 drum of 208 l	229 l	55 kg	920x830x340
<b>8524/SE</b>			54 kg	920x830x305



Art.no. **8532/SE**

## Tank Service Base 400

Spill containment pallet in painted steel, suitable for the storage of 2 drums of 208 l. Economic version without possibility of installing a mounting rack on it and without pallet feet for the transport with pallet truck. Transport can be done by forklift.



Art. no.	Suitable for	Sump capacity	Weight	Dimensions (LxWxH) (mm)
<b>8532/SE</b>	2 drums of 208 l	324 l	68 Kg	1350x830x305



Art.no. **8532**


## Tank Service Base 400

Spill containment pallet in painted steel, with pallet feet, suitable for the storage of 2 drums of 208 l. Prepared for the installation of a mounting rack consisting of steel posts (art. no. 8527) and steel panels (art. no. 8534, page 215) suitable for the installation of equipment.



OPTIONAL

Art.no. **8534**



Art.no. **8527**

Art. no.	Suitable for	Sump capacity	Weight	Dimensions (LxWxH) (mm)
<b>8532</b>	2 drums of 208 l	324 l	69 Kg	1350x830x340







Art.no. **8529**  
Art.no. **8539**

Mobile spill containment pallet in painted steel, with grate in galvanized steel, suitable for the storage of 208 l - drums, for the mobile lubricant supply. Equipped with 4 castors with brake as well as with tubular frame handle for a convenient transport even in areas of reduced space.



Art. no.	Suitable for	Sump capacity	Weight	Dimensions (LxWxH) (mm)
<b>8529</b>	1 drum 208 l	210 l	65 kg	860x860x1170
<b>8539</b>	2 drums 208 l	340 l	83 kg	850x1340x1170



Art.no. **8530**

Spill containment pallet in painted steel, with grate in galvanized steel, suitable for the storage of one 1000 l - IBC - tank.

Art.no. **8530/SP**

Same as art. no. 8530, but suitable for the mounting of posts (art. no. 8527) and panels (art. no. 8534) for the installation of any equipment.



Art. no.	Suitable for	Sump capacity	Weight	Dimensions (LxWxH) (mm)
<b>8530</b>	1 IBC-tank of 1000 l	1110 l	155 Kg	1220x1320x710



Art.no. **8531**

Spill containment pallet in painted steel, with grate in galvanized steel, suitable for the storage of two 1000 l - IBC - tanks.



Art. no.	Suitable for	Sump capacity	Weight	Dimensions (LxWxH) (mm)
<b>8531</b>	2 IBC-tanks of 1000 l	1250 l	190 Kg	1500x2200x380

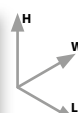


Art.no. **8536**

Spill containment pallet in painted steel, with grate in galvanized steel, suitable for the storage of up to 4 drums of 208 l.



Art. no.	Suitable for	Sump capacity	Weight	Dimensions (LxWxH) (mm)
<b>8536</b>	4 drums of 208 l	356 l	120 Kg	1780x1250x180





Art.no. **8564**

## Art.no. **8564**

Spill containment pallet in painted steel, with grate in galvanized steel, suitable for the storage up to 4 drums of 208 l.

## Art.no. **8565**

Spill containment pallet in painted steel, with grate in galvanized steel, suitable for the storage up to 8 drums of 208 l.

Art. no.	Suitable for	Sump capacity	Weight	Dimensions (LxWxH) (mm)
<b>8564</b>	4 drums of 208 l	335 l	94 kg	1340x1250x300
<b>8565</b>	8 drums of 208 l	680 l	202 kg	2720x1250x300



Art.no. **8567**

## Art.no. **8566**

Metal barrel rack, stackable, for the horizontal storage of up to 3 drums of 60 l. Suitable for the storage on spill containment pallet art. no. 8565.

## Art.no. **8567**

Metal barrel rack, stackable, for the horizontal storage of up to 2 drums of 208 l. Suitable for the storage on spill containment pallet art. no. 8565.

Art. no.	Suitable for	Weight	Dimensions (LxWxH) (mm)
<b>8566</b>	3 drums of 60 l	37 kg	1335x600x810
<b>8567</b>	2 drums of 208 l	32 kg	1335x600x810



Art.no. **8568**

## Art.no. **8568**

Metal barrel rack, stackable, for the horizontal storage of up to 3 drums of 208 l. Suitable for the storage on spill containment pallet art. no. 8565.

Art. no.	Suitable for	Weight	Dimensions (LxWxH) (mm)
<b>8568</b>	3 drums of 208 l	67 kg	1960x600x810



Art.no. **8569**

Art.no. **8563**

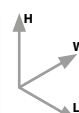
## Art.no. **8569**

Metal barrel rack, stackable, for the horizontal storage of up to 2 drums of 208 l. Suitable to be put up on the floor.


## Art.no. **8563**

Spill containment pallet in galvanized steel plate, without grate, to be placed under the metal barrel rack art. no. 8569.

Art. no.	Suitable for	Sump capacity	Weight	Dimensions (LxWxH) (mm)
<b>8569</b>	2 drums of 208 l	-	36 kg	1500x550x850
<b>8563</b>	-	270 l	48 kg	1390x1160x170



Art.no. **2271**



Art.no. **2270**  
Art.no. **2272**



Art.no. **2273**

## Art.no. **2270**

Gravity cock, in polyethylene, connection thread 3/4" BSP (M), with manual shut-off valve, suitable for the use with horizontally placed drums of 60 l or 208 l.

## Art.no. **2271**

Gravity cock, in brass, connection thread 3/4" BSP (M), with automatic shut-off valve, suitable for the use with horizontally placed drums of 60 l or 208 l.

## Art.no. **2272**

Gravity cock, in polyethylene, connection thread 2" BSP (M), with manual shut-off valve, suitable for the use with horizontally placed drums of 208 l.

## Art.no. **2273**

Gravity cock, in aluminium, connection thread 2" BSP (M), with manual shut-off valve, suitable for the use with horizontally placed drums of 208 l.



Art.no. **8220**

Mobile drum lift ERCOLINO 250 which allows the fixation of a drum by an extendable clamping device for lifting and its positioning on a spill containment pallet.

Max. lifting height over ground: 320 mm.

Max. lifting weight: 220 kg.

Each rotation of the crank corresponds to a 3 mm lifting of the drum.

Distance between the lift forks: 660 mm.

Art. no.	Weight	Dimensions (LxWxH) (mm)
<b>8220</b>	40 Kg	970x760x1320



Art.no. **4379**

Cradle for the transport of 208 l – drums, including an arresting device.

Art. no.	Weight	Dimensions (LxWxH) (mm)
<b>4379</b>	18 Kg	1350x830x250



Art.no. **7394**

Heating belt for 208 l – drums, 230 VAC, 1 kW, in siliconized and vulcanized, stretchable fabric, including thermostat and 1.5 m – connection cable.

Art. no.	Operating temperature	Min. isolating wall thickness of heated drum	Voltage	Power	Dimensions (mm)
<b>7394</b>	+ 30°C / + 180°C	0.4 mm	230 VAC	1000 W	1100x100

Art.no. **7816**

Hose storage metal rack for wall mounting. Suitable for a safe and proper storage of supply or suction hoses.

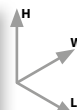


Art.no. **8217**

Double wall tank, external tank in galvanized steel and internal tank in high density polyethylene, suitable for the storage of lubricating oils and diesel. Including 4 connections in 2" on top of the tank, mechanical level indicator, optical leakage detector for eventual leakages in the internal tank, carrying handles and pallet feet for the lifting and the transport with a pallet truck or a forklift from all 4 sides. Approved for indoor installations.



Art. no.	Capacity	Weight	Dimensions (LxWxH) (mm)
<b>8217/400</b>	400 l	55 Kg	700x730x1170
<b>8217/750</b>	750 l	82 Kg	770x980x1460
<b>8217/1000</b>	1000 l	110 Kg	770x1280x1460
<b>8217/1500</b>	1500 l	165 Kg	700x1630x1870



Art.no. **8580**  
Art.no. **8581**  
Art.no. **8582**

Storage unit including spill containment pallet with grate in steel, suitable for the outdoor storage of 208 l – drums of oils and greases. The roof element of the unit can be opened in order to assure a good access and to facilitate the drum change. The doors can be locked.



Art. no.	Suitable for	Sump capacity	Weight	Dimensions (LxWxH) (mm)
<b>8580</b>	1 drum of 208 l	208 l	156 kg	870x870x1600
<b>8581</b>	2 drums of 208 l	216 l	188 kg	1350x860x1570
<b>8582</b>	4 drums of 208 l	405 l	278 kg	1350x1260x1540



Art.no. **8583**

Storage unit including spill containment pallet with grate in steel, suitable for the outdoor storage of one 1000 l – IBC – tank. The roof element of the unit can be opened in order to assure a good access and to facilitate the tank change. The doors can be locked.



Art. no.	Suitable for	Sump capacity	Weight	Dimensions (LxWxH) (mm)
<b>8583</b>	one 1000 l IBC – tank	1000 l	364 kg	1350x1660x1900







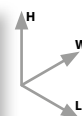
Containers in galvanized sheet steel, wall thickness 6/10, provided for the use as a lubricants storage container with the following characteristics:

- two-wing front or lateral doors, 2300 mm (width) x 2200 mm (height), with safety lock and key, or sliding door at the long side;
- floor plate with grate, bores 76 x 34 mm;
- collecting drip pan, height 130 mm, wall thickness 20/10;
- loading rack;
- ventilation grilles (86x45cm) with fixed fins.

On demand: with integrated lighting.



Art. no.	Description	Dimensions (LxWxH) (mm)
<b>8591</b>	Container in galvanized sheet steel with two-wing front doors	3000 x 2000 x 2400
<b>8592</b>		4000 x 2000 x 2400
<b>8593</b>		5000 x 2300 x 2400
<b>8594</b>		7000 x 2300 x 2400
<b>8591/S</b>	Container in galvanized sheet steel with two-wing sliding doors at the long side	3000 x 2000 x 2400
<b>8592/S</b>		4000 x 2000 x 2400
<b>8593/S</b>		5000 x 2300 x 2400
<b>8594/S</b>		7000 x 2300 x 2400



Internal dimensions: - 100 mm in length and width, - 400 mm in height.

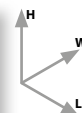
Heat insulated containers with panels of 30 mm wall thickness, provided for the use as a lubricants storage container with the following characteristics:

- two-wing front or lateral doors with safety lock and key, or sliding door at the long side;
- floor plate with grate, bores 76 x 34 mm;
- collecting drip pan, height 130 mm, wall thickness 20/10;
- loading rack;
- ventilation grilles with fixed fins.

On demand: lighting and power supply kit, with neon roof light, 36 W, bivalent power socket 10 – 16 A + T, residual current protective device 8 M with 3 differentials (overall – lighting – power socket).



Art. no.	Description	Dimensions (LxWxH) (mm)
<b>8595</b>	Heat insulated container in galvanized sheet steel with two-wing front doors	3000 x 2400 x 2400
<b>8596</b>		4000 x 2400 x 2400
<b>8597</b>		5000 x 2400 x 2400
<b>8598</b>		7000 x 2400 x 2400
<b>8599</b>		8000 x 2400 x 2400
<b>8595/S</b>	Heat insulated container in galvanized sheet steel with two-wing sliding doors at the long side	3000 x 2300 x 2400
<b>8596/S</b>		4000 x 2300 x 2400
<b>8597/S</b>		5000 x 2300 x 2400
<b>8598/S</b>		7000 x 2300 x 2400
<b>8599/S</b>		8000 x 2300 x 2400



Internal dimensions: - 130 mm in length and width, - 400 mm in height.



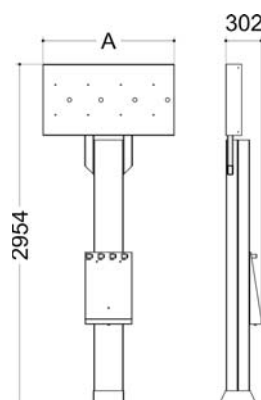
Service column stands in painted steel for the installation of equipment such as hose reels and other, provided for the installation in a workshop.

These systems are very convenient because they permit to optimize the use of the available space for the installation of any dispensing, suction and control equipment or power supply devices.

These units can be designed, manufactured and painted according to our customers' requirements.

## Single column service stand, standard version.

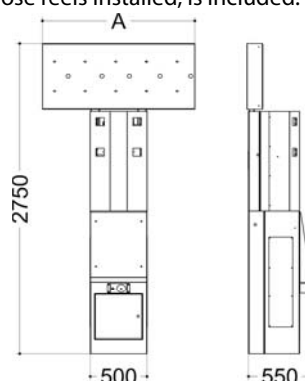
Includes the single column with a base for fixation to the floor, a mounting plate prepared with various holes for hose reels installation on top and a drip tray with gun holder, suitable for the quantity of hose reels installed.



Art.no.	Installable hose reel quantity	Length (A) hose reel mounting plate (mm)
9000/1	1	570
9000/2	2	570
9000/3	3	840
9000/4	4	1130
9000/5	5	1130
9000/6	6	1130

## Single column service stand, cabinet version.

Includes the single column with a base for fixation to the floor, a mounting plate prepared with various holes for hose reels installation on top, with sufficient space inside also for the pipework coming from the ceiling or from the floor, for the inside installation of small air or water hose reels or cable reels, and for an eventual installation of a waste fluid suction system in the bottom part of the column. Also a drip tray with gun holder, suitable for the quantity of hose reels installed, is included.



Art.no.	Installable hose reel quantity	Length (A) hose reel mounting plate (mm)
9001/1	1	550
9001/2	2	550
9001/3	3	800
9001/4	4	1080
9001/5	5	1350



Service column stands in painted steel for the installation of equipment such as hose reels and other, provided for the installation in a workshop.

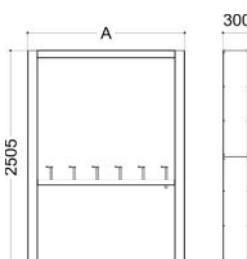
These systems are very convenient because they permit to optimize the use of the available space for the installation of any dispensing, suction and control equipment or power supply devices.

These units can be designed, manufactured and painted according to our customers' requirements.



new

**Double column service stand,** standard version, with full width drip tray with gun holders. Includes two columns with a base each for fixation to the floor, a mounting plate prepared with various holes for hose reels installation on top and a full width drip tray with gun holder, suitable for the quantity of hose reels installed.



Art.no.	Installable hose reel quantity	Length (A) crossbeam (mm)
<b>9002/4</b>	4	1310
<b>9002/5</b>	5	1580
<b>9002/6</b>	6	1850
<b>9002/7</b>	7	2120
<b>9002/8</b>	8	2390

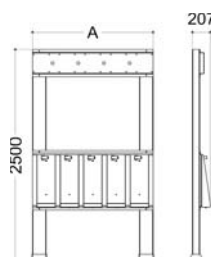


Service stands




new

**Double column service stand,** standard version, with individual drip trays with gun holders. Includes two columns with a base each for fixation to the floor, a mounting plate prepared with various holes for hose reels installation on top and an individual drip tray with gun holder per hose reel, suitable for the quantity of hose reels installed.



Art.no.	Installable hose reel quantity	Length (A) crossbeam (mm)
<b>9003/4</b>	4	1510
<b>9003/5</b>	5	1770
<b>9003/6</b>	6	2030
<b>9003/7</b>	7	2290
<b>9003/8</b>	8	2550



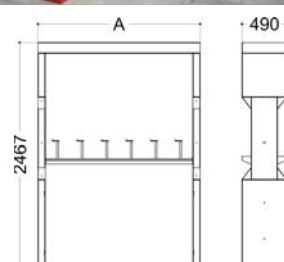
new

Art.no. **9004/x**



Art.no. **9005/x**

**Double column service stand,** cabinet version, with full width drip tray with gun holders, available with or without cabinet with shelves. Includes two columns with a base each for fixation to the floor, the lower side of the crossbeam is already prepared with various holes for hose reels installation, Inside of the columns and the crossbeam there is sufficient space also for the pipework coming from the ceiling or from the floor and for the eventual inside installation of compact air or water hose reels or cable reels (only in version with cabinet with lockable doors and shelves!). Also a full width drip tray with gun holder, suitable for the quantity of hose reels installed, is included.



Art.no. (without cabinet)	Art.no. (with cabinet)	Installable hose reel quantity	Length (A) crossbeam (mm)
<b>9004/4</b>	<b>9005/4</b>	4	1510
<b>9004/5</b>	<b>9005/5</b>	5	1510
<b>9004/6</b>	<b>9005/6</b>	6	1780
<b>9004/7</b>	<b>9005/7</b>	7	2050
<b>9004/8</b>	<b>9005/8</b>	8	2320





In the phase of the design and the installation of a centralized system for the distribution of fluids it is extremely important to select the appropriate pipework components in order to reach the best possible performances of the dispensing equipment and to optimize like that the productivity.

For the choice of the suitable pipework components therefore must be considered the distances between pumps and dispensing points, the required deliveries in liters per minute, the simultaneity of various dispenses, the level differences in the pipework, the characteristics of the dispensed liquid and the surrounding temperature.


Based on its experience of more than 500 designed and carried out centralized pipework installations, Flexbimec advises for the oil distribution high pressure steel pipes according to norm DIN 2391 and pipe connection elements according to DIN 2353, as well as high pressure shut-off valves, pressure reduction valves, pressure relief valves and non-return valves, rubber hoses according to SAE R1T for oils, antifreeze, diesel and similar liquids and high pressure rubber hoses according to SAE R2T for grease and water at high pressure.

On the following pages are some recommendations of the essential components for professional pipework installations. For selecting the suitable hoses please see pages 220 - 221 of this catalogue.

If you would like to see our complete range of hydraulic pipework components and fittings including all essential technical details, please ask for our specialized catalogue!

We can offer big variety of high quality hydraulic valves and other hydraulic components.

Our wide range includes pressure relief valves, non-return valves, differential control valves, unidirectional valves, compensator valves, straight and 90° - swivel joints, unidirectional and bidirectional flow regulator valves, high pressure ball valves, parachute valves with automatic shut-off, solenoid-actuated valves etc.

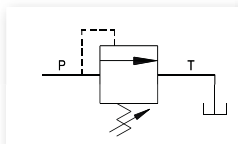


- A** Hydraulic rigid seamless steel pipe, DIN 2391, max working pressure 200 bar, wall thickness 2 mm.
- B** Straight compression type fitting, DIN 2353.
- C** Elbow compression type fitting, DIN 2353.
- D** T - compression type fitting, DIN 2353.
- E** Intermediate compression type fitting, DIN 2353.
- F** Fixation clamp.
- G** Non-return valve.
- H** Shut-off valve, M-F.
- I** Pressure relief valve.



Tipo	Ø 18	Ø 25	Ø 28	Ø 35	1/2"	3/4"	1"
<b>A</b>	Art.no. 9818	Art.no. 9825	Art.no. 9828	Art.no. 9838	-	-	-
<b>B</b>	Art.no. 9839	Art.no. 9847	Art.no. 9851	Art.no. 9855	-	-	-
<b>C</b>	Art.no. 9840	Art.no. 9846	Art.no. 9850	Art.no. 9854	-	-	-
<b>D</b>	Art.no. 9858	Art.no. 9848	Art.no. 9852	Art.no. 9856	-	-	-
<b>E</b>	Art.no. 9859	Art.no. 9845	Art.no. 9849	Art.no. 9853	-	-	-
<b>F</b>	Art.no. 9841	Art.no. 9844	Art.no. 9842	Art.no. 9857	-	-	-
<b>G</b>	-	-	-	-	Art.no. 6641	Art.no. 6643	Art.no. 6640
<b>H</b>	-	-	-	-	Art.no. 7241	Art.no. 7240	Art.no. 7239
<b>I</b>	-	-	-	-	Art.no. 2259	Art.no. 2260	Art.no. 2258

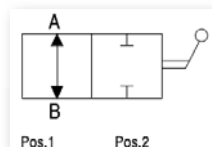





Pressure relief valve, suitable for lubricants pipeworks. Body in aluminium alloy and cartridge in galvanized steel. Includes glycerin manometer with graduation 0 – 60 bar and regulation screw for the selection of the max. applicable pressure. Connections (BSP): inlet F – outlet M.



Art. no.	Connections	Regulation range	Max flow rate	Max pressure
<b>2259</b>	1/2" BSP	from 5 to 50 bar	70 l/min	70 bar
<b>2260</b>	3/4" BSP	from 5 to 50 bar	80 l/min	70 bar
<b>2258</b>	1" BSP	from 5 to 50 bar	90 l/min	70 bar



High pressure ball valve, with full port and lever handle, suitable for lubricants pipeworks. Body in galvanized steel. Connections (BSP): inlet F – outlet F.

Art. no.	Connections	Max flow rate	Max pressure
<b>7244</b>	1/4" BSP	30 l/min	500 bar
<b>7242</b>	3/8" BSP	50 l/min	500 bar
<b>7241</b>	1/2" BSP	80 l/min	500 bar
<b>7240</b>	3/4" BSP	120 l/min	350 bar
<b>7239</b>	1" BSP	160 l/min	350 bar
<b>7238</b>	1 1/4" BSP	160 l/min	280 bar

## PATENT PENDING



new

Art.no. **2269**

Hydraulic safety screw coupling assembly with 4 gaskets, suitable for the use in hydraulic suction and dispensing lines in combination with pneumatic oil pumps.

Ideal to prevent a potential risk of air suction in suction lines which are used continuously.

Connection threads on coupling and connector 3/4" BSP (F), with enlarged internal circuit permitting an improved oil flow.



Art.no. **9872**



Art.no. **9843**

Not included

Art.no. **9843**

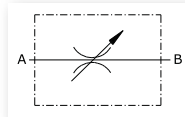
Metal bar 28x30 mm, suitable for the mounting of fixation clamps (F).

Art.no. **9872**

Metal L – bracket, suitable for the fixation overhang of rigid pipes.

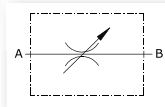


Flow regulator valve, conical type, unidirectional. Body in galvanized steel.  
Connections (BSP): inlet F – outlet F.



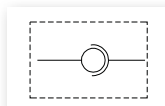
Art. no.	Connections	Regulation range	Max pressure	Max flow rate
<b>6654</b>	1/2" BSP	from 0 to 50 l/min	350 bar	50 l/min
<b>6655</b>	3/4" BSP	from 0 to 80 l/min	300 bar	80 l/min
<b>6656</b>	1" BSP	from 0 to 110 l/min	250 bar	110 l/min

Flow regulator valve, 90° - elbow type, unidirectional. Body in galvanized steel.  
Connections (BSP): inlet F – outlet F.



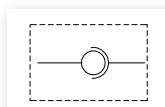
Art. no.	Connections	Regulation range	Max pressure	Max flow rate
<b>6660</b>	1/2" BSP	from 0 to 50 l/min	320 bar	50 l/min
<b>6661</b>	3/4" BSP	from 0 to 80 l/min	300 bar	80 l/min
<b>6662</b>	1" BSP	from 0 to 110 l/min	250 bar	110 l/min

Swivel joint, straight type, with ball valve, self – lubricating. Body in galvanized steel.  
Connections (BSP): inlet M – outlet F.

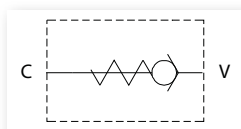


Art. no.	Connections	Max static pressure	Max dynamic pressure	Max flow rate
<b>6690</b>	1/4" BSP	400 bar	300 bar	25 l/min
<b>6691</b>	1/2" BSP	360 bar	220 bar	80 l/min
<b>6692</b>	3/4" BSP	310 bar	200 bar	120 l/min
<b>6693</b>	1" BSP	280 bar	150 bar	150 l/min
<b>6694</b>	1 1/4" BSP	250 bar	150 bar	200 l/min

Swivel joint, 90° - type, with ball valve, self – lubricating. Body in galvanized steel.  
Connections (BSP): inlet M – outlet F.

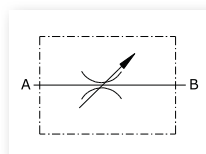


Art. no.	Connections	Max static pressure	Max dynamic pressure	Max flow rate
<b>6695</b>	1/4" BSP	400 bar	300 bar	25 l/min
<b>6696</b>	1/2" BSP	360 bar	220 bar	80 l/min
<b>6697</b>	3/4" BSP	310 bar	200 bar	120 l/min
<b>6698</b>	1" BSP	280 bar	150 bar	150 l/min
<b>6699</b>	1 1/4" BSP	250 bar	150 bar	200 l/min



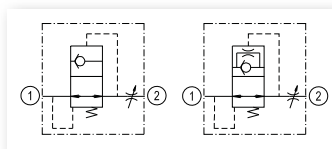
Non-return valve with high pressure gate valve, suitable for lubricants pipeworks. Body in galvanized steel. Opening pressure 0.5 bar (on demand also 4 bar or 8 bar). Connections (BSP): inlet F – outlet F.

Art. no.	Connections	Max pressure	Max flow rate
<b>6639</b>	1/4" BSP	400 bar	30 l/min
<b>6641</b>	1/2" BSP	350 bar	90 l/min
<b>6643</b>	3/4" BSP	300 bar	130 l/min
<b>6640</b>	1" BSP	280 bar	180 l/min
<b>6648</b>	1 1/4" BSP	260 bar	250 l/min



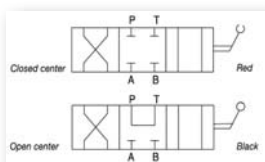
Pressure reduction valve with high pressure gate valve, suitable for lubricants pipeworks. Body in galvanized steel. Connections (BSP): inlet F – outlet F.

Art. no.	Connections	Regulation range	Max pressure	Max flow rate
<b>6650</b>	1/2" BSP	from 5 to 50 bar	320 bar	45 l/min
<b>6651</b>	3/4" BSP	from 5 to 50 bar	300 bar	85 l/min
<b>6652</b>	1" BSP	from 5 to 50 bar	250 bar	140 l/min



Parachute valve for lubricants pipeworks: blocks automatically the flow of lubricants inside of the pipework in case of leakages caused by failures or cracks of pipe components. Body in galvanized steel.

Art. no.	Connections	Regulation range	Max pressure	Max flow rate
<b>6670</b>	1/2" BSP	from 10 to 70 l/min	350 bar	80 l/min
<b>6671</b>	3/4" BSP	from 30 to 140 l/min	350 bar	150 l/min
<b>6672</b>	1" BSP	from 40 to 170 l/min	350 bar	180 l/min



4-way evacuation valve in cast iron, open center, with limited pressure drops. With 2 fixation holes Ø 8,5 mm. Suitable for the suction and discharge of waste oils and waste antifreeze.

Art. no.	Connections	Max pressure	Max flow rate
<b>6675</b>	1/2" BSP	250 bar	90 l/min
<b>6676</b>	3/4" BSP	160 bar	120 l/min
<b>6677</b>	1" BSP	160 bar	150 l/min

**FLUID KEEPER** is a modular monitoring system which allows to control up to 16 different oil types, antifreeze, windshield washer fluid, AdBlue®/DEF/AUS32 or other compatible fluids and up to 64 different dispensing points.

Each dispense of a lubricant made by the operators is electronically registered, transmitted to a PC and administrated in a Windows® – based programme.

The level of each container is automatically and continuously updated and a message is sent if the (predetermined) minimum level has been reached in a container or the system is blocked if another (predetermined) "stop" level has been reached.

In order to make a dispense the operator must:

- enter his personal 4 – digits – identification code;
- enter the internal job order number;
- indicate the vehicle registration number;
- select the oil type;
- enter the quantity to be dispensed.

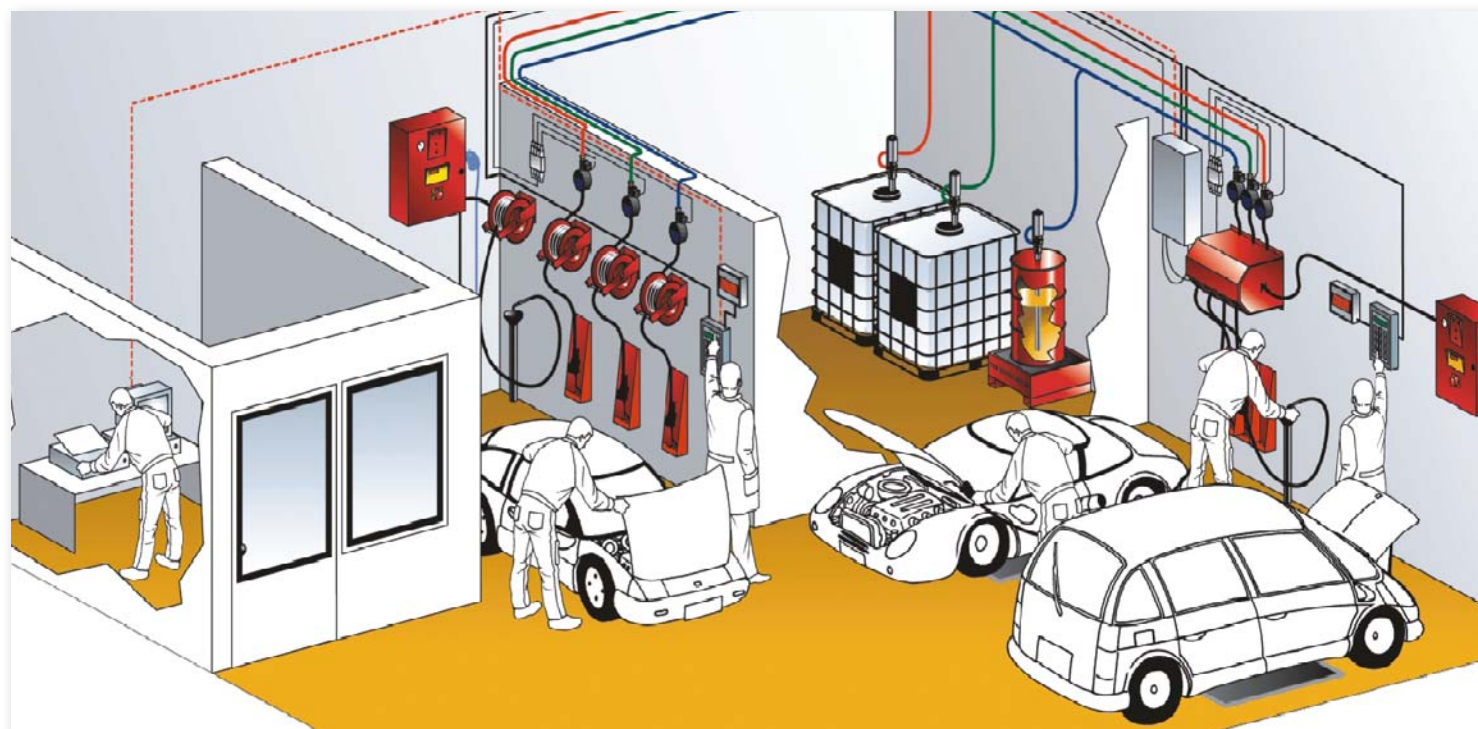
After a short waiting period (predetermined) which allows the operator to take the corresponding control gun, it is possible to start the dispense by pulling the trigger. When the preset quantity has been reached the system automatically stops the dispense.

If the preset dispensing quantity should be higher than the really required quantity, it is possible to interrupt the dispense by releasing the trigger of the control gun. The system will automatically register eventual differences between the preset and the really dispensed quantity and transmit to the PC only the effective dispensing data.

All data can be extracted and printed out in periodical statistics based on operator, job order number, date, oil type, container or vehicle.

Furthermore the system permits the extension with additional components (optional), such as:

- ticket printer for a report on each individual dispense;
- bar code reader for scanning the data of each transaction;
- security sensors detecting the internal pressures of the pipework;
- remote displays for the visualization of the dispensed quantity.



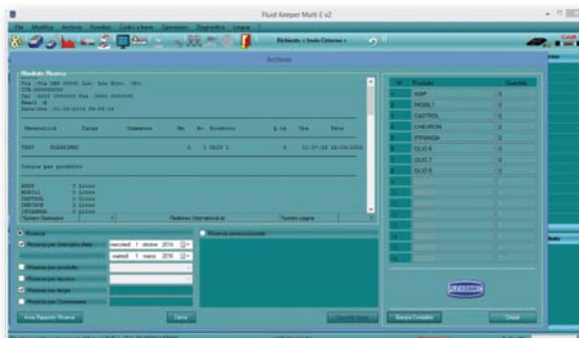


**An intuitive software allows the easy system configuration and the full monitoring of all activities, permitting an over time analysis of the consumptions of the various fluids.**

The menu allows querying a database that includes the history of all transactions done by each operator.

Through a series of customizable filters the research allows the visualization of the data requested:

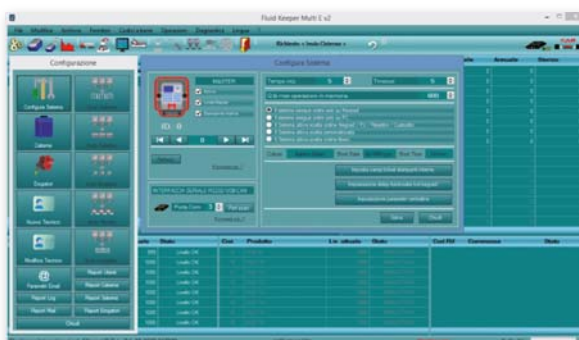
- Date range
- Search by product
- Search by operator
- Search by number plate
- Search by job number



Simultaneously it displays the updated inventory values of the connected tanks and/or drums for each type of fluid.

In the settings menu you can select the operating mode of use:

- Free dispense (i.e. no dispensable quantity preselected)
- Dispense of a predetermined quantity
- Dispense based on an job list of previously entered jobs
- Authorization of the dispense optionally or only from PC, or only from control unit or from both
- Individual setting.



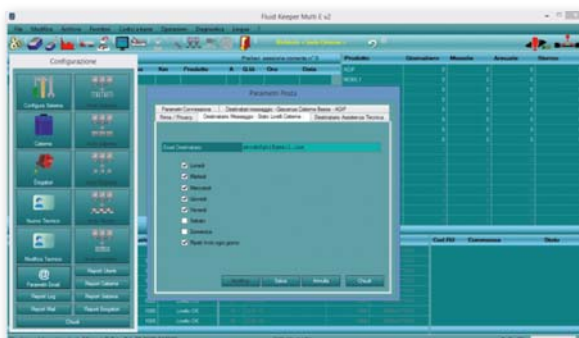
At the same time all totals of the dispensed quantities for each type of fluid are displayed, divided by:

- Daily dispensed volume
- Monthly dispensed volume
- Total volume

The system permits that complete jobs and also individual input fields are preset by the workshop or spare parts depot manager. They can be activated then by the operator using a barcode reader. When the job is completed it will be stored and can then also be repeated for subsequent transactions or such a repetition can be blocked in order to avoid any fraudulent use.



The input field "Email parameters" allows to set an automatic email transmission of the current tank or drum level values to one or more e-mail addresses in order to enable a constant inventory control.



The text in the email message is customizable and can automatically be sent to the various suppliers of lubricants once a preset minimum level in the tanks or drums has been reached to assure like that a constant availability of the required fluids.

The system **FLUID KEEPER 8** offers plenty of additional functions compared to the basic version. These are:

- Each control unit allows the monitoring of up to 8 dispensing points and the simultaneous dispense of lubricants in various of them;
- On the connected PC the required measuring unit (liters, gallons, pints, quarts) can quickly be chosen;
- Data entry with a bar code reader (optional) helps to avoid possible errors and to increase operations velocity;
- Wide monitoring of dispensing jobs and dispensing quantities: preset, free or serial mode;
- Management of suppliers: possibility to automatically send emails when predefined minimum levels in lubricants storage tanks have been reached; the operator can send emails to different email addresses and to different suppliers;
- Intuitive graphical interface software.

Art.no. **8876**

Control unit **FLUID KEEPER 8** with alphanumeric keyboard and display. Includes an internal memory. One control unit is necessary per 8 dispensing points and allows also simultaneous dispensing in various dispensing points. There can be installed up to 8 control units in the system.

Art.no. **6532**

Transformer / stabilizer 110-230 VAC – 24 VDC, 7,5 A, IP 55, for the power supply of the control unit art. no. 8876, with protection of internal components in case of voltage fluctuations. One transformer / stabilizer is necessary for each control unit.

Art.no. **8877**

Alphanumeric keyboard with display, without internal memory. It can be installed optionally and allows to activate any of the connected dispensing points of the system. There can be installed up to 40 of these keyboards in the system.

Art.no. **6528**

Transformer / stabilizer 110-230 VAC – 24 VDC, 5 A, IP 55, for the power supply of the control unit art. no. 8877. One transformer / stabilizer is necessary for each control unit.

Art.no. **8854**

Thermal printer (optional), can be connected to the CANBUS of the control unit. Required for printing a ticket of each individual dispense.



Art.no. **8854**  
(optional)

Art.no. **8876**  
Art.no. **8877**



Art.no. **8877**

Art.no. **8795**

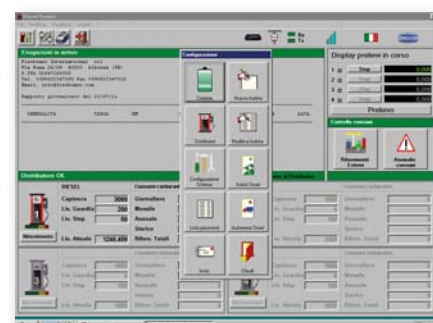
Art.no. **8795**

Bar code reader for FLUID KEEPER 8 system. Allows to scan all data that can be read by the software. The bar code reader must be connected to an alphanumeric keyboard unit, art. no. 8877. With only one quick transaction all necessary data can be read, avoiding like that any possible errors eventually occurring when entering the data manually on the keyboard.



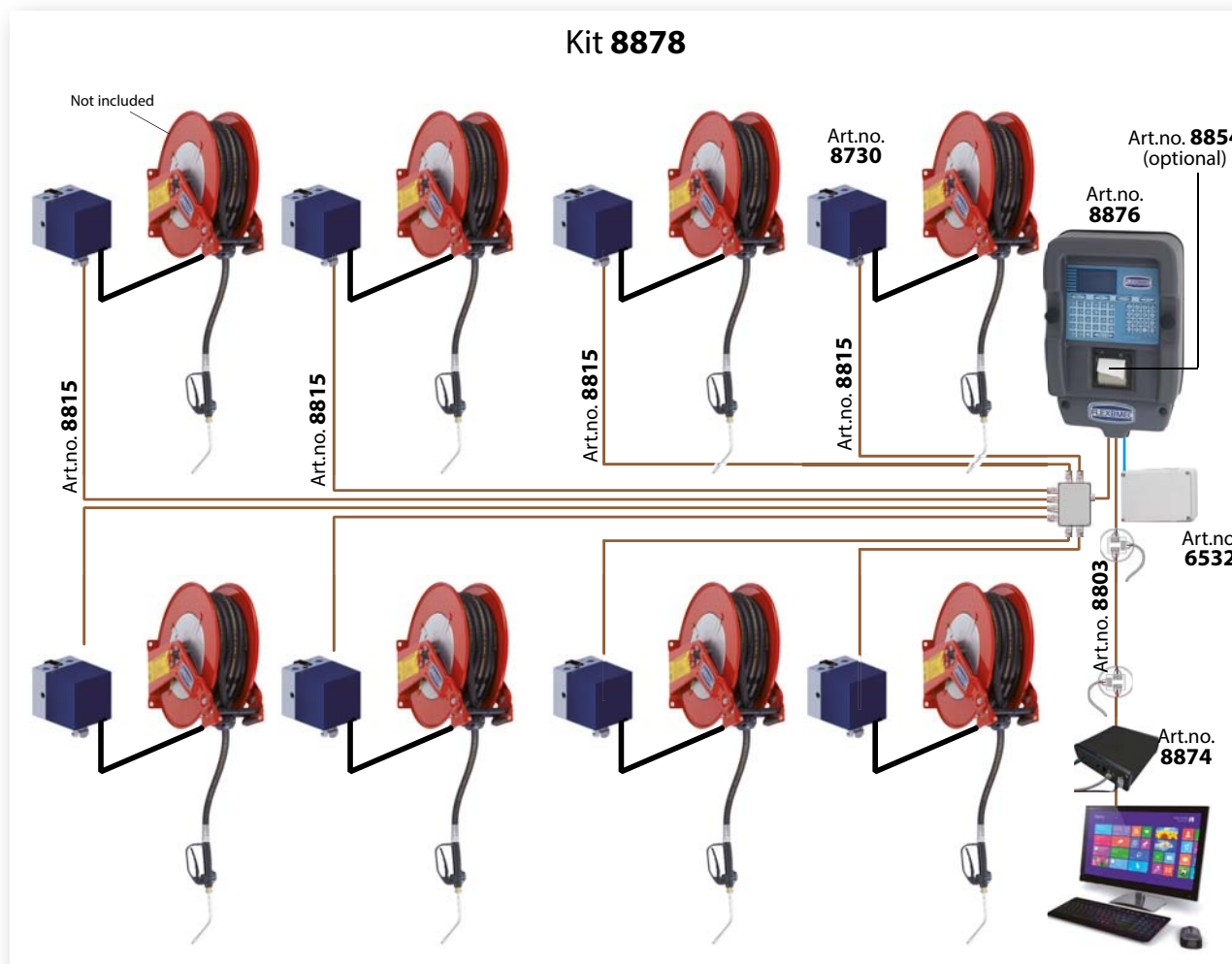
Art.no. **8874**

FLUID KEEPER 8 monitoring software for Windows® operating systems + interface unit with 230 VAC power supply module, cable and plug.  
One software and interface unit is necessary for the complete system.



## KIT 8878

Example of a configuration for a FLUID KEEPER 8 system for 8 dispensing points.



### Basic composition:

- 8 pcs. art.no. 8730
- 1 pc. art.no. 6532
- 1 pc. art.no. 8876
- 5 m of art.no. 8815
- 20 m of art.no. 8803
- 1 pc. art.no. 8874

### Art.no. 8730

Electronic oval gears flow meter with pulse transmitter, connections 1/2" BSP (F), suitable for oil, diesel and antifreeze, including a 24 VDC - solenoid valve, an in-line 150 µm cartridge filter and a wall bracket. One unit must be installed close to each dispensing point of the system.

### Art.no. 8876

Control unit FLUID KEEPER 8 with alphanumeric keyboard and display. One control unit is necessary per 8 dispensing points. Junction box for the connection of 8 flow meters.

### Art.no. 6532

Transformer / stabilizer 110-230 VAC – 24 VDC, 7,5 A, IP 55, for the power supply of the control unit art. no. 8876. One transformer / stabilizer is necessary for each control unit.

### Art.no. 8854

Thermal printer (optional), can be connected to the CANBUS of the control unit. Required for printing a ticket of each individual dispense.

### Art.no. 8803

Network cable (sold by the meter).

### Art.no. 8815

Solenoid and pulse transmitter cable 2 x 1 PBFCE/14 (sold by the meter).

### Art.no. 8874

CD with FLUID KEEPER 8 monitoring software for Windows® operating systems + interface unit with 230 VAC power supply module, cable and plug. One software and interface unit is necessary for the complete system.







Art.no. **8730**

Art.no. **8731**

## Art.no. **8730 - 8731**

Electronic oval gears flow meter with pulse transmitter, suitable for oil, diesel and antifreeze, including a 24 VDC - solenoid valve, an in-line 150 µm cartridge filter and a wall bracket.

Art. no.	Connections	Max flow (l/min)	Operating temperature range	Max working pressure	Accuracy	Number of pulses	Weight	Dimensions (LxWxH) (mm)
<b>8730</b>	1/2" BSP (F)	35	+5°C / +110°C	100 bar (1450 psi)	+ / - 0.5%	100/l	1.5 kg	120x120x160
<b>8731</b>	1" BSP (F)	80				50/l	2.5 kg	120x120x175

## Art.no. **8735**

Electronic oval gears flow meter with pulse transmitter, body in IXEF, including a stainless steel 24 VDC - solenoid valve, an in-line 150 µm cartridge filter and a wall bracket. Suitable for the use with water-based fluids and AdBlue® (DEF).

Art. no.	Connections	Max flow (l/min)	Operating temperature range	Max working pressure	Accuracy	Number of pulses	Weight	Dimensions (LxWxH) (mm)
<b>8735</b>	1/2" BSP (F)	35	+5°C / +110°C	100 bar (1450 psi)	+ / - 0.5%	100/l	1.5 kg	120x120x160

## Art.no. **2717**

Electronic oval gears flow meter with pulse transmitter, body in IXEF, including a stainless steel 24 VDC - solenoid valve. Suitable for the use with water-based fluids and AdBlue® (DEF).

Appropriate to the use in combination with electronic oil monitoring systems by the use of an external receiver.

Art. no.	Connections	Max flow (l/min)	Operating temperature range	Max working pressure	Accuracy	Number of pulses	Weight
<b>2717</b>	1/2" BSP (M)	35	+5°C / +70°C	30 bar (435 psi)	+ / - 0.5%	78/l	0.6 kg

## Art.no. **8732**

Electronic oval gears flow meter with pulse transmitter, suitable for oil, diesel and antifreeze, including a 24 VDC - solenoid valve, an in-line 150 µm cartridge filter, **a built-in display** and a wall bracket.

Art. no.	Connections	Max flow (l/min)	Operating temperature range	Max working pressure	Accuracy	Number of pulses	Weight	Dimensions (LxWxH) (mm)
<b>8732</b>	1/2" BSP (F)	35	+5°C / +110°C	100 bar (1450 psi)	+ / - 0.5%	100/l	1.5 kg	120x120x160

## Art.no. **8760**

Remote display, connected to the oval gears flow meter with pulse transmitter and solenoid valve by cable, to visualize the batch of the dispensed fluid.

The display is reset to zero once a preset time-out period has expired.

## Art.no. **8761**

Remote display such as art. no. 8760, connected to the oval gears flow meter with pulse transmitter and solenoid valve by cable, to visualize the batch of the dispensed fluid.

The display is reset to zero once the solenoid valve has shut off the fluid passage.

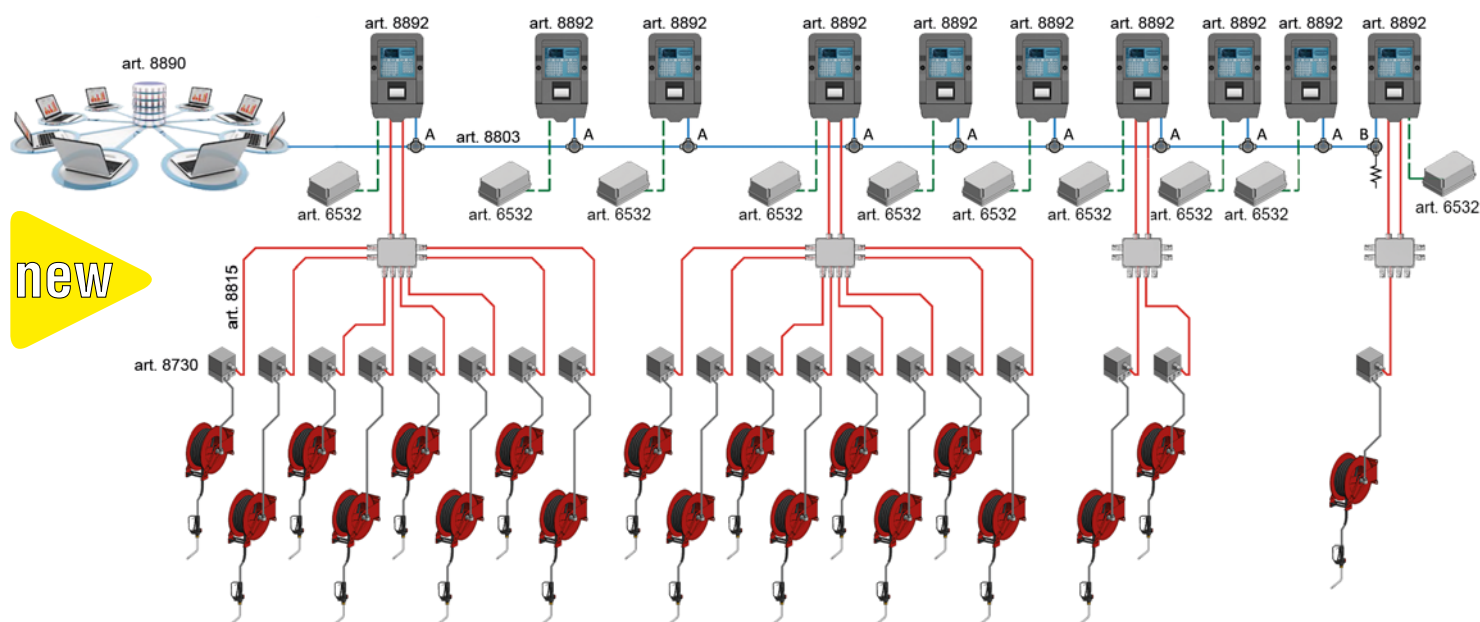




The system FLUID KEEPER 20 is the latest evolution of the FLUID KEEPER series.

It is based on a new technological concept: all data are stored on a central server to which various devices can access by just installing the monitoring software in a Windows® environment.

Once configured the corporate network to accept external connections (such as VPN), a remote access to the system is possible.



Monitoring

Art.no. **8892**

Control unit FLUID KEEPER 20 with alphanumeric keyboard, big display for an improved visualization and thermal printer for printing a ticket of each individual dispense. Includes an internal memory. One control unit is necessary per 8 dispensing points and allows also simultaneous dispensing in various dispensing points.

There can be installed up to 16 control units in the system, permitting like that to monitor up to 128 dispensing points.

The control unit requires a power supply through the transformer / stabilizer 110-230VAC – 24 VDC, 7,5 A, IP 55, art.no. 6532.

Art.no. **8891**

Control unit such as art.no. 8892, but without thermal printer.



Art.no. **8890**

Controller Fluid Keeper 20:

- processor ARM with 2 core CORTEX-A72 with 1.6 GHz and 4 core CORTEX-A53 with 1.26 GHz with 4 GB memory RAM LPDDR4
- CAN BUS
- Power supply 110/230 VAC
- USB port
- 16 GB memory
- Ethernet output 10/100/1000 GB
- Dissipator + integrated fan
- Operating temperature from -30°C to +85° C.



Art.no. **8893**

FLUID KEEPER 20 monitoring software on USB flash drive, for a software installation on each device used by operators.



The electronic dosing system **AUTOMATIC FILLS** allows the dosage of different, preset quantities of a fluid lubricant.

It is particularly suitable in applications where a continuous accuracy in the dosage is required such as in industrial production systems with automated, constant and continuous dispenses of oil.

This dosing system is an essential component in assembly lines with repeated dispenses of a preset quantity and can be used with any kind of container.

Art.no. **8857**

Electronic dosing unit **AUTOMATIC FILLS**, prepared for the preset of 4 different modifiable quantities of a fluid lubricant that shall be dispensed.



Art.no. **8857**



Kit **8867**



Kit **8867**

Kit composed of:

- 1 electronic dosing unit AUTOMATIC FILLS, art. no. 8857;
- 1 electronic oval gears flow meter with pulse transmitter, 24 VDC - solenoid valve, in-line filter and wall bracket, art. no. 8730;
- 1 transformer / stabilizer 110-230 VAC - 12 VDC, art. no. 6528;
- 1 remote control switchboard, art. no. 7383.



Art.no. **2958**

OPTIONAL: Oil control gun with push button for activation of dispense run.

The electronic dosing system **CONTROLLER 5.0** allows the dosage of different, preset quantities of a fluid lubricant.

It is particularly suitable in applications where a continuous accuracy in the dosage is required such as in industrial production systems with automated, constant and continuous dispenses of oil.

The dosing system includes also a timer and a data memory of the dispensed quantities.

new



Art.no. **8841**

Electronic dosing unit **CONTROLLER 5.0**.

Technical features:

- big graphic backlit display;
- bi-directional, serial and cable-based communication with connected printers or PC through USB and serial connections;
- watch with buffer battery;
- storage of the following dispenses data: quantity, ID, date, time;
- integrated power supply 110/230 VAC – 24 VDC;
- possibility of calibration;
- default dispense activation button;
- new dispense quantity selection button.

Art.no. **8798**

Thermal printer, can be connected to the CAN BUS of the control unit. Required for printing a ticket of each individual dispense.

Art.no. **8730**

Electronic oval gears flow meter with pulse transmitter, connections 1/2" BSP (F), suitable for oil, diesel and antifreeze, including a 24 VDC - solenoid valve, an in-line 150 µm cartridge filter and a wall bracket (see page 108).

Art. no. **8840**



Art.no. **8730**



Art.no. **8841**




Art.no. **8798**

Art.no. **8840**

This dosing kit includes:

- 1 pc. CONTROLLER 5.0, art.no. 8841;
- 1 pc. Electronic oval gears flow meter with pulse transmitter and solenoid valve, art.no. 8730;
- 1 pc. Thermal printer, art.no. 8798





The level gauges of series PUMPSTOP are suitable for the use with all pneumatic oil pumps. They stop the pump when the oil in a container is going to run out and like that prevent air to enter into the system which would create a mixture of oil and air that would cause wrong measurement results of the connected flow meters.

The kit is composed of a probe with level sensor, a solenoid valve for the shut-off of the compressed air, a transformer / stabilizer for the power supply and a warning light with horn (for art. nos. 8951, 8953). The probe is inserted into a drum through its 3/4" – opening and is also fixed there (in case of tanks using a suitable 3/4" – 2" adapter). When the minimum oil level is reached, an electric impulse is transmitted to the solenoid actuated shut-off valve which interrupts the compressed air supply, stops immediately the pneumatic oil pump and activates an acoustical and optical alarm.

Art.no. **8950**

## PUMPSTOP

Low level pump stop kit, composed of:

- level probe, suitable for the use in 208 l – drums and 1000 l – IBC – tanks, length 1200 mm, art. no. 8908;
- ON-OFF switch;
- bypass push button which allows to continue the oil flow again after it has been stopped;
- solenoid-actuated shut-off valve for the compressed air, art. no. 7362;
- transformer / stabilizer 110-230 VAC – 24 VDC, art. no. 6528;
- electric connection cable, length 2 m.



Art.no. **8951**

## PUMPSTOP

Low level pump stop kit, composed of:

- level probe, suitable for the use in 208 l – drums and 1000 l – IBC tanks, length 1200 mm, art. no. 8908;
- ON-OFF switch;
- warning light with horn, art. no. 8920;
- bypass push button which allows to continue the oil flow again after it has been stopped;
- solenoid-actuated shut-off valve for the compressed air, art. no. 7362;
- transformer / stabilizer 110-230 VAC – 24 VDC, art. no. 6528;
- electric connection cable, length 2 m.



Art.no. **8953**

## PUMPSTOP

Low level pump stop kit such as art.no. 8951, but with two sensors for indication of reserve and stop level, art. no. 8909.



Art.no. **8307**

Overfill protection kit for waste oil, stops the oil flow immediately when the maximum filling level in a tank has been reached.

The kit is composed of:

- high level probe, with connection 3/4" BSP (M) and length 300 mm, art. no. 8905;
- warning light with horn, art. no. 8920;
- solenoid-actuated oil flow shut-off valve, with connection 1" BSP (M), art. no. 7365;
- electronic control switch;
- transformer / stabilizer 110-230 VAC – 24 VDC, art. no. 6528.





Art.no. **8309**



Overfill protection kit for waste oil, stops the oil flow immediately when the maximum filling level in a tank has been reached.

The kit is composed of:

- high level probe, with two sensors for indication of maximum and stop level, with connection 3/4" BSP (M) and length 300 mm;
- warning light with horn, art. no. 8920;
- solenoid-actuated oil flow shut-off valve, with connection 1" BSP (M), art. no. 7365;
- electronic control switch;
- transformer / stabilizer 110-230 VAC – 24 VDC, art. no. 6528.



Art.no. **8753**

Digital, ultrasonic level indicator, suitable for the use in 208 l – drums.

It is easy to install and easy to read. It is inserted into a drum through its 3/4" – opening and is also fixed there.



**Automatic measurement:** each 20 minutes the drum level is automatically controlled, without showing any value on the display. Once the level has reached a value between 20 l and 10 l, the display will show a first alarm, once the level has reached then less than 10 l a second alarm will be displayed.

**Instantaneous measurement:** if the drum level is between 145 l and 20 l the exact product quantity is displayed.

The level indicator is fed by an AAA alkaline battery.



Art.no. **8752**

Mechanical level gauge with floater and analogical measuring scale, suitable for 60 and 208 l – drums.

It is easy to install and easy to read; it is inserted into a drum through its 3/4" – opening and is also fixed there. On demand also available with measuring scale in gallons.



Art.no. **7340**



Art.no. **7340**

Timer (daily/weekly) for the preset activation of solenoid valve art. no. 7360.

Art.no. **7360**

Solenoid-actuated security valve, 24 VDC, connections 1/2" BSP, for the shut-off of the compressed air supply.

If the valve is installed into the compressed air circuit, the compressed air from the air pipe is discharged at the end of the labor time. This can be done by hand or also automatically if the valve is connected with the timer, art. no. 7340.

Electric power supply through transformers / stabilizers art. nos. 6528 or 6529.

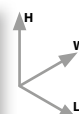


Art.no. **3185**  
Art.no. **3185/110**

Mobile low level gravity waste oil drainer, suitable for the draining of motor oil, gear oil or differential oil from trucks and passenger cars. Available with collection capacity of 70 l and 110 l, with anti splash grid and removable, lateral antisplash guard (optional). The unit can be discharged by gravity through the laterally mounted 3/4" drain valve or by using an evacuation pump with suction hose and female quick coupling to be connected to the male coupling installed on the drainer (see evacuation kit art. no. 2044 + 2264 on page 115!).



Art. no.	Collection capacity	Connections	Weight	Dimensions (LxWxH) (mm)
<b>3185</b>	70 l	3/4" BSP (F)	26 Kg	800x560x180
<b>3185/110</b>	110 l	3/4" BSP (F)	38 Kg	1400x560x180

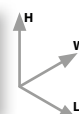


Art.no. **3185/20**

Mobile low level gravity waste oil drainer such as above, but in height-reduced version, ideal for the use with passenger cars with sports chassis.



Art. no.	Collection capacity	Connections	Weight	Dimensions (LxWxH) (mm)
<b>3185/20</b>	22 l	3/4" BSP (F)	18 Kg	800x500x80



Art.no. **3254**  
Art.no. **3254/110**

Mobile low level gravity drainer, suitable for the draining of waste oils and antifreeze from trucks and passenger cars by using the included pump kit for the eventual refilling of the liquid into the motor or circuit after finishing the service.

Available with collection capacity of 70 l and 110 l, with anti splash grid.

The pump kit art.no. 3246 consists of a pneumatic rotary pump (art.no. 1058, see page 52), pressure regulator with manometer, suction hose and dispensing hose with control gun and rigid outlet pipe.

On demand also pump kit art.no. 3248 with pneumatic diaphragm pump (art.no. 8319, see page 115) instead of pneumatic rotary pump is available.



Art. no.	Compressed air supply	Outlet pressure	Delivery	Collection capacity	Connections	Weight	Dimensions (LxWxH) (mm)
<b>3254</b>	2-4 bar	4 bar	10 l/min	70 l	1/2" BSP (F)	34 Kg	800x560x180
<b>3254/110</b>	2-4 bar	4 bar	10 l/min	110 l	1/2" BSP (F)	46 Kg	800x560x285



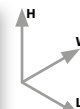
Art.no. **3186**  
Art.no. **3186/110**



Pit gravity waste oil drainer, suitable for the draining of motor oil, gear oil or differential oil from trucks and passenger cars. Available with collection capacity of 70 l and 110 l, with anti splash grid and metal rollers. Suitable for the use in service pits between the pit rails. It is possible to adapt the width according to the pit dimensions. The unit can be discharged by gravity through the laterally mounted 3/4" drain valve or by using an evacuation pump with suction hose and female quick coupling to be connected to the male coupling installed on the drainer.



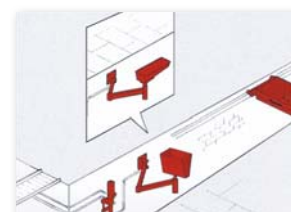
Art. no.	Collection capacity	Width adjustment range (mm)	Connections	Weight	Dimensions (LxWxH) (mm)
<b>3186</b>	70 l	Min 900 - Max 1300	3/4" BSP (F)	27 Kg	800x560x180
<b>3186/110</b>	110 l	Min 900 - Max 1300	3/4" BSP (F)	39 Kg	800x560x285



Art.no. **3292**



Waste oil draining kit for the installation in service pits, with metal collection bowl of 10 l capacity incl. removable anti splash grid and height-adjustable, telescopic tube with wall mounted swivel arm in galvanized steel.



Art. no.	Diameter collection bowl	Capacity collection bowl	Max extension height collection bowl	Max extension length swivel arm	Connections	Weight
<b>3292</b>	400 mm	10 l	530 mm	1340 mm	1" BSP (F)	10 Kg

Art.no. **2046**  
Art.no. **2044**



Waste oil evacuation and transfer kit, consisting of a 1:1 – (art. no. 2044) or a 2:1 – (art. no. 2046) single acting pneumatic piston pump, wall bracket, 1.5 m - rubber suction hose ø 1" and foot valve with stainless steel strainer.



Art.no. **2264**

Waste oil and waste antifreeze quick coupling kit, consisting of hydraulic quick coupling with connection 1" BSP (F), hydraulic quick connector with connection 1" BSP (F) and connection adapter with connection 1" BSP (MM), with non-return valve. The kit is necessary to carry out the evacuation of waste oil drainers or waste oil suction units by connecting the hydraulic quick coupling to the suction hose of evacuation kits art. no. 2046 or art. no. 2044 (instead of the installed foot valve) and the quick connector to the waste oil drainer or waste oil suction unit to be discharged.

Art. no.	Compressed air supply	Delivery	Compression ratio	Max outlet pressure	Connection compressed air	Connection lubricant outlet	Consumption compressed air	Weight
<b>2046</b>	2 – 8 bar	30 l/min	2:1	16 bar	1/4" BSP (F)	3/4" BSP (M)	240 l/min	5 kg
<b>2044</b>	2 – 8 bar	35 l/min	1:1	8 bar	1/4" BSP (F)	3/4" BSP (M)	210 l/min	4.5 kg

Art.no. **2046**  
Art.no. **2044**

Art.no. **2264**



Art.no. **8319**

Pneumatic double diaphragm pump, selfpriming up to 5 m suction lift, working also in dry running condition, without any electric drive, suitable for the use also with fluids of higher viscosity and for fluids containing particles up to 3.5 mm size, body in aluminium, diaphragms in Hytrel® + PTFE, balls in PTFE, gaskets in Viton®, seats in aluminium.

Art.no. **7818**

Wall mounting bracket for pneumatic diaphragm pumps art. no. 8319.



Art.no. **7818**

Art.no.	Max flow rate	Max suction lift	Comp. air supply	Connection compressed air inlet	Connections fluid Inlet - Outlet	Consumption compressed air	Weight	Dimensions (LxWxH) (mm)
<b>8319</b>	55 l/min	5 m	2 - 8 bar	3/8" BSP (F)	1/2" BSP (F)	200 l/min	4 kg	234x156x245



## Art.no. 3178

Mobile waste oil gravity drainer, consisting of wide collection bowl in painted steel of 10 l capacity, art. no. 3290, incl. removable anti splash grid, height-adjustable, telescopic tube with 2" x 28 mm - bung adapter, shut-off valve and trolley for max. 208 l - drums, art. no. 4380.



### OPTIONAL:

- metal crown drain adapter, permits to enlarge the collection diameter of the drain bowl (= art. no. 3299).
- mechanical level gauge with floater and analogical measuring scale, suitable for 208 l - drums (= art. no. 8752);
- empty metal drum, capacity 208 l (= art. no. 4699).

Art. no.	Capacity collection bowl	Height adjustable up to	Ø collection bowl art. no. 3290	Ø metal crown drain adapter art. no. 3299	Weight	Dimensions (LxWxH) (mm)
<b>3178</b>	10 l	1800 mm	400 mm	590 mm	31 kg	700 x 700 x 1200



## Art.no. 3173

Mobile waste oil gravity drainer, consisting of wide collection bowl in painted steel of 10 l capacity, art. no. 3290, incl. removable anti splash grid, height-adjustable, telescopic tube with 2" x 28 mm - bung adapter, shut-off valve and heavy duty trolley for max. 208 l - drums, art. no. 4389.



### OPTIONAL:

- metal crown drain adapter, permits to enlarge the collection diameter of the drain bowl (= art. no. 3299);
- mechanical level gauge with floater and analogical measuring scale, suitable for 208 l - drums (= art. no. 8752);
- empty metal drum, capacity 208 l (= art. no. 4699).

Art. no.	Capacity collection bowl	Height adjustable up to	Ø collection bowl art. no. 3290	Ø metal crown drain adapter art. no. 3299	Weight	Dimensions (LxWxH) (mm)
<b>3173</b>	10 l	1800 mm	400 mm	590 mm	44 kg	700 x 700 x 1200





## Art.no. 3179

Mobile waste oil gravity drainer, suitable for the use under lifts, with collection container of 90 l capacity, level gauge, two fixed wheels and two castors, with wide collection bowl in painted steel of 10 l capacity incl. removable anti splash grid, 1.6 m discharge hose.

### OPTIONAL:


- metal crown drain adapter, permits to enlarge the collection diameter of the drain bowl (= art. no. 3299).



### Art.no. 3299 OPTIONAL



Metal crown drain adapter, permits the enlargement of the collection diameter of the drain bowl.



Art. no.	Capacity collection bowl	Height adjustable	Capacity collection container	Max. collection quantity	Discharge pressure	Weight	Dimensions (LxWxH) (mm)
<b>3179</b>	10 l	1050-1600 mm	90 l	80 l	0.5 bar	28 Kg	504x460x1200



## Art.no. 3183

Mobile waste oil gravity drainer, suitable especially for the waste oil collection from motorbikes. Consisting of wide, rectangular collection bowl (dimensions 700 x 250 mm) of 80 mm height incl. removable anti splash grid, assuring an easy access between lift and motorbike, collection container of 65 l capacity, level gauge, two fixed wheels and two castors. The unit can be discharged pneumatically by connecting it to compressed air through a discharge hose with curved outlet tube.



Art. no.	Capacity collection bowl	Height adjustable up to	Capacity collection container	Max collection quantity	Discharge pressure	Weight	Dimensions (LxWxH) (mm)
<b>3183</b>	10 l	1400 mm	65 l	50 l	0.5 bar	30 Kg	430x570x1200



Waste oil suction units, consisting of a collection container with a pneumatic Venturi valve by which a vacuum of up to 0.8 bar inside of the container can be created when compressed air at a pressure of 7 – 10 bar is connected on it. The waste oil can be sucked with appropriate suction probes or suction adapters inserted in the dip-stick tube of the motor. For an ideal result the oil temperature should not be less than 60 – 80°C during the suction process. The unit can be used also autonomously since it does not require a continuous air supply.

## Art.no. 3024

Mobile waste oil suction unit, with collection container of 24 l capacity, including level gauge, suction hose, kit of suction probes in different diameters (see on page 127!), suction adapters and storage bowl. The unit can be discharged manually by taking off the cap on top of the container.

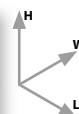
## Art.no. 3025

Same as art. no. 3024, but the unit can be discharged pneumatically by connecting it to compressed air through a discharge hose with curved outlet tube.



Art. no. suction probe	Ø suction probe	Suction speed at oil temperature 18°C	Suction speed at oil temperature 60°C
<b>2995</b>	5x3 mm	0.25 l/min	1.05 l/min
<b>2998</b>	8x6 mm	1.4 l/min	2.52 l/min

Art. no.	Max vacuum	Time for creating vacuum	Capacity collection container	Max collection quantity	Discharge pressure	Weight	Dimensions (LxWxH) (mm)
<b>3024</b>	0.8 bar	1.5 min	24 l	20 l	manual	10 Kg	390x360x940
<b>3025</b>	0.8 bar	1.5 min	24 l	20 l	0.5 bar	11 Kg	390x360x940



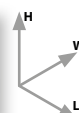
## Art.no. 3080

Mobile waste oil suction unit, with collection container of 90 l capacity, including level gauge, suction hose, kit of suction probes in different diameters (see on page 127!), suction adapters and storage bowl.

The unit can be discharged pneumatically by connecting it to compressed air through a discharge hose with curved outlet tube.

Art. no. suction probe	Ø suction probe	Suction speed at oil temperature 18°C	Suction speed at oil temperature 60°C
<b>2995</b>	5x3 mm	0.25 l/min	1.05 l/min
<b>2998</b>	8x6 mm	1.4 l/min	2.52 l/min

Art. no.	Max vacuum	Time for creating vacuum	Capacity collection container	Max collection quantity	Discharge pressure	Weight	Dimensions (LxWxH) (mm)
<b>3080</b>	0.8 bar	1.5 min	90 l	80 l	0.5 bar	28 Kg	504x460x900



Waste oil suction units, consisting of a collection container with a pneumatic Venturi valve by which a vacuum of up to 0.8 bar inside of the container can be created when compressed air at a pressure of 7 – 10 bar is connected on it. The waste oil can be sucked with appropriate suction probes or suction adapters inserted in the dip-stick tube of the motor. For an ideal result the oil temperature should not be less than 60 – 80°C during the suction process. The unit can be used also autonomously since it does not require a continuous air supply.

Art.no. **3027**

Mobile waste oil suction unit, with collection container of 24 l capacity and transparent inspection chamber of 6.5 l capacity, including level gauge, suction hose, kit of suction probes in different diameters (see on page 127!), suction adapters and storage bowl. The unit can be discharged pneumatically by connecting it to compressed air through a discharge hose with curved outlet tube. The transparent inspection chamber allows to check the quality and the quantity of the sucked oil. In order to always keep a good visibility into the chamber, the unit is equipped with a device that permits to clean the internal surface by sucking a small quantity of diesel or another non-aggressive cleaning agent.



Art. no. suction probe	Ø suction probe	Suction speed at oil temperature 18°C	Suction speed at oil temperature 60°C
<b>2995</b>	5x3 mm	0.25 l/min	1.05 l/min
<b>2998</b>	8x6 mm	1.4 l/min	2.52 l/min

Art. no.	Max vacuum	Time for creating vacuum	Capacity collection container	Max collection quantity	Discharge pressure	Weight	Dimensions (LxWxH) (mm)
<b>3027</b>	0.8 bar	1.5 min	24 l	20 l	0.5 bar	15 Kg	390x360x950



Art.no. **3090**

Mobile waste oil suction unit, with collection container of 90 l capacity and transparent inspection chamber of 10 l capacity, including level gauge, suction hose, kit of suction probes in different diameters (see on page 127!), suction adapters and storage bowl. The unit can be discharged pneumatically by connecting it to compressed air through a discharge hose with curved outlet tube. The transparent inspection chamber allows to check the quality and the quantity of the sucked oil.

In order to always keep a good visibility into the chamber, the unit is equipped with a device that permits to clean the internal surface by sucking a small quantity of diesel or another non-aggressive cleaning agent.



Art. no. suction probe	Ø suction probe	Suction speed at oil temperature 18°C	Suction speed at oil temperature 60°C
<b>2995</b>	5x3 mm	0.25 l/min	1.05 l/min
<b>2998</b>	8x6 mm	1.4 l/min	2.52 l/min

Art. no.	Max vacuum	Time for creating vacuum	Capacity collection container	Max collection quantity	Discharge pressure	Weight	Dimensions (LxWxH) (mm)
<b>3090</b>	0.8 bar	1.5 min	90 l	80 l	0.5 bar	32 Kg	504x460x1340





Combined units that can be used as waste oil gravity drainers, but also as waste oil suction units thanks to a pneumatic Venturi valve by which a vacuum of up to 0.8 bar inside of the container can be created when compressed air at a pressure of 7 – 10 bar is connected on it. The waste oil can be sucked with appropriate suction probes or suction adapters inserted in the dip-stick tube of the motor. For an ideal result the oil temperature should not be less than 60 – 80°C during the suction process. The unit can be used also autonomously since it does not require a continuous air supply.

## Art.no. 3195

Mobile, combined waste oil drainer and suction unit, with collection container of 80 l capacity, two fixed wheels and two castors, with wide collection bowl in painted steel of 10 l capacity incl. removable anti splash grid, including level gauge, suction hose, kit of suction probes in different diameters (see on page 127!), suction adapters and storage bowl. The unit can be discharged pneumatically by connecting it to compressed air through a discharge hose with curved outlet tube.



Art. no. suction probe	Ø suction probe	Suction speed at oil temperature 18°C	Suction speed at oil temperature 60°C
<b>2995</b>	5x3 mm	0.25 l/min	1.05 l/min
<b>2998</b>	8x6 mm	1.4 l/min	2.52 l/min

Art. no.	Max vacuum	Time for creating vacuum	Capacity collection container	Max collection quantity	Discharge pressure	Weight	Dimensions (LxWxH) (mm)
<b>3195</b>	0.8 bar	1.5 min	80 l	70 l	0.5 bar	32 Kg	460x510x1200



## Art.no. 3198

Mobile, combined waste oil drainer and suction unit, with collection container of 80 l capacity, two fixed wheels and two castors, with wide collection bowl in painted steel of 10 l capacity incl. removable anti splash grid, transparent inspection chamber of 10 l capacity, including level gauge, suction hose, kit of suction probes in different diameters (see on page 127!), suction adapters and storage bowl. The unit can be discharged pneumatically by connecting it to compressed air through a discharge hose with curved outlet tube.

The transparent inspection chamber allows to check the quality and the quantity of the sucked oil. In order to always keep a good visibility into the chamber, the unit is equipped with a device that permits to clean the internal surface by sucking a small quantity of diesel or another non-aggressive cleaning agent.



Art. no. suction probe	Ø suction probe	Suction speed at oil temperature 18°C	Suction speed at oil temperature 60°C
<b>2995</b>	5x3 mm	0.25 l/min	1.05 l/min
<b>2998</b>	8x6 mm	1.4 l/min	2.52 l/min

Art. no.	Max vacuum	Time for creating vacuum	Capacity collection container	Max collection quantity	Discharge pressure	Weight	Dimensions (LxWxH) (mm)
<b>3198</b>	0.8 bar	1.5 min	80 l	70 l	0.5 bar	34 Kg	460x510x1500





Combined units that can be used as waste oil gravity drainers, but also as waste oil suction units. The suction process can be carried out by using a pneumatic Venturi valve by which a vacuum of up to 0.8 bar inside of the container can be created when compressed air at a pressure of 7 – 10 bar is connected on it, or alternatively by the use of a pneumatic 1:1 – pump which is mounted at the side of the collection container. The waste oil can be sucked with appropriate suction probes or suction adapters inserted in the dip-stick tube of the motor. For an ideal result the oil temperature should not be less than 60 – 80°C during the suction process. The unit can be used also autonomously since it does not require a continuous air supply (unless the suction is made with the pneumatic pump).



Art.no. **3085**

Mobile, combined waste oil drainer and suction unit, with collection container of 90 l capacity, two fixed wheels and two castors, with pneumatic pump, wide collection bowl in painted steel of 10 l capacity incl. removable anti splash grid, including level gauge, suction hose, kit of suction probes in different diameters (see on page 127!), suction adapters and storage bowl.

The unit can be discharged pneumatically by connecting it to compressed air through a discharge hose with curved outlet tube.

Art. no. suction probe	Ø suction probe	Suction speed at oil temperature 18°C	Suction speed at oil temperature 60°C
<b>2995</b>	5x3 mm	0.25 l/min	1.05 l/min
<b>2998</b>	8x6 mm	1.4 l/min	2.52 l/min

Art. no.	Max vacuum	Time for creating vacuum	Capacity collection container	Max collection quantity	Discharge pressure	Weight	Dimensions (LxWxH) (mm)
<b>3085</b>	0.8 bar	1.5 min	90 l	80 l	0.5 bar	42 Kg	480x510x1400



Art.no. **3095**

Mobile, combined waste oil drainer and suction unit, with collection container of 90 l capacity, two fixed wheels and two castors, with pneumatic pump, wide collection bowl in painted steel of 10 l capacity incl. removable anti splash grid, transparent inspection chamber of 10 l capacity, including level gauge, suction hose, kit of suction probes in different diameters (see on page 127!), suction adapters and storage bowl. The unit can be discharged pneumatically by connecting it to compressed air through a discharge hose with curved outlet tube.

The transparent inspection chamber allows to check the quality and the quantity of the sucked oil. In order to always keep a good visibility into the chamber, the unit is equipped with a device that permits to clean the internal surface by sucking a small quantity of diesel or another non-aggressive cleaning agent.

Art. no. suction probe	Ø suction probe	Suction speed at oil temperature 18°C	Suction speed at oil temperature 60°C
<b>2995</b>	5x3 mm	0.25 l/min	1.05 l/min
<b>2998</b>	8x6 mm	1.4 l/min	2.52 l/min

Art. no.	Max vacuum	Time for creating vacuum	Capacity collection container	Max collection quantity	Discharge pressure	Weight	Dimensions (LxWxH) (mm)
<b>3095</b>	0.8 bar	1.5 min	90 l	80 l	0.5 bar	44 Kg	460x510x1500



Combined units that can be used as waste oil gravity drainers under a lift or as low level drainers on the floor using the pantograph function, but also as waste oil suction units thanks to a pneumatic Venturi valve by which a vacuum of up to 0.8 bar inside of the container can be created when compressed air at a pressure of 7 – 10 bar is connected on it. The waste oil can be sucked with appropriate suction probes or suction adapters inserted in the dip-stick tube of the motor. For an ideal result the oil temperature should not be less than 60 – 80°C during the suction process. The unit can be used also autonomously since it does not require a continuous air supply.

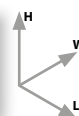
Art.no. **3182**

Mobile, combined pantograph waste oil drainer and suction unit, with collection container of 90 l capacity, two fixed wheels and two castors, with rectangular collection bowl in painted steel of 10 l capacity incl. removable anti splash grid, including level gauge, suction hose, kit of suction probes in different diameters (see on page 127!), suction adapters and storage bowl. Suitable for the use with passenger cars and motorbikes. The unit can be discharged pneumatically by connecting it to compressed air through a discharge hose with curved outlet tube.



Art. no. suction probe	Ø suction probe	Suction speed at oil temperature 18°C	Suction speed at oil temperature 60°C
<b>2995</b>	5x3 mm	0.25 l/min	1.05 l/min
<b>2998</b>	8x6 mm	1.4 l/min	2.52 l/min

Art. no.	Max vacuum	Time for creating vacuum	Capacity collection container	Max collection quantity	Discharge pressure	Weight	Dimensions (LxWxH) (mm)
<b>3182</b>	0.8 bar	1.5 min	90 l	80 l	0.5 bar	43 Kg	630x650x1700



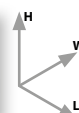
Art.no. **3190**

Mobile, combined pantograph waste oil drainer and suction unit, with collection container of 90 l capacity, two fixed wheels and two castors, with rectangular collection bowl in painted steel of 10 l capacity incl. removable anti splash grid, transparent inspection chamber of 10 l capacity, including level gauge, suction hose, kit of suction probes in different diameters (see on page 127!), suction adapters and storage bowl. Suitable for the use with passenger cars and motorbikes. The unit can be discharged pneumatically by connecting it to compressed air through a discharge hose with curved outlet tube. The transparent inspection chamber allows to check the quality and the quantity of the sucked oil. In order to always keep a good visibility into the chamber, the unit is equipped with a device that permits to clean the internal surface by sucking a small quantity of diesel or another non-aggressive cleaning agent.



Art. no. suction probe	Ø suction probe	Suction speed at oil temperature 18°C	Suction speed at oil temperature 60°C
<b>2995</b>	5x3 mm	0.25 l/min	1.05 l/min
<b>2998</b>	8x6 mm	1.4 l/min	2.52 l/min

Art. no.	Max vacuum	Time for creating vacuum	Capacity collection container	Max collection quantity	Discharge pressure	Weight	Dimensions (LxWxH) (mm)
<b>3190</b>	0.8 bar	1.5 min	90 l	80 l	0.5 bar	45 Kg	500x600x1500



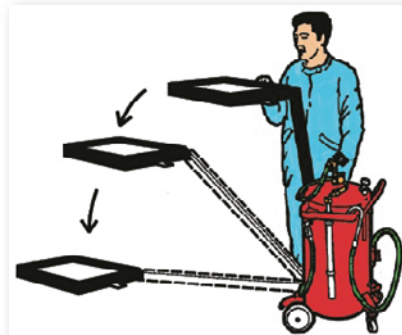
Combined units that can be used as waste oil gravity drainers under a lift or as low level drainers on the floor using the pantograph function, but also as waste oil suction units thanks to a pneumatic Venturi valve by which a vacuum of up to 0.8 bar inside of the container can be created when compressed air at a pressure of 7 – 10 bar is connected on it. The waste oil can be sucked with appropriate suction probes or suction adapters inserted in the dip-stick tube of the motor. For an ideal result the oil temperature should not be less than 60 – 80°C during the suction process. The unit can be used also autonomously since it does not require a continuous air supply.

Art.no. **3180**



Mobile, combined pantograph waste oil drainer and suction unit, with collection container of 115 l capacity, two fixed wheels and two castors, with rectangular heavy duty collection bowl in painted steel of 50 l capacity incl. removable anti splash grid, including level gauge, suction hose, kit of suction probes in different diameters (see on page 127!), suction adapters and storage bowl.

Suitable for the use with passenger cars, motorbikes or trucks. The unit can be discharged pneumatically by connecting it to compressed air through a discharge hose with curved outlet tube.



Art. no. suction probe	Ø suction probe	Suction speed at oil temperature 18°C	Suction speed at oil temperature 60°C
<b>2995</b>	5x3 mm	0.25 l/min	1.05 l/min
<b>2998</b>	8x6 mm	1.4 l/min	2.52 l/min

Art. no.	Max vacuum	Time for creating vacuum	Capacity collection container	Max collection quantity	Discharge pressure	Weight	Dimensions (LxWxH) (mm)
<b>3180</b>	0.8 bar	1.5 min	115 l	100 l	0.5 bar	53 Kg	630x650x1700



Art.no. **3192**




Mobile, combined pantograph waste oil drainer and suction unit, with collection container of 115 l capacity, two fixed wheels and two castors, with rectangular heavy duty collection bowl in painted steel of 50 l capacity incl. removable anti splash grid, transparent inspection chamber of 10 l capacity, including level gauge, suction hose, kit of suction probes in different diameters (see on page 127!), suction adapters and storage bowl.

Suitable for the use with passenger cars, motorbikes or trucks.

The unit can be discharged pneumatically by connecting it to compressed air through a discharge hose with curved outlet tube.

The transparent inspection chamber allows to check the quality and the quantity of the sucked oil.

In order to always keep a good visibility into the chamber, the unit is equipped with a device that permits to clean the internal surface by sucking a small quantity of diesel or another non-aggressive cleaning agent.



Art. no. suction probe	Ø suction probe	Suction speed at oil temperature 18°C	Suction speed at oil temperature 60°C
<b>2995</b>	5x3 mm	0.25 l/min	1.05 l/min
<b>2998</b>	8x6 mm	1.4 l/min	2.52 l/min

Art. no.	Max vacuum	Time for creating vacuum	Capacity collection container	Max collection quantity	Discharge pressure	Weight	Dimensions (LxWxH) (mm)
<b>3192</b>	0.8 bar	1.5 min	115 l	100 l	0.5 bar	55 Kg	500x600x1700





Waste oil suction units which allow to suck out the oil with appropriate suction probes or suction adapters inserted in the dip-stick tube of the motor by means of a pneumatic rotary or piston pump or by means of an electric pump. The oil suction process is also possible with these units if the oil temperature is equal to the ambient temperature (unless in case of low temperatures).



Art.no. **3020**

OIL BLITZ – Mobile waste oil suction unit, composed of a pneumatic rotary gear pump, suction hose, kit of suction probes in different diameters (see on page 127!), suction adapters, storage bowl, two wheels trolley and 20 l – capacity plastic can for collection of the sucked oil.

Can be used also to suck out diesel from vehicle fuel tanks.

Art. no.	Max vacuum	Pressure compressed air	Compression ratio	Consumption compressed air	Outlet pressure	Weight	Dimensions (LxWxH) (mm)
<b>3020</b>	0.8 bar	1 - 4 bar	1:1	180 l/min	4 bar	17 kg	410x420x910



Art.no. **3172**

Waste oil suction system such as art. no. 3099 (see on page 125!), but mounted on a heavy duty trolley, consisting of 1:1 - pneumatic piston pump, pressure regulator and air filter with moisture separator, kit of suction probes in different diameters and suction adapters (see on page 127!), 3 m - suction hose with shut-off valve and connections, vacuumeter for the control of the suction process and 1.6 m - discharge hose with curved outlet tube.

On demand alternatively also a discharge hose with suitable connection to a pipework can be supplied.



Art. no.	Max vacuum	Pressure compressed air	Compression ratio	Consumption compressed air	Outlet pressure	Weight	Dimensions (LxWxH) (mm)
<b>3172</b>	0.8 bar	1 - 4 bar	1:1	140 l/min	4 bar	42 Kg	790x900x1400



Art.no. **3017**  
Art.no. **3018**

OIL BLITZ – Mobile waste oil suction unit, composed of an electric rotary gear pump, suction hose, kit of suction probes in different diameters (see on page 127!), suction adapters, storage bowl, two wheels trolley and 20 l – capacity plastic can for collection of the sucked oil.

Can be used also to suck out diesel from vehicle fuel tanks.



Art. no.	Voltage	Power	Protection category	Max vacuum	Weight	Dimensions (LxWxH) (mm)
<b>3017</b>	110VAC - 60 Hz	0.53 Kw	IP 55	0.8 bar	17 kg	410x420x910
<b>3018</b>	230VAC - 50 Hz	0.53 Kw	IP 55	0.8 bar	17 kg	410x420x910





**Pneumatic, wall-mounted pumps for the suction of waste oil by means of suitable suction probes. Particularly suitable in installations with centralized pipework for the suction of waste fluids and the distribution of new fluids.**

## Art.no. 3099

Wall-mounted waste oil suction system, consisting of 1:1 - pneumatic piston pump, pressure regulator and air filter with moisture separator, kit of suction probes in different diameters and suction adapters (see on page 127!), 3 m - suction hose with shut-off valve and connections, vacuumeter for the control of the suction process and 1.6 m - discharge hose with curved outlet tube.

On demand alternatively also a discharge hose with suitable connection to a pipework can be supplied.



## Art.no. 2210

Noise insulating cabinet for wall-mounted pneumatic pumps.



Art. no.	Max vacuum	Pressure compressed air	Compression ratio	Consumption compressed air	Outlet pressure	Weight
<b>3099</b>	0.8 bar	1 - 4 bar	1:1	140 l/min	4 bar	11 Kg

## Art.no. 3199

Wall-mounted waste oil suction system, consisting of 1:1 - pneumatic piston pump, pressure regulator and air filter with moisture separator, art. no. 7180, kit of suction probes in different diameters and suction adapters (see on page 127!), automatic open hose reel, art. no. 9016, with 10 m - rubber suction hose in 1/2" with shut-off valve and connections, vacuumeter for the control of the suction process, 2 m - connection hose to the pump and 1,6 m - discharge hose with curved outlet tube.

On demand alternatively also a discharge hose with suitable connection to a pipework can be supplied.



Art. no.	Max vacuum	Pressure compressed air	Compression ratio	Consumption compressed air	Outlet pressure	Weight
<b>3199</b>	0.8 bar	1 - 4 bar	1:1	140 l/min	4 bar	32 Kg

Pneumatic, wall-mounted pumps for the suction of waste oil by means of suitable suction probes. Particularly suitable in installations with centralized pipework for the suction of waste fluids and the distribution of new fluids.

## Art.no. 8304

Encased, wall – mounted, electropneumatic suction unit for the use with waste oils and similar liquids, composed of a pneumatic 1:1 – piston pump, vacuumeter, electronic unit for the control of the suction process, solenoid-actuated shut-off valve for the deactivation of the pump, push button for the activation of the suction process, power supply / transformer unit 230 VAC – 24 VDC, 1.5 m – suction hose and kit of suction probes in different diameters.

The suction cycle is structured as follows:

- Switch-on of the pump;
- Suction of the liquid and transfer into a storage tank;
- Automatic switch-off of the pump after finishing the suction process.



## Art.no. 8308

Waste oil suction unit such as art. no. 8304, but with hose reel, art. no. 9090, with 10 m – suction hose 1/2" instead of 1,5 m – suction hose and with wall-mounted drip tray.



## Art.no. 8306

Waste oil suction unit such as art. no. 8304, but with pneumatic double diaphragm pump instead of pneumatic piston pump.



Art. no.	Pressure compressed air	Voltage	Max vacuum	Compression ratio	Consumption compressed air	Outlet pressure	Weight
<b>8304</b>	2 - 4 bar	230 VAC- 50 Hz	0.8 bar	1:1	120 l/min	4 bar	14 kg
<b>8308</b>					250 l/min		16 kg
<b>8306</b>	2 - 8 bar						



Art.no. **011** Complete kit of 5 suction probes of different diameters and lengths and 2 suction adapters, with plastic probes holder.

Art.no. **2995** Flexible suction probe,  $\varnothing$  5 mm, length 800 mm.

Art.no. **2996** Flexible suction probe,  $\varnothing$  6 mm, length 800 mm.

Art.no. **2997** Flexible suction probe,  $\varnothing$  7 mm, length 1500 mm.

Art.no. **2998** Flexible suction probe,  $\varnothing$  8 mm, length 800 mm.

Art.no. **2986** Rigid suction probe,  $\varnothing$  6 mm, length 800 mm.

Art.no. **2127** Suction adapter for VOLKSWAGEN vehicles.

Art.no. **2130** Suction adapter for MERCEDES vehicles.

Furthermore are available on demand the following models:

Art.no. **2125** Suction adapter for PEUGEOT and CITROEN vehicles.

Art.no. **2128** Suction adapter for BMW vehicles.

Art.no. **2129** Suction adapter for AUDI vehicles.



Art.no. **3422**

Multi - purpose drain pan, in polyethylene, capacity 8 l, with antt-splash lip, large handles and pouring spout. Suitable for the collection of waste fluids or chemicals and for cleaning parts.

Art.no. **3423**

Multi - purpose drain pan, in polyethylene, capacity 16 l, with antt-splash lip, large handles and pouring spout. Suitable for the collection of waste fluids or chemicals and for cleaning parts.



Art.no. **3440**

Funnel, in polyethylene, with lockable cover, oil- and acid- resistant, capacity 3.2 l,  $\varnothing$  250 mm, with metal bung adapter 2" (BSP) M, suitable for the use on 60 l- and 208 l – drums or on tanks. Designed for the disposal of waste fluids or chemicals.



Art.no. **7813**

Plastic drum cover,  $\varnothing$  600 mm, in polypropylene copolymer, for the closure of drums with removable cover.

Equipped with 4 internal flaps.

Ideal for an outdoor storage of drums.

Art.no.	Int. $\varnothing$	Weight
<b>7813</b>	600 mm	0.978 kg

Pneumatic brake bleeding unit with two chambers which are hermetically separated by an elastic diaphragm. One chamber of the container contains the brake fluid, the other chamber serves as reservoir for the compressed air. Max. working pressure 2 bar. The diaphragm permits to separate the brake fluid and the compressed air, avoiding like that the risk of an emulsion.

Art.no. **3406**

Pneumatic brake bleeding unit, with pressure regulator, 3 m – spiral fluid supply hose, for the bleeding of brakes and clutches, including those with ABS. Container capacity: 9 l.

The unit includes also the following accessories:

- 2 plastic jerrycans for the collection of the brake fluid, art. no. 3485,
- 2 plastic bleeding hoses, art. no. 3481,
- 1 plastic funnel, art. no. 3486.



Art.no. **3485**



Art.no. **3486**

Art.no. **3481**




Art.no.	Weight	Dimensions (LxWxH) (mm)
<b>3406</b>	8.5 Kg	270x340x700



Art.no. **3495**

Mobile brake bleeding unit, consisting of:

- trolley with 4 castors, art. no. 4357,
- pneumatic brake bleeding unit, art. no. 3406,
- kit of bleeding adapters for passenger cars and trucks, art. no. 3490
- 2 plastic jerrycans for the collection of the brake fluid, art. no. 3485,
- 2 plastic bleeding hoses, art. no. 3481,
- 1 plastic funnel, art. no. 3486.



Art.no.	Weight	Dimensions (LxWxH) (mm)
<b>3495</b>	30 Kg	500x610x1130





Art.no. **3491**

Kit of brake bleeding adapters, suitable for the most popular passenger cars (does not include universal bleeding adapter), consisting of:  
art. nos. 3451 - 3452 - 3453 - 3454 - 3455 - 3456 - 3457 - 3458 - 3459 - 3461 - 3462 - 3469.



Technical data bleeding adapters		
Pos.	Art.no.	External diameter
1	<b>3451</b>	26 mm
2	<b>3452</b>	25 mm
3	<b>3453</b>	28.5 mm
4	<b>3454</b>	47 mm
5	<b>3455</b>	51 mm
6	<b>3456</b>	56 mm
7	<b>3457</b>	67 mm
8	<b>3458</b>	44 mm
9	<b>3459</b>	62 mm
11	<b>3461</b>	80 mm
12	<b>3462</b>	72 mm
19	<b>3469</b>	47.2 mm

Art.no. **3493**

Kit of brake bleeding adapters, suitable for various passenger cars and trucks, consisting of:  
art. nos. 3460 - 3463 - 3465 - 3466 - 3467 3468 - 3470 - 3471 - 3472- 3473.



Technical data bleeding adapters		
Pos.	Art.no.	External diameter
10	<b>3460</b>	30 mm
13	<b>3463</b>	52 mm
15	<b>3465</b>	80 mm
16	<b>3466</b>	91 mm
17	<b>3467</b>	36 mm
18	<b>3468</b>	30 mm
20	<b>3470</b>	79 mm
21	<b>3471</b>	48 mm
22	<b>3472</b>	48 mm
23	<b>3473</b>	62.5 mm

Art.no. **3475**

Universal brake bleeding adapter, suitable for the use in most of the existing passenger cars and trucks.



Art.no. **3490**

Complete kit, consisting of all 24 brake bleeding adapters, suitable for passenger cars and trucks, including also universal brake bleeding adapter.

Waste fluids storage tanks, made in plastic or in steel, compliant with the valid norms regulating the storage of waste fluids (Italian directive 392/96 according to European directives 75/349 EEC and 87/101 EEC).

Art.no. **7008 - 300 l**  
Art.no. **7009 - 260 l**  
Art.no. **7010 - 500 l**



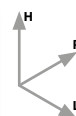
Waste oil storage tank, with double wall in polyethylene (one internal in contact with the oil and one external which serves as a spill containment and security container for the internal one).

The tank is equipped with a wide dome with raisable cover. In its interior there is a removable basket for the drain of oil filters and the opening for charging and discharging the tank.

At the rim of the dome a mechanical level gauge is installed that permits the control of the filling level and a transparent indicator on the side of the external tank allows to detect eventual leakages of the internal tank immediately.

The tank is available in different colours for the storage of different liquids, such as mineral oils, vegetable oils, break fluid, oil-based emulsions or antifreeze.

Art.no.	Capacity (l)	Weight (Kg)	Dimensions (LxWxH) (mm)
<b>7008</b>	300	26	820x820x1080
<b>7009</b>	260	23	800x800x1170
<b>7010</b>	500	37	960x960x1240



Art.no. **8218**

Storage tank for the external use, made of first class carbon steel, equipped with:

- spill containment tray in painted steel with a collection capacity of 100 % of the tank content,
- stable, anti-slip tray base,
- dome with  $\varnothing$  400 mm, including connections,
- external finishing with anti-rust priming and gloss finish.

OPTIONAL

Galvanized porch roof.



Art.no.	<b>8218/1100</b>	<b>8218/1500</b>	<b>8218/2200</b>	<b>8218/3000</b>
Capacity (m <sup>3</sup> - l)	1.1 - 1100	1.5 - 1500	2.2 - 2200	3 - 3000
External diameter storage tank (mm)	950	1100	1100	1430
Total length (mm)	1650	1650	2400	2300
Width spill containment tray (mm)	1200	1400	1400	1500
Length spill containment tray (mm)	2000	2000	2700	2500
Height spill containment tray (mm)	500	550	600	850

Art.no. **8218/I**

Horizontal, cylindrical double wall tanks for underground storage of flammable and non-flammable liquids. Made with first class carbon steel with dished ends and a 4 mm wall thickness:

- the external wall of the tanks have a protection coating against corrosion with reinforced fiberglass and are undergoing a high voltage test to prove their integrity;
- with overfill protection valve preset on 90% fill level;
- provided with two sockets for the leak detection system;
- with welded shaft and impermeable manhole access, dimensions 800 x 800 x 500 mm (shaft cover not included);
- equipped with metrical level measurement stick or mechanical level indicator;
- other accessories available on demand.



Art.no.	Capacity (l)	Internal diameter (mm)	External diameter (mm)	Total Length (mm)
<b>8218/1000I</b>	1.000	900	1.000	1.780
<b>8218/2000I</b>	2.000	1.270	1.350	1.780
<b>8218/3000I</b>	3.000	1.430	1.500	2.050
<b>8218/4000I</b>	4.000	1.270	1.350	3.260
<b>8218/5000I</b>	5.000	1.430	1.500	3.310
<b>8218/6000I</b>	6.000	1.600	1.700	3.310
<b>8218/8000I</b>	8.000	1.800	1.900	3.440
<b>8218/10000I</b>	10.000	2.000	2.100	3.500

**FLEXBIMEC offers you a complete line of products for the dispensing and monitoring of diesel:**

- **Pneumatic pumps**
- **Electric pumps in 12 VDC, 24 VDC and 230 VAC with medium or high delivery**
- **Diesel supply units and dispensing kits**
- **Mechanical and electronic flow meters**
- **Computerized systems for the monitoring and the administration of dispenses**
- **Storage tanks**
- **Level gauges**
- **Control guns**
- **Hoses and hose reels**
- **Filters**
- **Other accessories**

**The broad product range permits the user to select from the simple diesel dispensing equipment up to complete diesel monitoring systems.**





Pneumatic pumps for the transfer of diesel. The indicated delivery figures refer on a free flow outlet.



Art.no. **6557**

Pneumatic, rotary vane pump for the transfer of diesel, with filter and bypass valve, body in aluminium.

Art. no.	Comp. air supply	Air consumption	Outlet pressure	Max delivery	Connection threads	Weight	Dimensions (LxWxH) (mm)
<b>6557</b>	4 bar	160 l/min	4 bar	35 l/min	3/4" BSP (F)	5 Kg	140x150x190



Art.no. **6556**

Diesel transfer kit, composed of pneumatic, rotary vane pump, art. no. 6557, suction tube with foot valve suitable for 208 l – drums, bung adapter for the fixation of the pump on the drum, 4 m – delivery hose Ø 3/4" and manual aluminium nozzle.



Art. no.	Compressed air supply	Air consumption	Outlet pressure	Max delivery	Connection threads	Weight
<b>6556</b>	4 bar	160 l/min	4 bar	35 l/min	3/4" BSP (F)	12 Kg



Art.no. **6772**

Diesel transfer kit, composed of pneumatic 1:1 - piston pump, standard series, with wall bracket (art. no. 2044), pressure regulator and air filter with moisture separator (art. no. 7180), 1,5 m – rubber suction hose Ø 1" BSP with foot valve and filter, electronic in-line turbine flow meter (art. no. 2823), 4 m - rubber delivery hose 3/4" and **automatic shut-off dispensing nozzle** with inlet swivel (art. no. 6725).

Optional: diesel/water separating cartridge filter (art. no. 6600), see page 138.

Art. no.	Compressed air supply	Compression ratio	Max outlet pressure	Max delivery	Outlet connection threads	Weight
<b>6772</b>	2 – 8 bar	1: 1	8 bar	35 l/min	3/4" BSP	13 kg



Electric, centrifugal transfer pumps for diesel and fuel oil, suitable for the direct mounting on drums or tanks. These non-selfpriming pumps, protection category IP 44, include motors with thermal circuit breaker, integrated siphon protection device, ON-/OFF switch and an integrated connection thread M 64 x 4 and BSP 2". On the shaft a small manual pump is mounted which serves for the filling of the suction hose as well as for a manual pumping if there is no electric power supply available.



Diesel transfer kit, composed of electric 12 VDC, 24 VDC or 230 VAC pump, 3 m – cable with alligator clamps for battery connection (12 VDC and 24 VDC) or 2 m – cable with earth contact type plug (230 VAC), 1.6 m – suction hose with foot filter, 4 m – rubber delivery hose Ø 3/4" with anti-kink spring, hose tails and **manual plastic nozzle**.

Optional: Electronic turbine flow meter (art. no. 2823).

Art. no.	Voltage	Power	Current drain	Delivery	Connection threads	Weight
<b>6766</b>	12 VDC	150 W	12.5 A	31 l/min	3/4" BSP	3.2 kg
<b>6768</b>	24 VDC	180 W	7.5 A	34 l/min		3.2 Kg
<b>6769</b>	230 VAC	250 W	1.2 A	38 l/min		3.6 kg



Diesel transfer kit, composed of electric 12 VDC, 24 VDC or 230 VAC pump, 3 m – cable with alligator clamps for battery connection (12 VDC and 24 VDC) or 2 m – cable with earth contact type plug, 1.6 m – suction hose with foot filter, 4 m – rubber delivery hose Ø 3/4" with anti-kink spring, hose tails and **automatic shut-off dispensing nozzle** with inlet swivel.

Optional: electronic turbine flow meter (art. no. 2823).

Art. no.	Voltage	Power	Current drain	Delivery	Connection threads	Weight
<b>6770</b>	12 VDC	150 W	12.5 A	31 l/min	3/4" BSP	4.1 kg
<b>6771</b>	24 VDC	180 W	7.5 A	34 l/min		4.1 Kg
<b>6773</b>	230 VAC	250 W	1.2 A	38 l/min		4.5 kg



**Electric, hybrid transfer pumps for diesel, fuel oil, bio-diesel (with suitable hoses), antifreeze (with or without water), suitable for the direct mounting on drums or tanks. These pumps are selfpriming, protection category IP 54, with ON-/OFF switch and an integrated connection thread BSP 2".**

Art.no. **6782**

Diesel transfer kit, composed of electric 230 VAC pump, 4 m – cable with earth contact type plug, 1.6 m – suction hose with foot filter, 4 m – rubber delivery hose Ø 3/4", high delivery automatic shut-off dispensing nozzle with inlet swivel, with electronic in-line turbine flow meter (art. no. 2823).

Art.no. **6783**

Diesel transfer kit, same as art. no. 6782, but without electronic in-line turbine flow meter.

Art. no.	Voltage	Power	Current drain	Delivery	Connection threads	Weight
<b>6782</b>	230 VAC	950 W	4.5 A	80 l/min	1" BSP	4.5 kg
<b>6783</b>	230 VAC	950 W	4.5 A	85 l/min		4.1 Kg

**43 l/min**

Art.no. **6252**  
Art.no. **6254**

Electric vane pump, 12 VDC and 24 VDC, selfpriming, for the transfer of diesel, with transport handle, ON-/OFF-switch and 2 m – cable with alligator clamps for battery connection.



Art. no.	Voltage	Power	Current drain	Rpm	Delivery	Connection threads	Weight	Dimensions (LxWxH) (mm)
<b>6252</b>	12 VDC	216 W	18 A	2800	43 l/min	1" BSP (F)	4,5 Kg	140x150x200
<b>6254</b>	24 VDC	240 W	9 A					



**60 l/min**

Art.no. **6253**  
Art.no. **6255**

Electric vane pump, 12 VDC and 24 VDC, selfpriming, for the transfer of diesel, with transport handle, ON-/OFF-switch and 4 m – cable with alligator clamps for battery connection.



Art. no.	Voltage	Power	Current drain	Rpm	Delivery	Connection threads	Weight	Dimensions (LxWxH) (mm)
<b>6253</b>	12 VDC	240 W	30 A	4200	60 l/min	1" BSP (F)	5.6 Kg	130x150x300
<b>6255</b>	24 VDC	240 W	15 A					



Art.no. **6246**  
Art.no. **6249**

Diesel transfer kit, mounted on wall bracket. Available with motor in 12 VDC or 24 VDC.

Composed of mechanical flow meter (art. no. 2866), selfpriming electric vane pump (art. nos. 6252 or 6254) with built-in bypass valve and inlet strainer, ON-/OFF switch, 2 m – cable with alligator clamps for battery connection, suction foot valve with filter (art. no. 6647), 4 m - rubber delivery hose Ø 3/4" and manual aluminium nozzle.

Optional: automatic shut-off dispensing nozzle with inlet swivel (art. no. 6725).



Art. no.	Voltage	Power	Current drain	Rpm	Delivery	Connection threads	Weight	Dimensions (LxWxH) (mm)
<b>6246</b>	12 VDC	220 W	18 A	2800	43 l/min	1" BSP (F)	14 Kg	430x160x340
<b>6249</b>	24 VDC	240 W	9 A					



**60 l/min**

Art.no. **6435**



Electric vane pump, selfpriming, 230 VAC, for the transfer of diesel.  
Rotor in sintered steel and vanes in acetal resin.  
The pump has a built-in bypass valve; protection category IP 55.  
Delivery 60 l/min.

Art. no.	Voltage	Power	Current drain	Rpm	Delivery	Connection threads	Weight	Dimensions (LxWxH) (mm)
<b>6435</b>	230 VAC	370 W	1.5 A	2800	60 l/min	1" BSP (F)	7 Kg	170x190x230



**65 l/min**

Art.no. **6218**  
Art.no. **6219**



Electric vane pump, selfpriming, 230 VAC or 400 VAC, for the transfer of diesel. Rotor in sintered steel and vanes in acetal resin.  
The pump has a built-in bypass valve; protection category IP 55.  
The low number of rotations of the motor permits a constant flow without turbulences, a low noise and less abrasion of the components.  
Delivery 65 l/min at 900 rpm.

Art. no.	Voltage	Power	Current drain	Rpm	Delivery	Connection threads	Weight	Dimensions (LxWxH) (mm)
<b>6218</b>	400 VAC	550 W	2.5 A	950	65 l/min	1" BSP (F)	15 Kg	200x240x300
<b>6219</b>	230 VAC	700 W	6.2 A	900				



**100 l/min**

Art.no. **6220**



Electric vane pump, selfpriming, 230 VAC, for the transfer of diesel. Rotor in sintered steel and vanes in acetal resin.  
The pump has a built-in bypass valve; protection category IP 55.  
Delivery 100 l/min at 1420 rpm.

Art. no.	Voltage	Power	Current drain	Rpm	Delivery	Connection threads	Weight	Dimensions (LxWxH) (mm)
<b>6220</b>	230 VAC	550 W	6.2 A	1420	100 l/min	1" BSP (F)	15 Kg	200x240x300





Art.no. **6738**

**55 l/min**

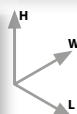


Diesel transfer kit, with electric 230 VAC – pump, mounted on wall bracket.

Composed of selfpriming electric pump with built-in bypass valve and inlet strainer, ON-/OFF switch, 2 m – cable with plug and fuse, mechanical flow meter (art. no. 2866), 4 m - rubber delivery hose Ø 3/4", 2 m – suction hose Ø 25 mm, suction foot valve with filter (art. no. 6647) and automatic shut-off dispensing nozzle with inlet swivel (art. no. 6725).



Art. no.	Voltage	Power	Current drain	Rpm	Delivery	Connection threads	Weight	Dimensions (LxWxH) (mm)
<b>6738</b>	230 VAC	370 W	1.5 A	2800	55 l/min	1" BSP (F)	18 Kg	400x400x290



Art.no. **6739**

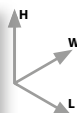
**100 l/min**



Diesel transfer kit, with electric 230 VAC – pump, mounted on wall bracket.

Composed of selfpriming electric pump with built-in bypass valve and inlet strainer, ON-/OFF switch, 2 m – cable with plug and fuse, mechanical flow meter (art. no. 2865), 4 m - rubber delivery hose Ø 1", 2 m – suction hose Ø 25 mm, suction foot valve with filter (art. no. 6647) and automatic shut-off dispensing nozzle with inlet swivel (art. no. 6726).

Art. no.	Voltage	Power	Current drain	Rpm	Delivery	Connection threads	Weight	Dimensions (LxWxH) (mm)
<b>6739</b>	230 VAC	750 W	6.2 A	1400	100 l/min	1" BSP (F)	22 Kg	400x400x290



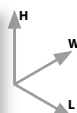
Art.no. **6755**



Diesel transfer kit, with electric 230 VAC – pump, mounted on wall bracket (art. no. 6739), but equipped with automatic rewind, spring – driven hose reel, adjustable arms series, in painted steel (art. no. 9095) with 8 m - rubber delivery hose Ø 1", 2 m – connection hose to pump and diesel/water separating cartridge filter (art. no. 6600).



Art. no.	Voltage	Power	Current drain	Rpm	Delivery	Connection threads	Weight	Dimensions (LxWxH) (mm)
<b>6755</b>	230 VAC	750 W	6.2 A	1400	80 l/min	1" BSP (F)	42 Kg	400x400x290





Art.no. **6700**



Manual diesel dispensing nozzle, body in aluminium, with plastic hose tail ø 25 mm and dispensing outlet with ø ext. 25 mm, with latch for locking of trigger.

Max flow rate 80 l/min.

The nozzle can also be used for the dispensing of oils with a max. pressure of 3.5 bar.

Art.no. **6701**

Same as art. no. 6700, but with inlet swivel 1" BSP (M-F).

Art.no. **6725**



Automatic shut-off dispensing nozzle for diesel, body in aluminium with rubber protection, with inlet swivel 1" BSP (M-F) and dispensing outlet with ø ext. 24 mm. Max flow rate 60 l/min.

Art.no. **6726**

Automatic shut-off dispensing nozzle for diesel, body in aluminium with rubber protection, with inlet swivel 1" BSP (M-F) and dispensing outlet with ø ext. 29 mm. Max flow rate 120 l/min.

Art.no. **6721**



Automatic shut-off dispensing nozzle for diesel, high delivery version, body in aluminium, with inlet swivel 1 1/2" BSP (M-F) and dispensing outlet with ø ext. 39 mm, with latch for locking of trigger.

Max flow rate 280 l/min.



Art.no. **2107/34**  
Inlet swivel 3/4" BSP (M) – 1" BSP (F).

Art.no. **2107/33**  
Inlet swivel 3/4" BSP (M) – 3/4" BSP (M).

Art.no. **2107/10**  
Inlet swivel 1" BSP (M) – 1" BSP (F).

Art.no. **2107/35**  
Inlet swivel 3/4" BSP (M) – 1" BSP (M).

Art.no. **2107/36**  
Inlet swivel 1" BSP (M) – 1" BSP (M).

new



Art.no. **6618**

GET FUEL – magnetic safety and ventilation valve for the installation on top of tanks or other fuel containers. Connection: 2" BSP.

This valve permits to reduce considerably the release of gases and smells of fuels in residential areas and also the eventual contamination of fuels caused by condensation water or rainwater entering into the tank.

The valve is composed by two magnetic discs that are working automatically both in a situation of pressurization (charging) and depressurization (discharging) of a tank.



Art.no. **6439/2P**

Suction hose assembly for diesel pumps and transfer kits, composed of blue PVC – hose, length 2 m, ø int. 25 mm, with 2 suitable hose tails with connection 1" BSP (M), 2 suitable hose clamps and suction non-return foot valve, body in brass, with filter in stainless steel, connection 1" BSP (F).



Art.no. **6600**

In-line filter for diesel and petrol with 30 microns – cartridge for the absorption of water that is eventually present in the storage tank. The water could particularly become dangerous for the diesel motors of the latest generation. The filter continuously absorbs the water which after some time will cause a reduction of the delivery and also a loss of head of the diesel supply unit. Therefore the waterlogged cartridge must be replaced then. The filter can be installed on the suction side as well as on the delivery side of the diesel supply unit.

Art.no. **6603**

Replacement cartridge, 30 microns, for filter art. no. 6600.

Art. no.	Max flow rate	Working pressure	Burst pressure	Filtration degree	Connection threads	Dimensions (LxWxH) (mm)
<b>6600</b>	70 l/min	3.5 bar	10 bar	30 microns	1" BSP (F)	100 x 280 x 95



Art.no. **6607**

In-line filter for diesel and petrol with 10 microns – cartridge for the absorption of water that is eventually present in the storage tank. The water could particularly become dangerous for the diesel motors of the latest generation. The filter continuously absorbs the water which after some time will cause a reduction of the delivery and also a loss of head of the diesel supply unit. Therefore the waterlogged cartridge must be replaced then. The filter can be installed on the suction side as well as on the delivery side of the diesel supply unit.

Art.no. **6608**

Replacement cartridge, 10 microns, for filter art. no. 6607.

Art. no.	Max flow rate	Working pressure	Burst pressure	Filtration degree	Connection threads	Dimensions (LxWxH) (mm)
<b>6607</b>	110 l/min	10 bar	30 bar	10 microns	1 1/4" BSP (F)	114 x 285 x 135



Art.no. **6613**

In-line filter for diesel and petrol with 10 microns – spin-on cartridge. The filter can be installed on the suction side as well as on the delivery side of the diesel supply unit.

Art.no. **6614**

Replacement cartridge, 10 microns, for filter art. no. 6613.

Art. no.	Max flow rate	Working pressure	Burst pressure	Filtration degree	Connection threads	Dimensions (LxWxH) (mm)
<b>6613</b>	60 l/min	10 bar	30 bar	10 microns	1" BSP (F)	100 x 44 x 98



Art.no. **2267 – 2265 – 2268**

In-line (Y – type) filter with strainer, body in brass and strainer in stainless steel.



Art.no. **2267**  
Art.no. **2265**  
Art.no. **2268**

Art. no.	Working pressure	Burst pressure	Filtration degree	Connection threads	Dimensions (LxWxH) (mm)
<b>2267</b>	10 bar	30 bar	400 microns	1/2" BSP (F)	57 x 40 x 24
<b>2265</b>	10 bar	30 bar	400 microns	3/4" BSP (F)	70 x 52 x 31
<b>2268</b>	10 bar	30 bar	400 microns	1" BSP (F)	96 x 68 x 48



Art.no. **6611** - Plastic suction filter with hose tail ø 25 mm.

Art.no. **6621** - Plastic hose tail ø 25 mm – connection thread 3/4" BSP (M).

Art.no. **6622** - Plastic hose tail ø 25 mm – connection thread 1" BSP (M).

Art.no. **6623** - Plastic hose tail ø 19 mm – connection thread 3/4" BSP (M).

Art.no. **6642** - Suction non-return foot valve, body in plastic, with filter, connection thread 1" BSP (F).

Art.no. **6647** - Suction non-return foot valve, body in brass, with filter in stainless steel. Connection thread 1" BSP (F), ø 47.5 mm, total height 91.5 mm



Art.no. **6642**

Art.no. **6611**

Art.no. **6647**

Art.no. **6621**  
Art.no. **6622**  
Art.no. **6623**



Art.no. **2866**

Mechanical nutating – disk flow meter for diesel, body in aluminium, with 3 – digits partial meter (max. 999 l; resettable to zero) and 6 – digits totalizer (non resettable). The meter can easily be calibrated and it can also be used for gravity applications. The upper part can be rotated so that every different flow direction is possible.

Art. no.	Flow range	Max working pressure	Burst pressure	Accuracy*	Resolution	Connection threads	Weight
<b>2866</b>	20 – 120 l/min	10 bar	20 bar	+ - 0.5%	0.01 l	1" BSP (F)	1.4 kg

\* Accuracy in % of flow range after calibration.



Art.no. **2865**

Mechanical nutating – disk flow meter for diesel, body in aluminium, with 4 – digits partial meter (max. 9999 l; resettable to zero) and 8 – digits totalizer (non resettable). The meter can easily be calibrated and it can also be used for gravity applications. The upper part can be rotated so that every different flow direction is possible.

Art. no.	Flow range	Max working pressure	Burst pressure	Accuracy*	Resolution	Connection threads	Weight
<b>2865</b>	20 – 120 l/min	10 bar	20 bar	+ - 0.5%	0.01 l	1" BSP (F)	1.4 kg

\* Accuracy in % of flow range after calibration.



Art.no. **2869**

Electronic oscillating - disk flow meter for diesel, body in aluminium, with 6 – digits partial meter (resettable to zero) and 6 – digits totalizer (non resettable). The meter includes also a flow rate indicator. The upper part can be rotated so that every different flow direction is possible.

Art. no.	Flow range	Max working pressure	Burst pressure	Accuracy*	Resolution	Connection threads	Weight
<b>2869</b>	5 – 120 l/min	3.5 bar	28 bar	+ - 0.5%	0.01 l	1" BSP (F)	1.1 kg

\* Accuracy in % of flow range after calibration.



Art.no. **2851 - 2852**

Electronic, oval gears flow meter for diesel, body in aluminium, with 3 different totals (single operation, partial totalizer and absolute totalizer). The 4 – digits partial meter (max. 9999 l) is resettable to zero, the 6 – digits totalizer is non resettable.

Art. no.	Flow range	Max working pressure	Burst pressure	Accuracy*	Resolution	Connection threads	Weight
<b>2851</b>	20 – 120 l/min	25 bar	75 bar	+ - 0.5%	0.01 l	1" BSP (F)	1.6 kg
<b>2852</b>	20 – 150 l/min					1 1/4" BSP (F)	1.8 kg

\* Accuracy in % of flow range after calibration.



Art.no. **2823**

Electronic turbine flow meter for diesel, body in reinforced polyamide, suitable for in-line applications, with 5 – digits partial meter (resettable to zero) and 6 – digits totalizer (non resettable). The meter includes also a flow rate indicator. The display can be rotated in 4 different positions.

Art. no.	Flow range	Max working pressure	Accuracy*	Resolution	Connection threads	Weight
<b>2823</b>	5 – 120 l/min	20 bar	+ / - 1%	0.01 l	1" BSP (M)	0.4 kg

\* Accuracy in % of flow range after calibration.

Art.no. **9024+28808**

Automatic rewind, spring-driven hose reel, enclosed series, in painted steel, with 8 m - rubber hose Ø 3/4", suitable for the supply of diesel.

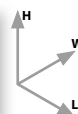


Optional



Art.no. **9778**

Art. no.	Max pressure	Connection threads inlet - outlet	Internal diameter inlet swivel joint	Diameter / Length delivery hose	Width reel	Weight	Dimensions (LxWxH) (mm)
<b>9024+28808</b>	20 bar	1" BSP (M) - 3/4" BSP (F)	20 mm	3/4" - 8 m	150 mm	28 Kg	245x530x470



Art.no. **9095+28810**

Automatic rewind, spring-driven hose reel, adjustable arms series, in painted steel, with 10 m - rubber hose Ø 3/4", suitable for the supply of diesel.

Art.no. **9095+289608**

Automatic rewind, spring-driven hose reel, adjustable arms series, in painted steel, with 8 m - rubber hose Ø 1", suitable for the supply of diesel.

Optional accessory:

- hydraulic spring brake device for the controlled and safe rewinding of hoses. Please add suffix "/HB" to the individual hose reel article number!

Optional



Art.no. **9768**

Art. no.	Max pressure	Connection threads inlet - outlet	Internal diameter inlet swivel joint	Diameter / Length delivery hose	Width reel	Weight	Dimensions (LxWxH) (mm)
<b>9095+28810</b>	20 bar	1" BSP (M) - 1" BSP (F)	20 mm	3/4" - 10 m	150 mm	17 Kg	270x500x490
<b>9095+289608</b>				1" - 8 m		18 Kg	



Art.no. **9096+28815**

Automatic rewind, spring-driven hose reel, adjustable arms series, in painted steel, with 15 m - rubber hose Ø 3/4", suitable for the supply of diesel.

Art.no. **9096+289612**

Automatic rewind, spring-driven hose reel, adjustable arms series, in painted steel, with 12 m - rubber hose Ø 1", suitable for the supply of diesel.

Optional accessory:

- hydraulic spring brake device for the controlled and safe rewinding of hoses. Please add suffix "/HB" to the individual hose reel article number!

Optional



Art.no. **9768**

Art. no.	Max pressure	Connection threads inlet - outlet	Internal diameter inlet swivel joint	Diameter / Length delivery hose	Width reel	Weight	Dimensions (LxWxH) (mm)
<b>9096+28815</b>	20 bar	1" BSP (M) - 1" BSP (F)	20 mm	3/4" - 15 m	200 mm	33 Kg	305x490x490
<b>9096+289612</b>				1" - 12 m	200 mm	35 Kg	





Art.no. **9546+28808**

Automatic rewind, spring-driven hose reel, enclosed series, in stainless steel AISI 304, with 8 m - rubber hose Ø 3/4", suitable for the supply of diesel.

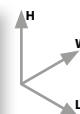


Optional



Art.no. **9754**

Art. no.	Max pressure	Connection threads inlet - outlet	Internal diameter inlet swivel joint	Diameter / Length delivery hose	Width reel	Weight	Dimensions (LxWxH) (mm)
<b>9546+28808</b>	20 bar	1" BSP (M) - 3/4" BSP (F)	20 mm	3/4" - 8 m	150 mm	28 Kg	245x530x470



Art.no. **9595+28810**

Automatic rewind, spring-driven hose reel, adjustable arms series, in stainless steel AISI 304, with 10 m - rubber hose Ø 3/4", suitable for the supply of diesel.



Art.no. **9595+289608**

Automatic rewind, spring-driven hose reel, adjustable arms series, in stainless steel AISI 304, with 8 m - rubber hose Ø 1", suitable for the supply of diesel.

Optional



Art.no. **9765**

Optional accessory:

- hydraulic spring brake device for the controlled and safe rewinding of hoses. Please add suffix "/HB" to the individual hose reel article number!

Art. no.	Max pressure	Connection threads inlet - outlet	Internal diameter inlet swivel joint	Diameter / Length delivery hose	Width reel	Weight	Dimensions (LxWxH) (mm)
<b>9595+28810</b>	20 bar	1" BSP (M) - 1" BSP (F)	20 mm	3/4" - 10 m	150 mm	17 Kg	270x500x490
<b>9595+289608</b>				1" - 8 m		18 Kg	



Art.no. **9596+28815**

Automatic rewind, spring-driven hose reel, adjustable arms series, in stainless steel AISI 304, with 15 m - rubber hose Ø 3/4", suitable for the supply of diesel.



Art.no. **9596+289612**

Automatic rewind, spring-driven hose reel, adjustable arms series, in stainless steel AISI 304, with 12 m - rubber hose Ø 1", suitable for the supply of diesel.

Art.no. **9584+289615**

Automatic rewind, spring-driven hose reel, adjustable arms series, in stainless steel AISI 304, with 15 m - rubber hose Ø 1", suitable for the supply of diesel.

Optional

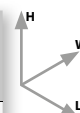


Art.no. **9765**  
Art.no. **9764**

Optional accessory:

- hydraulic spring brake device for the controlled and safe rewinding of hoses. Please add suffix "/HB" to the individual hose reel article number!

Art. no.	Max pressure	Connection threads inlet - outlet	Internal diameter inlet swivel joint	Diameter / Length delivery hose	Width reel	Weight	Dimensions (LxWxH) (mm)
<b>9596+28815</b>	20 bar	1" BSP (M) - 1" BSP (F)	20 mm	3/4" - 15 m	200 mm	33 Kg	305x490x490
<b>9596+289612</b>				1" - 12 m		35 Kg	
<b>9584+289615</b>				1" - 15 m	300 mm	42 Kg	505x530x500



Art.no. **9030+28812**

Automatic rewind, spring-driven hose reel, heavy duty series, in painted steel, with 12 m - rubber hose Ø 3/4", suitable for the supply of diesel.

Art.no. **9030+289608**

Automatic rewind, spring-driven hose reel, heavy duty series, in painted steel, with 8 m - rubber hose Ø 1", suitable for the supply of diesel.

Optional accessory:

- hydraulic spring brake device for the controlled and safe rewinding of hoses. Please add suffix "/HB" to the individual hose reel article number!

Optional



Art.no. **9768**

Art. no.	Max pressure	Connection threads inlet - outlet	Internal diameter inlet swivel joint	Diameter / Length delivery hose	Width reel	Weight	Dimensions (LxWxH) (mm)
<b>9030+28812</b>	20 bar	1" BSP (M) - 1" BSP (F)	20 mm	3/4" - 12 m	150 mm	34 Kg	295x530x500
<b>9030+289608</b>				1" - 8 m		32 Kg	



Art.no. **9097+28818**

Automatic rewind, spring-driven hose reel, adjustable arms series, in painted steel, with 18 m - rubber hose Ø 3/4", suitable for the supply of diesel.

Art.no. **9097+289615**

Automatic rewind, spring-driven hose reel, adjustable arms series, in painted steel, with 15 m - rubber hose Ø 1", suitable for the supply of diesel.

Optional accessory:

- hydraulic spring brake device for the controlled and safe rewinding of hoses. Please add suffix "/HB" to the individual hose reel article number!

Optional



Art.no. **9769**

Art. no.	Max pressure	Connection threads inlet - outlet	Internal diameter inlet swivel joint	Diameter / Length delivery hose	Width reel	Weight	Dimensions (LxWxH) (mm)
<b>9097+28818</b>	20 bar	1" BSP (M) - 1" BSP (F)	20 mm	3/4" - 18 m	300 mm	42 Kg	505x530x500
<b>9097+289615</b>				1" - 15 m		41 Kg	



Art.no. **9036+28830**

Automatic rewind, spring-driven hose reel, heavy duty series, in painted steel, with 30 m - rubber hose Ø 3/4", suitable for the supply of diesel.

Art.no. **9036+289525**

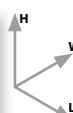
Automatic rewind, spring-driven hose reel, heavy duty series, in painted steel, with 25 m - rubber hose Ø 1", suitable for the supply of diesel.

Optional accessory:

- hydraulic spring brake device for the controlled and safe rewinding of hoses. Please add suffix "/HB" to the individual hose reel article number!



Art. no.	Max pressure	Connection threads inlet - outlet	Internal diameter inlet swivel joint	Diameter / Length delivery hose	Width reel	Weight	Dimensions (LxWxH) (mm)
<b>9036+28830</b>	20 bar	1" BSP (M) - 1" BSP (F)	20 mm	3/4" - 30 m	400 mm	68 Kg	500x530x540
<b>9036+289525</b>				1" - 25 m		66 Kg	



Art.no. **9529+28812**

Automatic rewind, spring-driven hose reel, heavy duty series, in stainless steel AISI 304, with 12 m - rubber hose Ø 3/4", suitable for the supply of diesel.

Art.no. **9529+289608**

Automatic rewind, spring-driven hose reel, heavy duty series, in stainless steel AISI 304, with 8 m - rubber hose Ø 1", suitable for the supply of diesel.

Optional accessory:

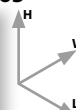
- hydraulic spring brake device for the controlled and safe rewinding of hoses. Please add suffix "/HB" to the individual hose reel article number!

Optional



Art.no. **9765**

Art. no.	Max pressure	Connection threads inlet - outlet	Internal diameter inlet swivel joint	Diameter / Length delivery hose	Width reel	Weight	Dimensions (LxWxH) (mm)
<b>9529+28812</b>	20 bar	1" BSP (M) - 1" BSP (F)	20 mm	3/4" - 12 m	150 mm	34 Kg	295x530x500
<b>9529+289608</b>				1" - 8 m		32 Kg	



Art.no. **9525+28818**

Automatic rewind, spring-driven hose reel, heavy duty series, in stainless steel AISI 304, with 18 m - rubber hose Ø 3/4", suitable for the supply of diesel.

Art.no. **9525+289615**

Automatic rewind, spring-driven hose reel, heavy duty series, in stainless steel AISI 304, with 15 m - rubber hose Ø 1", suitable for the supply of diesel.

Optional

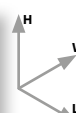


Art.no. **9764**

Optional accessory:

- hydraulic spring brake device for the controlled and safe rewinding of hoses. Please add suffix "/HB" to the individual hose reel article number!

Art. no.	Max pressure	Connection threads inlet - outlet	Internal diameter inlet swivel joint	Diameter / Length delivery hose	Width reel	Weight	Dimensions (LxWxH) (mm)
<b>9525+28818</b>	20 bar	1" BSP (M) - 1" BSP (F)	20 mm	3/4" - 18 m	300 mm	42 Kg	440x530x500
<b>9525+289615</b>				1" - 15 m		41 Kg	



Art.no. **9536+28830**

Automatic rewind, spring-driven hose reel, heavy duty series, in stainless steel AISI 304, with 30 m - rubber hose Ø 3/4", suitable for the supply of diesel.

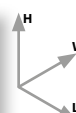
Art.no. **9536+289625**

Automatic rewind, spring-driven hose reel, heavy duty series, in stainless steel AISI 304, with 25 m - rubber hose Ø 1", suitable for the supply of diesel.

Optional accessory:

- hydraulic spring brake device for the controlled and safe rewinding of hoses. Please add suffix "/HB" to the individual hose reel article number!

Art. no.	Max pressure	Connection threads inlet - outlet	Internal diameter inlet swivel joint	Diameter / Length delivery hose	Width reel	Weight	Dimensions (LxWxH) (mm)
<b>9536+28830</b>	20 bar	1" BSP (M) - 1" BSP (F)	20 mm	3/4" - 30 m	400 mm	68 Kg	500x530x540
<b>9536+289625</b>				1" - 25 m		66 Kg	





Ø 1 1/4" - Ø 1 1/2"

Art.no. **9031+289708**

Automatic rewind, spring-driven hose reel, adjustable arms series, in painted steel, with 8 m - rubber hose Ø 1 1/4" (ø int. 32 mm), suitable for the supply of high volumes of diesel.



Optional accessory:

- hydraulic spring brake device for the controlled and safe rewinding of hoses. Please add suffix "/HB" to the individual hose reel article number!

Art. no.	Max pressure	Connection threads inlet - outlet	Internal diameter inlet swivel joint	Diameter / Length delivery hose	Width reel	Weight	Dimensions (LxWxH) (mm)
<b>9031+289708</b>	10 bar	1 1/4" BSP (M) 1 1/4" BSP (F)	25 mm	1 1/4" - 8 m	200 mm	32 Kg	430x500x490



Art.no. **9038+289715**

Automatic rewind, spring-driven hose reel, adjustable arms series, in painted steel, with 15 m - rubber hose Ø 1 1/4" (ø int. 32 mm), suitable for the supply of high volumes of diesel.



Art.no. **9038+289720**

Automatic rewind, spring-driven hose reel, adjustable arms, in painted steel, with 20 m - rubber hose Ø 1 1/4" (ø int. 32 mm), suitable for the supply of high volumes of diesel.

Optional accessory:

- hydraulic spring brake device for the controlled and safe rewinding of hoses. Please add suffix "/HB" to the individual hose reel article number!

Art. no.	Max pressure	Connection threads inlet - outlet	Internal diameter inlet swivel joint	Diameter / Length delivery hose	Width reel	Weight	Dimensions (LxWxH) (mm)
<b>9038+289715</b>	10 bar	1 1/4" BSP (M) 1 1/4" BSP (F)	25 mm	1 1/4" - 15 m	400 mm	67 Kg	590x670x670
<b>9038+289720</b>				1 1/4" - 20 m		78 Kg	



Art.no. **9039+2899715**

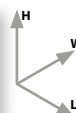
Automatic rewind, spring-driven hose reel, adjustable arms series, in painted steel, with 15 m - rubber hose Ø 1 1/2" (ø int. 38 mm), suitable for the supply of high volumes of diesel.



Optional accessory:

- hydraulic spring brake device for the controlled and safe rewinding of hoses. Please add suffix "/HB" to the individual hose reel article number!

Art. no.	Max pressure	Connection threads inlet - outlet	Internal diameter inlet swivel joint	Diameter / Length delivery hose	Width reel	Weight	Dimensions (LxWxH) (mm)
<b>9039+2899715</b>	10 bar	1 1/2" BSP (M) 1 1/2" BSP (F)	32 mm	1 1/2" - 15 m	400 mm	80 Kg	590x670x670





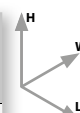
Art.no. **9531+289708**

Automatic rewind, spring-driven hose reel, adjustable arms series, in stainless steel AISI 304, with 8 m - rubber hose Ø 1 1/4" (ø int. 32 mm), suitable for the supply of high volumes of diesel.

Optional accessory:

- hydraulic spring brake device for the controlled and safe rewinding of hoses. Please add suffix "/HB" to the individual hose reel article number!

Art. no.	Max pressure	Connection threads inlet - outlet	Internal diameter inlet swivel joint	Diameter / Length delivery hose	Width reel	Weight	Dimensions (LxWxH) (mm)
<b>9531+289708</b>	10 bar	1 1/4" BSP (M) 1 1/4" BSP (F)	25 mm	1 1/4" - 8 m	200 mm	32 Kg	430x500x490



Art.no. **9538+289715**

Automatic rewind, spring-driven hose reel, adjustable arms series, in stainless steel AISI 304, with 15 m - rubber hose Ø 1 1/4" (ø int. 32 mm), suitable for the supply of high volumes of diesel.

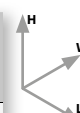
Art.no. **9538+289720**

Automatic rewind, spring-driven hose reel, adjustable arms series, in stainless steel AISI 304, with 20 m - rubber hose Ø 1 1/4" (ø int. 32 mm), suitable for the supply of high volumes of diesel.

Optional accessory:

- hydraulic spring brake device for the controlled and safe rewinding of hoses. Please add suffix "/HB" to the individual hose reel article number!

Art. no.	Max pressure	Connection threads inlet - outlet	Internal diameter inlet swivel joint	Diameter / Length delivery hose	Width reel	Weight	Dimensions (LxWxH) (mm)
<b>9538+289715</b>	10 bar	1 1/4" BSP (M) 1 1/4" BSP (F)	25 mm	1 1/4" - 15 m	400 mm	67 Kg	590x670x670
<b>9538+289720</b>				1 1/4" - 20 m		78 Kg	



Art.no. **9539+2899715**

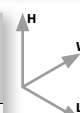
Automatic rewind, spring-driven hose reel, adjustable arms series, in stainless steel AISI 304, with 15 m - rubber hose Ø 1 1/2" (ø int. 38 mm), suitable for the supply of high volumes of diesel.

Optional accessory:

- hydraulic spring brake device for the controlled and safe rewinding of hoses. Please add suffix "/HB" to the individual hose reel article number!



Art. no.	Max pressure	Connection threads inlet - outlet	Internal diameter inlet swivel joint	Diameter / Length delivery hose	Width reel	Weight	Dimensions (LxWxH) (mm)
<b>9539+2899715</b>	10 bar	1 1/2" BSP (M) 1 1/2" BSP (F)	32 mm	1 1/2" - 15 m	400 mm	80 Kg	590x670x670



Art.no. **6561**



Pneumatic, selfpriming rotary vane pump for the transfer of petrol, with body in cast iron with anticorrosive coating and plastic rotor. On demand the pump can be supplied with an earth cable to enable an electrostatic discharge.

It is constructed in accordance with directive ATEX 2014/34/EU.



Art. no.	Compressed air supply	Max outlet pressure	Max delivery	Connection threads	Weight	Dimensions (LxWxH) (mm)
<b>6561</b>	1 – 4 bar	4 bar	35 l/min	3/4" BSP (F)	3 kg	140x150x190



Art.no. **6930**



Pneumatic 1:1 – piston pump, suitable for the suction and the transfer of petrol. On demand the pump can be supplied with an earth cable to enable an electrostatic discharge.

It is constructed in accordance with directive ATEX 2014/34/EU.



Art. no.	Compressed air supply	Max outlet pressure	Max delivery	Connection threads	Weight	Dimensions (LxWxH) (mm)
<b>6930</b>	2 – 6 bar	6 bar	25 l/min	3/4" BSP (F)	8 kg	530x120x90



Art.no. **6931**



Electric, selfpriming 12 VDC – rotary vane pump (on demand also available in 230 VAC) for the transfer of petrol, with painted body in cast iron with anticorrosive coating, anti-noise filter (electromagnetic compatibility EMC), thermal protection, non-return valve, pressure relief valve, built-in bypass valve.

The pump is constructed in accordance with directive ATEX 2014/34/EU – IECEx (group II – category 2 – G Ex d IIA T4 Gb).



Art. no.	Voltage	Power	Delivery	Current drain	Connection threads	Weight	Dimensions (LxWxH) (mm)
<b>6931</b>	12 VDC	250 W	50 l/min	21 A	1" BSP (F)	7 kg	195x355x270



## Art.no. 6933

Wall-mounted petrol transfer kit, composed of 1:1 - pneumatic piston pump, pressure regulator and air filter with moisture separator, wall bracket, suction hose with foot valve, 3 m – rubber supply hose 3/4" with static wire, automatic shut-off dispensing nozzle with inlet swivel. On demand the pump can be supplied with an earth cable to enable an electrostatic discharge.

It is constructed in accordance with directive ATEX 2014/34/EU.



Art.no.	Compressed air supply	Air consumption	Max outlet pressure	Max delivery	Connection threads	Weight
<b>6933</b>	1 – 4 bar	120 l/min	4 bar	25 l/min	3/4" BSP (F)	15 kg

## Art.no. 6934

Petrol transfer kit, composed of 1:1 - pneumatic rotary vane pump, pressure regulator and air filter with moisture separator, suction tube of 950 mm length with non-return valve, bung adapter, 3 m – rubber hose 3/4" with static wire, automatic shut-off dispensing nozzle with inlet swivel. On demand the pump can be supplied with an earth cable to enable an electrostatic discharge.

It is constructed in accordance with directive ATEX 2014/34/EU.



Art.no.	Compressed air supply	Air consumption	Max outlet pressure	Max delivery	Connection threads	Weight
<b>6934</b>	4 bar	160 l/min	4 bar	35 l/min	3/4" BSP (F)	12 Kg

## Art.no. 6935

Petrol transfer kit, composed of electric, selfpriming 12 VDC – rotary vane pump with painted body in cast iron with anticorrosive coating, anti-noise filter (electromagnetic compatibility EMC), thermal protection, non-return valve, pressure relief valve, built-in bypass valve, 2 m – cable with alligator clamps for battery connection, nozzle holster with lock and ON-/OFF-lever, telescopic suction tube in galvanized steel, 3 m – rubber hose 3/4" with static wire, manual aluminium nozzle with inlet swivel (on demand also automatic shut-off dispensing nozzle available!) and in-line filter with 30 microns – cartridge for the absorption of water that is eventually present in the storage tank.

The pump is constructed in accordance with directive ATEX 2014/34/EU – IECEx (group II – category 2 – G Ex d IIA T4 Gb).

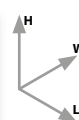


## Art.no. 6937

Dispensing unit as art. no. 6935 but with pump at 230 VAC.



Art. no.	Voltage	Power	Current drain	Delivery	Connection threads	Weight	Dimensions (LxWxH) (mm)
<b>6935</b>	12 VDC	250 W	1 A	50 l/min	1" BSP (F)	10 Kg	400x500x460
<b>6937</b>	230 VAC						



Art.no. **6728**

Automatic shut-off dispensing nozzle for petrol, with rubber protection.



Mod.	Flow range	Connection threads	Diameter outlet spout	Weight
<b>6728</b>	1 - 60 l/min	3/4" BSP (F)	20 mm	1.2 kg

Art.no. **2867**

Mechanical nutating – disk flow meter for petrol, kerosene and diesel, with 3 – digits partial meter (max. 999 l; resettable to zero) and 8 – digits totalizer (non resettable). The meter can easily be calibrated and it can also be used for gravity applications. The upper part can be rotated so that different flow directions are possible.

The flow meter is constructed in accordance with directive ATEX 2014/34/EU – IECEx (group II – category 2 – G Ex d IIA T4 Gb).



Art. no.	Flow range	Max working pressure	Burst pressure	Accuracy*	Resolution	Connection threads	Weight
<b>2867</b>	20 – 120 l/min	3.5 bar	28 bar	+/- 1%	0.01 l	1" BSP (F)	0.6 kg

\*Accuracy in % of flow range after calibration.

Art.no. **2868**

Mechanical nutating – disk flow meter for petrol, kerosene and diesel, with 4 – digits partial meter (max. 9999 l; resettable to zero) and 8 – digits totalizer (non resettable). The meter can easily be calibrated and it can also be used for gravity applications. The upper part can be rotated so that different flow directions are possible.

The flow meter is constructed in accordance with directive ATEX 2014/34/EU – IECEx (group II – category 2 – G Ex d IIA T4 Gb).



Art. no.	Flow range	Max working pressure	Burst pressure	Accuracy*	Resolution	Connection threads	Weight
<b>2868</b>	20 – 120 l/min	3.5 bar	28 bar	+/- 1%	0.01 l	1" BSP (F)	0.6 kg

\*Accuracy in % of flow range after calibration.



Art.no. **3115**

Mobile suction unit for petrol, equipped with pneumatic, rotary gear pump in stainless steel, pressure regulator and air filter with moisture separator, suction hose, kit of suction probes in different diameters, storage bowl, two wheels trolley and 20 l - plastic can for collection of the sucked petrol.

The unit is constructed in accordance with directive ATEX 2014/34/EU – IECEx (group II – category 2 – G Ex d IIA T4 Gb).



Art. no.	Max vacuum	Inlet pressure	Compression ratio pump	Air consumption	Outlet pressure	Weight	Dimensions (LxWxH) (mm)
<b>3115</b>	0.8 bar	3 bar	1:1	200 l/min	3 bar	17 Kg	410x420x910



Art.no. **6938**

Mobile suction unit for petrol, equipped with pneumatic 1:1 - piston pump, pressure regulator and air filter with moisture separator, trolley with 2 fixed wheels and 2 castors, 20 l - metal jerrycan, for the collection of the sucked petrol, suction hose, kit of suction probes in different diameters and storage bowl.

The unit is constructed in accordance with directive ATEX 2014/34/EU – IECEx (group II – category 2 – G Ex d IIA T4 Gb).



Art. no.	Compressed air supply	Max outlet pressure	Max delivery	Connection threads	Weight	Dimensions (LxWxH) (mm)
<b>6938</b>	2 – 6 bar	6 bar	25 l/min	3/4" BSP (F)	19 kg	600x600x1050





Art.no. **9527/EX+289408**

Automatic rewind, spring-driven hose reel, adjustable arms series, in stainless steel AISI 304, in accordance with directive ATEX 2014/34/EU – group II – category 2, with 8 m - rubber hose Ø 1" (ø int. 25 mm), suitable for the supply of petrol in accordance with norm EN 1761:1999.

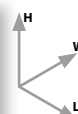


Art. no.	Max pressure	Connection threads inlet - outlet	Internal diameter inlet swivel joint	Diameter / Length delivery hose	Width reel	Weight	Dimensions (LxWxH) (mm)
<b>9527/EX+289408</b>	18 bar	1" BSP (M) 1" BSP (F)	20 mm	1" – 8 m	150 mm	22 kg	290x460x450

Optional



Art.no. **9765**  
Swivel bracket



Art.no. **9525/EX+289415**

Automatic rewind, spring-driven hose reel, heavy duty series, in stainless steel AISI 304, in accordance with directive ATEX 2014/34/EU – group II – category 2, with 15 m - rubber hose Ø 1" (ø int. 25 mm), suitable for the supply of petrol in accordance with norm EN 1761:1999.

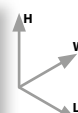


Art. no.	Max pressure	Connection threads inlet - outlet	Internal diameter inlet swivel joint	Diameter / Length delivery hose	Width reel	Weight	Dimensions (LxWxH) (mm)
<b>9525/EX+289415</b>	18 bar	1" BSP (M) 1" BSP (F)	20 mm	1" – 15 m	300 mm	38 kg	440x530x500

Optional



Art.no. **9764**  
Swivel bracket

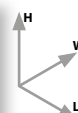


Art.no. **9536/EX+289425**

Automatic rewind, spring-driven hose reel, adjustable arms series, in stainless steel AISI 304, in accordance with directive ATEX 2014/34/EU – group II – category 2, with 25 m - rubber hose Ø 1" (ø int. 25 mm), suitable for the supply of petrol in accordance with norm EN 1761:1999.



Art. no.	Max pressure	Connection threads inlet - outlet	Internal diameter inlet swivel joint	Diameter / Length delivery hose	Width reel	Weight	Dimensions (LxWxH) (mm)
<b>9536/EX+289425</b>	18 bar	1" BSP (M) 1" BSP (F)	20 mm	1" – 25 m	400 mm	61 kg	500x530x540

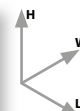




Art.no. **8231**

Jerrycan in polyethylene, suitable for the storage of petrol, with flexible outlet.  
With UN – approval.

Art. no.	Capacity	Weight	Dimensions (LxWxH) (mm)
<b>8231/5</b>	5 l	0.5 kg	260x140x240
<b>8231/10</b>	10 l	0.65 kg	300x170x260
<b>8231/20</b>	20 l	1.2 kg	350x190x380



OPTIONAL  
Art.no. **8231/T**

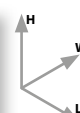
Art.no. **8235**

Jerrycan in painted sheet steel, suitable for the storage of petrol, internally painted.  
With UN – approval.

Optional:

- Art. no. **8231/T**: Rigid dispensing outlet with quick connection coupling.
- Art. no. **8231/F**: Flexible dispensing outlet with quick connection coupling.

Art. no.	Capacity	Weight	Dimensions (LxWxH) (mm)
<b>8235/5</b>	5 l	1.9 kg	230x120x330
<b>8235/10</b>	10 l	2.9 kg	370x170x280
<b>8235/20</b>	20 l	4.2 kg	350x160x470



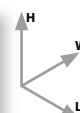
Petrol



Art.no. **8237**

Jerrycan in stainless sheet steel, suitable for the storage of petrol, wall thickness 0.8 mm.  
With UN – approval.

Art. no.	Capacity	Weight	Dimensions (LxWxH) (mm)
<b>8237/10</b>	10 l	2.9 kg	350x170x280
<b>8237/20</b>	20 l	4.2 kg	350x170x473





Portable diesel storage tank in polyethylene (wall thickness 5 mm), suitable for the transport in trucks or pick-ups, with ADR – approval (according to ADR 1.1.3.1.c), including refill tube, air vent valve, level gauge, forklift pockets and handles for transport (empty), equipped with electric, selfpriming vane pump 12 VDC (on demand also 24 VDC) with a delivery of 40 l/min, ON-/OFF-switch, automatic shut-off dispensing nozzle, 4 m – rubber delivery hose  $\varnothing$  3/4" and 2 m – cable with alligator clamps for battery connection. Includes a lockable plastic cover.

Optional: electronic diesel flow meter (art. no. 2823).

Art. no.	Capacity	Weight	Dimensions (LxWxH) (mm)
<b>8223/220</b>	220 l	28 kg	800x600x700
<b>8223/430</b>	430 l	58 kg	1200x800x750
<b>8223/600</b>	600 l	62 kg	1200x800x1020



Portable petrol storage tank in high density polyethylene, electrically conductive, to enable an electrostatic discharge, suitable for the transport in trucks or pick-ups, with ADR – approval (according to ADR 6.5.4.4.1 b and 6.5.4.4.2 b), including refill tube, air vent valve, level gauge, forklift pockets and handles for transport (empty), equipped with electric, selfpriming rotary vane pump 12 VDC (on demand also 24 VDC) with a delivery of 40 l/min. (constructed in accordance with directive ATEX, 4 m – cable with alligator clamps for battery connection, 4 m – statically conductive rubber supply hose, automatic shut-off dispensing nozzle and nozzle holder. Includes a lockable plastic cover.

On demand also available with manual dispensing pump.



Art. no.	Capacity	Weight	Dimensions (LxWxH) (mm)
<b>8224/120</b>	120 l	26 kg	800x600x470
<b>8224/190</b>	190 l	38 kg	800x600x610



Portable storage tank for AdBlue®/DEF/AUS32 in high density polyethylene, suitable for the transport in trucks or pick-ups, including refill tube, air vent valve, level gauge, forklift pockets and handles for transport (empty), equipped with electric, selfpriming diaphragm pump 12 VDC (on demand also 24 VDC) with a delivery of 25 l/min, ON-/OFF-switch, automatic shut-off dispensing nozzle, 4 m – delivery hose in EPDM, and 4 m – cable with alligator clamps for battery connection. Includes a lockable plastic cover.

Optional: electronic flow meter, suitable for AdBlue®/DEF/AUS32 (art. no. 2822).

Art. no.	Capacity	Weight	Dimensions (LxWxH) (mm)
<b>8225/125</b>	125 l	20 kg	800x600x450
<b>8225/210</b>	210 l	21 kg	790x600x690
<b>8225/440</b>	440 l	37 kg	1180x800x710
<b>8225/600</b>	600 l	52 kg	1160x800x1020






AdBlue® (Diesel Exhaust Fluid (DEF)) is a solution of synthetically produced urea in de-mineralized water which is used to reduce the emissions of nitrogen oxides from the exhaust systems of diesel vehicles. The average consumption of AdBlue® is approx. 5 % of the diesel consumption. It is injected into the exhaust system of heavy diesel vehicles constructed according to norm EURO VI. These vehicles are equipped with a dedicated AdBlue® tank which requires special equipment for the refilling.



Art.no. **5496**

Lever action pump in stainless steel, gaskets in PTFE, suitable for the use in drums or in 1000 l – IBC – tanks, with 4 m – delivery hose, rigid dispensing outlet and bung adapter for fixation on drum or tank. Delivery 8 l/min.

Art.no. **03 5496**  
Bung adapter 2"/60x2 for  
AdBlue® drums and tanks.



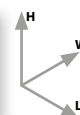
Art. no.	Delivery/stroke	Delivery	Diameter bung adapter	Connection thread	Weight
<b>5496</b>	0.13 l	8 l/min	60 x 2	3/4" BSP (M)	2 Kg



Art.no **5495 RINOX 95**

Lever action, single acting drum pump in stainless steel, delivery 8 l/min, with curved rigid outlet, bung adapter for the fixation on drum and gaskets in PTFE.

Art. no.	Delivery/min	Delivery/stroke	Length suction tube	Weight	Dimensions (LxWxH) (mm)
<b>5495</b>	8 l/min	0,13 l	1000 mm	2 Kg	410x80x1350



Art.no. **5493**

Lever action polypropylene pump, suitable for the use in drums, with 2 m – PVC delivery hose, rigid dispensing outlet and bung adapter for fixation on drum or tank.

Art. no.	Delivery/stroke	Delivery	Diameter bung adapter	Connection thread	Weight
<b>5493</b>	0.5 l	12 l/min	60 x 2	2" BSP (M)	1.6 kg

## Art.no. 6123

Electric, selfpriming gear pump for the supply of AdBlue®; guarantees a constant flow and a low noise level.

Pump body and gears in IXEF.

Protection category IP 55.

Includes ON/OFF – switch and 1.5 m – cable with plug.



Art. no.	Voltage	Current drain	Rpm	Power	Outlet pressure	Delivery	Connection threads	Weight	Dimensions (LxWxH) (mm)
<b>6123</b>	230 VAC 50 Hz	5.3	1360	250 W	2 bar	25 l/min	1/2" BSP (M)	7 kg	240x290x180



## Art.no. 6132

Electric, selfpriming gear pump for the supply of AdBlue®; guarantees a constant flow and a low noise level.

Pump body in stainless steel AISI 304, gears in Kevlar®.

Protection category IP 55.

Includes ON/OFF – switch and 1.5 m – cable with plug and a bypass valve preset on 5 bar pressure.



Art. no.	Voltage	Current drain	Rpm	Power	Outlet pressure	Delivery	Connection threads	Weight	Dimensions (LxWxH) (mm)
<b>6132</b>	230 VAC - 50 Hz	5.3 A	2650	370 W	4 bar	11 l/min	3/8" BSP (F)	7.5 Kg	150x300x190



## Art.no. 6157

## Art.no. 6158

Electric, selfpriming gear pump, with motor in 12 VDC or 24 VDC, for the supply of AdBlue®.

Pump body and gears in IXEF.

Includes ON/OFF-switch and 2.5 m – cable with alligator clamps for battery connection.



Art. no.	Voltage	Current drain	Rpm	Power	Outlet pressure	Delivery	Connection threads	Weight	Dimensions (LxWxH) (mm)
<b>6157</b>	12 VDC	30 A	2800	240 W	2 bar	25 l/min	1/2" BSP (M)	3.6 Kg	260x130x140
<b>6158</b>	24 VDC	15 A							





Art.no. **6745**

Electric dispensing kit for AdBlue®, composed of 230 VAC – electric pump (art. no. 6123), suitable for the use with 1000 l – IBC – tanks, including lateral, metal mounting frame with gun holder, 1 m – EPDM suction hose  $\varnothing$  1/2" with special adapter for connection to the bottom valve of the tank, 3 m – EPDM delivery hose  $\varnothing$  1/2" and electronic oval gears flow meter for AdBlue®, with control gun and rigid outlet  $\varnothing$  16 mm (art. no. 2735).

Art.no. **6745/200**

Same kit as art. no. 6745, but with metal mounting frame for installation on top of the drum and including a plastic suction tube with foot valve, length 950 mm, and 0.8 m – connection hose to pump, suitable for the use with 208 l – plastic drums.

Art. no.	Voltage	Current drain	Rpm	Power	Outlet pressure	Max. delivery	Weight
<b>6745</b>	230 VAC - 50 Hz	5.3 A	1360	250 W	2 bar	25 l/min	22 Kg
<b>6745/200</b>							



Art.no. **6744**

Electric dispensing kit for AdBlue®, composed of 230 VAC – electric pump (art. no. 6123), suitable for the use in 1000 l – IBC – tanks, with bung adapter, metal mounting frame with gun holder, suction tube with 0.8 m – connection hose to pump, automatic rewind, spring – driven hose reel, adjustable arms series, in stainless steel, with 15 m – EPDM delivery hose  $\varnothing$  1/2" and electronic oval gears flow meter for AdBlue®, with control gun and rigid outlet  $\varnothing$  16 mm (art.no. 2735).

Art. no.	Voltage	Current drain	Rpm	Power	Outlet pressure	Max. delivery	Weight
<b>6744</b>	230 VAC - 50 Hz	5.3 A	1360	250 W	2 bar	25 l/min	48 Kg



Art.no. **6743**

Same kit as art. no. 6744, but with automatic shut-off dispensing nozzle for AdBlue® instead of electronic oval gears flow meter for with control dispensing nozzle.



Art. no.	Voltage	Current drain	Rpm	Power	Outlet pressure	Max. delivery	Weight
<b>6743</b>	230 VAC - 50 Hz	5.3 A	1360	250 W	4 bar	25 l/min	48 Kg



Art.no. **6752**



Art.no. **6753**

Art.no. **6752**

Pneumatic dispensing kit for AdBlue®, composed of pneumatic 1:1 - piston pump with wetted parts in stainless steel, suitable for the use in drums or in 1000 l – IBC – tanks, pressure regulator and air filter with moisture separator, bung adapter, 3 m – EPDM delivery hose ø 1/2" and electronic oval gears flow meter for AdBlue®, with control gun and rigid outlet ø 16 mm.

Art.no. **6753**

Same kit as art. no. 6752, but with automatic shut-off dispensing nozzle for AdBlue® instead of electronic oval gears flow meter for with control dispensing nozzle.

Art. no.	Compressed air supply	Max outlet pressure	Max delivery	Weight
<b>6752</b>	2-8 bar	8 bar	30 l/min	9 kg
<b>6753</b>				10 kg

Art.no. **6751**

Pneumatic dispensing kit for AdBlue®, composed of 3:1 – pneumatic piston pump with wetted parts in stainless steel (art. no. 1050), suitable for the use in 1000 l – IBC – tanks, delivery 15 l/min., with bung adapter, metal mounting frame with gun holder, pressure regulator and air filter with moisture separator, automatic rewind, spring – driven hose reel, adjustable arms series, in stainless steel, with 15 m – EPDM delivery hose ø 1/2" and electronic oval gears flow meter for AdBlue®, with control gun and rigid outlet ø 16 mm.



Art. no.	Compressed air supply	Compression ratio	Max outlet pressure	Max delivery	Weight
<b>6751</b>	2-8 bar	3: 1	24 bar	15 l/min	34 kg



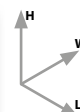
Art.no. **6774**

Mobile, manual dispensing kit for AdBlue® composed of:

- manual lever action polypropylene pump, art.no. 5493 (see page 153!),
- bung adapter for fixation on drum,
- plastic suction tube with non-return foot valve,
- 2 m – PVC – delivery hose,
- electronic oval gears flow meter for AdBlue®, with control gun and rigid outlet ø 16 mm, art.no. 2735 (see page 160!),
- trolley with 2 wheels and 1 castor with brake, in galvanized steel, with pump mounting rack.



Art. no.	Delivery/stroke	Delivery/min	Suitable for drums of	Weight	Dimensions (LxWxH) (mm)
<b>6774</b>	0.50 l	12 l/min	60 l	10 kg	600x380x1010

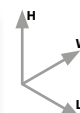


Art.no. **6775**

Same kit as art. no. 6774, but without electronic oval gears flow meter for AdBlue®, with control dispensing nozzle and rigid outlet.



Art. no.	Delivery/stroke	Delivery/min	Suitable for drums of	Weight	Dimensions (LxWxH) (mm)
<b>6775</b>	0.50 l	12 l/min	60 l	9 kg	600x380x1010



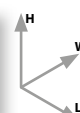
Art.no. **6777**

Mobile, pneumatic dispensing kit for AdBlue® composed of:

- pneumatic 1:1 - piston pump with wetted parts in stainless steel, art.no. 1071 (see page 166!),
- pressure regulator and air filter with moisture separator, art.no. 7180,
- bung adapter for fixation on drum,
- plastic suction tube with non-return foot valve,
- 3 m – EPDM delivery hose ø 1/2", with connections in stainless steel, 1/2" BSP (F),
- electronic oval gears flow meter for AdBlue®, with control gun and rigid outlet ø 16 mm, art.no. 2735 (see page 160!),
- trolley with 2 wheels and 1 castor with brake, in galvanized steel, with pump mounting rack.



Art. no.	Compressed air supply	Compression ratio	Max outlet pressure	Max. delivery	Suitable for drums of	Weight	Dimensions (LxWxH) (mm)
<b>6777</b>	2-8 bar	1:1	8 bar	30 l/min	60 l	14 kg	600x380x1010



Art.no. **6779**

Mobile, pneumatic dispensing kit for AdBlue® composed of:

- pneumatic 1:1 - piston pump with wetted parts in stainless, art.no. 1071 (see page 166!),
- pressure regulator and air filter with moisture separator, art.no. 7180,
- bung adapter for fixation on drum,
- plastic suction tube with non-return foot valve,
- 3 m - EPDM delivery hose  $\varnothing$  1/2", with connections in stainless steel, 1/2" BSP (F),
- electronic turbine flow meter for AdBlue®, art.no. 2822 (see page 160!),
- automatic shut-off dispensing nozzle for AdBlue®, art. o. 6729,
- heavy duty trolley with 2 wheels and 2 castors with brake and with grate, in galvanized steel.

Art.no. **6778**

Mobile, pneumatic dispensing kit for AdBlue® composed of:

- pneumatic 1:1 - piston pump with wetted parts in stainless, art.no. 1071 (see page 166!),
- pressure regulator and air filter with moisture separator, art.no. 7180,
- bung adapter for fixation on drum,
- plastic suction tube with non-return foot valve,
- 3 m - EPDM delivery hose  $\varnothing$  1/2", with connections in stainless steel, 1/2" BSP (F),
- electronic oval gears flow meter for AdBlue®, with control gun and rigid outlet  $\varnothing$  16 mm, art.no. 2735 (see page 160!),
- trolley with 2 wheels and 2 castors, in galvanized steel, art.no. 4380/Z.


Art.no. **6778**

Art. no.	Compressed air supply	Max outlet pressure	Max. delivery	Suitable for drums of	Weight	Dimensions (LxWxH) (mm)
<b>6779</b>	2-8 bar	8 bar	30 l/min	200 l	42 kg	790x900x1400
<b>6778</b>					36 kg	900x830x1400


Art.no. **6785**

Mobile, electric dispensing kit for AdBlue® composed of:

- 230 VAC - electric gear pump, art.no. 6123 (see page 154!),
- bung adapter for fixation on drum,
- plastic suction tube with non-return foot valve and bung adapter for fixation on drum,
- 3 m - EPDM delivery hose  $\varnothing$  1/2", with connections in stainless steel, 1/2" BSP (F),
- electronic turbine flow meter for AdBlue®, art.no. 2822 (see page 160!),
- automatic shut-off dispensing nozzle for AdBlue®, art.no. 6729,
- heavy duty trolley with 2 wheels and 2 castors with brake and with grate, in galvanized steel.

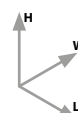
Art.no. **6784**

Mobile, electric dispensing kit for AdBlue® composed of:

- 230 VAC - electric gear pump, art.no. 6123 (see page 154!),
- bung adapter for fixation on drum,
- plastic suction tube with non-return foot valve and bung adapter for fixation on drum,
- 3 m - EPDM delivery hose  $\varnothing$  1/2", with connections in stainless steel, 1/2" BSP (F),
- electronic oval gears flow meter for AdBlue®, with control gun and rigid outlet  $\varnothing$  16 mm, art.no. 2735 (see page 160!),
- heavy duty trolley with 2 wheels and 2 castors with brake and with grate, in galvanized steel.


Art.no. **6784**

Art. no.	Voltage	Current drain	Rpm	Power	Outlet pressure	Max. delivery	Suitable for drums of	Weight	Dimensions (LxWxH) (mm)
<b>6785</b>	230 VAC 50 Hz	5.3 A	1360	250 W	2 bar	25 l/min	200 l	43 kg	790x900x1400
<b>6784</b>								37 kg	900x830x1400



new

new

The **European Directive 2014/32/EU** better known as Directive **MID** (Measuring Instruments Directive), is a community norm responding to reasons of public interest, safety and order, protection of the environment and the consumer, of levying taxes and duties and of fair trading. All these points affect directly and indirectly the daily life of citizens in many ways and require certified measuring systems subject to legal verification.

The **MID MI-005** involves measuring systems for continuous and dynamic measurement of quantities of liquids other than water, among those also AdBlue®/DEF/AUS32.

The Flexbimec flow meter for AdBlue® series "MIDBlue" complies with metrological standards and requirements concerning accuracy defined in the a.m. Directive and can be used therefore as approved meters also in fiscal transactions.



## MIDBlue Counter

Art.no. **2736-P**

Electronic oval gears flow meter for AdBlue®, **approved for fiscal transactions according to MID MI-005, Directive 2014/32/EU**, with rubber protection guard, plastic control gun, inlet swivel in stainless steel 1/2" BSP (M), fluid flow control tube with transparent insert, rigid outlet in stainless steel, Ø 16 mm, with automatic anti-drip nozzle in stainless steel. This flow meter entirely meets the requirements of the **OIML R117-1** (Dynamic measuring systems for liquids other than water) and Welmeq 7.2 software guide, 2018.

### OPERATING CONDITIONS FOR THE USE

Fluid type	AdBlue® / AUS32
Flow range	0.5 – 10 l/min
Min measurable quantity	0.5 l
Accuracy class	0.5 (MID MI-005 – OIML R117-1)
Operating temperature range	-10° C / + 40° C
Working pressure range	1 – 4 bar
Display resolution degree	0.005 l
Mechanical environment category	M1
Electromagnetic environment category	E2
Checksum code	cksum E57E
Protection category	IP 64
Underlying CE directives	2004/108/CE - 2006/95/CE
Underlying CE norms	CEI EN 61000-4-2 CEI EN 61000-4-2 A1 CEI EN 61000-4-2 A2 CEI EN 61000-4-3
Single operations data storing capacity	2000 dispenses
Composition of storable single operations data	<ul style="list-style-type: none"> <li>- Serial number of single dispense</li> <li>- Year of dispense</li> <li>- Month and day of dispense</li> <li>- Time of dispense</li> <li>- Dispensed quantity of single operation</li> <li>- Absolute total of dispensed quantities</li> </ul>

Conformity assessment Art. 17 modules **B+D**



Type Approval **MID 89\_B\_2 - rev. 1**





Art.no. **2735**

Electronic oval gears flow meter for AdBlue®, not approved for fiscal transactions, body in plastic with high density glass fibre IXEF, gears in PPS and PTFE, with plastic control gun, inlet swivel in stainless steel 1/2" BSP (M) and rigid outlet in stainless steel, ø 16 mm, with automatic anti-drip nozzle in stainless steel.

Art. no.	Max working pressure	Max flow rate	Accuracy	Connection thread	Weight	Dimensions (LxWxH) (mm)
<b>2735</b>	20 bar	30 l/min	+/- 0.5%	1/2" BSP (M)	1.2 kg	95x95x460



Art.no. **2715**

Electronic oval gears flow meter for AdBlue®, not approved for fiscal transactions, body in plastic with high density glass fibre IXEF, gears in PPS and PTFE, suitable for inline applications.

Art. no.	Max working pressure	Max flow rate	Accuracy	Connection thread	Weight	Dimensions (LxWxH) (mm)
<b>2715</b>	20 bar	30 l/min	+/- 0.5%	1/2" BSP (F)	0.8 kg	95x90x105



Art.no. **2822**

Electronic turbine flow meter for AdBlue®, body in reinforced polyamide, suitable for in-line applications, with 5 – digits partial meter (resettable to zero) and 6 – digits totalizer (non resettable). The meter includes also a flow rate indicator. The display can be rotated in 4 different positions.

Art. no.	Max working pressure	Max flow rate	Accuracy	Connection thread	Weight	Dimensions (LxWxH) (mm)
<b>2822</b>	20 bar	100 l/min	+/- 1%	1" BSP (M)	0.4 kg	100x54x74



Art.no. **8735**

Electronic oval gears flow meter with pulse transmitter, body in IXEF, including a stainless steel 24 VDC - solenoid valve, an in-line 150 µm cartridge filter and a wall bracket. Suitable for the use with water-based fluids and AdBlue® (DEF).

Appropriate to the use in combination with electronic oil monitoring systems by the use of an external receiver.

Art. no.	Max working pressure	Max flow rate	Accuracy	Connection thread	Number of pulses	Weight	Dimensions (LxWxH) (mm)
<b>8735</b>	100 bar	35 l/min	+ / - 0.5%	1/2" BSP (F)	100/l	1.5 kg	120x120x160




Art.no. **7324**

Refractometer for checking the quality of AdBlue®.

The device is indicating the urea concentration in the fluid in percentage by weight on a scale with a light/dark separating line.

Adjustable ocular permits adaptation to the user's eyesight.

A dropper to take a sample quantity of the fluid is included.





Art.no. **6709**



Plastic dispensing nozzle for AdBlue®, internal components in stainless steel, with Viton® gaskets, wetted parts and rigid dispensing outlet (ø 18.8 mm) in stainless steel, plastic connection adapter and lockable trigger.

Art. no.	Max working pressure	Flow range	Connection thread	Weight	Dimensions (LxWxH) (mm)
<b>6709</b>	3 bar	1 - 40 l/min	1" BSP (F)	0.3 kg	400x155x56



Art.no. **6729**



Automatic filling nozzle for AdBlue®, body with rubber protection, with Viton® gaskets, wetted parts and rigid dispensing outlet (ø 19 mm) in stainless steel, swivel hose tail ø 19 mm.

Art. no.	Max working pressure	Flow range	Connection thread	Weight	Dimensions (LxWxH) (mm)
<b>6729</b>	5 bar	1 - 35 l/min	Hose tail ø 20 mm – 3/4" BSP (M)	2.5 kg	400x155x56



Art.no. **6723**



Automatic shut-off dispensing nozzle for AdBlue®, body in coated aluminium, internal components in stainless steel and plastic, suitable for the use with heavy vehicles, with inlet swivel 3/4" BSP (M), integrated magnet opener in outlet spout and including also magnet adapter for the vehicle tank.

Art. no.	Max working pressure	Flow range	Connection thread	Weight	Dimensions (LxWxH) (mm)
<b>6723</b>	min. 0.5 bar – max. 3.5 bar	20 – 40 l/min	3/4" BSP (M)	2.2 kg	400x155x56



Art.no. **6724**



Automatic shut-off dispensing nozzle for AdBlue®, body in coated aluminium, internal components in stainless steel and plastic, suitable for the use with light vehicles, with integrated misfilling prevention, antidrip device on outlet, inlet swivel 3/4" BSP (M). Dispensing only possible in conjunction with filling points according to ISO 22241-5. Includes also test adapter and an adjustment key for changing the flow rate.

Art. no.	Max working pressure	Flow range	Connection thread	Weight	Dimensions (LxWxH) (mm)
<b>6724</b>	min. 1.5 bar – max. 3.5 bar	1 - 10 l/min	3/4" BSP (M)	1.5 kg	400x155x56



Art.no. **2253**



Art.no. **2253**



Art.no. **2897**

Plastic suction tube, ø 40 mm, length 1100 mm, with bung adapter 2" BSP for fixation on drums or tanks and 90° - elbow adapter ø 25 mm for hose connection. Suitable for 1000 l – IBC – tanks.

Art.no. **2897**

EPDM delivery hose, ø 3/4" (sold by the meter).

Art.no. **2256**



Suction kit for AdBlue® drums and tanks, composed of plastic suction tube (in HDPE) with plug head BCS 56x4 and foot valve and SEC/CDS - suction coupling with 90° - elbow hose tile ø 20 mm for hose connections.



Dispensing kits for AdBlue®/ DEF/AUS32 equipped with flow meter **approved according to MID MI-005**, automatic air separator kit (suitable to separate the air eventually present in the suction line) and pulsation dumper **approved according to OIML R117-1**.

The dispensing kits for AdBlue® comply with all metrological standards and requirements concerning accuracy defined in the **Directive 2014/32/EU** and can be used therefore as approved dispensing kits also in fiscal transactions.

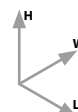
The following kits include a wall bracket suitable for wall- or tank installation.

## Art.no. 6752MID

Encased dispensing kit for AdBlue®, composed of pneumatic 1:1 – piston pump, art.no. 1045, with wetted parts in stainless steel and plastic, air separator kit, patented, **approved according to OIML R117-1**, art.no. 1150, pump pulsation damper, pressure regulator and air filter with moisture separator, art.no. 7180, 3 m – EPDM delivery hose  $\varnothing$  1/2" and electronic oval gears flow meter for AdBlue®, with control gun and rigid outlet  $\varnothing$  16 mm, **approved for fiscal transactions according to MID MI-005, Directive 2014/32/EU**.



Art. no.	Compressed air supply	Max outlet pressure	Max. delivery	Weight	Dimensions (LxWxH) (mm)
<b>6752MID</b>	2-4 bar	4 bar	10 l/min	12 kg	400x370x250



The preset pressure and delivery values are self-limiting in order to fully comply with the requirements of the type approval.

## Art.no. 6730MID

Encased dispensing kit for AdBlue®, composed of 230 VAC – 250 W selfpriming electric gear pump, art.no. 6132, with pump body in stainless steel and gears in KEVLAR®, air separator kit, patented, **approved according to OIML R117-1**, art.no. 1152, pump pulsation damper, pressure switch, 3 m – EPDM delivery hose  $\varnothing$  1/2", EPDM - suction hose  $\varnothing$  1/2" with special adapter for connection to the bottom valve of the tank and electronic oval gears flow meter for AdBlue®, **approved for fiscal transactions according to MID MI-005, Directive 2014/32/EU**.

## Art.no. 6731MID

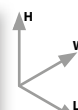
Same kit as art.no. 6730MID, but with 12 VDC – selfpriming, electric pump, art.no. 1052, and air separator kit, patented, **approved according to OIML R117-1**, art.no. 1151.

On demand:

- dispensing kits art.nos. 6730MID and 6731MID can also be supplied with a suction hose and SEC/CDS - suction coupling instead of suction hose  $\varnothing$  1/2" with special adapter for connection to the bottom valve of the tank;
- thermal printer (art. no. 8854), required for printing a ticket of each individual dispense.



Art. no.	Voltage	Current drain	Power	Outlet pressure	Max. delivery	Weight	Dimensions (LxWxH) (mm)
<b>6730MID</b>	230 VAC - 50 Hz	5.3 A	550 W	4 bar	10 l/min	13 kg	400x370x250
<b>6731MID</b>	12 VDC	6 A				10 kg	



The preset pressure and delivery values are self-limiting in order to fully comply with the requirements of the type approval.

## MIDBlue P Unit

Art.no. **6754MID**

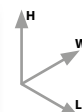


Pneumatic dispenser unit for AdBlue®, composed of pneumatic 1:1 – piston pump, art.no. 1045, with wetted parts in stainless steel and plastic, air separator kit, patented, **approved according to OIML R117-1**, art.no. 1150, pump pulsation damper, pressure regulator and air filter with moisture separator, art.no. 7180, automatic rewind, spring-driven hose reel, with 8 m – EPDM delivery hose  $\varnothing$  1/2" and electronic oval gears flow meter for AdBlue® with control gun and rigid outlet  $\varnothing$  16 mm, **approved for fiscal transactions according to MID MI-005, Directive 2014/32/EU.**

The dispenser unit includes also keys for the main switch to prevent non-authorized dispenses.



Art. no.	Compressed air supply	Max outlet pressure	Max. delivery	Weight	Dimensions (LxWxH) (mm)
<b>6754MID</b>	2-4 bar	4 bar	10 l/min	36 kg	500x390x1410



The preset pressure and delivery values are self-limiting in order to fully comply with the requirements of the type approval.

## MIDBlue E Unit

Art.no. **6733MID**



Electric dispenser unit for AdBlue®, composed of 230VAC – 550W selfpriming electric gear pump, art.no. 6132, with pump body in stainless steel and gears in KEVLAR®, air separator kit, patented, **approved according to OIML R117-1**, art.no. 1152, pump pulsation damper, pressure switch, automatic rewind, spring-driven hose reel, with 8 m – EPDM delivery hose  $\varnothing$  1/2", automatic shut-off dispensing nozzle and electronic oval gears flow meter **approved for fiscal transactions according to MID MI-005, Directive 2014/32/EU.**

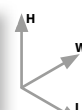
The dispenser unit includes also keys for the main switch to prevent non-authorized dispenses.

On demand:

- thermal printer (art. no. 8854), required for printing a ticket of each individual dispense.



Art. no.	Voltage	Current drain	Power	Outlet pressure	Max. delivery	Weight	Dimensions (LxWxH) (mm)
<b>6733MID</b>	230 VAC - 50 Hz	5.3 A	550 W	4 bar	10 l/min	38 kg	500x390x1410



The preset pressure and delivery values are self-limiting in order to fully comply with the requirements of the type approval.



## Speedy Blue MID

Mobile dispensing kit for AdBlue®, composed of 12 VDC – selfpriming, electric pump in stainless steel, art.no. 1052, air separator kit, patented, **approved according to OIML R117-1** in stainless steel, art.no. 1151, pump pulsation damper, pressure switch, EPDM - connecting hose  $\varnothing$  1/2" for connection pump – suction tube, plastic suction tube with non-return foot valve and bung adapter for fixation on drum, electronic oval gears flow meter for AdBlue®, **approved for fiscal transactions according to MID MI-005, directive 2014/32/EU**, art.no. 2739, thermal printer for printing a ticket of each individual dispense, 2 m – EPDM delivery hose  $\varnothing$  1/2" and automatic shut-off dispensing nozzle for AdBlue®, art.no. 6729.

The unit is completely autonomous thanks to an included 12 VDC high performance battery.



High-precision, electronic oval gears flow meter approved for fiscal transactions according to **MID MI-005, Directive 2014/32 / EU**.

Displays all the data of each single dispense (quantity, date/time, progressive number) and records up to 2000 data, which are easily accessible in case of subsequent checks.



System key switch to prevent unauthorized dispenses.

Emergency button.

Battery charge indicator.

Thermal printer, performs the printing of individual reports of all the data at the end of each dispense.

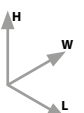
Conformity assessment Art. 17 module **B+D**



Type Approval **MID 156\_B\_1 - rev. 0**

Art. no.	Suitable for drums of	Max. delivery	Max outlet pressure	Voltage	Current drain	Weight	Dimensions (LxWxH) (mm)
<b>6786MID</b>	200 l	10 l/min	4 bar	12 VDC	36 A	96 kg	650 x 900 x 1150
<b>6787MID</b>	60 l					90 kg	450 x 720 x 1050

The preset pressure and delivery values are self-limiting in order to fully comply with the requirements of the type approval.







Art.no. **9090X + 289810**  
 Art.no. **9091X + 289815**  
 Art.no. **9092X + 289820**  
 Art.no. **9093X + 289825**  
 Art.no. **9095X + 289910**  
 Art.no. **9096X + 289915**

Automatic rewind, spring-driven hose reel, in painted steel, with wetted parts (swivel joint and internal fluid shaft) in stainless steel AISI 304, with EPDM – delivery hose and connections in stainless steel.

Optional accessories:

- hydraulic spring brake device for the controlled and safe rewinding of hoses. Please add suffix **"/HB"** to the individual hose reel article number! See also information at the bottom of this page!
- Art. no. 9767B – art.no. 9768B - Swivel bracket

On demand the swivel joint and the internal shaft are also available in stainless steel AISI 316.



Art.no. **9767B**  
 Art.no. **9768B**



Art.no. **9590 + 289810**  
 Art.no. **9591 + 289815**  
 Art.no. **9592 + 289820**  
 Art.no. **9593 + 289825**  
 Art.no. **9595 + 289910**  
 Art.no. **9596 + 289915**

Automatic rewind, spring-driven hose reel, in stainless steel AISI 304, with wetted parts (swivel joint and internal fluid shaft) in stainless steel AISI 304, with EPDM – delivery hose and connections in stainless steel.

Optional accessories:

- hydraulic spring brake device for the controlled and safe rewinding of hoses. Please add suffix **"/HB"** to the individual hose reel article number! See also information at the bottom of this page!
- Art. no. 9760 – art.no. 9765 - Swivel bracket .

On demand the swivel joint and the internal shaft are also available in stainless steel AISI 316.



Art.no. **9760**  
 Art.no. **9765**



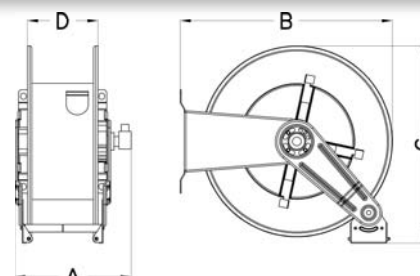
Art. no.	Max working pressure	Connection threads IN - OUT	Diameter hose	Length hose	Spool width (D)	Suitable pivoting wall bracket	Weight	Dimensions (A-B-C) (mm)
<b>9090X + 289810</b>	20 bar	1/2" BSP (M) – 1/2" BSP (F)	1/2"	10 m	120 mm	9767B	15 kg	240x560x450
<b>9091X + 289815</b>				15 m			16 kg	
<b>9092X + 289820</b>				20 m	150 mm	9768B	21 kg	270x560x450
<b>9093X + 289825</b>				25 m	200 mm		26 kg	305x560x450
<b>9095X + 289910</b>		3/4" BSP (M) – 3/4" BSP (F)	3/4"	10 m	150 mm		17 kg	270x500x490
<b>9096X + 289915</b>				15 m	200 mm		31 kg	305x490x490
<b>9590 + 289810</b>		1/2" BSP (M) – 1/2" BSP (F)	1/2"	10 m	120 mm	9760	15 kg	240x560x450
<b>9591 + 289815</b>				15 m			16 kg	
<b>9592 + 289820</b>				20 m	150 mm	9765	21 kg	270x560x450
<b>9593 + 289825</b>				25 m	200 mm		26 kg	305x560x450
<b>9595 + 289910</b>		3/4" BSP (M) – 3/4" BSP (F)	3/4"	10 m	150 mm		24 kg	270x500x490
<b>9596 + 289915</b>				15 m	200 mm		31 kg	305x490x490

## OPTIONAL

### /HB Hydraulic spring brake kit

Safety device for the controlled rewind of hoses, installable on all spring-driven hose reel models, eliminating the dangers caused by an uncontrolled rewind or a sudden release of the hose when unwinded during its use.

**PATENT nr. 0001426967**



Pneumatic pumps, standard series, with cylinder in stainless steel AISI 304 and EPDM gaskets for the supply of fluids with particular chemical characteristics. It is recommended to check the compatibility of the fluid with the materials of the wetted pump components before use.



Art.no **1045**



Art.no **1071**



Art.no **1072**



Art.no **1049**



Art.no **1050**

Art. no.	<b>1045</b>	<b>1049</b>	<b>1071</b>	<b>1072</b>	<b>1050</b>
Compressed air supply	Compressed air Min 2 Max 8 bar				
Compression ratio	1:1	3:1	1:1	1:1	3:1
Outlet pressure	8 bar	24 bar	8 bar	8 bar	24 bar
Delivery	35 l/min	15 l/min	35 l/min	35 l/min	15 l/min
Connection compressed air	1/4" BSP (F)				
Connection lubricant outlet	3/4" BSP (F)	1/2" BSP (M)	3/4" BSP (F)	3/4" BSP (F)	1/2" BSP (M)
Max air consumption with 8 bar pressure	210 l/min				
Length suction tube	260 mm	260 mm	1000 mm / 1300 mm	1000 mm	1000 mm
Gaskets	EPDM				
Weight	5 Kg	4 Kg	5.2 Kg	7 Kg	4.2 Kg

Heavy duty pneumatic pumps, particularly designed for the supply of fluids under demanding conditions and where a high delivery is required. With cylinder in stainless steel AISI 304 and PTFE gaskets, suitable for the supply of fluids with particular chemical characteristics. It is recommended to check the compatibility of the fluid with the materials of the wetted pump components before use.

Flanged version



Art.no 1079

Flanged version



Art.no 1081  
Art.no 1082  
Art.no 1083

Divorced version



Art.no 1085

Stainless Steel

Art. no.	1079	1081	1082	1083	1085
Compressed air supply	Compressed air Min 1 Max 8 bar				
Compression ratio	4:1	8:1	12:1	16:1	8:1
Outlet pressure	32 bar	64 bar	96 bar	128 bar	64 bar
Delivery	35 l/min	30 l/min	27 l/min	15 l/min	30 l/min
Connection compressed air	3/8" BSP (F)	1/2" BSP (F)			
Connection lubricant outlet	3/4" BSP (F)				
Max air consumption with 8 bar pressure	280 l/min	2050 l/min	1920 l/min	1800 l/min	2050 l/min
Length suction tube	260 mm	355 mm			655 mm
Diameter pneumatic piston	80 mm	100 mm	125 mm	160 mm	100 mm
Gaskets	PTFE				
Weight	12 kg	15 kg	16 kg	19 kg	16 kg



Art.no 2214/55

Wall bracket in galvanized steel, suitable for the installation of heavy duty pneumatic pumps.



Art.no **2203**

Wall bracket in galvanized steel, suitable for the installation of pneumatic pumps art. nos. 1045 and 1049.

Dimensions: 170 x 140 x 235 mm.

Distances between fixation holes: 140 x 200 mm.



Art.no **1104**

Suction tube in stainless steel,  $\varnothing$  40 mm, length 950 mm, connection 1" BSP (M), with foot valve. Suitable for the use in combination with wall-mounted pneumatic stainless steel pumps, standard series, with 208 l - drums.

Art.no **1104/07**

Suction tube in stainless steel,  $\varnothing$  40 mm, length 650 mm, connection 1" BSP (M), with foot valve. Suitable for the use in combination with wall-mounted pneumatic stainless steel pumps, standard series, with 60 l - drums.

Art.no **1104/12**

Suction tube in stainless steel,  $\varnothing$  40 mm, length 1200 mm, connection 1" BSP (M), with foot valve. Suitable for the use in combination with wall-mounted pneumatic stainless steel pumps, standard series, with tanks.

Art.no **1104/15**

Suction tube in stainless steel,  $\varnothing$  40 mm, length 1500 mm, connection 1" BSP (M), with foot valve. Suitable for the use in combination with wall-mounted pneumatic stainless steel pumps, standard series, with tanks.

Art.no **1106**

Suction tube in plastic material,  $\varnothing$  28 mm, supplied in two parts with length 650 mm and 950 mm, connection 1" BSP (M), with foot valve. Suitable for the use in combination with wall-mounted pneumatic stainless steel pumps, standard series, with drums or tanks.



Low pressure hoses in synthetic rubber, GPH type, with double female stainless steel connections (swivel nuts), suitable for the use with AdBlue®/DEF/AUS32, water (at low pressure and high temperature), chemical fluids, acids, glycol, compressed air (at low pressure).

Internal structure in conductive black rubber, coating in black rubber, highly resistant to abrasion, heat, ozone and atmospheric influences. Reinforcement with highly resistant synthetic cord. In accordance with norm BS 2050:1978 (= Specification for electric resistance of conducting and antistatic products made from flexible polymeric material).

Art. no.	Nominal diameter	Internal diameter	External diameter	Working pressure	Burst pressure	Min bending radius	Working temperature	Weight
<b>2898XX</b>	1/2"	13 mm	21 mm	20 bar	60 bar	100 mm	-40/+120°C	0.26 kg/m
<b>2899XX</b>	3/4"	19 mm	30 mm	20 bar	60 bar	112 mm	-40/+120°C	0.57 kg/m

**XX** stands for the required hose length in meters (f. ex. 2898**15** = 15 m)



Art.no **1107** Art.no **1109** Art.no **1110**

Art.no **1107** Inlet swivel, in stainless steel AISI 304, connection threads 1/2" BSP (M).

Art.no **1108** Non-return valve in stainless steel AISI 304, suitable for in-line installations, connection threads 1/2" BSP (F).

Art.no **1109** Inlet swivel, in stainless steel AISI 304, connection threads 3/4" BSP (M) - 1/2" BSP (M).

Art.no **1110** Inlet swivel, in stainless steel AISI 304, connection threads 3/4" BSP (M) - hose tail  $\varnothing$  20 mm.

Art.no **1111** Hose tail in stainless steel AISI 316,  $\varnothing$  20 mm, connection thread 3/4" BSP (M).

Art.no **1112** Hose tail in stainless steel AISI 316,  $\varnothing$  20 mm, connection thread 1/2" BSP (M).



Art.no **1111** Art.no **1112** Art.no **1113** Art.no **1114**

Art.no **1113** Quick coupling in stainless steel AISI 316, connection thread 1/2" BSP (F).

Art.no **1114** Quick coupling in stainless steel AISI 316, connection thread 1/2" BSP (M).



Manual pumps with suction tube in stainless steel AISI 304, suitable for the transfer of fluids with particular chemical characteristics. It is recommended to check the compatibility of the fluid with the materials of the wetted pump components before use.

Art.no **5480 RINOX 80**

Lever action, single acting drum pump in stainless steel, delivery 8 l/min, with curved rigid outlet, bung adapter for the fixation on drum and gaskets in Viton®.

Art.no **5495 RINOX 95**

Lever action, single acting drum pump in stainless steel, delivery 8 l/min, with curved rigid outlet, bung adapter for the fixation on drum and gaskets in PTFE.

Art.no **5496**

Lever action, single acting drum pump in stainless steel, art. no. 5495, delivery 8 l/min, with 4 m – delivery hose and rigid outlet in stainless steel, bung adapter for the fixation on drum and gaskets in PTFE.

Art. no.	Delivery/min	Delivery/stroke	Length suction tube	Weight	Dimensions (LxWxH) (mm)
<b>5480</b>	8 l/min	0.13 l	1000 mm	2 Kg	410x80x1350
<b>5495</b>					
<b>5496</b>					



Art.no **5494**

Lever action PTFE pump, suitable for the use in drums, with telescopic suction tube (adjustable from 330 mm – 970 mm length), rigid dispensing outlet and bung adapter for fixation on drum or tank.

Suitable for the use with chemical products, detergent, alkali and weak acid, detergents, soaps, windscreen-washers.

Art. no.	Delivery	Delivery/stroke	Connection thread bung adapter	Weight
<b>5494</b>	12 l/min	0.5 l	2"	1.6 kg

new

Stainless Steel

Art.no **5416**



Lift action pump for chemicals, body and suction tube in white nylon, gaskets in PTFE, piston in stainless steel, suction tube length 1000 mm for the use in 60 l – or 208 l – drums, including bung adapter 2" BSP and rigid outlet spout. Suitable for the use with various chemicals, solvents, detergents, antifreeze, water-based fluids, windshield washer fluid and other.

Art.no **5417**

Siphon pump, in polypropylene, gaskets in Viton®, with two-parts suction tube, length 1000 mm for the use in 60 l – or 208 l – drums, including bung adapter 2" BSP and 1 m - plastic flexible outlet hose. Suitable for the use with various chemicals, solvents, detergents, antifreeze, water-based fluids, windshield washer fluid and other.

Art. no.	<b>5416</b>	<b>5417</b>
Delivery/stroke	0.20 l	
Connection fluid outlet	3/4" BSP (M)	Hose tail ø 20 mm
Length suction tube	1000 mm	
Dimensions (LxWxH) (mm)	100x90x850	
Suitable for drums of	60/208 l	
Weight	1.2 kg	



Art.no **5416**

Art.no **5417**

Electric and pneumatic selfpriming pumps, with pump body in stainless steel and PTFE – or Viton® gaskets, for the supply of fluids with particular chemical characteristics. It is recommended to check the compatibility of the fluid with the materials of the wetted pump components before use.

Art.no **1058**

Pneumatic, selfpriming rotary gear pump for the transfer of various fluids. Pump body in stainless steel AISI 304, gears in bronze (on demand also in nylon 12 – glass fiber), gaskets in Viton® and pump shaft in stainless steel. Ideal for spraying applications or for keeping a circulation of a fluid in a closed circuit, f. ex. in parts washers.



Art. no.	Compressed air supply	Air consumption	Outlet pressure	Delivery	Connection threads	Weight	Dimensions (LxWxH) (mm)
<b>1058</b>	4 bar	200 l/min	4 bar	10.5 l/min	3/8" BSP (F)	1.5 Kg	165x160x80



Art.no **1052**

Art.no **1053**

Art.no **1054**

Art.no **1055**

Art.no **1056**

Electric gear pump, selfpriming, 12 VDC, 24 VDC or 230 VAC, particularly suitable for the use of chemical fluids or in applications where the use of wetted parts in stainless steel is required. Resistant to most acid and alkaline solutions. Suitable also for the transfer of battery acid. Includes an in-line filter. Body and shaft in stainless steel AISI 316, gears in PTFE, gaskets in elastomeric fluorine.



Art. no.	Voltage	Current drain	Outlet pressure	Delivery	Connection threads	Weight	Dimensions (LxWxH) (mm)
<b>1052</b>	12 VDC	5 A	1.5 bar	14 l/min	3/8" BSP (F)	1.5 kg	165x160x80
<b>1053</b>			4 bar	12 l/min		1.9 kg	192x170x103
<b>1054</b>	24 VDC	3 A	1.5 bar	14 l/min		1.5 kg	165x160x80
<b>1055</b>			4 bar	12 l/min		1.9 kg	192x170x103
<b>1056</b>	230 VAC	0.8 A	6 bar	10 l/min		7.5 kg	279x166x192



Art.no **1064**

Art.no **1065**

Art.no **1066**

Pneumatic double diaphragm pump.

Pump body and seats in stainless steel AISI 316, diaphragms in Hytrel® + PTFE.

Selfpriming up to 5 m suction lift, working also unlimitedly in dry running condition.

The pump is constructed in accordance with directive ATEX.



 EX II 3/3 GD C IIB T 135°C

Art. no.	Max flow rate	Max. suction lift	Compressed air supply	Connections compressed air inlet	Connections fluid inlet - outlet	Consumption compressed air	Weight	Dimensions (LxWxH) (mm)
<b>1064</b>	55 l/min	6 m	2-7 bar	1/4" BSP (F)	1/2" BSP (F)	200 l/min	5 Kg	238x156x250
<b>1065</b>	120 l/min			3/8" BSP (F)	3/4" BSP (F)	250 l/min	6 Kg	258x178x280
<b>1066</b>	170 l/min			1/2" BSP (F)	1" BSP (F)	350 l/min	20 Kg	360x220x370



Electric pumps for the supply of fluids with particular chemical characteristics. It is recommended to check the compatibility of the fluid with the materials of the wetted pump components before use.

Art.no **6123**



Electric, selfpriming gear pump for the transfer of various fluids and chemical products; guarantees a constant flow and a low noise level.

Pump body and gears in IXEF.

Protection category IP 55.

Includes ON/OFF – switch and 1.5 m – cable with plug.

Art. no.	Voltage	Current drain	Rpm	Power	Outlet pressure	Delivery	Connection threads	Weight	Dimensions (LxWxH) (mm)
<b>6123</b>	230 VAC 50 Hz	5.3	1360	250 W	2 bar	25 l/min	1/2" BSP (M)	7 kg	240x290x180



Art.no **6132**



Electric, selfpriming gear pump for the transfer of various fluids and chemical products; guarantees a constant flow and a low noise level.

Pump body in stainless steel AISI 304, gears in Kevlar®.

Protection category IP 55.

Includes ON/OFF – switch and 1.5 m – cable with plug and a bypass valve preset on 5 bar pressure.

Art. no.	Voltage	Current drain	Rpm	Power	Outlet pressure	Delivery	Connection threads	Weight	Dimensions (LxWxH) (mm)
<b>6132</b>	230 VAC 50 Hz	5.3	2650	370 W	4 bar	11 l/min	3/8" BSP (F)	7.5 Kg	150x300x190



Art.no **6446**



Electric, centrifugal pump for the transfer of clean water.

Pump body and rotor in stainless steel AISI 304.

Art. no.	Voltage	Current drain	Power	Outlet pressure	Delivery	Connection threads	Weight	Dimensions (LxWxH) (mm)
<b>6446</b>	230 VAC 50 Hz	5 A	750 W	4 bar	160 l/min	1 1/4" BSP (F)	11 kg	296x206x186



Pneumatic drum pumps for the transfer of chemical products. These pumps are equipped with an impeller which is situated at the upper end of the suction tube and is directly connected to the motor. It can be used for fluids compatible with the pump component materials up to a viscosity of 600 cps.

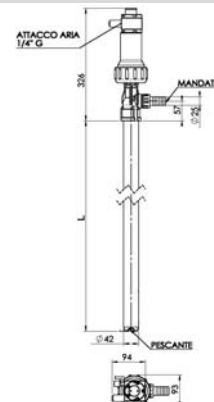
The pumps allow a flow regulation and may be used only with the suction tube immersed in a fluid and installed in vertical position. Available also with a 1200 mm – suction tube for the use with 1.000 l – IBC – tanks.



new

Body and suction tube in polypropylene, shaft in stainless steel AISI 316, gaskets in Viton®.

Impeller in ECTFE, suction tube connection in polypropylene.



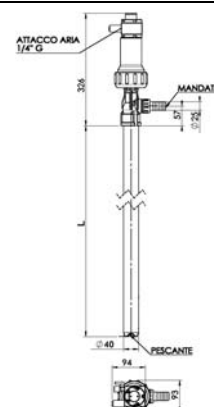
Art.no.	Delivery	Outlet connection	Operating temperature range	Length suction tube (L)	Diameter suction tube	Weight
<b>1090</b>	70 l/min	Hose tail ø 25 mm	+3° / +65° C	900 mm	42 mm	2.5 kg
<b>1090/120</b>				1200 mm		2.8 kg



new

Body and suction tube in PVDF, shaft in HASTELLOY, gaskets in Viton®.

Impeller in ECTFE, suction tube connection in ECTFE.



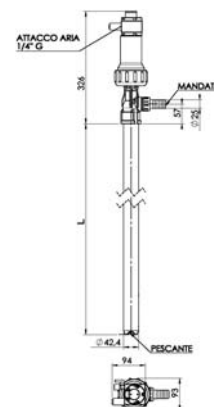
Art.no.	Delivery	Outlet connection	Operating temperature range	Length suction tube (L)	Diameter suction tube	Weight
<b>1091</b>	70 l/min	Hose tail ø 25 mm	+3° / +95° C	900 mm	40 mm	2.7 kg
<b>1091/120</b>				1200 mm		3.0 kg



new

Body and suction tube in stainless steel AISI 316, shaft in stainless steel AISI 316, gaskets in Viton®.

Impeller in ECTFE, suction tube connection in ECTFE.



Art.no.	Delivery	Outlet connection	Operating temperature range	Length suction tube (L)	Diameter suction tube	Weight
<b>1092</b>	70 l/min	Hose tail ø 25 mm	+3° / +95° C	900 mm	42.4 mm	5.4 kg
<b>1092/120</b>				1200 mm		6.4 kg



Electric drum pumps for the transfer of chemical products. These pumps are equipped with an impeller which is situated at the upper end of the suction tube and is directly connected to the motor. It can be used for fluids compatible with the pump component materials up to a viscosity of 900 cps.

The pumps are equipped with a safety switch to prevent an inadvertent activation after a power breakdown.

The pump may be used only with the suction tube immersed in a fluid and installed in vertical position.

Available also with a 1200 m – suction tube for the use with 1.000 l – IBC – tanks.

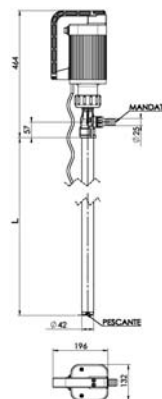


new

Body and suction tube in polypropylene, shaft in stainless steel AISI 316, gaskets in Viton®.

Impeller in ECTFE, suction tube connection in polypropylene.

Cable supplied without plug.



Art.no.	Power	Voltage	Delivery	Outlet connection	Operating temperature range	Length suction tube (L)	Diameter suction tube	Weight
<b>1095</b>	800 W	230 VAC	90 l/min	Hose tail ø 25 mm	+3° / +65° C	900 mm	42 mm	5.2 kg
<b>1095/120</b>						1200 mm		5.5 kg

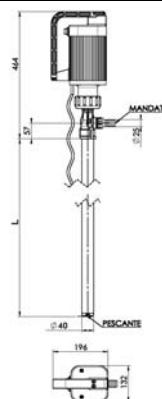


new

Body and suction tube in PVDF, shaft in HASTELLOY, gaskets in Viton®.

Impeller in ECTFE, suction tube connection in ECTFE.

Cable supplied without plug.



Art.no.	Power	Voltage	Delivery	Outlet connection	Operating temperature range	Length suction tube (L)	Diameter suction tube	Weight
<b>1096</b>	800 W	230 VAC	90 l/min	PTG 25 mm	+3° / +95° C	900 mm	40 mm	5.4 kg
<b>1096/120</b>						1200 mm		5.7 kg

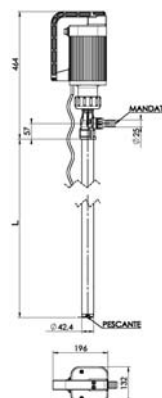


new

Body and suction tube in stainless steel AISI 316, shaft in stainless steel AISI 316, gaskets in Viton®.

Impeller in ECTFE, suction tube connection in ECTFE.

Cable supplied without plug.



Art.no.	Power	Voltage	Delivery	Outlet connection	Operating temperature range	Length suction tube (L)	Diameter suction tube	Weight
<b>1097</b>	800 W	230 VAC	90 l/min	PTG 25 mm	+3° / +95° C	900 mm	42.4 mm	8.1 kg
<b>1097/120</b>						1200 mm		9.1 kg

Stainless Steel

Sprayers with container in painted steel for the spraying of detergents and low viscosity lubricating oils. The units can be used autonomously after a pressurization of the container with compressed air at 3 – 7 bar pressure. The delivery depends on the used nozzle. All units are equipped with a security valve calibrated at max. 7 bar. It is recommended to pressurize the container again when 4/5 of the total capacity have been dispensed.



Art.no. **3316**

Portable pressure sprayer in painted steel, with container of 16 l capacity, equipped with level gauge, antislash funnel, 7.5 m – spiral hose, spray gun and lance with nozzle.



Art. no.	Max inlet pressure	Capacity container	Connection threads	Weight	Dimensions (LxWxH) (mm)
<b>3316</b>	7 bar	16 l	1/4" BSP (M)	8.5 Kg	400x310x700



Art.no. **3325**

Mobile pressure sprayer in painted steel, with container of 24 l capacity and two wheels, equipped with level gauge, antislash funnel, 7.5 m – spiral hose, spray gun and lance with nozzle.



Art. no.	Max inlet pressure	Capacity container	Connection threads	Weight	Dimensions (LxWxH) (mm)
<b>3325</b>	7 bar	24 l	1/4" BSP (M)	11 Kg	370x340x820



Art.no. **3350**

Mobile pressure sprayer in painted steel, with container of 40 l capacity and two wheels, equipped with level gauge, antislash funnel, 7.5 m – spiral hose, spray gun and lance with nozzle.



Art. no.	Max inlet pressure	Capacity container	Connection threads	Weight	Dimensions (LxWxH) (mm)
<b>3350</b>	5 bar	40 l	1/4" BSP (M)	15 Kg	400x430x1020



Sprayers with container in stainless steel for the spraying of detergents. The units can be used autonomously after a pressurization of the container with compressed air at 3 – 7 bar pressure. The delivery depends on the used nozzle. All units are equipped with a security valve calibrated at max. 7 bar. It is recommended to pressurize the container again when 4/5 of the total capacity have been dispensed.



Art.no. **3318**

Portable pressure sprayer in stainless steel **AISI 304**, with container of 16 l capacity, equipped with level gauge, antislash funnel, 7.5 m – spiral hose, spray gun and lance with nozzle.

Art.no. **3318/316**

Portable pressure sprayer in stainless steel **AISI 316**, with container of 16 l capacity, equipped with level gauge, antislash funnel, 7.5 m – spiral hose, spray gun and lance with nozzle.

Art. no.	Max inlet pressure	Capacity container	Connection threads	Weight	Dimensions (LxWxH) (mm)
<b>3318</b>	7 bar	16 l	1/4" BSP (M)	11 Kg	370x340x820
<b>3318/316</b>					



Art.no. **3324**

Mobile pressure sprayer in stainless steel **AISI 304**, with container of 24 l capacity and two wheels, equipped with level gauge, antislash funnel, 7.5 m – spiral hose, spray gun and lance with nozzle.

Art.no. **3324/316**

Mobile pressure sprayer in stainless steel **AISI 316**, with container of 24 l capacity and two wheels, equipped with level gauge, antislash funnel, 7.5 m – spiral hose, spray gun and lance with nozzle.

Art. no.	Max inlet pressure	Capacity container	Connection threads	Weight	Dimensions (LxWxH) (mm)
<b>3324</b>	7 bar	24 l	1/4" BSP (M)	11 Kg	370x340x820
<b>3324/316</b>					



Art.no. **3340**

Mobile pressure sprayer in stainless steel **AISI 304**, with container of 40 l capacity and two wheels, equipped with level gauge, antislash funnel, 7.5 m – spiral hose, spray gun and lance with nozzle.

Art.no. **3340/316**

Mobile pressure sprayer in stainless steel **AISI 316**, with container of 40 l capacity and two wheels, equipped with level gauge, antislash funnel, 7.5 m – spiral hose, spray gun and lance with nozzle.

Art. no.	Max inlet pressure	Capacity container	Connection threads	Weight	Dimensions (LxWxH) (mm)
<b>3340</b>	5 bar	40 l	1/4" BSP (M)	15 Kg	400x430x1020
<b>3340/316</b>					



Art.no. **3323**

Portable pressure sprayer and foamer in stainless steel AISI 304, with container of 24 l capacity, equipped with level gauge, antispash funnel, 5 m – polyurethane hose, diameter 8 x 12 mm, spray gun and lance with nozzle.



Art. no.	Max inlet pressure	Capacity container	Connection threads	Weight	Dimensions (LxWxH) (mm)
<b>3323</b>	7 bar	24 l	1/4" BSP (M)	11 Kg	400x310x700



Art.no. **3345**

Portable pressure sprayer and foamer in stainless steel AISI 304, with container of 40 l capacity, equipped with level gauge, antispash funnel, 5 m – polyurethane hose, diameter 8 x 12 mm, spray gun and lance with nozzle.

On demand also available in stainless steel AISI 316.



Art. no.	Max inlet pressure	Capacity container	Connection threads	Weight	Dimensions (LxWxH) (mm)
<b>3345</b>	5 bar	40 l	1/4" BSP (M)	16 Kg	400x430x1020



Art.no. **3352**

Mobile pressure sprayer in stainless steel AISI 304, with container of 24 l capacity and two wheels, equipped with level gauge, 7.5 m – spiral hose, spray gun, lance with nozzle and with detachable wide cover that enables the user to check and to clean easily the internal surface of the container.



Art.no. **3354**

Same as art. no. 3352, but with 40 l – container.



Art. no.	Max inlet pressure	Capacity container	Connection threads	Weight	Dimensions (LxWxH) (mm)
<b>3352</b>	7 bar	24 l	1/4" BSP (M)	12 kg	450x450x900
<b>3354</b>	5 bar	40 l		16 kg	450x450x1050





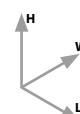


Art.no. **3320**

Mobile pressure sprayer, composed of two wheels trolley with transportation base for plastic cans, pneumatic 1:1 – stainless steel piston pump, suction hose, 10 m – polyurethane hose, diameter 8 x 12 mm, rack for hose storage during transportation, spray gun and lance with nozzle.



Art. no.	Compressed - air supply	Compression ratio	Outlet pressure	Connection threads	Weight	Dimensions (LxWxH) (mm)
<b>3320</b>	2 - 8 bar	1:1	2 - 8 bar	1/4" BSP (M)	19 kg	430x440x900



Art.no. **3385**

## FOAMER SPRAYER HYDRA

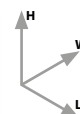
Foamer and sprayer unit HYDRA, wall-mounting version, designed for the mixture of water with detergents and for the generation of foam at low pressure.

These systems are an alternative to the classical pressure sprayers and offer the following advantages:

- Suction of the detergent directly from the can with the pure fluid guarantees a high autonomy in work;
- The included switchboard allows an accurate adjustment of the mixing proportion between detergent and water.

The unit is composed of a pneumatic 3:1 – stainless steel piston pump, spraying gun, spray lance with nozzle, 10 m – polyurethane hose, diameter 8 x 12 mm, with connections in stainless steel, cabinet in stainless steel AISI 304 and wall-mounting bracket.

Art. no.	Compressed - air supply	Outlet pressure	Weight	Dimensions (LxWxH) (mm)
<b>3385</b>	2-5 bar	6-15 bar	19.5 Kg	400x160x600

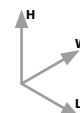


Art.no. **3335**

Portable pressure sprayer, with 230 VAC - electric pump in stainless steel including adjustable pressure switch, suction hose including non-return valve for the direct suction from the plastic can with the fluid and 5 m – spiral hose, spray gun and lance with nozzle. The sprayer guarantees a high operational autonomy.

Optionally it is also possible to combine this pressure sprayer with a hose reel of series EASY ROLLER (art.no. 9400+3615 or also 9401+36620) in order to extend the spraying area up to a distance of 20 m.

Art. no.	Voltage	Outlet pressure	Weight	Dimensions (LxWxH) (mm)
<b>3335</b>	230 VAC – 50 Hz	4-6 bar	12 Kg	300x170x500



Art.no. **3326**  
Art.no. **3326M**  
Art.no. **3326L**

Spray gun with lance, suitable for the use with pressure sprayers, with tube in stainless steel and plastic, fan-shaped nozzle.

Art.no. **3329**

Spray gun with twin lance, suitable for the dispensing of two different fluids, with tube and internal components in stainless steel, plastic, fan-shaped nozzle and cone in stainless steel.

Art. no.	Max working pressure	Max flow	Max working temperature	Connection threads	Lance length	Weight
<b>3326</b>	15 bar	30 l/min	50°C	1/2" BSP (F)	600 mm	0.31 kg
<b>3326M</b>					750 mm	0.35 kg
<b>3326L</b>					900 mm	0.39 kg
<b>3329</b>	10 bar			1/8" BSP (F)	630 mm	0.35 kg

Art.no. **7550**

Rilsan® spiral hose, diameter 8 x 6 mm, length 7.5 m, connection threads 1/4" BSP (MM).

Art.no. **7553**

Rilsan® twin spiral hose, diameter 8 x 5 mm, length 10 m, connection threads 1/8" BSP (MM).

Suitable for the connection to spray gun with twin lance (art. no. 3329).

Art.no. **6871**

Plastic fan-shaped nozzle, suitable for the use with pressure sprayers, ø 1.1 mm, with 110° flat-fan pattern, including strainer in stainless steel and plastic impact protection.

Art.no. **6872**

Stainless steel foam nozzle, delivery 16 l/min, connection 1/2" BSP (M), max. pressure 25 bar.

Art.no. **6873**

Stainless steel foam nozzle, delivery 10 l/min, connection 1/2" BSP (M), max. pressure 25 bar.

Art.no. **6874**

Plastic (PPS and GF) foam nozzle, delivery 17 l/min (at 3 bar), with 55° flat-fan pattern.

Art.no. **6875**

Plastic fan-shaped nozzle, suitable for the use with pressure sprayers, ø 1.1 mm, with 110° flat-fan pattern, max. pressure 15 bar.

Art.no. **6876**

Stainless steel fan-shaped nozzle, suitable for the use with pressure sprayers, ø 1.1 mm, with 110° flat-fan pattern, max. pressure 25 bar.

Art.no. **6877**

Super foam head nozzle (PP and GF), with flat-fan pattern, max. pressure 15 bar, connection 1/2" BSP (M).

Art.no. **7705**

Detergent for parts cleaners, in 20 l – plastic can.

To be used undilutedly, for a cleaning by degreasing in an immersion bath, by sprinkling in the basin or by brushing with the fluid-permeable cleaning brush. Rinsing not required. The detergent has good degreasing properties, a medium evaporation rate, it does not damage the treated parts, it assures a drying without residues, has a low odor and irritation degree and a high flash point. Mineral greases, oils and protecting waxes are removed efficiently from painted surfaces, ferrous metals, aluminium and brass alloys, steel, glass, ceramics and plastic materials.

APPEARANCE AND COLOUR:	clear, colourless liquid;
PH – VALUE:	not applicable (organic solvent);
CONTENT OF PETROLS:	<0.1 % weight ppm;
SPECIFIC WEIGHT:	0.800 +/- 0.01 g/ml;
CARBON CONTENT:	not applicable;
SOLUBILITY IN WATER:	insoluble;
FLASH POINT:	>60°C;
BOILING POINT:	185°C / 240°C (distillation range).




Art.no. **7553**

Art.no. **7550**



Art.no. **6871**



Art.no. **6872**



Art.no. **6873**



Art.no. **6875**



Art.no. **6874**



Art.no. **6876**



Art.no. **6877**





Art.no. 6805



Art.no. 6802



Art.no. 6801

Art.no. 6801  
Art.no. 6802  
Art.no. 6805

Heavy duty water gun, suitable for the use with cold and hot water at low pressure, with trigger guard, and adjustable spraying nozzle. Body in brass and coating in blue rubber.

Art. no.	Max working pressure	Max flow	Max working temperature	Connection threads	Weight
6801	25 bar	60 l/min	90°C	1/2" BSP (F)	0.94 kg
6802	12 bar	50 l/min	80°C		0.44 kg
6805	25 bar	60 l/min	90°C		2.02 kg



Art.no. 7406



Art.no. 2166



Art.no. 6878



Art.no. 2109



Art.no. 2101

Art.no. 2101

Low pressure water gun handle, body in plastic (PP and GF), gaskets in Viton®, valve and spring in stainless steel AISI 316, connection threads 1/2" BSP (F).

Art.no. 2166

Dispensing gun for windshield washer fluid, body in plastic (PP and GF), gaskets in Viton®, valve and spring in stainless steel AISI 316, connection threads 1/2" BSP (F).

Art.no. 2109

Dispensing gun for water at low pressure (max 30 bar), body in brass with coating in oil-resistant rubber, connection threads 3/8" BSP (F).

Art.no. 6878

Water gun art. no. 2101, with rigid outlet and foaming nozzle in plastic (PP and GF), suitable for low pressure applications (3 – 6 bar), connection threads 1/2" BSP (F).

Art.no. 7406

Low pressure wash gun (max 20 bar), with regulating screw, body in nickel-plated aluminium, connection threads 1/2" BSP (F).

Art.no. 2183

Dispensing gun, body in anodized aluminium, impact resistant, with trigger guard, cartridge filter, Viton® gaskets, connections 1/2" BSP (F), with 1/2" BSP (M) inlet swivel in stainless steel and rigid plastic outlet, Ø 16 mm.



Art.no. 2183



Art.no. 6883



Art.no. 6882



Art.no. 6885



Art.no. 6884

Art.no. 6882  
Art.no. 6883  
Art.no. 6884  
Art.no. 6885

Valved quick couplings and quick connectors for the use with water at high pressure.

Art. no.	Max working pressure	Max flow	Max working temperature	Connection threads	Weight
6882	280 bar	30 l/min	90°C	3/8" BSP (M)	0.05 kg
6883				3/8" BSP (F)	0.11 kg
6884				1/2" BSP (M)	0.05 kg
6885				1/2" BSP (F)	0.11 kg



Art.no. **6812**

## Art.no. **6812**

Wash gun with lance for hot water high pressure cleaners, with extension and stainless steel nozzle.



Art.no. **6853**

Art.no. **6857**

Art.no. **6816**

## Art.no. **6853**

High pressure wash lance in stainless steel, with twin tube (without wash gun), suitable for use in combination with wash guns art.nos. 6816 and 6817.

## Art.no. **6857**

High pressure wash lance in stainless steel (without wash gun), suitable for use in combination with wash guns art.nos. 6816 and 6817.

## Art.no. **6816- 6817**

Wash gun for hot water high pressure cleaners (without lance), suitable for use in combination with wash lances art.nos. 6853 – 6857 – 6818 and 6819.

## Art.no. **6818**

High pressure wash lance in stainless steel (without wash gun), suitable for use in combination with wash guns art.nos. 6816 and 6817.

## Art.no. **6819**

High pressure wash lance in stainless steel, with twin tube (without wash gun), suitable for use in combination with wash guns art.nos. 6816 and 6817.



Art.no. **6818**

Art.no. **6819**

Art.no. **6817**

Art. no.	Max working pressure	Max flow	Max. working temperature	Nozzle	Connection threads	Length extension	Weight
<b>6812</b>	160 bar	30 l/min	100°C	Ø 0.45 – 25°	3/8" BSP (M)	700 mm	0.92 kg
<b>6853</b>	280 bar	40 l/min	160°C		1/4" BSP (M)	1050 mm	1.06 kg
<b>6857</b>						900 mm	0.60 kg
<b>6818</b>						700 mm	
<b>6819</b>	220 bar	30 l/min	-		1/4" BSP (M)	-	0.95 kg
<b>6817</b>							

## Kit **6820**

Foaming kit, composed of high pressure cleaner wash gun, high pressure wash lance with extension (art. no. 6822) and foam lance with 1 l - plastic container (art. no. 6823).

## Art.no. **6821**

Wash gun for hot water high pressure cleaners with quick coupling.

## Art.no. **6822**

High pressure wash lance in stainless steel with extension, length 700 mm, and stainless steel nozzle (0.45 – 25°).

## Art.no. **6823**

Foam lance with 1 l - plastic container for detergent and foam delivery regulating screw.



Art.no. **6822**

Art.no. **6821**

Art.no. **6823**

Art. no.	Max working pressure	Max flow	Max. working temperature	Connection threads	Weight
<b>6821</b>	310 bar	40 l/min	160°C	M 22 x 1.5	0.90 kg
<b>6822</b>	250 bar			Quick coupling	0.60 kg
<b>6823</b>	160 bar	20 l/min	60°C		0.57 kg

## Art.no. **6800**

Wash gun for high pressure cleaners, with nozzle for straight water jet.

## Art.no. **6830**

## Art.no. **6840**

Wash gun with lance for high pressure cleaners, water jet adjustable through knob, with brass nozzle.



Art.no. **6830**

Art.no. **6840**

Art.no. **6800**

Art. no.	Max working pressure	Max flow	Max. working temperature	Nozzle	Connection threads	Weight
<b>6830</b>	250 bar - 3625 psi	30 l/min	100°C	Ø 1.5 – 25°	1/2" BSP (M)	1.60 kg
<b>6800</b>	60 bar - 850 psi		60°C			1.50 kg
<b>6840</b>	50 bar - 700 psi					

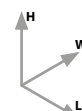


Art.no. **7740**

Wall-mounted chamois leather wringer, with wall bracket.



Art. no.	Diameter roller	Weight	Dimensions (LxWxH) (mm)
<b>7740</b>	40 mm	4.5 Kg	300x420x160

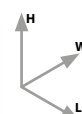


Art.no. **7741**

Wall-mounted chamois leather wringer, with wall bracket and tub with discharge valve in painted steel.



Art. no.	Diameter roller	Weight	Dimensions (LxWxH) (mm)
<b>7741</b>	40 mm	13.5 Kg	300x420x350

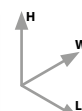


Art.no. **7742**

Chamois leather wringer with self-supporting column for the fixation on the floor and tub with discharge valve in painted steel.



Art. no.	Diameter roller	Weight	Dimensions (LxWxH) (mm)
<b>7742</b>	40 mm	22 Kg	300x420x1020

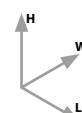


Art.no. **7743**

Chamois leather wringer with self-supporting column for the fixation on the floor and tub with discharge valve in stainless steel.



Art. no.	Diameter roller	Weight	Dimensions (LxWxH) (mm)
<b>7743</b>	40 mm	22 Kg	300x420x1020





Art.no. **5903**

Mobile parts cleaner in painted steel, with closed circuit of detergent fluid, consisting of storage container with 65 l capacity with two wheels and two castors, cleaning basin with closable and removable cover, cleaning fluid flowing through the rough brush which permits a continuous flow of the detergent and an accurate cleaning of parts, blow gun with rigid outlet. The system enables a continuous fluid circulation by pressurizing the container with compressed air at max. 0.5 bar.

Note: please use only suitable detergents and degreasing agents for the parts cleaning.



Art.no. **7705**  
Detergent for parts cleaners,  
in 20 l – plastic can  
(see page 178).

Art. no.	Compressed air supply	Max pressure	Capacity cleaning basin	Capacity container	Weight	Dimensions (LxWxH) (mm)
<b>5903</b>	0.5 bar	0.5 bar	60 l	65 l	42 Kg	560x700x1000



Art.no. **5908**

Mobile parts cleaner in painted steel, with closed circuit of detergent fluid, consisting of cleaning basin with closable and removable cover, cleaning fluid flowing through the rough brush which permits a continuous flow of the detergent and an accurate cleaning of parts, blow gun with rigid outlet and shelf for the placing of plastic cans or drums, with 4 castors.

The system enables a continuous fluid circulation by the use of a pneumatic rotary pump in stainless steel (art. no. 1058).

Note: please use only suitable detergents and degreasing agents for the parts cleaning.

Art. no.	Compressed air supply	Max pressure	Capacity cleaning basin	Weight	Dimensions (LxWxH) (mm)
<b>5908</b>	1 - 4 bar	4 bar	60 l	36 Kg	560x700x810



Art.no. **5953**

Mobile parts cleaner, with closed circuit of detergent fluid, consisting of cleaning basin in stainless steel AISI 304 with closable and removable cover, cleaning fluid flowing through the rough brush which permits a continuous flow of the detergent and an accurate cleaning of parts, blow gun with rigid outlet and shelf for the placing of plastic cans or drums, with 4 castors. The system enables a continuous fluid circulation by the use of a pneumatic rotary pump in stainless steel (art. no. 1058).

Note: please use only suitable detergents and degreasing agents for the parts cleaning.

Art. no.	Compressed air supply	Max pressure	Capacity cleaning basin	Weight	Dimensions (LxWxH) (mm)
<b>5953</b>	1 - 4 bar	4 bar	60 l	36 Kg	560x700x810



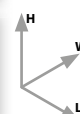
## Art.no. 5904



Stationary parts cleaner in painted steel, with closed circuit of detergent fluid, consisting of cleaning basin with 4 legs and closable and removable cover, hose with shower head, cleaning fluid flowing through the rough brush which permits a continuous flow of the detergent and an accurate cleaning of parts. The system enables a continuous fluid circulation at 0.5 bar pressure by the use of an electric immersion pump.

Note: please use only suitable detergents and degreasing agents for the parts cleaning.

	Voltage	Power	Current drain	Rpm	Protection category
<b>Pump</b>	230 VAC	60 W	0.4 A	2800	IP 54
Art. no.	Max pressure	Total capacity cleaning basin	Usable capacity cleaning basin	Weight	Dimensions (LxWxH) (mm)
<b>5904</b>	0.5 bar	138 l	62 l	53 Kg	500x700x1120



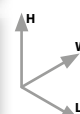
## Art.no. 5905



Stationary parts cleaner in painted steel, with closed circuit of detergent fluid, consisting of cleaning basin with 4 legs and closable and removable cover, hose with shower head, cleaning fluid flowing through the rough brush which permits a continuous flow of the detergent and an accurate cleaning of parts, wooden footboard. The system enables a continuous fluid circulation at 0.5 bar pressure by the use of an electric immersion pump. The switch-on and switch-off of the pump is made through a pedal-operated switch.

Note: please use only suitable detergents and degreasing agents for the parts cleaning.

	Voltage	Power	Current drain	Rpm	Protection category
<b>Pump</b>	230 VAC	60 W	0.4 A	2800	IP 54
Art. no.	Max pressure	Total capacity cleaning basin	Usable capacity cleaning basin	Weight	Dimensions (LxWxH) (mm)
<b>5905</b>	0.5 bar	200 l	90 l	67 Kg	500x1000x1120



## Art.no. 5906



Stationary parts cleaner in painted steel, with closed circuit of detergent fluid, consisting of cleaning basin with 4 legs and closable and removable cover, hose with shower head, cleaning fluid flowing through the rough brush which permits a continuous flow of the detergent and an accurate cleaning of parts. The system enables a continuous fluid circulation by the use of a pneumatic rotary pump in stainless steel (art. no. 1058).

Note: please use only suitable detergents and degreasing agents for the parts cleaning.



Art. no.	Compressed air supply	Max pressure	Total capacity cleaning basin	Usable capacity cleaning basin	Weight	Dimensions (LxWxH) (mm)
<b>5906</b>	1 - 4 bar	4 bar	200 l	90 l	67 Kg	500x1000x1120



Art.no. **5945**

Stationary parts cleaner in painted steel, provided for mounting on 208 l – original detergent drums.

The system enables a continuous fluid circulation by the use of a pneumatic rotary pump in stainless steel (art. no. 1058).

With fluid-permeable cleaning brush which permits a continuous flow of the detergent and an accurate cleaning of parts.

Optional:

Art.no. **4699**

Empty, metal 208 l – drum.



Art. no.	Compressed air supply	Max pressure	Capacity cleaning basin	Weight	Dimensions (LxWxH) (mm)
<b>5945</b>	1 – 4 bar	4 bar	50 l	36 kg	560x1000x300



Art.no. **5946**

Stationary parts cleaner in painted steel, provided for mounting on 208 l – original detergent drums.

The system enables a continuous fluid circulation by the use of a pneumatic rotary pump in stainless steel (art. no. 1058).

With closable and removable cover, blow gun with rigid outlet and cleaning fluid flowing through the rough brush which permits a continuous flow of the detergent and an accurate cleaning of parts.

On demand also available with 230 VAC / 50 Hz electric pump!

Optional:

Art.no. **4699**

Empty, metal 208 l – drum.



Art. no.	Compressed air supply	Max pressure	Capacity cleaning basin	Weight	Dimensions (LxWxH) (mm)
<b>5946</b>	1 – 4 bar	4 bar	50 l	36 kg	560x700x300







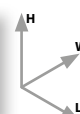
Art.no. **3521**

Portable, pneumatic tyre inflator with container of 16 l capacity, charging of compressed air manually, consisting of tyre inflating gun with pressure gauge (art. no. 7301) and 5 m – spiral hose.

The unit works autonomously once it has been pressurized with compressed air at max 7 bar pressure.



Art. no.	Weight	Dimensions (LxWxH) (mm)
<b>3521</b>	10 Kg	300x400x810

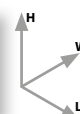


Art.no. **3524**

Mobile, pneumatic tyre inflator with container of 24 l capacity, charging of compressed air manually, consisting of tyre inflating gun with pressure gauge (art. no. 7301) and 5 m – spiral hose.

The unit works autonomously once it has been pressurized with compressed air at max 7 bar pressure.

Art. no.	Weight	Dimensions (LxWxH) (mm)
<b>3524</b>	12.5 Kg	380x330x780



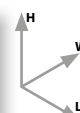
Art.no. **3526**

Portable, pneumatic tyre inflator with container of 16 l capacity, charging of compressed air manually or automatically by the use of a MF valve installed on the handle, consisting of tyre inflating gun with pressure gauge (art. no. 7301) and 5 m – spiral hose.

The unit works autonomously once it has been pressurized with compressed air at max 7 bar pressure.



Art. no.	Weight	Dimensions (LxWxH) (mm)
<b>3526</b>	10 Kg	300x400x810



Art.no. **7301**

Art.no. **7301**

Tyre inflating gun with pressure gauge ø 60 mm, dual pressure scale (0 – 10 bar / 0 – 140 psi), pressure release button, clip-on connector, 300 mm – rubber hose, connection 1/4" BSP (M).

Art.no. **7304**

Tyre inflating gun, Michelin type, with pressure gauge ø 80 mm in accordance with directive 86/217/EC and UNI EN 12645:2104, dual pressure scale (0 – 10 bar / 0 – 140 psi), pressure release button, clip-on connector, 1500 mm – rubber hose, connection 1/4" BSP (M).

Art.no. **7305**

Tyre inflating gun with precision pressure gauge ø 80 mm, dual pressure scale (0 – 12 bar / 0 – 140 psi), air inlet safety system, clip-on connector, 500 mm – rubber hose, connection quick coupling 1/4".

Art.no. **7308**

Tyre inflating gun, with digital pressure gauge, measuring units: bar – psi – kpa – kg/cm<sup>2</sup>, dual pressure scale (0.2 – 12 bar / 0 – 140 psi), resolution +/- 0.02 bar, clip-on connector, 400 mm – rubber hose, connection quick coupling 1/4".  
Power supply: lithium batteries 3 V (1.5 V x 2).

Art.no. **7306**

Air blow gun, body in nickel-plated aluminium, with bayonet nut connector 1/4" BSP.

Art.no. **7307**

Air blow gun with long rigid outlet, body in nickel-plated aluminium, with bayonet nut connector 1/4" BSP.

Art.no. **7330**

Air blow gun, series Airset, ergonomic grip, body in technopolymer, nozzle in brass, outlet and internal springs in stainless steel, coating of the trigger in soft thermoplastic rubber to allow an accurate control of the air flow. Connection 1/4" BSP (F).

Art.no. **7331**

Same as art. no. 7330, but with silencer to reduce the noise level.

Art.no. **7330**

Art.no. **7331**



Art.no. **7200**

Compressed air pressure regulator with manometer, air nipple 1/4" BSP (M) for hose connection and connection adapter 1/4" BSP (M - M) for the installation at the compressed air inlet of the pump.

Regulation range: 0 - 8 bar.



Art.no. **7180**

Art.no. **7180/38**

Art.no. **7180/12**

Art.no. **7180**  
Art.no. **7180/38**  
Art.no. **7180/12**

Combined compressed air pressure regulator with manometer and air filter with automatic bleeding, with lockable regulating screw, air nipple for hose connection and connection adapter for the installation at the compressed air inlet of the pump.

Art. no.	<b>7180</b>	<b>7180/38</b>	<b>7180/12</b>
Connection threads	1/4" BSP (M)	3/8" BSP (M)	1/2" BSP (M)
Filtration degree (microns)	20	20	20
Regulation range	0 - 8 bar	0 - 8 bar	0 - 8 bar
Max air flow (l/min.)	850	1650	2310
Collection capacity condensate (cm <sup>3</sup> )	22	55	100
Temperature range (°C)	5 - 50	5 - 50	5 - 50
Dimensions (LxWxH) (mm)	42x42x198	75x63x276	75x63x276



Art.no. **7151**

Art.no. **7151/38**

Art.no. **7151/12**

Art.no. **7151**  
Art.no. **7151/38**  
Art.no. **7151/12**

Air line lubricator, providing a proportional oil mist, enables a precise regulation of the lubricating oil even at low pressure. With adjustment screw and connection adapter for the installation at the compressed air inlet of the pump.

Art. no.	<b>7151</b>	<b>7151/38</b>	<b>7151/12</b>
Connection threads	1/4" BSP (M)	3/8" BSP (M)	1/2" BSP (M)
Max working pressure	8 bar	8 bar	8 bar
Max air flow (l/min.)	850	1650	2310
Capacity lubricator (cm <sup>3</sup> )	42	76	132
Temperature range (°C)	5 - 50	5 - 50	5 - 50
Dimensions (LxWxH) (mm)	42x42x157	75x63x232	75x63x232



Art.no. **7150**

Art.no. **7150/38**

Art.no. **7150/12**

Art.no. **7150**  
Art.no. **7150/38**  
Art.no. **7150/12**

Combined compressed air treatment kit, composed of pressure regulator with manometer, air filter with automatic bleeding, air line oil mist lubricator, lockable regulating screw, air nipple for hose connection and connection adapter for the installation at the compressed air inlet of the pump.

See technical data in the description of its components (art. nos. 7180 - 7180/38 - 7180/12 and art. nos. 7151 - 7151/38 - 7151/12).



Flexbimec provides a complete line of compressed air pipework components and accessories for the installation of a professional air pipework, adapted to the individual requirements of the customer. The pipes are made of electrostatic painted, extruded aluminium. They are calibrated and burred, and they are available in wall thicknesses of 1.5 mm and 2 mm for a max. pressure of 15 bar. All fittings are made of nickel-plated brass and are easy to install and to connect.



Art.no. **9873**  
Art.no. **9874**  
Art.no. **9875**

Calibrated pipes in extruded aluminium, in accordance with UNI 9006/1 and EN AW 6060 T6, suitable for the use with compressed air, water, inert gas or vacuum, with surface treatment in electrostatic painting in blue colour. Expansion coefficient: 0.024 mm/m°C).

Art.no. **9873** Diameter 20 mm, length 4 m.  
Art.no. **9874** Diameter 25 mm, length 4 m.  
Art.no. **9875** Diameter 32 mm, length 4 m.

On demand pipes with diameters up to 80 mm are available.



Art.no. **9880**



Art.no. **9881**



Art.no. **9882**



Art.no. **9883**



Art.no. **9879**



Art.no. **9890**

Series	Description	Ø 20 mm x 1/2" M	Ø 25 mm x 3/4" M	Ø 32 mm x 1" M
<b>9880</b>	Straight male adapter	Art.no. <b>9880/20</b>	Art.no. <b>9880/25</b>	Art.no. <b>9880/32</b>

Series	Description	Ø 20 mm x 1/2" F	Ø 25 mm x 3/4" F	Ø 32 mm x 1" F
<b>9881</b>	Straight female adapter	Art.no. <b>9881/20</b>	Art.no. <b>9881/25</b>	Art.no. <b>9881/32</b>

Series	Description	Ø 20 x 20 mm	Ø 25 x 25 mm	Ø 32 x 32 mm
<b>9882</b>	Intermediate straight connector	Art.no. <b>9882/20</b>	Art.no. <b>9882/25</b>	Art.no. <b>9882/32</b>

Series	Description	Ø 20 x 20 mm	Ø 25 x 25 mm	Ø 32 x 32 mm
<b>9883</b>	Intermediate elbow connector 90°	Art.no. <b>9883/20</b>	Art.no. <b>9883/25</b>	Art.no. <b>9883/32</b>

Series	Description	Ø 20 x 20 mm	Ø 25 x 25 mm	Ø 32 x 32 mm
<b>9879</b>	Intermediate elbow connector 135°	Art.no. <b>9879/20</b>	Art.no. <b>9879/25</b>	Art.no. <b>9879/32</b>

Series	Description	Ø 20 x 1/2" F	Ø 25 x 3/4" F	Ø 32 x 1" F
<b>9890</b>	Elbow connector 90° for pipe/hose connection	Art.no. <b>9890/20</b>	Art.no. <b>9890/25</b>	Art.no. <b>9890/32</b>





Art.no. **9884**



Art.no. **9885**

Series	Description	Ø 20 x 20 mm	Ø 25 x 25 mm	Ø 32 x 32 mm
<b>9884</b>	Intermediate tee connector	Art.no. <b>9884/20</b>	Art.no. <b>9884/25</b>	Art.no. <b>9884/32</b>

Series	Description	Ø 20 mm x 1/2" F	Ø 25 mm x 3/4" F	Ø 32 mm x 1" F
<b>9885</b>	Elbow connector 90° with wall bracket	Art.no. <b>9885/20</b>	Art.no. <b>9885/25</b>	Art.no. <b>9885/32</b>

Series	Description	Ø 20 mm x 1/2" F	Ø 25 mm x 1/2" F
<b>9886</b>	2-ways manifold with wall bracket	Art.no. <b>9886/20</b>	Art.no. <b>9886/25</b>

Series	Description	1/2" F	3/4" F
<b>9887</b>	4-ways manifold with wall bracket	Art.no. <b>9887/20</b>	Art.no. <b>9887/25</b>

Series	Description	Ø 20 x 20 mm	Ø 25 x 25 mm	Ø 32 x 32 mm
<b>9889</b>	Intermediate ball valve	Art.no. <b>9889/20</b>	Art.no. <b>9889/25</b>	Art.no. <b>9889/32</b>

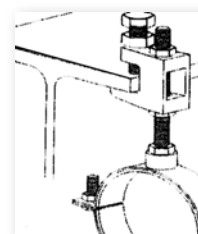
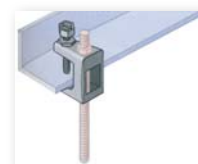
Series	Description	Ø 20 mm x 1/2" M	Ø 25 mm x 3/4" M
<b>9888</b>	Ball valve for pipe/hose connection	Art.no. <b>9888/20</b>	Art.no. <b>9888/25</b>

Series	Description	Ø 20 mm	Ø 25 mm	Ø 32 mm
<b>9877</b>	Pipe clamp in steel M8	Art.no. <b>9877/20</b>	Art.no. <b>9877/25</b>	Art.no. <b>9877/32</b>

Series	Description	Ø 20 mm	Ø 25 mm	Ø 32 mm
<b>9878</b>	Pipe clamp in polymer M6	Art.no. <b>9878/20</b>	Art.no. <b>9878/25</b>	Art.no. <b>9878/32</b>

Art.no. **9871**  
Metal wall support (height 165 mm, length 225 mm).

Art.no. **9876**  
Beam clip with M8 – thread, suitable for the use with pipe clamps art. no. 9877.



Art.no. **9889**



Art.no. **9888**



Art.no. **9877**



Art.no. **9878**



Art.no. **9876**



Art.no. **9871**



Art. no. **9400+3610** - Art. no. **9400+3615**  
 Art. no. **9401+3620**  
 Art. no. **9401+36615** - Art. no. **9401+36620**  
 Art. no. **9408**

Automatic rewind, spring-driven hose reel, with plastic enclosure (made of nylon and polypropylene) and pivoting wall bracket, suitable for the use with compressed air and water at low pressure (temperature range: -10°C – +60°C) complete with polyurethane hose.

Inlet connection air: 1/4" BSP.  
 Max working pressure: 20 bar.

The **standard colour** of the enclosure is red with yellow cover. Also available in blue with red cover, in dark grey, in yellow with red cover or white with white cover (see photos above).

Art. no.	Hose length	Hose diameter	Connection threads	Max working pressure	Weight	Dimensions (LxWxH) (mm)
9400+3610	10 m	8 x 12 mm	M 1/4" BSP	20 bar	8.1 Kg	220x310x380
9400+3615	15 m				8.2 Kg	
9401+3620	20 m				8.4 Kg	
9401+36615	15 m	6 x 10 mm			8.1 Kg	
9401+36620	20 m				8.2 Kg	
9408	10 m	10 x 14 mm	M 3/8" BSP		8.2 Kg	



**Art. no. 7692**  
 Complete quick release fitting.  
 Connections 1/4" BSP (M+F).  
 (Art. no. 7692/M with connection 1/4" BSP (M) and art. no. 7692/F with connection 1/4" BSP (F)).

Art.no. **9405**

Automatic rewind, spring-driven hose reel, series "Easy Roller", with shaft and swivel in stainless steel AISI 303, pivoting wall bracket and 10 m - rubber hose 1/4" SAE 100 R1T.

Suitable for applications with a pressure up to 100 bar.

Standard colour blue, on demand also available in red.



Art. no.	Hose length	Hose diameter	Connection threads IN	Connection threads OUT	Max working pressure	Weight	Dimensions (LxWxH) (mm)
<b>9405</b>	10 m	1/4"	1/2" BSP (M)	1/4" BSP (F)	100 bar	10 kg	220x310x380



Art.no. **9409**

Automatic rewind, spring-driven hose reel, series "Easy Roller", with shaft and swivel in stainless steel AISI 303, pivoting wall bracket and 5 m - low pressure synthetic rubber hose 1/2" (ø int. 13 mm x ø ext. 23 mm), suitable for the use with water (-30°C - +110°C).

The hose meets FDA food industry standards and thus is suitable for food industry applications.

Standard colour blue, on demand also available in red.




Art. no.	Hose length	Hose diameter	Connection threads IN	Connection threads OUT	Max working pressure	Weight	Dimensions (LxWxH) (mm)
<b>9409</b>	5 m	1/2"	1/2" BSP (M)	1/2" BSP (F)	15 bar	9 kg	220x310x380

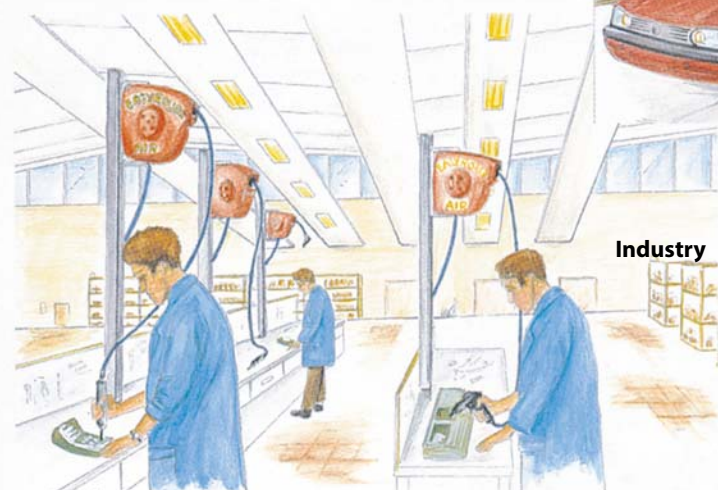


**EASY ROLLER**  
**MORE THAN 400.000**  
**REELS MADE**  
**100% made in Italy!**


**Hobby**



**Industry**



**Commerce**





Flexbimec manufactures a wide range of hose reels that guarantee a comfortable hose rewinding in all possible application fields and fluids such as:

- Lubricating oils and antifreeze
- Grease
- Compressed air
- Water at low or high pressure
- Fuels
- AdBlue®/DEF/AUS32

The use of hose reels provides more security in the workshop and increases the life of hoses since those are no longer rest upon the floor after use where they could be damaged.

In order to satisfy all application requirements the hose reels are available in three main materials:

- Epoxy powder-coat painted carbon steel
- Stainless steel AISI 304
- Stainless steel AISI 316

The hose rewinding can be carried out:

- automatically by the use of a spring,
- manually by the use of a hand crank,
- by the use of a hydraulic motor,
- by the use of an electric motor.

In order to be able to offer a suitable solution to any requirement existing in the market, various hose reel series have been developed.





The Flexbimec hose reel range consists of a big variety of versions that have been developed in order to meet the requirements of installation at the place of use. They can be classified according to their constructional characteristics, their form, their dimensions and materials into the following series:

## STANDARD SERIES

The most common, most economic and extremely approved version, suitable for hose diameters up to 1/2".



## ENCLOSED SERIES

Two metal enclosures provide an optimal protection of the hose and improve the esthetic effect of the installation.



## ADJUSTABLE ARMS SERIES

In this version the outlet direction of the hose can be adjusted into various positions. Thus it permits a mounting of the hose reel also on the ceiling. From the inlet swivel joint the fluid flows through an interchangeable hose connection adapter assembly on which the hose is mounted.




## HEAVY DUTY SERIES

The models of this series are suitable for applications under high mechanical demands.



## THIN REEL SERIES

Its innovative constructional design characterizes the models of this series which are particularly suitable in applications with limited space in width thanks to its overall width of max. 150 mm, f. ex. for the installation inside of compact cabinets.



## MANUAL SERIES

Hose reels with unwinding and rewinding of the hoses by means of a hand crank.



## SPECIAL HOSE REELS

In this category can be found hose reels with special technical and/or constructive characteristics, such as those with electro-mechanical or hydraulic rewinding systems and hose reels with a hose guide system enabling a better rewinding.



All hose reels can be supplied without or with the requested hoses already mounted.

For an easier selection of the required hose reel model, please see the chart on catalogue page 194. Catalogue pages 220-221 shall help you in choosing the suitable hose type and length.



The hose reel models which are marked with the ATEX symbol are available with the corresponding ATEX certificate, in accordance with directive ATEX 2014/34/EU – group II – category 2.

	SERIES	Page	Hose diameter	MAX INSTALLABLE HOSE LENGTH												
				8 m	10 m	15 m	18 m	20 m	25 m	30 m	35 m	40 m	50 m	60 m	70 m	100 m
PAINTED STEEL HOSE REELS	STANDARD	196	1/4"	9016	9016	9016	9021	9021	9022							
			3/8"	9016	9016	9016	9021	9021	9022							
			1/2"	9016	9016	9016	9021	9021								
	ENCLOSED	197	1/4"	9013	9013	9013	9023	9023	9025							
			3/8"	9013	9013	9013	9023	9023	9025							
			1/2"	9013	9013	9013	9023	9023								
			3/4"	9024												
	ADJUSTABLE ARMS	198-199-200-201	1/4"	9090	9090	9090	9091	9091	9092	9074	9083	9073	9086	9086	9088	9088
			3/8"	9090	9090	9090	9091	9091	9092	9074	9083	9073	9086	9086	9088	9088
			1/2"	9090	9090	9090	9092	9092	9093	9074	9083	9073	9086	9086	9088	9088
		202-203-204	3/4"	9095	9095	9096	9097	9084	9098	9070	9085	9085	9068			
			1"	9095	9096	9097	9098	9070	9099	9099						
		205	1 1/4"	9031	9038	9038	9038	9038								
			1 1/2"	9039	9039	9039										
	HEAVY DUTY	206	3/4"	9030	9030	9034	9034	9036	9036	9036						
			1"	9030	9034	9034	9036	9036	9036							
	"THINREEL"	207	1/4"	9504	9504	9504	9060	9060	9060							
			1/2"	9504	9060	9060	9060	9060	9060							
	HYDRAULIC REWINDING	211	1/2"	9072	9072	9072	9072	9072	9072	9072	9072	9072	9072	9072	9072	9072
			3/4"	9075	9075	9075	9075	9075	9075	9075	9075	9075				
			1"	9075	9075	9075	9075	9075	9075	9075	9075	9075				
	ELECTRO-MECHANICAL REWINDING	210	1/2"	9076	9076	9076	9076	9076	9076	9076	9076	9076	9076	9076	9076	9076
			3/4"	9079	9079	9079	9079	9079	9079	9079	9079	9079	9079			
			1"	9079	9079	9079	9079	9079	9079	9079	9079	9079				
	MANUAL "LS"	208	1/4"	9251	9251	9251	9251	9251	9251	9252	9252	9252	9253	9253	9253	9256
			3/8"	9251	9251	9251	9251	9251	9252	9252	9252	9253	9256	9256	9256	
			1/2"	9251	9251	9251	9252	9252	9252	9253	9253	9256				
			3/4"	9254	9254	9254	9255	9255	9255							
			1"	9254	9254	9255	9255	9255								

	SERIES	Page	Hose diameter	MAX INSTALLABLE HOSE LENGTH												
				8 m	10 m	15 m	18 m	20 m	25 m	30 m	35 m	40 m	50 m	60 m	70 m	100 m
STAINLESS STEEL HOSE REELS AISI 304	STANDARD	196	1/4"	9517	9517	9517	9522	9522	9521							
			3/8"	9517	9517	9517	9522	9522	9521							
			1/2"	9517	9517	9517	9522	9522								
	ENCLOSED	197	1/4"	9547	9547	9547	9548	9548	9549							
			3/8"	9547	9547	9547	9548	9548	9549							
			1/2"	9547	9547	9547	9548	9548								
			3/4"	9546												
	ADJUSTABLE ARMS	198-199-200-201	1/4"	9590	9590	9590	9591	9591	9592	9574	9530	9573	9586	9586	9589	9589
			3/8"	9590	9590	9590	9591	9591	9592	9574	9530	9573	9586	9586	9589	9589
			1/2"	9590	9590	9590	9592	9592	9593	9574	9530	9573	9586	9586	9589	9589
		202-203-204	3/4"	9595	9595	9596	9584	9534	9598	9570	9585	9585	9588			
			1"	9595	9596	9584	9598	9570	9599	9599						
		205	1 1/4"	9531	9538	9538	9538	9538								
			1 1/2"	9539	9539	9539										
	HEAVY DUTY	206	3/4"	9529	9529	9525	9525	9536	9536	9536						
			1"	9529	9525	9525	9536	9536	9536							
	HYDRAULIC REWINDING	211	1/2"	9572	9572	9572	9572	9572	9572	9572	9572	9572	9572	9572	9572	9572
			3/4"	9575	9575	9575	9575	9575	9575	9575	9575	9575				
			1"	9575	9575	9575	9575	9575	9575	9575	9575	9575				
	ELECTRO-MECHANICAL REWINDING	210	1/2"	9576	9576	9576	9576	9576	9576	9576	9576	9576	9576	9576	9576	9576
			3/4"	9579	9579	9579	9579	9579	9579	9579	9579	9579	9579			
			1"	9579	9579	9579	9579	9579	9579	9579	9579	9579				
	MANUAL "LSX"	209	1/4"	9351	9351	9351	9351	9351	9351	9352	9352	9352	9352	9353	9353	9356
			3/8"	9351	9351	9351	9351	9351	9352	9352	9352	9353	9353	9356	9356	
			1/2"	9351	9351	9351	9352	9352	9352	9353	9353	9356	9356			
			3/4"	9354	9354	9354	9355	9355	9355							
			1"	9354	9354	9355	9355	9355								

In the following chart can be found the article numbers and descriptions of different hose types for the mounting on the reel as supply hoses in the most common lengths:

FLUID TYPE	Internal hose diameter	Max working pressure	HOSE LENGTH									
			8 m	10 m	15 m	20 m	25 m	30 m	35 m	40 m	50 m	60 m
GREASE	1/4"	400 bar	<b>4508</b>	<b>4510</b>	<b>4515</b>	<b>4520</b>						
	3/8"	330 bar		<b>4710</b>	<b>4715</b>	<b>4720</b>	<b>4725</b>	<b>4730</b>	<b>4735</b>	<b>4740</b>		
	1/2"	275 bar		<b>4810</b>	<b>4815</b>	<b>4820</b>	<b>4825</b>	<b>4830</b>	<b>4835</b>	<b>4840</b>		
	3/4"	215 bar		<b>48810</b>	<b>48815</b>	<b>48820</b>	<b>48825</b>	<b>48830</b>	<b>48835</b>	<b>48840</b>		
	1"	165 bar		<b>488510</b>	<b>488515</b>	<b>488520</b>	<b>488525</b>	<b>488530</b>	<b>488535</b>	<b>488540</b>		
OIL	1/2"	160 bar	<b>28708</b>	<b>28710</b>	<b>28715</b>	<b>28720</b>	<b>28725</b>	<b>28730</b>	<b>28735</b>	<b>28740</b>	<b>28750</b>	<b>28760</b>
	3/4"	105 bar	<b>28908</b>	<b>28910</b>	<b>28915</b>	<b>28920</b>	<b>28925</b>	<b>28930</b>	<b>28935</b>	<b>28940</b>		
	1"	88 bar	<b>289508</b>	<b>289510</b>	<b>289515</b>	<b>289520</b>	<b>289525</b>	<b>289530</b>				
COMPRESSED AIR	3/8"	20 bar		<b>3810</b>	<b>3815</b>	<b>3820</b>	<b>3825</b>	<b>3830</b>	<b>3835</b>	<b>3840</b>	<b>3850</b>	<b>3860</b>
	1/2"	20 bar		<b>27710</b>	<b>27715</b>	<b>27720</b>	<b>27725</b>	<b>27730</b>	<b>27735</b>	<b>27740</b>	<b>27750</b>	<b>27760</b>
	3/4"	20 bar		<b>39910</b>	<b>39915</b>	<b>39920</b>	<b>39925</b>	<b>39930</b>	<b>39935</b>	<b>39940</b>	<b>39950</b>	<b>39960</b>
	1"	20 bar		<b>399510</b>	<b>399515</b>	<b>399520</b>	<b>399525</b>	<b>399530</b>	<b>399535</b>	<b>399540</b>	<b>399550</b>	<b>399560</b>
WATER	3/8"	20 bar		<b>3810</b>	<b>3815</b>	<b>3820</b>	<b>3825</b>	<b>3830</b>	<b>3835</b>	<b>3840</b>	<b>3850</b>	<b>3860</b>
	1/2"	15 bar		<b>18710</b>	<b>18715</b>	<b>18720</b>	<b>18725</b>	<b>18730</b>	<b>18735</b>	<b>18740</b>	<b>18750</b>	<b>18760</b>
	3/4"	15 bar		<b>18910</b>	<b>18915</b>	<b>18920</b>	<b>18925</b>	<b>18930</b>	<b>18935</b>	<b>18940</b>		
DIESEL	3/8"	330 bar		<b>4710</b>	<b>4715</b>	<b>4720</b>	<b>4725</b>	<b>4730</b>	<b>4735</b>	<b>4740</b>		
	3/8"	400 bar		<b>4710AM</b>	<b>4715AM</b>	<b>4720AM</b>	<b>4725AM</b>	<b>4730AM</b>	<b>4735AM</b>	<b>4740AM</b>		
	3/4"	17 bar	<b>28808</b>	<b>28810</b>	<b>28815</b>	<b>28820</b>	<b>28825</b>	<b>28830</b>	<b>28835</b>	<b>28840</b>		
	1"	17 bar	<b>289608</b>	<b>289610</b>	<b>289615</b>	<b>289620</b>	<b>289625</b>	<b>289630</b>				
	1 1/4"	10 bar	<b>289708</b>	<b>289710</b>	<b>289715</b>	<b>289720</b>	<b>289725</b>	<b>289730</b>				
	1 1/2"	10 bar	<b>2899708</b>	<b>2899710</b>	<b>2899715</b>	<b>2899720</b>	<b>2899725</b>	<b>2899730</b>				
ADBLUE®/DEF/AUS32	1/2"	10 bar	<b>289808</b>	<b>289810</b>	<b>289815</b>	<b>289820</b>	<b>289825</b>	<b>289830</b>	<b>289835</b>	<b>289840</b>	<b>289850</b>	<b>289860</b>
	3/4"	10 bar	<b>289908</b>	<b>289910</b>	<b>289915</b>	<b>289890</b>	<b>289925</b>	<b>289930</b>	<b>289935</b>	<b>289940</b>	<b>289950</b>	<b>289960</b>
PETROL	1/2"	16 bar	<b>286108</b>	<b>286110</b>	<b>286115</b>	<b>286120</b>	<b>286125</b>	<b>286130</b>	<b>286135</b>	<b>286140</b>	<b>286150</b>	<b>286160</b>
	3/4"		<b>286308</b>	<b>286310</b>	<b>286315</b>	<b>286320</b>	<b>286325</b>	<b>286330</b>				
	1"		<b>286408</b>	<b>286410</b>	<b>269415</b>	<b>286420</b>	<b>286425</b>	<b>286430</b>				

In the following chart can be found the article numbers and descriptions of different hose types used as connection hoses and mounted at the hose reel inlet swivel joint in the most common lengths:

FLUID TYPE	Internal hose diameter	Max working pressure	HOSE LENGTH				
			0.5 m	1 m	1.5 m	2 m	3 m
GREASE	1/4"	400 bar	<b>45005</b>	<b>4501</b>	<b>45015</b>	<b>4502</b>	<b>4503</b>
	3/8"	330 bar	<b>47005</b>	<b>47001</b>	<b>47015</b>	<b>4702</b>	<b>4703</b>
	1/2"	275 bar	<b>48005</b>	<b>4801</b>	<b>48015</b>	<b>4802</b>	<b>4803</b>
	3/4"	215 bar	<b>488005</b>	<b>48810</b>	<b>48815</b>	<b>48820</b>	<b>48825</b>
	1"	165 bar	<b>4885005</b>	<b>488510</b>	<b>488515</b>	<b>488520</b>	<b>488525</b>
OIL	1/2"	160 bar	<b>287005</b>	<b>28701</b>	<b>287015</b>	<b>28702</b>	<b>28703</b>
	3/4"	105 bar	<b>289005</b>	<b>28901</b>	<b>289015</b>	<b>28902</b>	<b>28903</b>
	1"	88 bar	<b>2895005</b>	<b>289501</b>	<b>2895015</b>	<b>289502</b>	<b>289503</b>
COMPRESSED AIR	3/8"	20 bar	<b>38005</b>	<b>3801</b>	<b>38015</b>	<b>3802</b>	<b>3803</b>
	1/2"	20 bar	<b>270005</b>	<b>27701</b>	<b>277015</b>	<b>27702</b>	<b>27703</b>
WATER	3/8"	20 bar	<b>38005</b>	<b>3801</b>	<b>38015</b>	<b>3802</b>	<b>3803</b>
	1/2"	15 bar	<b>187005</b>	<b>18701</b>	<b>187015</b>	<b>18702</b>	<b>18703</b>
	3/4"	15 bar	<b>189005</b>	<b>18901</b>	<b>189015</b>	<b>18902</b>	<b>18903</b>
	3/8"	330 bar	<b>47005</b>	<b>4704</b>	<b>47015</b>	<b>4702</b>	<b>4703</b>
	3/8"	400 bar	<b>47005AM</b>	<b>4704AM</b>	<b>47015AM</b>	<b>4702AM</b>	<b>4703AM</b>
DIESEL	3/4"	16 bar	<b>288005</b>	<b>28801</b>	<b>288015</b>	<b>28802</b>	<b>28803</b>
	1"	16 bar	<b>2896005</b>	<b>289601</b>	<b>2896015</b>	<b>289602</b>	<b>289603</b>
	1 1/4"	10 bar	<b>289708</b>	<b>289710</b>	<b>289715</b>	<b>289720</b>	<b>289725</b>
	1 1/2"	10 bar	<b>2899708</b>	<b>2899710</b>	<b>2899715</b>	<b>2899720</b>	<b>2899725</b>
ADBLUE®/DEF/AUS32	1/2"	10 bar	<b>2898005</b>	<b>289801</b>	<b>2898105</b>	<b>289802</b>	<b>289803</b>
	3/4"	10 bar	<b>2899005</b>	<b>289901</b>	<b>2899015</b>	<b>289902</b>	<b>289903</b>
PETROL	1/2"	16 bar	<b>2861005</b>	<b>286101</b>	<b>2861015</b>	<b>286102</b>	<b>286103</b>
	3/4"		<b>2863005</b>	<b>286301</b>	<b>2863015</b>	<b>286302</b>	<b>286303</b>
	1"		<b>2864005</b>	<b>286401</b>	<b>2864015</b>	<b>286402</b>	<b>286403</b>



The hoses are supplied with swaged female connection threads (connecting nuts).

## EXAMPLE FOR READING THE CHARTS

FLUID TYPE	Internal hose Ø	Max working pressure	HOSE LENGTH			TOTAL LENGTH INCL. CONNECTION FITTING
			0.5 m	1 m	1.5 m	
GREASE	1/4"	400 bar	<b>45005</b>	<b>4501</b>	<b>45015</b>	ART. NO. HOSE
	3/8"	330 bar	<b>47005</b>	<b>47001</b>	<b>47015</b>	
	1/2"	275 bar	<b>48005</b>	<b>4801</b>	<b>48015</b>	
	3/4"	215 bar	<b>488005</b>	<b>48810</b>	<b>48815</b>	
	1"	165 bar	<b>4885005</b>	<b>488510</b>	<b>488515</b>	



Standard series    Ø max 1/2" - up to 20 m length  
 Ø max 3/8" - up to 25 m length

Automatic rewind, spring-driven hose reel, **standard series**, in painted steel or in stainless steel AISI 304, suitable for hoses of max 20 m length (ø hose 1/2") or max 25 m length (ø hose 3/8").

The wetted parts of the painted steel models on demand can also be replaced by stainless steel parts (see pages 217 – 218).

The hose reel is supplied without hoses and can be used with hoses for the supply of oils, antifreeze, grease, compressed air and water.

Please see catalogue pages 220 and 221 for the selection of the required hoses.

On demand the hose reels can also be supplied with a **spring brake kit** (see information at the end of this page!); please add suffix **"/HB"** to the article number (f. ex. 9016/HB)!



Art.no. **9767**  
 Art.no. **9768**




Art.no. **9760**  
 Art.no. **9765**



On demand the stainless steel hose reels can also be supplied in accordance with directive ATEX 2014/34/EU – group II – category 2.

Art.no.	Material	Max working pressure	Connection threads IN - OUT	Internal diameter swivel joint	Max diameter hose	Max length hose	Suitable pivoting wall bracket	Included swivel joint	Dimensions (A-B-C) (mm)	Spool width (D)	Weight
<b>9016</b>	Painted steel	600 bar	1/2" (M) - 1/2" (F)	10 mm	1/2"	15 m	9767	9951	215x570x430	120 mm	14 Kg
<b>9021</b>					1/2"	20 m	9768		245x570x430	150 mm	18 Kg
<b>9022</b>					3/8"	25 m	9768				19 Kg
<b>9517</b>	Stainless steel AISI 304	200 bar	1/2" (M) - 1/2" (F)	10 mm	1/2"	15 m	9760	9963	215x570x430	120 mm	14 Kg
<b>9521</b>					3/8"	25 m	9765		245x570x430	150 mm	19 Kg
<b>9522</b>					1/2"	20 m	9765				18 Kg

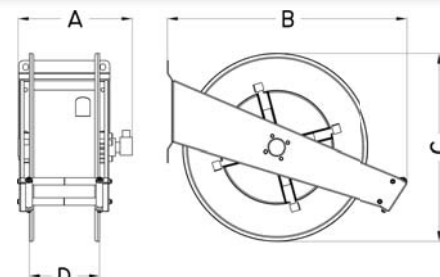


## OPTIONAL

### /HB Hydraulic spring brake kit (patented)

Safety device for the controlled rewind of hoses, installable on all spring-driven hose reel models, eliminating the dangers caused by an uncontrolled rewind or a sudden release of the hose when unwinded during its use.

**Patent nr. 0001426967**





Automatic rewind, spring-driven hose reel, **enclosed series**, in painted steel or in stainless steel AISI 304, suitable for hoses of max 20 m length (Ø hose 1/2") or max 25 m length (Ø hose 3/8"). The wetted parts of the painted steel models on demand can also be replaced by stainless steel parts (see pages 216-218). The hose reel is supplied without hoses and can be used with hoses for the supply of oils, antifreeze, grease, compressed air and water. Please see catalogue pages 220 and 221 for the selection of the required hoses.

On demand the hose reels can also be supplied with a **spring brake kit** (see information at the end of this page!); please add suffix **/HB** to the article number (f. ex. 9013/HB)! **Please note: the spring brake kit is available only for art.nos. 9013-9547.**



Art.no. **9778**



Art.no. **9754**

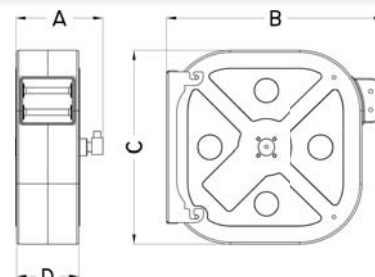
Art.no.	Material	Max working pressure	Connection threads IN - OUT	Internal diameter swivel joint	Max diameter hose	Max length hose	Suitable pivoting wall bracket	Included swivel joint	Dimensions (A-B-C) (mm)	Spool width (D)	Weight
<b>9013</b>	Painted steel	600 bar	1/2" (M) - 1/2" (F)	10 mm	1/2"	15 m	9778	9951	215x530x470	120 mm	26 Kg
<b>9023</b>		600 bar	1/2" (M) - 1/2" (F)	10 mm	1/2"	20 m			245x530x470	150 mm	27 Kg
<b>9024</b>		100 bar	1" (M) - 3/4" (F)	20 mm	3/4"	8 m					26 Kg
<b>9025</b>		600 bar	1/2" (M) - 1/2" (F)	10 mm	3/8"	25 m					29 Kg
<b>9546</b>	Stainless steel AISI 304	100 bar	1" (M) - 3/4" (F)	20 mm	3/4"	8 m	9754	9963	245x530x470	150 mm	26 Kg
<b>9547</b>		200 bar	1/2" (M) - 1/2" (F)	10 mm	1/2"	15 m			215x530x470	120 mm	26 Kg
<b>9548</b>		200 bar	1/2" (M) - 1/2" (F)	10 mm	1/2"	20 m			245x530x470	150 mm	27 Kg
<b>9549</b>		200 bar	1/2" (M) - 1/2" (F)	10 mm	3/8"	25 m					29 Kg

## OPTIONAL

### /HB Hydraulic spring brake kit (patented)

Safety device for the controlled rewind of hoses, installable on all spring-driven hose reel models, eliminating the dangers caused by an uncontrolled rewind or a sudden release of the hose when unwinded during its use.

**Patent nr. 0001426967**



Automatic rewind, spring-driven hose reel, **adjustable arms series**, in painted steel or in stainless steel AISI 304, suitable for hoses of max 25 m length and max diameter of 1/2". The hose reel is supplied without hoses and can be used with hoses for the supply of oils, antifreeze, grease, compressed air and water.

The wetted parts of the painted steel models on demand can also be replaced by stainless steel parts (see pages 216-218).

Please see catalogue pages 220 and 221 for the selection of the required hoses.

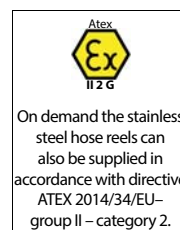
On demand the hose reels can also be supplied with a **spring brake kit** (see information at the end of this page!); please add suffix **"/HB"** to the article number (f. ex. 9090/HB)!




Art.no. **9767**  
Art.no. **9768**



Art.no. **9760**  
Art.no. **9765**



Art.no.	Material	Max working pressure	Connection threads IN - OUT	Internal diameter swivel joint	Max diameter hose	Max length hose 3/8" - 1/2"	Suitable pivoting wall bracket	Included swivel joint	Dimensions (A-B-C) (mm)	Spool width (D)	Weight
9090	Painted steel	600 bar	1/2" (M) - 1/2" (F)	10 mm	1/2"	15 m	9767	9951	240x560x450	120 mm	12 kg
9091						20 m -15 m					15 kg
9092						25 m –20 m	9768		270x560x450	150 mm	16 kg
9093						25 m			303x560x450	200 mm	19 kg
9590	Stainless steel AISI 304	200 bar				15 m	9760	9963	240x560x450	120 mm	12 kg
9591						20 m -15 m					15 kg
9592						25 m –20 m	9765		270x560x450	150 mm	16 kg
9593						25 m			303x560x450	200 mm	19 kg

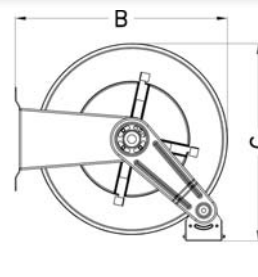
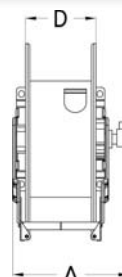


## OPTIONAL

### /HB Hydraulic spring brake kit (patented)

Safety device for the controlled rewind of hoses, installable on all spring-driven hose reel models, eliminating the dangers caused by an uncontrolled rewind or a sudden release of the hose when unwinded during its use.

**Patent nr. 0001426967**





Automatic rewind, spring-driven hose reel, **adjustable arms series**, in painted steel or in stainless steel AISI 304, suitable for hoses of max 40 m length (ø hose max. 1 1/2").

The hose reel is supplied without hoses and can be used with hoses for the supply of oils, antifreeze, grease, compressed air and water.

The wetted parts of the painted steel models on demand can also be replaced by stainless steel parts (see pages 216-218).

Please see catalogue pages 220 and 221 for the selection of the required hoses.

On demand the hose reels can also be supplied with a **spring brake kit** (see information at the end of this page!); please add suffix **"/HB"** to the article number (f. ex. 9074/HB)!



Art.no. 9777



Art.no. 9770



On demand the stainless steel hose reels can also be supplied in accordance with directive ATEX 2014/34/EU – group II – category 2.

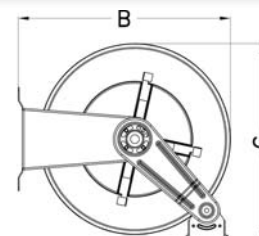
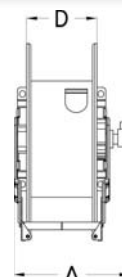
Art.no.	Material	Max working pressure	Connection threads IN - OUT	Internal diameter swivel joint	Max diameter hose	Max length hose	Suitable pivoting wall bracket	Included swivel joint	Dimensions (A-B-C) (mm)	Spool width (D)	Weight
9074	Painted steel	600 bar	1/2" (M) - 1/2" (F)	10 mm	1/2"	30 m	9777	9951	370x590x600	150 mm	25 kg
9083						35 m					26 kg
9073						40 m					30 kg
9574	Stainless steel AISI 304	200 bar				30 m	9770	9963			25 kg
9530						35 m					26 kg
9573						40 m					30 kg

## OPTIONAL

### /HB Hydraulic spring brake kit (patented)

Safety device for the controlled rewind of hoses, installable on all spring-driven hose reel models, eliminating the dangers caused by an uncontrolled rewind or a sudden release of the hose when unwinded during its use.

Patent nr. 0001426967



Automatic rewind, spring-driven hose reel, **adjustable arms series with twin spring**, in painted steel or in stainless steel AISI 304, suitable for hoses of max 60 m (Ø hose max. 1/2").

The hose reel is supplied without hoses and can be used with hoses for the supply of oils, antifreeze, grease, compressed air and water at low and high pressure.

Please see catalogue pages 220 and 221 for the selection of the required hoses.

On demand the hose reels can also be supplied with a **spring brake kit** (see information at the end of this page!); please add suffix **"/HB"** to the article number (f. ex. 9086/HB)!



On demand the stainless steel hose reels can also be supplied in accordance with directive ATEX 2014/34/EU – group II – category 2.

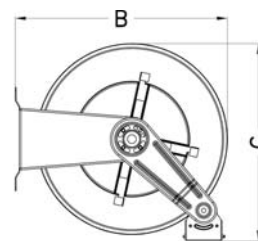
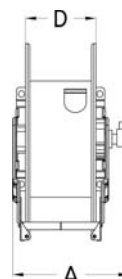
Art.no.	Material	Max working pressure	Connection threads IN - OUT	Internal diameter swivel joint	Max diameter hose	Max length hose	Included swivel joint	Dimensions (A-B-C) (mm)	Spool width (D)	Weight
<b>9086</b>	Painted steel	600 bar	1/2" (M) - 1/2" (F)	10 mm	1/2"	60 m	9951	650x650x600	400 mm	50 Kg
<b>9586</b>	Stainless steel AISI 304	200 bar					9963			

## OPTIONAL

### /HB Hydraulic spring brake kit (patented)

Safety device for the controlled rewind of hoses, installable on all spring-driven hose reel models, eliminating the dangers caused by an uncontrolled rewind or a sudden release of the hose when unwinded during its use.

**Patent nr. 0001426967**






Automatic rewind, spring-driven hose reel, **adjustable arms series with triple spring**, in painted steel or in stainless steel AISI 304, suitable for hoses of max 100 m (Ø hose max. 1/2").

The hose reel is supplied without hoses and can be used with hoses for the supply of oils, antifreeze, grease, compressed air and water at low and high pressure.

Please see catalogue pages 220 and 221 for the selection of the required hoses.

On demand the hose reels can also be supplied with a **spring brake kit** (see information at the end of this page!); please add suffix **"/HB"** to the article number (f. ex. 9088/HB)!



On demand the stainless steel hose reels can also be supplied in accordance with directive ATEX 2014/34/EU – group II – category 2.

Art.no.	Material	Max working pressure	Connection threads IN - OUT	Internal diameter swivel joint	Max diameter hose	Max length hose	Included swivel joint	Dimensions (A-B-C) (mm)	Spool width (D)	Weight
<b>9088</b>	Painted steel	600 bar	1/2" (M) - 1/2" (F)	10 mm	1/2"	100 m	9951	650x650x590	400 mm	70 Kg
<b>9589</b>	Stainless steel AISI 304	200 bar					9963			

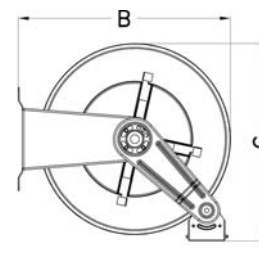
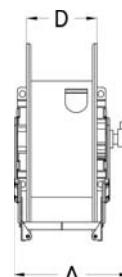


## OPTIONAL

### /HB Hydraulic spring brake kit (patented)

Safety device for the controlled rewind of hoses, installable on all spring-driven hose reel models, eliminating the dangers caused by an uncontrolled rewind or a sudden release of the hose when unwinded during its use.

**Patent nr. 0001426967**



Automatic rewind, spring-driven hose reel, **adjustable arms series**, in painted steel or in stainless steel AISI 304, suitable for hoses of max 18 m length ( $\varnothing$  hose 3/4") or max. 15 m length ( $\varnothing$  hose 1").

The wetted parts of the painted steel models on demand can also be replaced by stainless steel parts (see pages 216-218).

The hose reel is supplied without hoses and can be used with hoses for the supply of oils, antifreeze, diesel, compressed air and water.

Please see catalogue pages 220 and 221 for the selection of the required hoses.

On demand the hose reels can also be supplied with a **spring brake kit** (see information at the end of this page!); please add suffix **"/HB"** to the article number (f. ex. 9095/HB)!




Art.no. **9768**  
Art.no. **9769**



Art.no. **9764**  
Art.no. **9765**



Art.no.	Material	Max working pressure	Connection threads IN - OUT	Internal diameter swivel joint	Max diameter hose	Max length hose 3/4" - 1"	Suitable pivoting wall bracket	Included swivel joint	Dimensions (A-B-C) (mm)	Spool width (D)	Weight
<b>9095</b>	Painted steel	100 bar	1" (M) - 1" (F)	20 mm	1"	10 m - 8 m	9768	9969	270x500x490	150 mm	14 kg
<b>9096</b>						15 m - 12 m			305x490x490	200 mm	22 kg
<b>9097</b>						18 m - 15 m			505x530x500	300 mm	24 kg
<b>9595</b>	Stainless steel AISI 304	100 bar	1" (M) - 1" (F)	20 mm	1"	10 m - 8 m	9765	9986	270x500x490	150 mm	14 kg
<b>9596</b>						15 m - 12 m			305x490x490	200 mm	22 kg
<b>9584</b>						18 m - 15 m			505x530x500	300 mm	24 kg

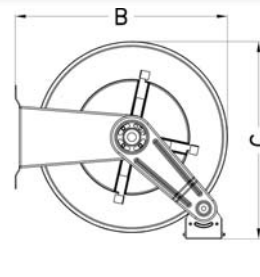
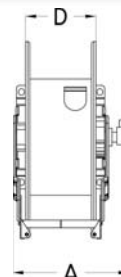


## OPTIONAL

### /HB Hydraulic spring brake kit (patented)

Safety device for the controlled rewind of hoses, installable on all spring-driven hose reel models, eliminating the dangers caused by an uncontrolled rewind or a sudden release of the hose when unwinded during its use.

**Patent nr. 0001426967**





Automatic rewind, spring-driven hose reel, **adjustable arms series with twin spring**, in painted steel or in stainless steel AISI 304, suitable for hoses of max 30 m length ( $\varnothing$  hose 3/4") or max. 20 m length ( $\varnothing$  hose 1").

The wetted parts of the painted steel models on demand can also be replaced by stainless steel parts (see pages 216-218).

The hose reel is supplied without hoses and can be used with hoses for the supply of oils, diesel, compressed air and water.

Please see catalogue pages 220 and 221 for the selection of the required hoses. On demand the hose reels can also be supplied with a **spring brake kit** (see information at the end of this page!); please add suffix **"/HB"** to the article number (f. ex. 9070/HB)!



Art.no. **9777**  
Art.no. **9769**



Art.no. **9770**  
Art.no. **9764**



On demand the stainless steel hose reels can also be supplied in accordance with directive ATEX 2014/34/EU – group II – category 2.

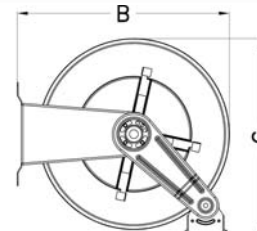
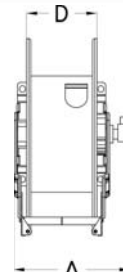
Art.no.	Material	Max working pressure	Connection threads IN - OUT	Internal diameter swivel joint	Max diameter hose	Max length hose 3/4" - 1"	Suitable pivoting wall bracket	Included swivel joint	Dimensions (A-B-C) (mm)	Spool width (D)	Weight
<b>9084</b>	Painted steel	100 bar	1" (M) - 1" (F)	20 mm	1"	20 m - 15 m	9777	9969	270x600x590	150 mm	27 kg
<b>9098</b>						25 m - 18 m			370x640x600	200 mm	30 kg
<b>9070</b>						30 m - 20 m			450x540x600	300 mm	38 kg
<b>9534</b>	Stainless steel AISI 304	100 bar	1" (M) - 1" (F)	20 mm	1"	20 m - 15 m	9770	9986	270x600x590	150 mm	27 kg
<b>9598</b>						25 m - 18 m			370x640x600	200 mm	30 kg
<b>9570</b>						30 m - 20 m			450x540x600	300 mm	38 kg

## OPTIONAL

### /HB Hydraulic spring brake kit (patented)

Safety device for the controlled rewind of hoses, installable on all spring-driven hose reel models, eliminating the dangers caused by an uncontrolled rewind or a sudden release of the hose when unwinded during its use.

Patent nr. 0001426967



Automatic rewind, spring-driven hose reel, **adjustable arms series with twin spring**, in painted steel or in stainless steel AISI 304, suitable for applications with high delivery rates and for hoses of max 50 m length (Ø hose 3/4") or max. 30 m length (Ø hose 1").

The hose reel is supplied without hoses and can be used with hoses for the supply of oils, antifreeze, grease, compressed air and water.

Please see catalogue pages 220 and 221 for the selection of the required hoses.

On demand the hose reels can also be supplied with a **spring brake kit** (see information at the end of this page!); please add suffix **"/HB"** to the article number (f. ex. 9085/HB)!

new



On demand the stainless steel hose reels can also be supplied in accordance with directive ATEX 2014/34/EU – group II – category 2.

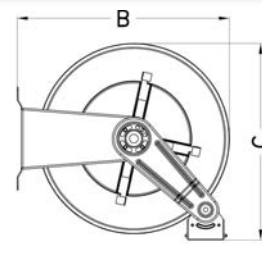
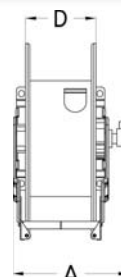
Art.no.	Material	Max working pressure	Connection threads IN - OUT	Internal ø swivel joint	Max diameter hose	Max length hose	Included swivel joint	Dimensions (A-B-C) (mm)	Spool width (D)	Weight
9085	Painted steel	100 bar	1" (M) - 1" (F)	20 mm	3/4"	40 m	9969	650x650x590	400 mm	50 kg
9068					50 m	52 kg				
9099					1"	30 m				50 kg
9585	Stainless steel AISI 304				3/4"	40 m	9986			50 kg
9588					50 m	52 kg				
9599					1"	30 m				50 kg

## OPTIONAL

### /HB Hydraulic spring brake kit (patented)

Safety device for the controlled rewind of hoses, installable on all spring-driven hose reel models, eliminating the dangers caused by an uncontrolled rewind or a sudden release of the hose when unwinded during its use.

Patent nr. 0001426967





Automatic rewind, spring-driven hose reel, **adjustable arms series**, in painted steel or in stainless steel AISI 304, suitable for applications with high delivery rates and for hoses of max 20 m length (Ø hose 1 1/4") or max. 15 m length (Ø hose 1 1/2").

The hose reel is supplied without hoses and can be used with hoses for the supply of oils, diesel, compressed air and water. From the inlet swivel joint the fluid flows through an interchangeable hose connection adapter assembly on which the hose is mounted (standard version galvanized steel, available **on demand also in stainless steel AISI 304 or AISI 316**).

Please see catalogue pages 220 and 221 for the selection of the required hoses.

On demand the hose reels can also be supplied with a **spring brake kit** (see information at the end of this page!); please add suffix **"/HB"** to the article number (f. ex. 9031/HB)!



On demand the stainless steel hose reels can also be supplied in accordance with directive ATEX 2014/34/EU – group II – category 2.

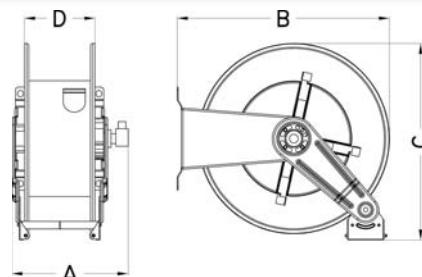
Art.no.	Material	Max working pressure	Connection threads IN - OUT	Internal ø swivel joint	Max diameter hose	Max length hose	Included swivel joint	Dimensions (A-B-C) (mm)	Spool width (D)	Weight
9031	Painted steel	20 bar	1 1/2" (M) - 1 1/2" (F)	25 mm	1 1/4"	8 m	9982	430x500x490	200 mm	18 kg
9038						20 m		590x670x670	400 mm	49 kg
9039				32 mm	1 1/2"	15 m	9983	590x670x670	400 mm	50 kg
9531	Stainless steel AISI 304			25 mm	1 1/4"	8 m	9982	430x500x490	200 mm	18 kg
9538						20 m		590x670x670	400 mm	49 kg
9539				32 mm	1 1/2"	15 m	9983	590x670x670	400 mm	50 kg

## OPTIONAL

### /HB Hydraulic spring brake kit (patented)

Safety device for the controlled rewind of hoses, installable on all spring-driven hose reel models, eliminating the dangers caused by an uncontrolled rewind or a sudden release of the hose when unwinded during its use.

Patent nr. 0001426967



Automatic rewind, spring-driven hose reel, **heavy duty series**, in painted steel or in stainless steel AISI 304, suitable for hoses of max 30 m length (Ø hose 3/4") or max. 25 m length (Ø hose 1").

The art.no. 9036 is equipped with a twin spring for a convenient hose rewind.

The hose reel is supplied without hoses and can be used with hoses for the supply of oils, antifreeze, diesel, compressed air and water at low pressure. Please see catalogue pages 220 and 221 for the selection of the required hoses.

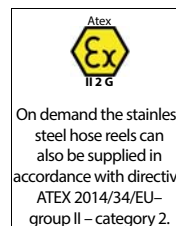
On demand the hose reels can also be supplied with a **spring brake kit** (see information at the end of this page!); please add suffix **"/HB"** to the article number (f. ex. 9034/HB)!




Art.no. **9768**  
Art.no. **9769**



Art.no. **9764**  
Art.no. **9765**



Art.no.	Material	Max working pressure	Connection threads IN - OUT	Internal diameter swivel joint	Max diameter hose	Max length hose 3/4" - 1"	Suitable pivoting wall bracket	Included swivel joint	Dimensions (A-B-C) (mm)	Spool width (D)	Weight
<b>9030</b>	Painted steel	100 bar	1" (M) - 1" (F)	20 mm	1"	12 m - 8 m	9768	9969	295x530x500	150 mm	21 Kg
<b>9034</b>						18 m - 15 m	9769		440x530x500	300 mm	24 Kg
<b>9036</b>						30 m - 25 m	-		500x530x540	400 mm	36 Kg
<b>9529</b>	Stainless steel AISI 304	100 bar	1" (M) - 1" (F)	20 mm	1"	12 m - 8 m	9765	9986	295x530x500	150 mm	21 Kg
<b>9525</b>						18 m - 15 m	9764		440x530x500	300 mm	24 Kg
<b>9536</b>						30 m - 25 m	-		500x530x540	400 mm	36 Kg

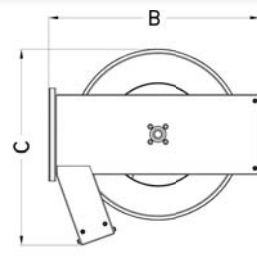
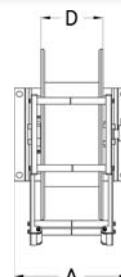


## OPTIONAL

### /HB Hydraulic spring brake kit (patented)

Safety device for the controlled rewind of hoses, installable on all spring-driven hose reel models, eliminating the dangers caused by an uncontrolled rewind or a sudden release of the hose when unwinded during its use.

**Patent nr. 0001426967**



Art.no. **9504**

Automatic rewind, spring-driven hose reel, **series THIN REEL**, in painted steel, suitable for hoses of max 8 m length (Ø hose 1/2") or max 15 m length (Ø hose 1/4").


The hose reel is supplied without hoses and can be used with hoses for the supply of oils, antifreeze, grease, compressed air and water.

Please see catalogue pages 220 and 221 for the selection of the required hoses.



Art.no. **9505**

Same as art.no. 9505, but equipped with wetted parts in stainless steel AISI 304, for the use with AdBlue®/DEF/AUS32 and water-based fluids, at low pressure.



Art.no.	Max working pressure	Connection threads IN - OUT	Max diameter hose	Max length hose 1/2" - 1/4"	Spool width	Material wetted parts	Dimensions (LxWxH) (mm)	Weight
<b>9504</b>	100 bar	1/2" (F) - 1/2" (M)	1/2"	8 - 15 m	75 mm	Brass	394x146x332	9 kg
<b>9505</b>	15 bar					Stainless steel AISI 304		



## Series THIN REEL Ø max 1/2" - up to 25 m length

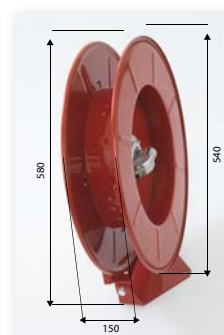
Art.no. **9060**

Automatic rewind, spring-driven hose reel, **series THIN REEL**, in painted steel, suitable for hoses of max 25 m length (Ø hose 1/2").

The innovative constructional design characterizes the models of this series which are particularly suitable in applications with limited space in width thanks to their overall width of max. 150 mm, f. ex. for the installation inside of compact cabinets.

This hose reel is equipped with a swivelling bracket which allows a rotation of 90° so that a laterally installed reel can be used then forward-facing and can be repositioned easily again after use.

Please see catalogue pages 220 and 221 for the selection of the required hoses.



Art.no.	Max working pressure	Connection threads IN - OUT	Internal diameter swivel joint	Max diameter hose	Max length hose	Spool width	Included swivel joint	Dimensions (LxWxH) (mm)	Weight
<b>9060</b>	200 bar	1/2" (M) - 1/2" (M)	12 mm	1/2"	25 m	120 mm	9952	150x540x580	14 Kg





LS series Ø max 1/2" up to 50 m length and Ø 1" up to 20 m length

Art.no. **9251 - 9252 - 9253 - 9256**



Manual, hand crank hose reel, **LS series**, in painted steel, suitable for hoses of max 50 m length in 1/2".

The hose reel is supplied without hoses and can be used with hoses for the supply of oils, antifreeze, grease, compressed air and water at low and high pressure.

Please see catalogue pages 220 and 221 for the selection of the required hoses.



Art.no. **9767**  
Art.no. **9768**

Art.no. **9254**



Manual, hand crank hose reel, **LS series**, in painted steel, suitable for hoses of max 12 m length in 1" or max 15 m length in 3/4".


The hose reel is supplied without hoses and can be used with hoses for the supply of diesel, compressed air and water at low pressure.

Please see catalogue pages 220 and 221 for the selection of the required hoses.



Art.no. **9773**

Art.no. **9255**



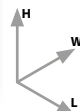
Manual, hand crank hose reel, **LS series**, in painted steel, suitable for hoses of max 20 m length in 1" or max 25 m length in 3/4".

The hose reel is supplied without hoses and can be used with hoses for the supply of diesel, compressed air and water at low pressure.

Please see catalogue pages 220 and 221 for the selection of the required hoses.

Art.no.	Max working pressure	Connection threads IN - OUT	Internal diameter swivel joint	Max diameter hose	Max length hose 1/4" - 3/8" - 1/2"	Spool width	Suitable pivoting wall bracket	Included swivel joint	Weight	Dimensions (LxWxH) (mm)
<b>9251</b>	600 bar	1/2" (M) - 1/2" (F)	10 mm	1/2"	25 m - 20 m - 15 m	120 mm	9767	9951	8 kg	280 x 530 x 480
<b>9252</b>					50 m - 35 m - 25 m	150 mm	9768		9 kg	
<b>9253</b>					70 m - 50 m - 35 m	200 mm	9773		12 kg	320 x 530 x 480
<b>9256</b>					100 m - 70 m - 50 m	400 mm	-		15 kg	

Art.no.	Max working pressure	Connection threads IN - OUT	Internal diameter swivel joint	Max diameter hose	Max length hose 3/4" - 1"	Spool width	Suitable pivoting wall bracket	Included swivel joint	Weight	Dimensions (LxWxH) (mm)
<b>9254</b>	100 bar	1" (M) - 1" (M)	20 mm	1"	15 m - 12 m	200 mm	9773	9969	12 kg	320 x 530 x 480
<b>9255</b>					25 m - 20 m	400 mm	-		15 kg	480 x 530 x 480





LSX series Ø max 1/2" up to 50 m length and Ø 1" up to 20 m length



Art.no. **9351 - 9352 - 9353 - 9356**

Manual, hand crank hose reel, **LSX series**, in stainless steel AISI 304, suitable for hoses of max. 50 m length in 1/2".

The hose reel is supplied without hoses and is recommended for the use with water at high and low pressure and with water-based fluids.

Please see catalogue pages 220 and 221 for the selection of the required hoses.



Art.no. **9760**  
Art.no. **9765**



Art.no. **9354**

Manual, hand crank hose reel, **LSX series**, in stainless steel AISI 304, suitable for hoses of max. 12 m length in 1" or max. 15 m length in 3/4".

The hose reel is supplied without hoses and is recommended for the use with water at medium and low pressure and with water-based fluids.

Please see catalogue pages 220 and 221 for the selection of the required hoses.



Art.no. **9765**



Art.no. **9355**

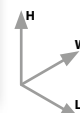
Manual, hand crank hose reel, **LSX series**, in stainless steel AISI 304, suitable for hoses of max. 20 m length in 1" or max. 25 m length in 3/4".

The hose reel is supplied without hoses and is recommended for the use with water at medium and low pressure and with water-based fluids.

Please see catalogue pages 220 and 221 for the selection of the required hoses.

Art.no.	Max working pressure	Connection threads IN - OUT	Internal diameter swivel joint	Max diameter hose	Max length hose 1/4" - 3/8" - 1/2"	Spool width	Suitable pivoting wall bracket	Included swivel joint	Weight	Dimensions (LxWxH) (mm)
<b>9351</b>	200 bar	1/2" (M) - 1/2" (F)	10 mm	1/2"	25 m - 20 m - 15 m	120 mm	9760	9963	8 kg	280 x 530 x 480
<b>9352</b>					50 m - 35 m - 25 m	150 mm	9765		9 kg	320 x 530 x 480
<b>9353</b>					70 m - 50 m - 35 m	200 mm	9765		12 kg	
<b>9356</b>					100 m - 70 m - 50 m	400 mm	-		15 kg	

Art.no.	Max working pressure	Connection threads IN - OUT	Internal diameter swivel joint	Max diameter hose	Max length hose 3/4" - 1"	Spool width	Suitable pivoting wall bracket	Included swivel joint	Weight	Dimensions (LxWxH) (mm)
<b>9354</b>	100 bar	1" (M) - 1" (M)	20 mm	1"	15 m - 12 m	200 mm	9765	9986	12 kg	320 x 530 x 480
<b>9355</b>					25 m - 20 m	400 mm	-		15 kg	480 x 530 x 480



Art.no. **9076 - 9576**

Hose reel, available in painted or in stainless steel AISI 304, with **electric 12 VDC - motor for hose rewind**. The motor is connected to an external reduction gear with clutch torque limiter. Suitable for hoses of max 100 m length in 1/2".

The hose reel is supplied without hoses and can be used with hoses for the supply of oils, grease, antifreeze, compressed air and water.

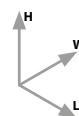
Optional: High frequency transmitter (433.9 MHz) with remote control to enable also an activation from a distance (= art. no. **8412**).



Technical data rewind system:

Voltage	Power	Torque electric motor	Current drain	Protection category	Rpm	Max torque reduction gear
12 VDC	200 W	0.6 N/m	20 A	IP 54 S2	2800	65 N/m

Art.no.	Hose reel material	Max working pressure	Connection threads IN - OUT	Max diameter hose	Max length hose 1/4" - 3/8" - 1/2"	Spool width	Included swivel joint	Weight	Dimensions (LxWxH) (mm)
<b>9076</b>	Painted steel	600 bar	1/2" (M) - 1/2" (F)	1/2"	130 m - 120 m - 100 m	400 mm	9951	52 kg	800x620x630
<b>9576</b>	Stainless steel AISI 304	200 bar					9963		



Art.no. **9079 - 9579**

Hose reel, available in painted or in stainless steel AISI 304, with **electric 12 VDC - motor for hose rewind**. The motor is connected to an external reduction gear with clutch torque limiter. Suitable for hoses of max 40 m length in 1".

The hose reel is supplied without hoses and can be used with hoses for the supply of diesel, compressed air and water.

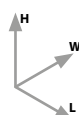
Optional: High frequency transmitter (433.9 MHz) with remote control to enable also an activation from a distance (= art. no. **8412**).



Technical data rewind system:

Voltage	Power	Torque electric motor	Current drain	Protection category	Rpm	Max torque reduction gear
12 VDC	200 W	0.6 N/m	20 A	IP 54 S2	2800	65 N/m

Art.no.	Hose reel material	Max working pressure	Connection threads IN - OUT	Internal diameter swivel joint	Max diameter hose	Max length hose 3/4" - 1"	Spool width	Included swivel joint	Weight	Dimensions (LxWxH) (mm)
<b>9079</b>	Painted steel	20 bar	1" (M) - 3/4" (F)	20 mm	1"	50 m - 40 m	400 mm	9969	58 kg	800x620x630
<b>9579</b>	Stainless steel AISI 304							9986	55 kg	



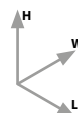
Art.no. **9072-9075-9572-9575**



Hose reel, available in painted or in stainless steel AISI 304, with hydraulic **motor with hydraulic motor for hose rewind**. Suitable for hoses of max 100 m length in 1/2" or max 40 m length in 1".

The hose reel is supplied without hoses and can be used with hoses for the supply of oils, grease, antifreeze, diesel, compressed air and water.

Art.no.	Hose reel material	Max working pressure	Connection threads IN - OUT	Internal diameter swivel joint	Max diameter hose	Max length hose 1/4" - 3/8" - 1/2"	Spool width	Included swivel joint	Weight	Dimensions (LxWxH) (mm)
<b>9072</b>	Painted steel	600 bar	1/2" (M) - 1/2" (F)	10 mm	1/2"	130 - 120 - 100 m	400 mm	9951	50 kg	800x620x630
<b>9572</b>	Stainless steel AISI 304	200 bar						9963		
Art.no.	Hose reel material	Max working pressure	Connection threads IN - OUT	Internal diameter swivel joint	Max diameter hose	Max length hose 3/4" - 1"	Spool width	Included swivel joint	Weight	Dimensions (LxWxH) (mm)
<b>9075</b>	Painted steel	20 bar	1" (M) - 3/4" (F)	20 mm	1"	50 m - 40 m	400 mm	9969	50 kg	800x620x630
<b>9575</b>	Stainless steel AISI 304							9986		



Art.no. **9089**

Electro-hydraulic control kit, provided for the installation on the hydraulic motor of hose reels art. nos. 9072 - 9075 - 9572 - 9575, composed of electric gear pump, electric control switchboard, 5 m inlet and outlet hoses, 16 l - container and pressure regulating valve.



Pressure regulating valve for the control of the rewind strength.



Art. no.	Rewind pressure	Adjustment range	Voltage	Capacity oil container	Weight
<b>9089</b>	20 bar	0.5 - 20 bar	230 VAC	16 l	16 kg

## Art.no. 9270

Automatic rewind, spring-driven hose reel, in painted steel, provided for the installation of max 10 m – twin hose in 1/2", with hose inlet connection fittings, suitable to connect welding equipment.

The hose reel is supplied without hoses and can be used with twin hoses (blue - red) for welding gases oxygen and acetylene in SBR/EPDM according to norm EN 559:1994.



## Art.no. 9270X

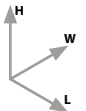
Automatic rewind, spring-driven hose reel, in stainless steel AISI 304, provided for the installation of max 10 m – twin hose in 1/2", with hose inlet connection fittings, suitable to connect welding equipment.

The hose reel is supplied without hoses and can be used with twin hoses (blue - red) for welding gases oxygen and acetylene in SBR/EPDM according to norm EN 559:1994.



Art.no. 9270X

Art.no.	Hose reel material	Max working pressure	Connection threads IN - OUT	Max length hose	Max operating temperature	Weight	Dimensions (LxWxH) (mm)
9270	Painted steel	200 bar	1/2" BSP (M-F)	10 m	90°C	18 kg	280x610x640
9270X	Stainless steel AISI 304						



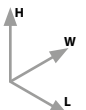
## Art.no. 9418

Automatic rewind, spring-driven hose reel, in painted steel, with 20 m – twin hose (blue - red) in 5/16" - 2 x 8 mm for welding gases oxygen and acetylene (in SBR/EPDM according to norm EN 559:1994 max 20 bar - 90°C), hose inlet connection fittings, shaft and swivel joint in brass; suitable to connect welding equipment.

On demand also available in stainless steel AISI 304.



Art.no.	Hose reel material	Max working pressure	Connection threads IN - OUT	Max length hose	Spool width	Weight	Dimensions (LxWxH) (mm)
9418	Painted steel	20 bar	3/8" BSP (F-F)	20 m	150 mm	32 kg	280x610x640





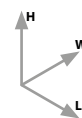
Art.no. **9078**

Automatic rewind, spring-driven hose reel, in painted steel, provided for the suction of air or dust through suitable hoses with int.  $\varnothing$  50 mm (2") and a max length of 20 m. The hose reel is supplied without hose.

On demand the required hoses are also available.



Art.no.	Connection IN - OUT	Hose reel material	Weight	Dimensions (LxWxH) (mm)
<b>9078</b>	Int. $\varnothing$ 50 mm	Carbon steel	40 kg	600 x 700 x 800



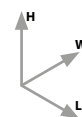
Art.no. **9578**

Automatic rewind, spring-driven hose reel, in stainless steel AISI 304, provided for the suction of air or dust through suitable hoses with int.  $\varnothing$  50 mm (2") and a max length of 20 m. The hose reel is supplied without hose.

On demand the required hoses are also available.



Art.no.	Connection IN - OUT	Hose reel material	Weight	Dimensions (LxWxH) (mm)
<b>9578</b>	Int. $\varnothing$ 50 mm	Stainless steel AISI 304	40 kg	600 x 700 x 800



## Art.no. 9210



Automatic rewind, spring-driven hose reel, in painted steel, provided for exhaust extraction, with crush proof hose in different diameters and lengths, hose stop bumper and beak nozzle with diaphragm lid.

Art.no.	Suitable for hose diameter	Max hose length
<b>9210/7510</b>	Ø 75 mm	10 m
<b>9210/7515</b>		15 m
<b>9210/10010</b>	Ø 100 mm	10 m
<b>9210/10015</b>		15 m
<b>9210/12510</b>	Ø 125 mm	10 m
<b>9210/125125</b>		12.5 m
<b>9210/15010</b>	Ø 150 mm	10 m

## Art.no. 9212



Automatic rewind, spring-driven hose reel, in painted steel, provided for exhaust extraction, with electric centrifugal fan, crush proof hose in different diameters and lengths, hose stop bumper and beak nozzle with diaphragm lid.

Art.no.	Suitable for hose diameter	Max hose length	Power	Voltage
<b>9212/6010</b>	Ø 60 mm	10 m	0.37 kW	380 VAC - 50 Hz
<b>9212/7510</b>	Ø 75 mm		15 m	
<b>9212/7515</b>				
<b>9212/10010</b>	Ø 100 mm	10 m		
<b>9212/10015</b>		15 m		
<b>9212/12510</b>	Ø 125 mm	10 m		
<b>9212/125125</b>		12.5 m		
<b>9212/15010</b>	Ø 150 mm	10 m	1.1 kW	

## Art.no. 9214



Miniset with electric centrifugal fan, double crush proof hose in different diameters and lengths, hose stop bumper and beak nozzle with diaphragm lid, provided for exhaust extraction, suitable for the use in 1 or 2 posts.

Art.no.	Suitable for hose diameter	Max hose length	Power	Voltage
<b>9214/7510</b>	Ø 75 mm	10 m	0.75 kW	380 VAC - 50 Hz
<b>9214/7515</b>		15 m		
<b>9214/10010</b>	Ø 100 mm	10 m		
<b>9214/10015</b>		15 m		
<b>9214/12510</b>	Ø 125 mm	10 m		
<b>9214/125125</b>		12.5 m		
<b>9214/15010</b>	Ø 150 mm	10 m	1.1 kW	

## Art.no. 9216 - 9218



Wall-mounted exhaust extraction system for one or two working places. Each unit includes an electric centrifugal fan with backward blade fan rotor, double crush proof hose in different diameters and lengths, hose stop bumper and beak nozzle with diaphragm lid.

Art.no.	Suitable for hose diameter	Max hose length	Power	Voltage
<b>9216/75075</b>	Ø 75 mm	7.5 m	0.75 kW	380 VAC - 50 Hz
<b>9216/7510</b>		10 m		
<b>9216/100075</b>	Ø 100 mm	7.5 m		
<b>9216/10010</b>		10 m		
<b>9218/75075</b>	Ø 75 mm	7.5 m	1.1 kW	
<b>9218/7510</b>		10 m		
<b>9218/100075</b>	Ø 100 mm	7.5 m		
<b>9218/10010</b>		10 m		

Plastic enclosures suitable for hose reel art. no. 9013; by mounting these enclosures it is possible to create a hose reel battery, improving the esthetic effect.



Art.no. **9780**

Right side cover, including all mounting accessories.

Art.no. **9781**

Left side cover, including all mounting accessories.



Art.no. **9779**

Distance cover, for the mounting in between the hose reels, including all mounting accessories.



Art.no. **8526**

Art.no. **8534**

Hose reel mounting channel, for the mounting of hose reels on wall or ceiling.  
Length 880 mm (art. no. 8526)  
Length 1350 mm (art. no. 8534)



Art.no. **03 9013**

Metal counter bracket with fixing screws, for the mounting of hose reels on the wall or on the ceiling in combination with hose reel mounting channels art. nos. 8526 and 8534. For each hose reel one counter bracket is required.



Suitable for the adjustment of the desired hose length outside the reel and for stopping the hose at the required position when rewinding.



Art.no.	ø hose	ø bumper (mm)
<b>9940</b>	3/4"	26
<b>9941</b>	1"	33
<b>9942</b>	1/4"	15
<b>9943</b>	3/8"	17
<b>9944</b>	1/2"	20

Hose stop bumpers in other dimensions are available, depending on the hose to be mounted on the reel.

90° - high pressure swivel joints in galvanized steel for the use with painted hose reel models for hoses up to 1/2".

Art.no. **9951** Recommended for usual pressure applications with grease or oils (this is the standard swivel joint mounted on all painted steel hose reels for the use with grease up to 1/2").

Art.no. **9952** Recommended for applications with mineral oils and compressed air (this is the standard swivel joint mounted on all painted steel hose reels for the use with oils up to 1/2").

Art.no. **9953** Recommended for applications with glycol and brake fluid.



Art.no.  
**9951**



Art.no.  
**9952**



Art.no.  
**9953**

Art. no.	Connection threads IN - OUT	Max working pressure	Max temperature	Internal diameter inlet swivel joint	Gaskets
<b>9951</b>	1/2" BSP (M)	600 bar	60° C	10 mm	PUR
<b>9952</b>	1/2" BSP (M)	200 bar	60° C	12 mm	PUR
<b>9953</b>	1/2" BSP (M)	200 bar	150° C	10 mm	EPDM

90° - high pressure swivel joints in galvanized steel for the use with painted steel hose reel models for hoses up to 1".

Recommended for high pressure applications with fluid lubricants.



Art.no. **9979**



Art.no. **9969**

Art. no.	Connection threads IN - OUT	Max working pressure (*)	Max temperature	Internal diameter inlet swivel joint	Gaskets
<b>9969</b>	1" BSP (M)	100 bar	100° C	20 mm	FPM
<b>9979</b>	1" BSP (M)	200 bar	100° C	20 mm	FFKM

(\*) Static pressure

High pressure swivel joint, 90° - type, in galvanized steel, with ball valve, self-lubricating.



Art. no.	Connection threads IN - OUT	Max static pressure	Max dynamic pressure	Max flow rate
<b>6697</b>	3/4" BSP (M) - 3/4" BSP (F)	310 bar	200 bar	120 l/min



High pressure swivel joint, straight type, in galvanized steel, with ball valve, self-lubricating.

Art. no.	Connection threads IN - OUT	Max static pressure	Max dynamic pressure	Max flow rate
<b>6692</b>	3/4" BSP (M) - 3/4" BSP (F)	310 bar	200 bar	120 l/min

Straight low pressure swivel joints in brass / free cutting steel. Recommended for applications with oils, diesel and compressed air.



Art.no.  
**2107/11**



Art.no.  
**2107/10**



Art.no.  
**2107/09**



Art.no.  
**2107/35**



Art.no.  
**2107/34**

Art. no.	Connection threads IN - OUT	Max working pressure	Max temperature	Internal diameter inlet swivel joint	Gaskets
<b>2107/34</b>	3/4" BSP (M) - 1" BSP (F)	20 bar	60° C	20 mm	NBR
<b>2107/35</b>	3/4" BSP (M) - 1" BSP (M)	20 bar	60° C	20 mm	NBR
<b>2107/09</b>	1" BSP (M) - 1" BSP (M)	20 bar	60° C	20 mm	NBR
<b>2107/10</b>	1" BSP (M) - 1" BSP (F)	20 bar	60° C	20 mm	NBR
<b>2107/11</b>	1 1/4" BSP (M) - 1" BSP (M)	20 bar	60° C	25 mm	NBR





90° - high pressure swivel joints in stainless steel for the use with hose reel models for hoses up to 1/2".

Recommended for applications with water, AdBlue®/DEF/AUS32, glycol, other fluids compatible with this type of steel and compressed air.

The standard swivel joint mounted on all stainless steel hose reels in 1/2" is art. no. 9963.

Art. no.	Connection threads IN - OUT	Max working pressure	Max temperature	Internal diameter inlet swivel joint	Gaskets	Material swivel joint body
<b>9955</b>	M 22 x1.5	200 bar	150° C	10 mm	EPDM	Stainless steel AISI 303
<b>9961</b>	1/2" BSP (M)	400 bar	200° C	10 mm	FFKM	Stainless steel AISI 303
<b>9962</b>	1/2" BSP (M)	400 bar	200° C	10 mm	FFKM	Stainless steel AISI 316
<b>9963</b>	1/2" BSP (M)	200 bar	150° C	10 mm	EPDM	Stainless steel AISI 303
<b>9964</b>	1/2" BSP (F)	200 bar	150° C	10 mm	EPDM	Stainless steel AISI 303
<b>9966</b>	1/2" BSP (M)	600 bar	200° C	10 mm	FFKM	Stainless steel AISI 303
<b>9967</b>	1/2" BSP (M)	200 bar	150° C	12 mm	EPDM	Stainless steel AISI 303



90° - high pressure swivel joints in stainless steel for the use with hose reel models for hoses up to 1".

Recommended for applications with water, AdBlue®/DEF/AUS32, glycol, other fluids compatible with this type of steel and compressed air.

The standard swivel joint mounted on all stainless steel hose reels in 1" is art. no. 9986.



Art. no.	Connection threads IN - OUT	Max working pressure (*)	Max temperature	Internal diameter inlet swivel joint	Gaskets	Material swivel joint body
<b>9986</b>	1" BSP (M)	100 bar	100° C	20 mm	FPM	Stainless steel AISI 303
<b>9987</b>	1" BSP (M)	200 bar	100° C	22 mm	FFKM	Stainless steel AISI 303
<b>9981</b>	1" BSP (M)	200 bar	100° C	22 mm	FFKM	Stainless steel AISI 316

(\*) Static pressure



Interchangeable fluid shaft suitable for installation in hose reels in dimension 1/2".

They are available in galvanized and stainless steel AISI 304. In combination with the swivel joints of catalogue pages 216 and 218 they enable the use of a painted steel hose reel model also for fluids that require wetted parts in stainless steel (f. ex. water, AdBlue®/DEF/AUS32), just by changing the components which are in contact with the fluid.



## Explanation:

**EPDM:** Etilene Propylene Diene Monomer

**FPM:** GFluoro rubber (Viton®)

**FFKM:** Perfluorinated rubber (Kalrez®)

**PUR:** Polyester Urethane rubber (Vulkollan®)

Art. no.	Inlet connection thread	Outlet connection thread	Internal diameter inlet swivel joint	Material swivel joint body
<b>9988</b>	3/4" BSP (F)	1/2" BSP (M)	12 mm	Galvanized steel
<b>9989</b>	3/4" BSP (F)	1/2" BSP (M)	12 mm	Stainless steel AISI 304



Art.no. **9992**  
Art.no. **9994**



Art.no. **9991**  
Art.no. **9993**

Hose connection adapters with fluid shaft suitable for installation in hose reels in dimension 1"; this special component facilitates the connection of the hose and assures a more effective fluid supply.

They are available in galvanized and stainless steel AISI 304. In combination with the swivel joints of catalogue pages 216 and 217 they enable the use of a painted steel hose reel model also for fluids that require wetted parts in stainless steel (f. ex. water, AdBlue®/DEF/AUS32), just by changing the components which are in contact with the fluid.

ATTENTION: for a better choice, please contact our technical department specifying the diameter of the hose reel.



Art. no.	Inlet connection thread	Outlet connection thread	Internal diameter inlet swivel joint	Material swivel joint body
<b>9991</b>	1" BSP (F)	3/4" BSP (M)	19 mm	Galvanized steel
<b>9992</b>	1" BSP (F)	1" BSP (M)	20 mm	Galvanized steel
<b>9993</b>	1" BSP (F)	3/4" BSP (M)	19 mm	Stainless steel AISI 304
<b>9994</b>	1" BSP (F)	1" BSP (M)	20 mm	Stainless steel AISI 304

Gooseneck assemblies with fluid shaft suitable for installation in hose reels in dimension 1"; this special component facilitates the connection of the hose and assures a more effective fluid supply.

They are available in galvanized and stainless steel AISI 304. In combination with the swivel joints of catalogue pages 216 and 217 they enable the use of a painted steel hose reel model also for fluids that require wetted parts in stainless steel (f. ex. water, AdBlue®/DEF/AUS32), just by changing the components which are in contact with the fluid.



Art.no. **9949**



Art.no. **9948**  
Art.no. **9997**



Art.no. **9947**  
Art.no. **9996**



Art. no.	Inlet connection thread	Outlet connection thread	Internal diameter inlet swivel joint	Material swivel joint body
<b>9947</b>	1" BSP (F)	3/4" BSP (M)	19 mm	Galvanized steel
<b>9948</b>	1" BSP (F)	1" BSP (M)	20 mm	Galvanized steel
<b>9949</b>	1" BSP (F)	1 1/4" BSP (M)	25 mm	Galvanized steel
<b>9996</b>	1" BSP (F)	3/4" BSP (M)	19 mm	Stainless steel AISI 304
<b>9997</b>	1" BSP (F)	1" BSP (M)	20 mm	Stainless steel AISI 304

Low pressure swivel joints, suitable for hose reels in 1 1/4" and 1 1/2", with fixed fluid shaft and swivelling support, gooseneck assembly and hose tail connections ø 33 mm and ø 38 mm.



Art.no. **9983**



Art.no. **9982**



## Explanation:



**EPDM:** Etilene Propylene Diene Monomer


**FPM:** GFluoro rubber (Viton®)


**FFKM:** Perfluorinated rubber (Kalrez®)


**PUR:** Polyester Urethane rubber (Vulkollan®)



Art. no.	Connection threads	Max working pressure	Max temperature	Internal ø inlet swivel joint	Gaskets	Material swivel joint body
<b>9982</b>	1 1/4" BSP (M)	10 bar	100° C	26 mm	FPM	AISI 303
<b>9983</b>	1 1/2" BSP (M)	10 bar	100° C	33 mm	FPM	AISI 303



Art. no.	Thread dimensions	Thread type	Description	Type
<b>4223</b>	1/4" x 1/4"	<b>BSP</b>	Double male connection adapter in galvanized steel.	
<b>9910</b>	1/2" x 1/2"			
<b>9911</b>	1/2" x 3/8"			
<b>9912</b>	1/2" x 1/4"			
<b>9915</b>	1/2" x 3/4"			
<b>9924</b>	1" x 3/4"			
<b>9925</b>	3/4" x 3/4"			
<b>9927</b>	1" x 1"			
<b>9928</b>	1" x 1/2"	<b>BSP</b>	Double male connection adapter in stainless steel.	
<b>9999</b>	1 1/4" x 1"			
<b>9908</b>	1/2" x 1/2"			
<b>9909</b>	1/2" x 3/8"			
<b>9907</b>	1/2" x 3/4"			
<b>9917</b>	3/4" x 3/4"			
<b>9920</b>	1" x 1"			
<b>9919</b>	1/2" - 22x1,5			


Art. no.	Thread dimensions	Thread type	Description	Type
<b>4223N</b>	1/4" x 1/4"	<b>BSP - NPT</b>	Double male connection adapter in galvanized steel.	
<b>9910N</b>	1/2" x 1/2"			
<b>9911N</b>	1/2" x 3/8"			
<b>9912N</b>	1/2" x 1/4"			
<b>9915N</b>	1/2" x 3/4"			
<b>9924N</b>	1" x 3/4"			
<b>9904N</b>	3/4" x 3/4"			
<b>9927N</b>	1" x 1"			
<b>9928N</b>	1" x 1/2"	<b>BSP - NPT</b>	Double male connection adapter in stainless steel.	
<b>9999N</b>	1 1/4" x 1"			
<b>9908N</b>	1/2" x 1/2"			
<b>9909N</b>	1/2" x 3/8"			
<b>9907N</b>	1/2" x 3/4"			
<b>9917N</b>	3/4" x 3/4"			
<b>9920N</b>	1" x 1"			
<b>9919N</b>	1/2" - 22x1,5			


Art. no.	Thread dimensions	Thread type	Description	Type
<b>4229</b>	1/4" x 1/4"	<b>BSP</b>	Male - Female swivel connection adapter in galvanized steel.	
<b>9901</b>	1/2" x 1/2"			

Art. no.	Thread dimensions	Thread type	Description	Type
<b>4229N</b>	1/4" x 1/4"	<b>BSP - NPT</b>	Male - Female swivel connection adapter in galvanized steel.	
<b>9901N</b>	1/2" x 1/2"			

Art. no.	Thread dimensions	Thread type	Description	Type
<b>4231</b>	1/4" x 1/4"	<b>BSP</b>	Male - Female connection adapter in galvanized steel.	
<b>9905</b>	1/2" x 1/4"			
<b>9906</b>	1/2" x 3/8"			
<b>9902</b>	1/2" x 1/2"			
<b>9903</b>	1/2" x 3/4"			
<b>9916</b>	1/2" x 1/2"	<b>BSP</b>	Female - Female connection adapter in galvanized steel.	

Art. no.	Thread dimensions	Thread type	Description	Type
<b>4231N</b>	1/4" x 1/4"	<b>BSP - NPT</b>	Male - Female connection adapter in galvanized steel.	
<b>9905N</b>	1/2" x 1/4"			
<b>9906N</b>	1/2" x 3/8"			
<b>9902N</b>	1/2" x 1/2"			
<b>9903N</b>	1/2" x 3/4"			
<b>9916N</b>	1/2" x 1/2"	<b>BSP - NPT</b>	Female - Female connection adapter in galvanized steel.	


Art. no.	Thread dimensions	Thread type	Description	Type
<b>4232</b>	1/4" x 1/4"	<b>BSP</b>	90°- curved Male - female connection adapter, in galvanized steel.	
<b>9939</b>	1/2" x 1/2"			

Art. no.	Thread dimensions	Thread type	Description	Type
<b>4232N</b>	1/4" x 1/4"	<b>BSP - NPT</b>	90°- curved Male - female connection adapter, in galvanized steel.	
<b>9939N</b>	1/2" x 1/2"			

new

Hydraulic quick couplings and quick connectors male/female with BSP or NPT - connection threads.

Art. no. M + F	Art. no. M	Art. no. F	Thread dimension	Thread type	Type
<b>4222</b>	<b>4222M</b>	<b>4222F</b>	1/4"	<b>BSP</b>	
<b>2261</b>	<b>2261M</b>	<b>2261F</b>	1/2"		
<b>2262</b>	<b>2262M</b>	<b>2262F</b>	3/8"		
<b>2263</b>	<b>2263M</b>	<b>2263F</b>	3/4"		
<b>2264</b>	<b>2264M</b>	<b>2264F</b>	1"		

Art. no. M	Art. no. F	Thread dimension	Thread type	Type
<b>4222M/NPT</b>	<b>4222F/NPT</b>	1/4"	<b>NPT</b>	
<b>2261M/NPT</b>	<b>2261F/NPT</b>	1/2"		
<b>2262M/NPT</b>	<b>2262F/NPT</b>	3/8"		
<b>2263M/NPT</b>	<b>2263F/NPT</b>	3/4"		
<b>2264M/NPT</b>	<b>2264F/NPT</b>	1"		



High pressure rubber hoses in accordance with SAE 100 R1AT, with swaged female BSP connection threads (swivel nuts), suitable for the supply of **oils** and **diesel** at high pressure.

Internal structure in oil-resistant, synthetic rubber, coating in rubber highly resistant to abrasion, ozone and atmospheric influences. Reinforcement: 1 steel wire braided, highly resistant layer.



Art. no.	Nominal diameter	Internal diameter	External diameter	Working pressure	Burst pressure	Min bending radius	Working temperature (min/max)	Weight
<b>37XX</b>	3/8"	10 mm	17.4 mm	180 bar	720 bar	130 mm	-40/+100°C	0.33 kg/m
<b>287XX</b>	1/2"	12.7 mm	20.6 mm	160 bar	640 bar	180 mm	-40/+100°C	0.43 kg/m
<b>289XX</b>	3/4"	19.0 mm	27.7 mm	105 bar	420 bar	240 mm	-40/+100°C	0.61 kg/m
<b>2895XX</b>	1"	25.4 mm	35.6 mm	88 bar	350 bar	300 mm	-40/+100°C	0.94 kg/m

**XX**= stands for the required hose length in meters (f. ex. 287**15** = 15 m)

High pressure rubber hoses in accordance with SAE 100 R2AT, with swaged female BSP connection threads (swivel nuts), suitable for the supply of **grease** and **water** at high pressure.

Internal structure in oil-resistant, synthetic rubber, coating in rubber highly resistant to abrasion, ozone and atmospheric influences. Reinforcement: 2 steel wire braided, highly resistant layers.



Art. no.	Nominal diameter	Internal diameter	External diameter	Working pressure	Burst pressure	Min bending radius	Working temperature (min/max)	Weight
<b>45XX</b>	1/4"	6.4 mm	15 mm	400 bar	1600 bar	100 mm	-40/+100°C	0.36 kg/m
<b>47XX</b>	3/8"	9.5 mm	19 mm	330 bar	1320 bar	130 mm	-40/+100°C	0.53 kg/m
<b>48XX</b>	1/2"	12.7 mm	22.2 mm	275 bar	1100 bar	180 mm	-40/+100°C	0.63 kg/m
<b>488XX</b>	3/4"	19 mm	29.3 mm	215 bar	850 bar	240 mm	-40/+100°C	0.92 kg/m
<b>4885XX</b>	1"	25.4 mm	38.1 mm	165 bar	650 bar	300 mm	-40/+100°C	1.38 kg/m

**XX**= stands for the required hose length in meters (f. ex. 45**15** = 15 m)

High pressure, **blue antistaining rubber hoses**, in accordance with SAE 100 R2AT, with swaged female BSP connection threads (swivel nuts), suitable for the supply of **water** at high pressure (f. ex. in combination with high pressure cleaners).

Internal structure in oil-resistant, synthetic rubber, coating in rubber highly resistant to abrasion, ozone and atmospheric influences. Reinforcement: 2 steel wire braided, highly resistant layers.



Art. no.	Nominal diameter	Internal diameter	External diameter	Working pressure	Burst pressure	Min bending radius	Working temperature (min/max)	Weight
<b>46XXAM</b>	5/16"	7.9 mm	15 mm	400 bar	1600 bar	85 mm	-10/+160°C	0.36 kg/m
<b>47XXAM</b>	3/8"	9.5 mm	18 mm			90 mm		0.46 kg/m
<b>48XXAM</b>	1/2"	12.7 mm	22.2 mm			100 mm		0.63 kg/m

**XX**= stands for the required hose length in meters (f. ex. 46**15AM** = 15 m)

Low pressure rubber hoses in accordance with SAE 100 R6 – DIN EN 854, with swaged female BSP connection threads (swivel nuts), suitable for the supply of **diesel** and **water** at low pressure.

Internal structure in oil-resistant, synthetic rubber, coating in rubber highly resistant to abrasion, ozone and atmospheric influences. Reinforcement: 1 textile braided and 1 steel wire braided layer.



Art. no.	Nominal diameter	Internal diameter	External diameter	Working pressure	Burst pressure	Min bending radius	Working temperature (min/max)	Weight
<b>288XX</b>	3/4"	19 mm	26 mm	17 bar	97 bar	140 mm	-40/+100°C	0.32 kg/m
<b>2896XX</b>	1"	25 mm	32 mm	17 bar	97 bar	152 mm	-40/+100°C	0.43 kg/m
<b>2897XX</b>	1 1/4"	32 mm	43 mm	10 bar	40 bar	185 mm	-40/+100°C	1.02 kg/m
<b>28997XX</b>	1 1/2"	38 mm	50 mm	10 bar	40 bar	225 mm	-40/+100°C	1.60 kg/m

**XX**= stands for the required hose length in meters (f. ex. 288**15** = 15 m)



Low pressure synthetic rubber hoses with swaged female BSP connection threads (swivel nuts) in brass (on demand also in stainless steel), suitable for the use with **hot water** in food industry applications.

Internal structure white, food industry – qualified synthetic rubber, coating in blue rubber highly resistant to abrasion, heat, ozone and atmospheric influences. Reinforcement with highly resistant synthetic cord. In accordance with FDA food industry standards.



Art. no.	Nominal diameter	Internal diameter	External diameter	Working pressure	Burst pressure	Min bending radius	Working temperature (min/max)	Weight
<b>187XX</b>	1/2"	12 mm	22 mm	10 bar	30 bar	100 mm	-30/+120°C	0.3 kg/m
<b>189XX</b>	3/4"	19 mm	31 mm			112 mm		0.7 kg/m
<b>1896XX</b>	1"	25 mm	37 mm			152 mm		0.9 kg/m

**XX**= stands for the required hose length in meters (f. ex. 18715 = 15 m)

new

Low pressure hoses in hydrocarbon resistant black rubber with swaged female BSP connection threads (swivel nuts), suitable for the use with **petrol, unleaded petrol and diesel** in accordance with norm **EN 1360 type 1 ISO 1307**.

Smooth internal structure in black nitrile rubber, resistant to hydrocarbons. Cover in conductive black rubber, highly resistant to oils, abrasion, ozone and atmospheric influences. Reinforcement with high tenacity textile inserts and antistatic copper cord



Art. no.	Nominal diameter	Internal diameter	External diameter	Working pressure	Burst pressure	Min bending radius	Working temperature (min/max)	Weight
<b>2861XX</b>	1/2"	12.7 mm	21.5 mm	16 bar	48 bar	50 mm	-30/+55°C	0.29 kg/m
<b>2863XX</b>	3/4"	19 mm	29 mm			95 mm		0.48 kg/m
<b>2864XX</b>	1"	25.4 mm	36.5 mm			130 mm		0.69 kg/m

**XX**= stands for the required hose length in meters (f. ex. 286115 = 15 m)

Low pressure hoses in hydrocarbon resistant black rubber with swaged female BSP connection threads (swivel nuts), suitable for the use with **fuels and petrol** in accordance with norm **EN 1761**. Smooth internal structure in black rubber, resistant to hydrocarbons with an aromatic content of not more than 60 % and unleaded petrol with a max MTBE - content of 5 %. Cover in conductive black rubber, highly resistant to abrasion, ozone and atmospheric influences. Reinforcement with highly resistant synthetic cord. Resistant to inflammability in accordance with code of practice for flammable fluids TRbF 131, part 2, no. 5.5.



Art. no.	Nominal diameter	Internal diameter	External diameter	Working pressure	Burst pressure	Min bending radius	Working temperature (min/max)	Weight
<b>2894XX</b>	1"	25 mm	38 mm	18 bar	81 bar	182 mm	-30/+70°C	0.85 kg/m

**XX**= stands for the required hose length in meters (f. ex. 289415 = 15 m)

Low pressure synthetic EPDM rubber hoses with swaged female BSP connection threads (swivel nuts) in stainless steel, suitable for the use with **AdBlue®/DEF/AUS32, water at low and high temperatures, chemical fluids, acids, glycol and compressed air** at low pressure. Internal structure in conductive black rubber, cover in black rubber, highly resistant to abrasion, heat, ozone and atmospheric influences. Reinforcement with highly resistant synthetic cord. In accordance with norm BS 2050:1978.



Art. no.	Nominal diameter	Internal diameter	External diameter	Working pressure	Burst pressure	Min bending radius	Working temperature (min/max)	Weight
<b>2898XX</b>	1/2"	13 mm	21 mm	20 bar	60 bar	100 mm	-40/+120°C	0.26 kg/m
<b>2899XX</b>	3/4"	19 mm	30 mm			112 mm		0.57 kg/m

**XX**= stands for the required hose length in meters (f. ex. 289815 = 15 m)

Low pressure, blue PVC – hoses with swaged female BSP connection threads (swivel nuts) in brass, suitable for the use with **compressed air and water** at low pressure. Reinforcement with highly break resistant polyester cord.



Art. no.	Nominal diameter	Internal diameter	External diameter	Working pressure	Burst pressure	Min bending radius	Working temperature (min/max)	Weight
<b>38XX</b>	3/8"	10 mm	16.5 mm	40 bar	120 bar	80 mm	-15 / +50°C	0.19 kg/m
<b>277XX</b>	1/2"	13 mm	20 mm	40 bar	120 bar	100 mm	-15 / +50°C	0.25 kg/m
<b>399XX</b>	3/4"	19 mm	28 mm	40 bar	120 bar	112 mm	-15 / +50°C	0.47 kg/m
<b>3995XX</b>	1"	25 mm	36 mm	20 bar	60 bar	152 mm	-15 / +50°C	0.84 kg/m

**XX**= stands for the required hose length in meters (f. ex. 3815 = 15 m)

### DOSAMIX – System for the dosing and proportional, automated mixing of antifreeze, lubricating oils or emulsions.

The system is based upon the proportional dosing - regulated by solenoid valves - of two fluids that shall be mixed and whose flow is measured by two meters with pulse transmitters which are monitored by the electronic control unit that keeps a constant balance of the preset mixture percentages. The electronic control allows to adapt the configuration exactly to the individual installation requirements.

The system offers the following benefits:

- Wide range of presettable mixture percentages from 0.5 % - 50 % with a high accuracy of  $\pm 0.5$  %.
- Constant concentrations with the possibility to store and to monitor 8 different mixing degrees.
- Manual dispense or dispense of preset quantities by using a keypad or automatically through pulses activated by installed level gauges (min. – max) installed in the storage containers of the mixed fluids.
- Optional use of "CONTINUOUS" mode or "TIME PRESET" mode from min. 1 min. up to 12 hours.
- Automatic pump stop by means of installed level gauges which give a signal to interrupt the pump function as soon as the minimum level in the storage container of the mixed fluid has been reached.
- Monitoring by means of the "REPORT" function which starts the print of statistics comparing the really achieved dosage values with the preset values of all the preset transactions.




Art.no. **8403**

Kit **DOSAMIX** suitable for the mixture of a fluid with water in concentrations from 0.5 % until 50 %.

The kit is composed of:

- Mixing unit with keypad, art. no. 8400
- Wall mounting bracket, art. no. 8417
- Transformer / stabilizer 230 VAC – 12 VDC for the power supply, art. no. 6528
- 1:1 - pneumatic pump, art. no. 2047.

The fluids must enter into the mixing unit with a pressure of min. 3 bar. In the standard version only 1 pump is included, so that it is necessary to make sure that the second fluid to be mixed is dispensed with sufficient pressure, otherwise another pump must be provided in the installation.



Art.no. **8407**

The installation of the kit DOSAMIX on the mounting shelves of series Tank Service Base permit to create an autonomous unit for the mixture of a fluid with water in concentrations from 0.5 % until 50 %.

The kit is composed of:

- Mixing unit with keypad, art. no. 8400
- Transformer / stabilizer 230 VAC – 12 VDC for the power supply, art. no. 6528
- 1:1 - pneumatic pump, art. no. 2047
- Mounting shelf with spill containment pallet, art. no. 8525.

Art.no. **8415**

Storage kit for the ready mixed fluids, consisting of a double wall storage tank with 400 l capacity (art. no. 8217/400), a 1:1 - pneumatic pump with a delivery of approx. 25 l/min, a high level and a low level probe.

The kit is supposed to be installed in between the mixing unit DOSAMIX and the dispensing point. Like that it serves as an intermediate storage container for the required, mixed fluid and it helps to increase the efficiency for refilling since the pump guarantees a fast dispense to the dispensing point.

Art.no. **8415**



**Art.no. 6643**  
Non-return valve, prevents the reflow of the fluid into the main pipe.

Fluid pipework that leads to storage containers of which each can have a different percentage of the mixed fluids.

**Kit 8413**  
Level indication kit, consisting of solenoid-actuated shut-off valve and probe with high and low level sensor. When the preset minimum level in the storage containers has been reached, a fluid dispense from the mixing unit will automatically be started. As soon as the maximum level has been reached, the flow will automatically be stopped again.

**Art.no. 7240**  
Ball valve; enables or prevents the required fluid mixture to enter into the corresponding pipe.

**Art.no. 8601**  
Ticket printer; allows to compare the real dispensed values with the preset values and control all dispenses.

**Art.no. 8400**  
Electronic control keypad for mixing unit; serves for the adjustment of all functions. The dispenses can be activated manually, via remote control or by preset function. The figures can be controlled on the keypad display.

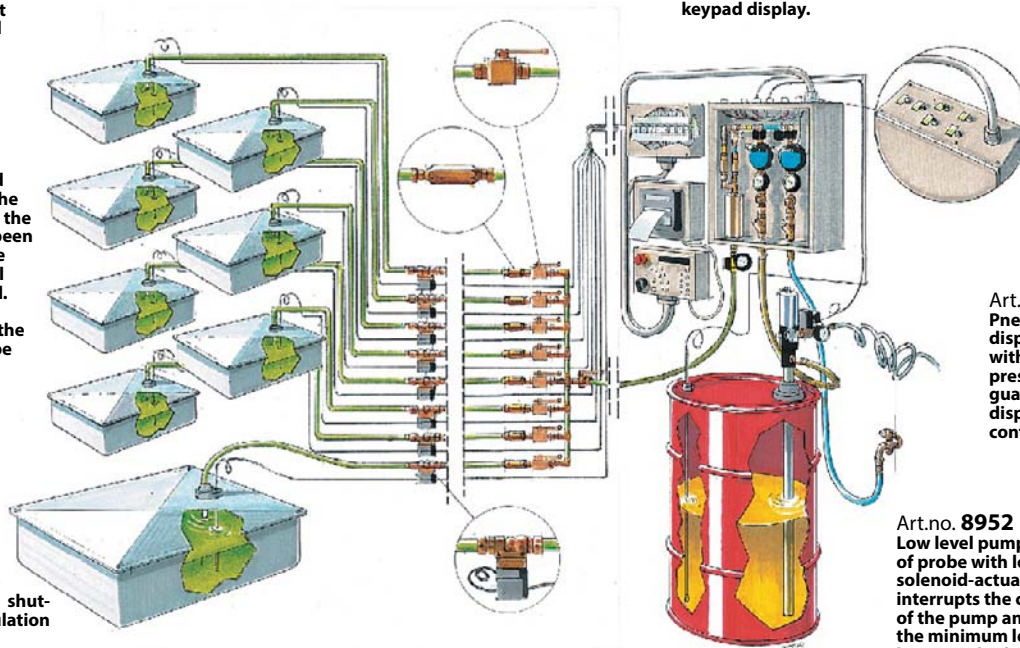
**Art.no. 8408**  
Electric signals distributor; allows to expand the mixing unit to handle up to 8 containers with different fluid concentration percentages.

**Art.no. 8400**  
Electronic mixing unit; two fluids can be mixed proportionally in constant concentration percentages.

Switchboard with cable connections to receive the electronic signals; serves for the control of the filling levels, of the fluid flows, of the solenoid shut-off valves and of the pump.

**Art.no. 2047**  
Pneumatic pump; serves for the dispense of the fluid to be mixed with water and to keep sufficient pressure in the pipework to guarantee an immediate fluid dispense into the storage containers when required.

**Art.no. 8952**  
Low level pump stop kit, consisting of probe with low level sensor and solenoid-actuated shut-off valve that interrupts the compressed air supply of the pump and stops it as soon as the minimum level in the drum has been reached.



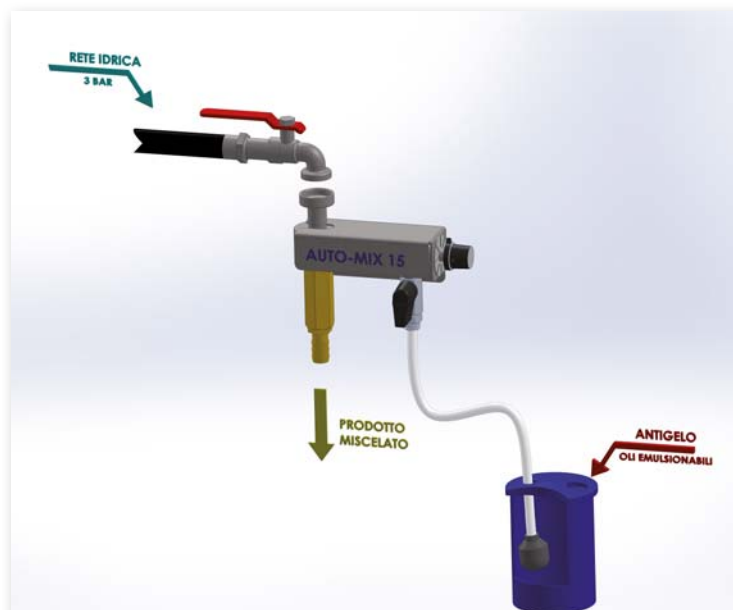
**Art.no. 7344**  
Solenoid-actuated shut-off valve for the regulation of the fluid flow.

### Art.no. 8420

Instantaneous dosing/mixing device for antifreeze, lubricating oils, emulsions and detergents.

The use of this device allows to dispense in a quick and easy way the desired mixture of two fluids, assuring a constant mixture concentration, settable from 1 % to 40 % and created by the water flow at min. 3 bar through an included Venturi valve.

The setting of the desired mixture percentage is made with an adjustment knob on the device.



Art. no.	Flow range	Inlet pressure	Mixture percentage	Connections
<b>8420</b>	min. 5 max 11 l/min	min. 3 bar	1 % ÷ 15 % 15 % ÷ 40 %	3/4" BSP (M)



The need to use specialized equipment for the dismantling and depollution of end-of-life vehicles is basing on the European directive 2000/53/EC. It regulates that all vehicle manufacturers and importers of new vehicles are obliged, together with all other affected economical operators of this sector - to take back the end-of-life vehicles from the market and to make sure that their components are dismantled and depolluted in a way that guarantees a respectful treatment of the environment and that until the end of 2006 the recycling and recovery rate of 85 % of the material weight and until 2015 a rate of 95 % must be achieved.

For the vehicle owners the take-back must be free of charge and it concerns all vehicles for the transport of max 9 passengers and a weight of max 3.5 t.

The directive defines the free-of-charge take-back of the vehicles like this:

- the vehicle must be delivered to a permitted treatment facility indicated by the vehicle manufacturer that takes it back free of charge,
- the vehicle must be complete or at least must include all essential components such as motor, gearbox, vehicle body, electronic components and catalyzer,
- the vehicle must not include contain any type of garbage.

## Environmental liability

The environmental liability is an important factor of the FLEXBIMEC company philosophy. Actually it gets involved with a continuous environmental protection as one of its essential company targets.

## Depollution process

When an "end-of-life" vehicle has been delivered to a suitable facility, it will be dismantled and depolluted in a proper way, including the following operations:

- Drainage of all fluids,
- Dismantling of the battery and of the tyres,
- Neutralization of the airbag system.

Each marketable part that is dismantled can be sold, except of the safety components which content pyrotechnic material (f. ex. airbags, seat belt pretensioner).

With its brand "Toolservice Fluid" FLEXBIMEC has developed a complete line of equipment for the dismantling and waste fluids drainage of end-of-life vehicles for professional users.





**Example of an installation for end-of-life vehicle drainage and dismantling**

Collection tank for petrol, art. no. 8229

Collection tank for diesel, art. no. 8217

Vehicle ramp, art. no. 3100



Waste fluids suction kit, art. no. 3125

Waste oil draining kit with wall mounted swivel arms, art. no. 3106

Spill containment floor with grate

Tank drilling machine, art. no. 3111

Brake fluid draining kit

Fuel suction pumps

Collection tanks for oils, antifreeze, brake fluid and windshield washer fluid, art. nos. 7008 - 7009 - 7010



Art.no. **3100**



Vehicle ramp in painted steel for vehicle placement, with working platform composed of spill containment safety floor for the collection of eventually leaking fluids.

The vehicle must be positioned by a forklift.

Dimensions (LxWxH): 4900 x 2000 x 2000 mm.  
Bearing capacity: 3000 kg.



Art.no. **3101**

Single-post lift for vehicles, specifically manufactured for the use in end - of - life vehicle drainage.

Equipped with electro-hydraulic lifting arms and column with lateral brackets for an optional mounting of swivel arms.

Lifting height min./max. 290/2000 mm.

Bearing capacity: 3500 kg.

Weight: 600 kg.

Art.no. **3102**

Spill containment safety floor for the collection of eventually leaking fluids. Composed of 6 individual modules.

Dimensions single module (LxWxH): 1500 x 900 x 30 mm.  
Total dimensions (LxWxH): 4500 x 1800 x 30 mm.



Art.no. **3106**

Waste oil gravity draining kit, consisting of two metal collection bowls, including removable anti splash grid and height-adjustable, telescopic tube, ball valves and hydraulic connectors for the connection of the suitable suction equipment. With wall mounted swivel arms, for the installation on the vehicle ramp or on the column of the single-post lift (art. nos. 3100 and 3101).



Art.no. **3112**

Mobile waste oil gravity drainer with 2 collection bowls in painted steel of 10 l capacity incl. removable anti splash grid, for a simultaneous drainage of motor oil and transmission oil.

The unit can be discharged pneumatically by connecting it to compressed air through a discharge hose with curved outlet tube. On demand also available with hydraulic quick connector for a connection to a pneumatic waste oil evacuation kit.



Art. no.	Capacity collection bowl	Capacity collection container	Max collection quantity	Discharge pressure	Weight	Dimensions (LxWxH) (mm)
<b>3112</b>	10 l	90 l	80 l	0.5	38 kg	700x900x1700





Art.no. **3111**

Pneumatic tank drilling machine, portable version.

Allows to carry out the evacuation of petrol or diesel in vehicles in an easy, fast and safe way by drilling through the tank.

The machine is equipped with an interchangeable, non-arcing drill bit, an in-line filter with strainer, a flow control tube with transparent insert and connections for the discharge of the fuel by gravity into a can or by the suitable suction equipment into a collection tank.

The drill bit is activated by using a special, pneumatic drill machine with a low number of rotations and with reversal of the rotating direction.

Weight: 6 kg.



Art.no. **3118**

Conical silicone closing plugs,  $\varnothing 7 \times 12$  mm, for sealing the drill holes.

Packaging unit: 100 pieces.




Art.no. **3113**

Pneumatic tank drilling machine, mobile version.

Same as art.no. 3111, but mounted on a height-adjustable device with a 4-casters base and connectable to a swivel arm for the installation on the vehicle ramp or on the column of the single-post lift (art. nos. 3100 and 3101).

Weight: 35 kg.

new



Art.no. **3115**

Mobile suction unit for petrol, equipped with pneumatic, rotary gear pump in stainless steel, pressure regulator and air filter with moisture separator, suction hose, kit of suction probes in different diameters, storage bowl, two wheels trolley and 20 l - plastic can for collection of the sucked petrol. The unit is equipped with an earth cable to enable an electrostatic discharge and is constructed in accordance with directive ATEX 2014/34/EU.



Art. no.	Max vacuum	Inlet pressure	Compression ratio pump	Air consumption	Outlet pressure	Weight	Dimensions (LxWxH) (mm)
<b>3115</b>	0.8 bar	3 bar	1:1	200 l/min	3 bar	17 Kg	410x420x910





new



Art.no. **3125**  
Art.no. **3126**  
Art.no. **3127**

Pneumatic waste fluids suction kit, composed of a solid mounting shelf in painted steel installed on a spill containment pallet, pneumatic suction pumps with accessories, vacuumeter for the control of the suction process, automatic rewind, spring-driven hose reels with 10 m – suction hoses  $\varnothing$  1/2" (mounted **on top** of the shelf) hydraulic quick couplings, suction probes in different diameters, lance for boring through the radiator, couplings for the suction of brake fluid and 3 m - connection hoses to the collection tanks.

Dimensions (LxWxH): 1350 x 830 x 2350 mm.

Art. no. 3125	Suction kit for 4 fluids
Art. no. 3126	Suction kit for 3 fluids
Art. no. 3127	Suction kit for 2 fluids

In order to install the suitable pumps and accessories it is important to specify when ordering the fluid type to be evacuated by choosing among the following: motor oil, gear oil, hydraulic oil, windshield washer fluid, brake fluid, antifreeze, diesel, petrol.



Art.no. **3122**  
Art.no. **3123**  
Art.no. **3124**

Pneumatic waste fluids suction kit, composed of a solid mounting shelf in painted steel installed on a spill containment pallet, pneumatic suction pumps with accessories, vacuumeter for the control of the suction process, automatic rewind, spring-driven hose reels with 5 m – suction hoses  $\varnothing$  3/4", (mounted **at the bottom** of the shelf) (or alternatively 10 m – suction hoses  $\varnothing$  1/2"), hydraulic quick couplings, suction probes in different diameters, lance for boring through the radiator, couplings for the suction of brake fluid and 3 m - connection hoses to the collection tanks.

Dimensions (LxWxH): 1350 x 830 x 1700 mm.

Art. no. 3122	Suction kit for 2 fluids
Art. no. 3123	Suction kit for 3 fluids
Art. no. 3124	Suction kit for 4 fluids

In order to install the suitable pumps and accessories it is important to specify when ordering the fluid type to be evacuated by choosing among the following: motor oil, gear oil, hydraulic oil, windshield washer fluid, brake fluid, antifreeze, diesel, petrol.

new



Art.no. **3122C**  
Art.no. **3123C**  
Art.no. **3124C**

Pneumatic waste fluids suction kit, cabinet version, composed of a solid mounting shelf in painted steel installed on a spill containment pallet, a metal and lockable cabinet with 2 doors and 4 hose outlets with roller assemblies, pneumatic suction pumps with accessories, vacuumeter for the control of the suction process, automatic rewind, spring-driven hose reels with 10 m – suction hoses  $\varnothing$  1/2", hydraulic quick couplings, suction probes in different diameters, lance for boring through the radiator, couplings for the suction of brake fluid and 3 m - connection hoses to the collection tanks.

Dimensions (LxWxH): 1350 x 830 x 1700 mm.

Art. no. 3122C	Suction kit for 2 fluids
Art. no. 3123C	Suction kit for 3 fluids
Art. no. 3124C	Suction kit for 4 fluids

In order to install the suitable pumps and accessories it is important to specify when ordering the fluid type to be evacuated by choosing among the following: motor oil, gear oil, hydraulic oil, windshield washer fluid, brake fluid, antifreeze, diesel, petrol.

new



Art.no. **3134**

Mobile evacuation unit for **LPG** and **methane** cylinders.

LPG cylinders: recovery of the liquid part, combustion of the remaining gaseous part and final washing with nitrogen for total safety.

Methane cylinders: combustion of the residual gas and final washing with nitrogen for total safety.

Nitrogen cylinder not supplied.

In accordance with Directive ATEX – group II – category 2 - GD 70°.




Photo of the methane combustion torch.

Art. no.	Nominal thermal power	Max flow rate LPG pump	Weight	Dimensions (LxWxH) (mm)
<b>3134</b>	90000 Kcal/h - 105 kW	55 l/min	70 kg	580x640x1100



new



Art.no. **3134A**

Mobile unit for the safe combustion of residual **LPG** and **methane** from gas cylinders.

In the first cycle the gas (LPG or methane) is combusted, in the second cycle then the washing out of the cylinder (cylinder not included) with nitrogen can be made so that the empty cylinder can be used again. In accordance with CE-directives.

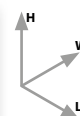
Art.no. **3134M**

Mobile unit for the safe combustion of residual **methane** from gas cylinders. In the first cycle the gas is combusted, in the second cycle then the washing out of the cylinder (cylinder not included) with nitrogen can be made. In accordance with CE-directives.

Art.no. **3134G**

Mobile unit for the safe combustion of residual **LPG** from gas cylinders. In the first cycle the gas is combusted, in the second cycle then the washing out of the cylinder (cylinder not included) with nitrogen can be made. In accordance with CE-directives.

Art. no.	Nominal thermal power	Weight	Dimensions (LxWxH) (mm)
<b>3134A</b>	90000 Kcal/h - 105 kW	60 kg	580x640x1100
<b>3134M</b>		40 kg	
<b>3134G</b>			



new



Art.no. **3134GP**

Mobile unit for the safe combustion of residual **LPG** from gas cylinders. In the first cycle the liquid part of the gas is recovered **by means of a pump** and the residual gaseous part is combusted, in the second cycle then the washing out of the cylinder (cylinder not included) with nitrogen can be made.

In accordance with CE-directives.



Art. no.	Nominal thermal power	Max flow rate LPG pump	Weight	Dimensions (LxWxH) (mm)
<b>3134GP</b>	90000 Kcal/h - 105 kW	55 l/min	70 kg	580x640x1100



Art.no. **3135**



Mobile evacuation and recycling kit for air conditioning gas, consisting of an evacuation unit with a compressor that works with refrigerant gas types **R12 - R134A - R1234yf**, with a distillation system permitting the separation of the refrigerant from the oil, the filtration, and the dehydration.

The kit includes:

- A 12 kg rechargeable cylinder for **R134a** gas.
- Filling hoses of 1800 mm length with quick connector for **R134a** gas.
- A quick connection for **R134yf** gas.
- A stable 2 wheels - trolley.

Art. no.	Compressor power	Recovery Capacity	Feeding	Weight	Dimensions (LxWxH) (mm)
<b>3135</b>	1/4 HP	375 g/min	230 VAC - 50Hz	47 kg	550x530x920



new



Art.no. **3135yf**

Mobile evacuation and recycling kit for air conditioning gas, consisting of an evacuation unit with a compressor that works with refrigerant gas types **R12 - R134A - R1234yf**, with a distillation system permitting the separation of the refrigerant from the oil, the filtration and the dehydration.

The kit includes:

- A 12 kg - rechargeable cylinder for **R134a** gas.
- Filling hoses of 1800 mm length with quick connector for **R134a** gas.
- A quick connection for **R134yf** gas.
- 5 kg - rechargeable cylinder for **R1234yf** gas with included connections.
- A stable 2 wheels - trolley.

Art. no.	Compressor power	Recovery Capacity	Feeding	Weight	Dimensions (LxWxH) (mm)
<b>3135yf</b>	1/4 HP	375 g/min	230 VAC - 50Hz	47 kg	550x530x920



Art.no. **3129**

Electronic airbag activating and blasting unit **BOOM-BAG**, enables a safe and easy dismantling of all airbags in a vehicle.

Suitable for all vehicle models. The unit can be used immediately and one operator is sufficient to carry out the dismantling. The unit is packed in a plastic case and includes also an electric cable with alligator clamps for battery connection and a kit with cables and push terminals for the activation of single or double airbags.



Art. no.	Voltage	Protection category	Weight	Dimensions (LxWxH) (mm)
<b>3129</b>	12 VDC	IP 66	1 kg	210x95x85



Art.no. **3130**




Electric glass cutter, mobile, for a safe and versatile cutting of the windshield glass of end-of-life vehicles.

- Electric mechanism with special high speed drill machine and diamond milling cutter;
- Conveyor in aluminium for the evacuation of the generated glass dust;
- Vacuum cleaner with stainless steel container, power 2000 W, collection capacity 80 l.


Art.no. **3132 + 3025**

new



Evacuation unit for shock absorbers, composed of a drill machine and an air-operated suction unit.

The drill gun allows to drill through the shock absorbers and the suction unit simultaneously sucks the hydro steer oil into a container of 24 l capacity.



Art. no.	Diameter	Drill stroke	Max. diameter shock absorber
<b>3132</b>	15 mm	30 mm	60 mm

Art. no.	Compressed air supply	Max vacuum	Capacity collection container	Weight	Dimensions (LxWxH) (mm)
<b>3025</b>	7 - 10 bar	0.8 bar	24 l	11 kg	390x360x940



new



Art.no. **3136P**

Mobile, pneumo-hydraulic cutter unit with max. blades opening of 130 mm. Allows the cutting of vehicle catalysts, sheet material, aluminium profiles and copper cables with extreme speed and high safety.

This unit includes a trolley with 4 castors, a 5 l - oil container with 100:1 - pneumatic piston pump, pressure regulator with manometer, moisture separator and lubricator and a high pressure rubber hose. It permits the shear to reach a maximum pressure of 700 bar.

Art.no. **3136E**

Mobile, electro-hydraulic cutter unit with max. blades opening of 130 mm. Allows the cutting of vehicle catalysts, sheet material, aluminium profiles and copper cables with extreme speed and high safety.

This unit includes a trolley with 4 castors and an electric power supply unit with exchanger that permits the shear to reach a maximum pressure of 700 bar.

Art.no. **3136B**

Battery-powered cutter with max. blades opening of 130 mm. Allows the cutting of vehicle catalysts, sheet material, aluminium profiles and copper cables with extreme speed and high safety.

#### Characteristics:

- Double acting function prevents any possible jam;
- Hardened, re-grindable blades assure a safer working than with an abrasive cut-off machine;
- Compact, light, fast, reliable and usable in any position.

Art.no. **3137P**

Mobile, pneumo-hydraulic cutter unit with max. blades opening of 130 mm. Allows the cutting of vehicle catalyts with extreme speed and high safety.

This unit includes a base with 3 castors, on which is installed a hydraulic lifting device with tray for the height adjustment of the cutter, a 5 l - oil container with 100:1 - pneumatic piston pump, pressure regulator with manometer, moisture separator and lubricator and a high pressure rubber hose to connect the cutter with the pump. It permits the shear to reach a maximum pressure of 700 bar.

Art.no. **3137B**

Same as art.no. 3137P, but battery-powered.

new



Art. no.	Compression ratio	Supply	Tank capacity	Weight	Dimensions (LxWxH) (mm)
<b>3137P</b>	100:1	7 bar	5 l	60 kg	600x600x1200
<b>3137B</b>	-	12 VDC	-		



new

Art.no. **3142**

Tyre-dismantling unit, equipped with a hydraulic gear pump for the safe and accurate separation of the tyre from the rim. With high-strength, transparent Lexan protection. The unit includes a manual control panel, a safety stop switch and a 10 m - electric cable with three-phase plug and earth cable.



Art. no.	Pressure	Max wheel diameter.	Work cycle down	Work cycle up	Power	Dimensions (LxWxH) (mm)
<b>3142</b>	10 t	20"	13 s	8 s	4 kW	750x1150x2310



Art.no. **7008 - 300 l**  
 Art.no. **7009 - 260 l**  
 Art.no. **7010 - 500 l**



Waste oil storage tank, with double wall in polyethylene (one internal in contact with the oil and one external which serves as a spill containment and security container for the internal one).

The tank is equipped with a wide dome with raisable cover. In its interior there is a removable basket for the drain of oil filters and the opening for charging and discharging the tank.

At the rim of the dome a mechanical level gauge is installed that permits the control of the filling level and a transparent indicator on the side of the external tank allows to detect eventual leakages of the internal tank immediately.

The tank is available in different colours for the storage of different liquids, such as mineral oils, vegetable oils, break fluid, oil-based emulsions or antifreeze.

Art. no.	Capacity	Weight	Dimensions (LxWxH) (mm)
<b>7008</b>	300 l	26 kg	820x820x1080
<b>7009</b>	260 l	23 kg	800x800x1170
<b>7010</b>	500 l	37 kg	960x960x1240



Art.no. **8217**

Double wall tank, external tank in galvanized steel and internal tank in high density polyethylene, suitable for the storage of waste oil. Including 4 connections in 2" on top of the tank, mechanical level indicator, optical leakage detector for eventual leakages in the internal tank, carrying handles and pallet feet for the lifting and the transport with a pallet truck or a forklift from 4 sides. Approved for indoor installations.



Art. no.	Capacity	Weight	Dimensions (LxWxH) (mm)
<b>8217/400</b>	400 l	55 kg	700x730x1170
<b>8217/750</b>	750 l	82 kg	770x980x1460
<b>8217/1000</b>	1000 l	110 kg	770x1280x1460
<b>8217/1500</b>	1500 l	165 kg	770x1630x1870



On demand available the versions approved for transportation in accordance with ADR 6.5.4.4.1b.

Art.no. **8229**



Petrol storage tank in painted steel, mounted in a wire protection cage, with spill containment pallet, hermetically sealed dome of  $\varnothing$  300 mm with cover panel and counterflange of 10 mm wall thickness, refill tube and 2" – security valve.

The unit is equipped with a pneumatic, selfpriming rotary vane pump for the transfer of petrol, earth cable to enable an electrostatic discharge, pressure regulator, 3 m – rubber hose 3/4" with static wire and automatic dispensing nozzle.

Art. no.	Capacity	Weight	Dimensions (LxWxH) (mm)
<b>8229</b>	258 l	155 kg	920 x 830 x 1200





## Art.no. 3040

Mobile filtration unit for diesel, for the absorption of water and the filtration of possible impurities.

The unit is composed of:

- 2 – wheels trolley;
- Electric pump 230 VAC / 50 Hz, max delivery 50 l/min;
- 30 – microns filter;
- Suction hose with pre-filter and foot valve;
- Manual diesel dispensing nozzle in aluminium;
- Dispensing hose.



Art.no. 6600 Art.no. 6603

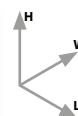
## Art.no. 6600

In-line filter for diesel and petrol with 30 microns – cartridge for the absorption of water that is eventually present in the storage tank.

## Art.no. 6603

Replacement cartridge, 30 microns, for filter Art. no. 6600.

Art. no.	Voltage	Power	Delivery	Weight	Dimensions (LxWxH) (mm)
<b>3040</b>	230 VAC - 50 Hz	375 W	50 l/min	20 kg	410x420x910



## Art.no. 3041

Mobile filtration unit for oils.

The unit is composed of:

- 2 – wheels trolley;
- Electric pump 230 VAC / 50 Hz, max delivery 10.5 l/min, art. no. 6122;
- 10 – microns filter;
- Suction hose with pre-filter and foot valve;
- Manual diesel dispensing nozzle in aluminium;
- Dispensing hose.



Art.no. 6607

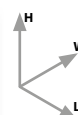
## Art.no. 6607

In-line filter for oil with 10 microns – cartridge for the absorption of water.

## Art.no. 6608

Replacement cartridge, 10 microns, for filter art. no. 6607.

Art. no.	Voltage	Power	Delivery	Weight	Dimensions (LxWxH) (mm)
<b>3041</b>	230 VAC - 50 Hz	750 W	10.5 l/min	20 kg	410x420x910





Art.no. **4350**

Trolley with 2 wheels and base, suitable for pails of 18 - 60 kg.



Art.no. **4351**

Trolley with 2 wheels and tubular frame, suitable for pails of 20 - 25 kg.

Art.no. **4352**

Trolley with 2 wheels and tubular frame, suitable for pails of 50 - 60 kg.



Art.no. **4360**

Trolley with 2 wheels and 2 castors, suitable for pails of 20 - 60 kg.



Art.no. **4380**

Trolley with 2 wheels and two castors, standard version, suitable for 208 l - drums.



Art.no. **4380D**

Trolley with 2 wheels and two castors, standard version, suitable for 208 l - drums, with mounting plate for the fixation of pumps.



Art.no. **4386**

Trolley with 2 wheels and two castors, standard version, with guard plates for the wheels on both sides, suitable for 208 l - drums.



Art.no. **4389**

Trolley with 2 special rubber wheels and 2 rubber castors with brakes, heavy duty version, provided for the use on rough surfaces, including spill containment base with steel grate. The trolley is also provided for the mounting of a hose reel.



Art.no. **4391**

Trolley with 2 wheels and 1 castor, suitable for 208 l - drums. The trolley is equipped with a mounting plate which permits the installation of a hose reel.



Art.no. **4376**

Drum dolly with 4 castors, suitable for 208 l - drums.



Art.no. **4379**

Cradle for the transport of 208 l - drums, including an arresting device.

ART. NO.	PAGE	ART. NO.	PAGE	ART. NO.	PAGE	ART. NO.	PAGE	ART. NO.	PAGE	ART. NO.	PAGE
011	127	2012	45	2093	48	2205	50	2430	64	2914MID	80
03 5496	153	2013	45	2094	48	2210	125	2431	64	2917	81
03 9013	215	2014	45	2096	47	2212	50	2434	68	2918	81
05 6419	72	2015	45	2097	47	2214/110	49	2435	68	2918MID	81
1045	166	2016	45	2097/DE	47	2214/50	49	2507	69	2934	84
1049	166	2020	41	2098	47	2214/55	49	2508	71	2954	71
1050	166	2020 TWDE	43	2101	179	2214/80	49	2545	65	2958	110
1052	170	2020130	41	2104	63	2216	49	2608	71	2971	77
1053	170	2023	44	2106	63	2216/1000	49	2703	71	2971MID	77
1054	170	2024	44	2106/NPT	63	2217	50	2706	68	2974MID	85
1055	170	2025	42	2107/09	216	2218	49	2710	71	2980C	76
1056	170	2025 TWDE	43	2107/10	63	2250	51	2712	71	2982	76
1058	52	2025130	42	2107/11	216	2253	161	2715	160	2984	83
1064	170	2030	41	2107/33	63	2256	161	2716	71	2984MID	83
1065	170	2030 TWDE	43	2107/34	63	2258	101	2717	70	2985	85
1066	170	2032	41	2107/35	63	2259	101	2735	160	2985MID	85
1071	166	2032130	41	2107/36	63	2260	101	2736-P	159	2986	127
1072	166	2033	41	2108	63	2261	219	277XX	221	2987AG/MID	76
1079	167	2033130	41	2109	179	2261F	219	2822	160	2987MID	76
1081	167	2035	42	2110	63	2261F/NPT	219	2823	139	2991	78
1082	167	2035 TWDE	43	2114	63	2261M	219	2824	58	2991MID	78
1083	167	2038	41	2115	63	2261M/NPT	219	2837	66	2992	82
1085	167	2040	40	2121	63	2262	219	2838	66	2992/10	82
1090	172	2043	40	2125	127	2262F	219	2839	66	2992/20	82
1090/120	172	2043/L	40	2127	127	2262F/NPT	219	2846	66	2992MID	82
1091	172	2044	40	2128	127	2262M	219	2847	66	2993	78
1091/120	172	2046	115	2129	127	2262M/NPT	219	2848	66	2994	84
1092	172	2047	40	2130	127	2263	219	2851	69	2994/10	84
1092/120	172	2047/L	40	2132	63	2263F	219	2852	139	2994/20	84
1095	173	2049	40	2136	63	2263F/NPT	219	2853	71	2995	127
1095/120	173	2050	51	2140	63	2263M	219	2854	69	2996	127
1096	173	2051	51	2142	63	2263M/NPT	219	2855	69	2997	127
1096/120	173	2054	51	2143	63	2264	219	2861XX	221	2998	127
1097	173	2055	47	2145	63	2264F	219	2863XX	221	3017	124
1097/120	173	2056	47	2154	62	2264F/NPT	219	2864XX	221	3018	124
1104	168	2057	46	2155	62	2264M	219	2865	139	3020	124
1104/07	168	2058	46	2156	62	2264M/NPT	219	2866	139	3024	118
1104/12	168	2061	42	2157	62	2265	138	2867	148	3025	118
1104/15	168	2061130	42	2159	62	2267	138	2868	148	3027	119
1106	168	2063	44	2161	62	2268	138	2869	139	3040	234
1107	63	2063130	44	2162	62	2269	101	287XX	220	3041	234
1108	168	2064	44	2166	179	2270	94	288XX	220	3049	55
1109	168	2064130	44	2180	62	2271	94	289XX	220	3050	55
1110	168	2071	41	2181	62	2272	94	2894XX	221	3080	118
1111	168	2073	41	2182	62	2273	94	2895XX	220	3085	121
1112	168	2074	41	2183	179	2301	74	2896XX	220	3090	119
1113	168	2075	42	2185	62	2302	74	2897	161	3095	121
1114	168	2075/L	42	2185/AG	62	2303	74	2897XX	220	3099	125
1150	51	2075/L TWDE	43	2186	62	2306	75	2898XX	221	3100	226
1151	51	2076	42	2187	62	2306MID	75	28997XX	220	3101	226
1152	51	2076130	42	2201	86	2307	75	2899XX	221	3102	226
187XX	221	2088	46	2203	50	2363	74	2910	79	3106	226
189XX	221	2091	46	2204	50	2426	64	2912	79	3111	227
1896XX	221	2092	48	2204/14	50	2429	64	2914	80	3112	226



ART. NO.	PAGE	ART. NO.	PAGE	ART. NO.	PAGE	ART. NO.	PAGE	ART. NO.	PAGE	ART. NO.	PAGE
3113	227	3320	177	3459	129	4062	7	4228	32	4320/70	37
3115	149	3323	176	3460	129	4080	8	4229	219	4322	24
3118	227	3324	175	3461	129	4080TWDE	9	4229N	219	4325	24
3122	228	3324/316	175	3462	129	4081	10	4231	219	4328	36
3122C	228	3325	174	3463	129	4081TWDE	11	4231N	219	4333	36
3123	228	3326	178	3465	129	4082	7	4232	219	4340	36
3123C	228	3326L	178	3466	129	4083/20	7	4232N	219	4340/55	50
3124	228	3326M	178	3467	129	4083/60	7	4233	33	4341	36
3124C	228	3327	61	3468	129	4083/180	7	4233M	33	4342/50	37
3125	228	3329	178	3469	129	4090/20	16	4234	33	4342/70	37
3126	228	3335	177	3470	129	4090/50	16	4235	33	4343/50	37
3127	228	3340	175	3471	129	4090/180	16	4236	34	4343/55	49
3129	230	3340/316	175	3472	129	4092/20	16	4237	33	4343/70	37
3130	231	3345	176	3473	129	4092/50	16	4237M	33	4343/71	37
3132 + 3025	231	3350	174	3475	129	4092/180	16	4251	33	4350	235
3134	229	3352	176	3481	128	4093/20	16	4252	33	4351	235
3134A	229	3354	176	3485	128	4093/50	16	4253	33	4352	235
3134G	229	3358	61	3486	128	4093/180	16	4254	33	4357	128
3134GP	229	3359	61	3490	129	4095/20	16	4255	33	4360	235
3134M	229	3385	177	3491	129	4095/50	16	4259	33	4376	235
3135	230	3396	61	3493	129	4095/180	16	4260	17	4379	95
3135yf	230	3406	128	3495	128	4096/20	16	4265	17	4380	235
3136B	231	3408/05R	73	3521	185	4096/50	16	4282	35	4380D	235
3136E	231	3408/1	73	3524	185	4096/180	16	4285	35	4380/Z	158
3136P	231	3408/1FMS	73	3526	185	4097/180	16	4286	34	4386	235
3137B	232	3408/1R	73	3610	190	4200	32	4287	35	4387	37
3137P	232	3408/2	73	3615	190	4201	32	4289	34	4387/50	37
3142	232	3408/2FMS	73	37XX	220	4204	32	4295	18	4389	235
3172	124	3408/2R	73	38XX	221	4205	32	4301	36	4391	235
3173	116	3408/3	73	399XX	221	4206	32	4302	36	4400	30
3178	116	3408/5	73	3995XX	221	4207	32	4302/FP	36	4400/4	30
3179	117	3422	127	4018	8	4208	32	4302S	36	4405	30
3180	123	3423	127	4018TWDE	9	4209	32	4305	36	4406	30
3182	122	3425	73	4019	10	4215	28	4305/TP	36	4408	30
3183	117	3426	73	4019TWDE	11	4216	33	4305L	36	4411	31
3185	114	3427	73	4020	8	4216 + 4233	33	4305S	36	4425	26
3185/110	114	3428	73	4020TWDE	9	4217	33	4308	36	4426	26
3185/20	114	3429	73	4021	10	4217/100	33	4308/TP	36	4450	30
3186	115	3430	73	4021TWDE	11	4217+4220	33	4308/TP33	36	4450/4	30
3186/110	115	3435	72	4022	7	4218	33	4309	37	4450/C	30
3190	122	3436	72	4025	11	4219	33	4309/70	37	4452	31
3192	123	3440	127	4043/180	7	4220	33	4310	36	4452/4	31
3195	120	3444	72	4043/20	7	4221	32	4311	36	4453	31
3198	120	3447	73	4043/60	7	4222	219	4312	36	45XX	220
3199	125	3448	73	4046	12	4222F	219	4312S	36	4699	184
3246	114	3449	73	4047	12	4222M	219	4314	36	46XXAM	220
3248	114	3451	129	4048	13	4222F/NPT	219	4315	36	47XX	220
3254	114	3452	129	4049	13	4222M/NPT	219	4317	36	47XXAM	220
3254/110	114	3453	129	4050	13	4223	219	4317/TP	36	4885XX	220
3292	115	3454	129	4051	13	4223N	219	4319	36	488XX	220
3299	117	3455	129	4060	8	4224	33	4319/SP	36	48XX	220
3316	174	3456	129	4060TWDE	9	4225	33	4319/TP	36	48XXAM	220
3318	175	3457	129	4061	10	4226	33	4319/TP33	36	4910	21
3318/316	175	3458	129	4061TWDE	11	4227	33	4320	37	4911	21

ART. NO.	PAGE	ART. NO.	PAGE	ART. NO.	PAGE	ART. NO.	PAGE	ART. NO.	PAGE	ART. NO.	PAGE
4920	19	5200	60	6129/C	54	6641	103	6755	136	6938	149
4920C	19	5216	60	6132	154	6642	138	6766	133	7008	130
4920C/FP	19	5300	59	6133	55	6643	103	6768	133	7009	130
4920CE	19	5300/FD	59	6135	55	6647	138	6769	133	7010	130
4920CE/FP	19	5400	59	6136	55	6648	103	6770	133	7150	187
4921	18	5403	58	6138	55	6650	103	6771	133	7150/12	187
4922	18	5405	58	6141	53	6651	103	6772	132	7150/38	187
4923	29	5409	59	6141/C	54	6652	103	6773	133	7151	187
4925	18	5410	58	6142	53	6654	102	6774	157	7151/12	187
4960	20	5415	59	6142/C	54	6655	102	6775	157	7151/38	187
4960C	20	5416	169	6149	55	6656	102	6777	157	7180	187
4960C	20	5417	169	6157	154	6660	102	6778	158	7180/12	187
4961	22	5420	58	6158	154	6661	102	6779	158	7180/38	187
4963	29	5420/GO	58	6218	135	6662	102	6782	133	7200	187
4980	20	5423	60	6219	135	6670	103	6783	133	7238	101
4980C	20	5434	60	6220	135	6671	103	6784	158	7239	101
4981	22	5450	59	6246	134	6672	103	6785	158	7240	101
4983	29	5480	169	6249	134	6675	103	6786MID	164	7241	101
4990	21	5493	153	6252	134	6676	103	6787MID	164	7242	101
4990C	21	5494	169	6253	134	6677	103	6800	180	7244	101
4995	22	5495	169	6254	134	6690	102	6801	179	7301	186
4997/20	24	5496	153	6255	134	6691	102	6802	179	7304	186
4997/60	24	5604	72	6302	52	6692	102	6805	179	7305	186
4998/30	17	5650	72	6303	52	6693	102	6812	180	7306	186
4999/200	23	5658	72	6304	52	6694	102	6816	180	7307	186
4999/200INP	23	5659	72	6305	52	6695	102	6817	180	7308	186
4999/30	23	5670	72	6308	52	6696	102	6818	180	7324	160
4999/60	23	5671	72	6309	52	6697	102	6819	180	7330	186
5000	15	5675	31	6312	52	6698	102	6820	180	7331	186
5002	14	5676	31	6314	52	6699	102	6821	180	7340	113
5003	14	5677	31	6324	52	6700	137	6822	180	7344	223
5011	15	5678	72	6326	52	6701	137	6823	180	7360	113
5031	15	5679	72	6435	135	6709	161	6830	180	7370	17
5032	15	5680	31	6439/2P	137	6721	137	6840	180	7377	17
5040	15	5903	182	6446	171	6723	161	6853	180	7378	17
5060	15	5904	183	6528	106	6724	161	6857	180	7383	110
5080	15	5905	183	6532	106	6725	137	6871	178	7394	95
5081	15	5906	183	6556	132	6726	137	6872	178	7406	179
5090	14	5908	182	6557	132	6728	148	6873	178	7550	178
5091	14	5945	184	6559	52	6729	161	6874	178	7553	178
5100	27	5946	184	6561	146	6730MID	162	6875	178	7692	190
5105	27	5953	182	6600	138	6731MID	162	6876	178	7704	177
5110	28	6112	53	6603	138	6733MID	163	6877	178	7705	178
5111	28	6114	53	6607	138	6738	136	6878	179	7740	181
5115	27	6122	53	6608	138	6739	136	6882	179	7741	181
5125	26	6123	54	6611	138	6743	155	6883	179	7742	181
5125/S	26	6124	54	6613	138	6744	155	6884	179	7743	181
5126	29	6125	53	6614	138	6745	155	6885	179	7813	127
5127	29	6126	53	6618	137	6745/200	155	6930	146	7816	95
5128	29	6126/C	54	6621	138	6751	156	6931	146	7817	56
5129/CL	29	6127	53	6622	138	6752	156	6933	147	7818	56
5130/CL	29	6127/C	54	6623	138	6752MID	162	6934	147	7819	56
5131/CL	29	6128	53	6639	103	6753	156	6935	147	8204	87
5190	26	6129	53	6640	103	6754MID	163	6937	147	8205	87

ART. NO.	PAGE	ART. NO.	PAGE	ART. NO.	PAGE	ART. NO.	PAGE	ART. NO.	PAGE	ART. NO.	PAGE
8205MID	87	8320	56	8594/S	97	9000/4	98	9030	206	9096+289612	140
8206	87	8321	56	8595	97	9000/5	98	9030+28812	142	9096X+289915	165
8206MID	87	8322	57	8595/S	97	9000/6	98	9030+289608	142	9097	202
8207	87	8323	57	8596	97	9001/1	98	9031	205	9097+28818	142
8207MID	87	8324	57	8596/S	97	9001/2	98	9031+289708	144	9097+289615	142
8208	86	8400	222	8597	97	9001/3	98	9034	206	9098	203
8209	86	8403	222	8597/S	97	9001/4	98	9036	206	9099	204
8210	86	8407	222	8598	97	9001/5	98	9036+28830	142	9210/7510	214
8215	86	8413	223	8598/S	97	9002/4	99	9036+289525	142	9210/7515	214
8217/400	96	8415	222	8599	97	9002/5	99	9038	205	9210/10010	214
8217/750	96	8417	222	8599/S	97	9002/6	99	9038+289715	144	9210/10015	214
8217/1000	96	8420	223	8621	90	9002/7	99	9038+289720	144	9210/12510	214
8217/1500	96	8524	92	8634	90	9002/8	99	9039	205	9210/125125	214
8218/1100	130	8524/SE	92	8730	70	9003/4	99	9039+2899715	144	9210/15010	214
8218/1500	130	8525	91	8730/RF	70	9003/5	99	9060	207	9212/6010	214
8218/2200	130	8526	91	8731	70	9003/6	99	9068	204	9212/7510	214
8218/3000	130	8527	91	8731/RF	70	9003/7	99	9070	203	9212/7515	214
8218/1000I	130	8529	93	8732	70	9003/8	99	9072	211	9212/10010	214
8218/2000I	130	8530	93	8733	70	9004/4	99	9073	199	9212/10015	214
8218/3000I	130	8530/SP	93	8733/RF	70	9004/5	99	9074	199	9212/12510	214
8218/4000I	130	8531	93	8735	70	9004/6	99	9075	211	9212/125125	214
8218/5000I	130	8532	92	8735/RF	70	9004/7	99	9076	210	9212/15010	214
8218/6000I	130	8532/SE	92	8752	113	9004/8	99	9078	213	9214/7510	214
8218/8000I	130	8533	91	8753	113	9005/4	99	9079	210	9214/7515	214
8218/10000I	130	8534	49	8760	108	9005/5	99	9083	199	9214/10010	214
8220	95	8536	93	8761	108	9005/6	99	9083+4530	25	9214/10015	214
8223/220	152	8539	93	8795	106	9005/7	99	9083+4730	25	9214/12510	214
8223/430	152	8542MID	89	8798	111	9005/8	99	9083+4830	25	9214/125125	214
8223/600	152	8543MID	89	8803	107	9013	197	9084	203	9214/15010	214
8224/120	152	8545	74	8815	107	9013+4510	25	9085	204	9216/75075	214
8224/190	152	8548	88	8840	111	9013+4515	25	9086	200	9216/7510	214
8225/125	152	8548/10	88	8841	111	9013+4710	25	9088	201	9216/100075	214
8225/210	152	8549	88	8845	67	9013+4715	25	9089	211	9216/10010	214
8225/440	152	8549/10	88	8854	106	9013+4810	25	9090	198	9218/75075	214
8225/600	152	8549MID	89	8857	110	9013+4815	25	9090+4510	25	9218/7510	214
8229	233	8558	22	8867	110	9016	196	9090+4710	25	9218/100075	214
8231/5	151	8563	94	8874	106	9016+4510	25	9090+4810	25	9218/10010	214
8231/10	151	8564	94	8876	106	9016+4515	25	9090X + 289810	165	9251	208
8231/20	151	8565	94	8877	106	9016+4710	25	9091	198	9252	208
8231/F	151	8566	94	8878	107	9016+4715	25	9091+4515	25	9253	208
8231/T	151	8567	94	8890	109	9016+4810	25	9091+4520	25	9254	208
8235/5	151	8568	94	8891	109	9016+4815	25	9091X + 289815	165	9255	208
8235/10	151	8569	94	8892	109	9021	196	9092	198	9256	208
8235/20	151	8580	96	8893	109	9021+4520	25	9092+4720	25	9270	212
8237/10	151	8581	96	8905	112	9021+4720	25	9092X + 289820	165	9270X	212
8237/20	151	8582	96	8908	112	9021+4820	25	9093	198	9351	209
8250	86	8583	96	8920	112	9022	196	9093+4725	25	9352	209
8304	126	8591	97	8950	112	9023	197	9093X + 289825	165	9353	209
8306	126	8591/S	97	8951	112	9023+4520	25	9095	202	9354	209
8307	112	8592	97	8952	223	9023+4720	25	9095+28810	140	9355	209
8308	126	8592/S	97	8953	112	9023+4820	25	9095+289608	140	9356	209
8309	113	8593	97	9000/1	98	9024	197	9095X+289910	165	9400	190
8318	56	8593/S	97	9000/2	98	9024+28808	140	9096	202	9400+3610	190
8319	56	8594	97	9000/3	98	9025	197	9096+28815	140	9400+3615	190



ART. NO.	PAGE	ART. NO.	PAGE	ART. NO.	PAGE	ART. NO.	PAGE	ART. NO.	PAGE	ART. NO.	PAGE
9401+3620	190	9584	202	9838	100	9883/20	188	9916	219	9993	218
9401+36615	190	9584+289615	141	9839	100	9883/25	188	9916N	219	9994	218
9401+36620	190	9585	204	9840	100	9883/32	188	9917	219	9996	218
9405	191	9586	200	9841	100	9884/20	189	9917N	219	9997	218
9408	190	9588	204	9842	100	9884/25	189	9919	219	9999	219
9409	191	9589	201	9843	101	9884/32	189	9919N	219	9999N	219
9418	212	9590	198	9844	100	9885/20	189	9920	219		
9504	207	9590 + 289810	165	9845	100	9885/25	189	9920N	219		
9505	207	9591	198	9846	100	9885/32	189	9924	219		
9517	196	9591 + 289815	165	9847	100	9886/20	189	9924N	219		
9521	196	9592	198	9848	100	9886/25	189	9925	219		
9522	196	9592 + 289820	165	9849	100	9887/20	189	9927	219		
9525	206	9593	198	9850	100	9887/25	189	9927N	219		
9525/EX+289415	150	9593 + 289825	165	9851	100	9888/20	189	9928	219		
9525+28818	143	9595	202	9852	100	9888/25	189	9928N	219		
9525+289615	143	9595+28810	141	9853	100	9889/20	189	9939	219		
9527/EX+289408	150	9595+289608	141	9854	100	9889/25	189	9939N	219		
9529	206	9595+289910	165	9855	100	9889/32	189	9940	215		
9529+28812	143	9596	202	9856	100	9890/20	188	9941	215		
9529+289608	143	9596+28815	141	9857	100	9890/25	188	9942	215		
9530	199	9596+289612	141	9858	100	9890/32	188	9943	215		
9531	205	9596+289915	165	9859	100	9901	219	9944	215		
9531+289708	145	9598	203	9871	189	9901N	219	9947	218		
9534	203	9599	204	9872	101	9902	219	9948	218		
9536	206	9754	197	9873	188	9902N	219	9949	218		
9536/EX+289425	150	9760	198	9874	188	9903	219	9951	216		
9536+28830	143	9764	202	9875	188	9903N	219	9952	216		
9536+289625	143	9765	198	9876	189	9904N	219	9953	216		
9538	205	9767	198	9877/20	189	9905	219	9955	217		
9538+289715	145	9767B	165	9877/25	189	9905N	219	9961	217		
9538+289720	145	9768	202	9877/32	189	9906	219	9962	217		
9539	205	9768B	165	9878/20	189	9906N	219	9963	217		
9539+2899715	145	9769	202	9878/25	189	9907	219	9964	217		
9546	197	9770	199	9878/32	189	9907N	219	9966	217		
9546+28808	141	9773	208	9879/20	188	9908	219	9967	217		
9547	197	9777	199	9879/25	188	9908N	219	9969	216		
9548	197	9778	197	9879/32	188	9909	219	9979	216		
9549	197	9779	215	9880/20	188	9909N	219	9981	217		
9570	203	9780	215	9880/25	188	9910	219	9982	218		
9572	211	9781	215	9880/32	188	9910N	219	9983	218		
9573	199	9784	83	9881/20	188	9911	219	9986	217		
9574	199	9785	86	9881/25	188	9911N	219	9987	217		
9575	211	9787	87	9881/32	188	9912	219	9988	217		
9576	210	9818	100	9882/20	188	9912N	219	9989	217		
9578	213	9825	100	9882/25	188	9915	219	9991	218		
9579	210	9828	100	9882/32	188	9915N	219	9992	218		

FLEXBIMEC INTERNATIONAL S.r.l. makes every effort to maintain the accuracy and quality of the information provided on this Catalogue. However, FLEXBIMEC cannot guarantee and assumes no legal liability or responsibility for the accuracy or completeness of the information provided. The information contained on this catalogue is for general guidance only. You should neither act, nor refrain from action, on the basis of any such information. You should take appropriate professional advice on your particular circumstances because the application of our equipment may vary depending on particular circumstances.

The copyright of all content on this catalogue is owned by FLEXBIMEC. No part of the catalogue may be changed, reproduced, stored in or transmitted on any website or medium without the prior written permission of FLEXBIMEC. Requests to republish any material must be sent to [info@flexbimec.com](mailto:info@flexbimec.com).





**MADE IN ITALY**



**FLEXBIMEC INTERNATIONAL S.r.l.**

42020 ALBINEA (RE) - ITALY - Via Roma, 26  
Tel. +39 0522 347330 - [info@flexbimec.com](mailto:info@flexbimec.com)  
[www.flexbimec.com](http://www.flexbimec.com)



**FLEXBIMEC BRAZIL Ltda**

Av. F. S. Bitencourt, 1369  
Porto Alegre (RS)  
Tel. +55 5133772352  
[comercial@flexbimec.com.br](mailto:comercial@flexbimec.com.br)

**FLEXBIMEC N.A. CORP.**

601 Brickel Drive - 33131 MIAMI (FL)  
Tel. +1 3056002719  
[info@flexbimec.com](mailto:info@flexbimec.com)  
[www.flexbimec.us](http://www.flexbimec.us)