



Ex II 2G



e^{LOW}MISSION



RosAuto

LOW-EMISSION
SOLVENT-BASED SPRAY GUN WASHER


LOW EMISSION

LOW-EMISSION SOLVENT-BASED SPRAY GUN WASHER

Thanks to the low air circulation within the operating area, this spray gun washer holds back most of the gases, especially the most volatile (i.e. acetone), which are also the most important for top-quality cleaning.

In this way, the gases retained are not dispersed into the atmosphere but return, by means of condensation, into the re-circulating solvent drum, thus increasing the quantity, quality and clearness of the solvent for subsequent gun pre-washes (especially for automatic machines).

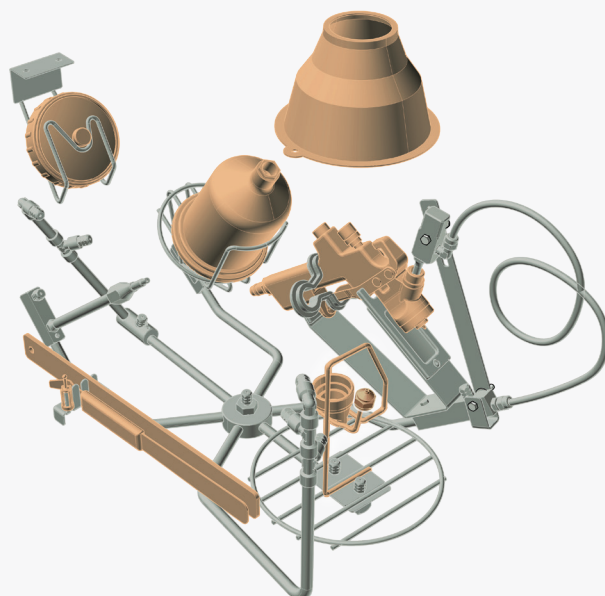
This machine can be used in different ways, with consequent variations in solvent consumption and emissions. Whatever the use, it guarantees a minimum of 30% savings compared to traditional machines. When used correctly, the spray gun washer can save up to 60% solvent and reduce emissions by 80%.





**AUTOMATIC WASHING SYSTEM APPROVED
BY MANUFACTURERS OF DIGITAL
(AND NON-DIGITAL) GUNS**

**UP TO 2 SPRAY GUNS
WITH ACCESSORIES
AT THE SAME TIME**




LOW EMISSION MODELS

MOD. LEW 15

MANUAL, **SOLVENT-BASED**

Recirculation pump, clean solvent rinse injector, pump for clean solvent dispenser.

TECHNICAL DATA: 540 x 710 x H1540 mm | **DISCHARGE PIPE:** Ø 120 mm



MOD. LEW 35

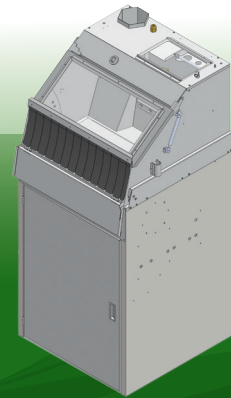
AUTOMATIC AND MANUAL **SOLVENT-BASED**

Automatic washing with recirculation, recirculation pump, clean solvent rinse injector.

MOD. LEW 35 D

+ Pump for clean solvent dispenser..

TECHNICAL DATA: 692 x 710 x H1540 mm | **DISCHARGE PIPE:** Ø 150 mm



MOD. LEW 25

COMBINED

MANUAL, **WATER-BASED** – MANUAL **SOLVENT-BASED**

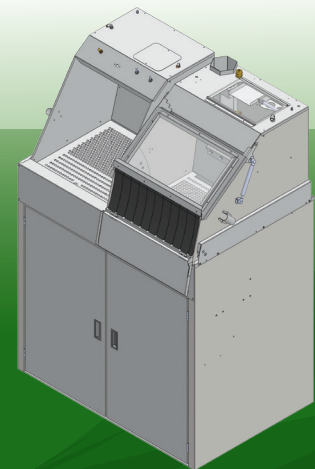
WATER

Recirculation pump, clean water rinse spray, blow gun, water-paint separation kit.

SOLVENT

Recirculation pump, clean solvent rinse injector, pump for clean solvent dispenser.

TECHNICAL DATA: 1044 x 710 x H1540 mm | **DISCHARGE PIPE:** Ø 120m



MOD. LEW 45

COMBINED

MANUAL, **WATER-BASED** – AUTOMATIC AND MANUAL, **SOLVENT-BASED**

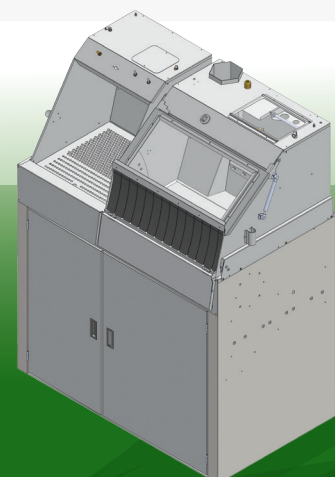
WATER

Brush supplied by recirculation pump, clean water rinse spray, blow gun, water-paint separation kit.

SOLVENT

Automatic washing with recirculation, recirculation pump, clean solvent rinse injector, pump for clean solvent dispenser.

TECHNICAL DATA: 1200 x 710 x H 1540 mm | **DISCHARGE PIPE:** Ø 150m



WHY CHOOSE LOW EMISSION



More solvent remains in the liquid state and **LESS GAS ENTERS THE ATMOSPHERE**, such as acetone, which is very volatile



MORE RECIRCULATED SOLVENT and much less paint contamination remain in the internal tank, making it suitable for subsequent gun pre-washing



The compressed air is connected to the spray gun only after it has been washed manually in order to spray briefly 2–3 times



GREATER PROTECTION for the operator against splashes and airborne vapours

**RECOMMENDED OPTIONAL
EXTERNAL ATEX LAMP
for interior lighting**
with automatic switch-on
when the door is opened

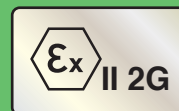




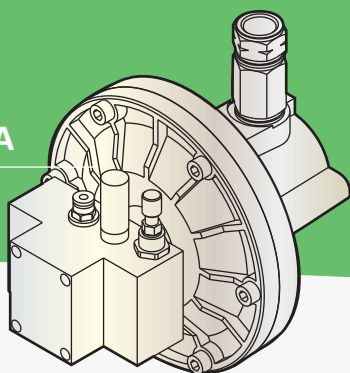
WASHING SOLUTIONS LEADER FROM 1979

Rosauto has been designing and manufacturing high quality spray gun washers and parts washers for over 40 years, with a combination of history and innovation

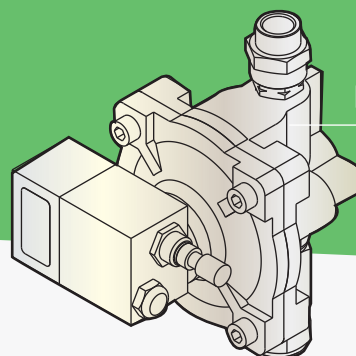
DIAPHRAGM PUMP ROSAUTO RELIABILITY SINCE OVER 30 YEARS



POMPA PA



POMPA MP



Via Lungochiampo, 53
36054 Montebello Vicentino - (VI) Italy
Tel. +39 0444 648966 - Fax +39 0444 648960 E-mail
rosauto@rosauto.it
www.rosauto.it

