MABEF

**Art supporters**

Since 1948

# LA STORIA | HISTORY | L'HISTOIRE
# NUESTRA EXPERIENCIA | DIE GESCHICHTE

## 1948 Nascita dell'attività

Albino Bruno Mariotto, abile ebanista restauratore ed appassionato di pittura, decide insieme alla moglie Rita di iniziare a produrre artigianalmente cavalletti per pittori a Ispra, piccola città del Lago Maggiore.

## 1954 Il primo laboratorio

In pochi anni l'attività di produzione di cavalletti per pittori raggiunge un successo tale da richiedere il trasferimento nella vicina città di Gallarate, in un piccolo laboratorio di circa 250 mq.

## 1958-1970 I primi mercati esteri

Luciano Mariotto e il genero Giovanni Tottoli con i quali l'azienda comincia ad esportare all'estero.

## 1974 Il nuovo stabilimento produttivo

Nuova unità produttiva a Cardano al Campo dove l'azienda M.A.B.E.F. esporta ora i suoi prodotti in oltre 6000 mq.

## 1975 L'espansione nel mondo

L' azienda assume il nome di M.A.B.E.F., riprendendo le iniziali del nome del fondatore: Mariotto Albino Bruno E Figli e inizia la produzione artigianale di cavalletti.

## 1984 Il cavalletto in kit

Luciano progetta e realizza il cavalletto in kit, facile da montare, da trasportare e da utilizzare. Questa "invenzione" incrementa ulteriormente il successo dei cavalletti M.A.B.E.F.

## 1986-1991 La nuova generazione

Fanno il loro ingresso in azienda anche i nipoti Laura Mariotto, Sandro e Paolo Tottoli: Laura e Sandro si occupano della parte commerciale e di marketing, consolidando il "marchio M.A.B.E.F." mentre Paolo di quella tecnica e produttiva.

## 2002 L'ecosostenibilità

M.A.B.E.F., molto attenta al rispetto per la natura e l'ambiente, decide di riconvertire tutti gli scarti della lavorazione del legno riciclandoli al 100% con la trasformazione in pellets, combustibile ecologico utilizzato per il riscaldamento dell'azienda.

## Il made in Italy

Un successo a livello mondiale, quello della M.A.B.E.F., ottenuto anche e soprattutto grazie al costante impegno nella ricerca di materie sussidiarie prodotte esclusivamente in Italia o in Europa in modo da garantire la qualità e

rispetto della natura che guida la scelta della materia prima dei cavalletti M.A.B.E.F., il legno. Massello di faggio di prima qualità, proveniente da zone controllate dove è assicurata un'immediata riforestazione.

## Oggi

M.A.B.E.F. sapientemente amministrata in questi 70 anni dai suoi titolari, orientata verso un costante ed innovativo miglioramento tecnologico e produttivo, grazie alla sua tradizionale serietà e cortesia nel rispondere alle richieste ed esigenze dei clienti, realizza e garantisce un prodotto garanzia a "vita" su tutti gli articoli M.A.B.E.F.

M.A.B.E.F. esporta ora i suoi prodotti in quasi 60 paesi del Mondo.

Il Cavalletto M.A.B.E.F. è un prodotto che ti accompagna per tutta la vita ricordando la passione e la capacità artigianale dei suoi creatori.

## 1948 The birth of the company

## 1986-1991 The new generation

rispetto della natura che guida la scelta della materia prima dei cavalletti M.A.B.E.F., il legno. Massello di faggio di prima qualità, proveniente da zone controllate dove è assicurata un'immediata riforestazione.

## 2002 Eco-sustainability

based.

# LA STORIA | HISTORY | L'HISTOIRE
# NUESTRA EXPERIENCIA | DIE GESCHICHTE

,# &10 #,2+!"/ÿ /&,11, ) &+, /2+, Ô +! 1%" / +! + *" "$ + 1, " (+,4+ &+1'

### 1984 Easel in kit

Luciano designed and produced an easel in kit form that 4 0 " 06 1, 1/ +0-,/1þ 00"* )" +! 20"ý %&0 &+3"+1&,+ further enhanced the success of M.A.B.E.F. easels.

### Ö Þ Ý Û Ö Þ Þ Ö "4 $"+"/ 1&,+

Albino Bruno's grandchildren, Laura Mariotto and Sandro +! ,), ,11,)& ',&+"! 1%" # *&)6 20&+"00ý 2/ +! +!/, ),,( ž"/ 1%" ,**"/ & ) +! * /("1&+$ 0-"+1)) 1&,+ æ /! +, ) *-, ,+0,)&! 1&+$ 1%" ý ý ý ý ý / +! þ 4%1&)"/ &**"!& 1" /"-) +1&+$ &0 $2 / +1"" 1%" the technical part and production.

### 2002 Eco-sustainability

ý ý ý ý ý - 60 $/" 1 11"+1&,+ 1, "+3 1&,+ 1 &0 /"- 6 ÖÕÕ¢ ,# 1%" 4,,! 4 01" #/,* -/,!2 1&,+ transformed into pellets, an ecological fuel used in heating 1%" # 1,/6 +! ,›& "0ý

### 2004 , "/1&œ 1&,+

ý ý ý ý ý , 1&+"! 1%" , "/1&œ 1 &,+ )& "+ " ,!" ÕÖÕÖÛÖþ ,/"01 1"4 /!0%&- ,2+ &) $/è 1, 1%" "+3&/,+*"+1 ))6 #/&"+!)6 %,& 20"! &+ 1%" * +2# 12/" ,# ý ý ý ý ý " &0 1,- .2 )&16 0,)&! "" %þ ,*&+$ #/,* 4%"/" &**"!& 1" /"-) +1&+$ &0 $2 / +1"" 1%"

### Made in Italy

ý ý ý ý ý 0 02 "00 &0 4,/)!4&!"þ 1%" the constant commitment to sourcing all materials and "00,/&"0 -/,!2 "! "5 )20&3")6 &+ 1 )& 1, $2 / +1"" 1%" .2 )&16 +! /")& &)&16 ,# -/,!2 1 1% 1 &0 ÖÕÕ¢ !" &+ 1 )6 ý

### Today

ý ý ý ý ý ,4+"/0 % 3" !"!& 1"! 1%"&/ 1%" ,*- +6 ,3"/ ÜÕ 6" /0ý + /"0-,+!&+$ 1,$&2"+1&+0!0-,2/ )" % 2› $" !" ) "+1/ +! /".2"010 4&1% 1/ !&1&,+ ) 0"/&,20+"00 +! ,2/1"06þ 1%" ,*- +6 % 0 &*"! 1, %&"3" 1" %+& ) ,+01 +1)6 &*-/,3"! -/,!2 1&,+ý %" /"02ý reliable product that is guaranteed to last over time; in fact )) ý ý ý ý ý -/,!2 10 //6 )&#"1&*" ý ý ý ý ý "5-,/10 &10 -/,!2 10 1, +" /)6 !Ü Õ) 1%" 4,/)!ý ý ý ý ý ý " 0") &0 -/,!2 1 1% 1 4&)) 1/& 21" 1, 1%" - 00&,+ +! / ž0* +0%&+ reforestation immediately.

### 1948 Naissance de l'activité

Albino Bruno Mariotto, habile ébéniste restaurateur et passionné de peinture, décide avec son épouse Rita d'entreprendre la production artisanale de chevalets pour peintres à Ispra, petite ville du Lac Majeur.

### 1954 Premiers ateliers

En quelques années, l'activité de production de chevalets de peinture remporte un tel succès qu'ils s'installent dans la ville voisine de Gallarate, dans un petit atelier de 250 m2 environ.

### 1958-1970 Premiers marchés à l'étranger

" œ)0 ! ) &+, /2+,þ 2 &+, /&,11,þ "1 Giovanni Tottoli, intègrent l'entreprise qui commence alors æ "5-,/1"/ æ ) 1/ +$"/ý

### Ö Þ $Ü Ù 0 - "+ 11 þ ) ) 1&,+ æ /! +, ) *-,

La nouvelle unité de production à Cardano al Campo, où l'entreprise a encore son siège, s'étend sur une surface de plus de 6000 m2.

### 1975 M.A.B.E.F. Dans le monde

L'entreprise prend le nom de M.A.B.E.F., lettres initiales du nom de son fondateur Mariotto Albino Bruno et &)0þ "1 "+1/"-/"+! ) !&›20&,+ !" ) * /.2 international.

### 1984 Le chevalet en kit

Luciano conçoit et réalise le chevalet en kit, facile à monter, à transporter et à utiliser. Cette "invention" accroît davantage le succès des chevalets M.A.B.E.F.

### 1986-1991 Les petits-enfants intègrent l'entreprise

Les petits-enfants Laura Mariotto, Sandro et Paolo Tottoli #,+1 "25 200& )"2/ "+1/ " ! +0 ) "+1/"-/ Sandro s'occupent du secteur commercial et de marketing, consolidant ainsi la "marque M.A.B.E.F.", tandis que Paolo se charge du secteur technique et productif.

### 2002 L'éco-durabilité

M.A.B.E.F., très soucieuse du respect de la nature et de l'en- 3&/,++"*"+1þ ! &!" !" /" ,+3"/1&/ "1 /" 6 ) de bois à 0100 % en les transformant en pellets, combustible ×ÕÕÙ 3 1&/1&œ ! 1&,+ , org-Code licence C010161, Conseil pour la bonne gestion chevalets M.A.B.E.F., le bois. Hêtre massif de première qualité issu de zones contrôlées où est assurée une reforestation immédiate.

### Le made in Italy

"01 200& "1 02/1,21 $/è " æ 2+ 1/ 3 & la recherche de matières consommables produites "5 )20&3"*"+1 "+ 1 )&" ,2 "+ 2/,-" -,2/ .2 )&1 "1 ) œ &)&1 ! 2+ /1& )" "+1&/ Italie" que M.A.B.E.F. remporte un succès mondial.

# LA STORIA | HISTORY | L'HISTOIRE
# NUESTRA EXPERIENCIA | DIE GESCHICHTE

## Aujourd'hui

Administrée de main de maître par ses titulaires durant ces 70 ans, orientée vers une amélioration technologique et courtoisie qui la caractérisent lorsqu'il s'agit de répondre tous les articles M.A.B.E.F.
monde.
Le Chevalet M.A.B.E.F. est un produit qui vous accompagnera toute la vie, empreint de la passion et de la capacité artisanale de ses créateurs.

## 1948 Nacimiento de la actividad

apasionado de la pintura, decide, junto a su mujer Rita, iniciar la producción artesanal de caballetes para pintores de Italia.

## 1954 El primer taller

trasladarse a la cercana ciudad de Gallarate, a un taller de

## 1958-1970 Los primeros mercados extranjeros

Empiezan a trabajar en la empresa el hijo de Albino Bruno,

## 1974 La nueva planta de producción

Se inaugura la nueva unidad productiva de Cardano al actualidad sigue siendo la sede de la empresa.

## 1975 Expansión en el mundo

La empresa toma el nombre de M.A.B.E.F., que corresponde a las iniciales del nombre de su fundador, Mariotto Albino la marca a nivel internacional.

## 1984 El caballete en kit

## 1986-1991 Una nueva generación

Hacen su entrada también los nietos: Laura Mariotto, consolidando la "marca M.A.B.E.F.", mientras que Paolo se

## Hoy

Gracias a todo ello, ha sabido garantizar siempre un de por vida.
mundo.
El caballete M.A.B.E.F. es un producto que acompaña al

## "Made in Italy"

principalmente gracias al compromiso constante en la

## 1948 Beginn der tätigkeit

Albino Bruno Mariotto, ein tüchtiger Kunsttischler und Restaurator mit einer Vorliebe für Malerei, entscheidet sich Maler herzustellen.

## 1958-1970 Die ersten märkte im ausland

Produkte ins Ausland.

# LA STORIA | HISTORY | L'HISTOIRE
# NUESTRA EXPERIENCIA | DIE GESCHICHTE

Ö Þ Ü Ù "/ 2*72$ + % /! +, ) *-,
&+ +"2"0 /,!2(1&,+04"/( 4&/! &+ /Welt, ) *-,
"/F›+"1þ 4, ! 0 +1"/+"%*"+ +, % %'&2'1"ý ý ý ý ý 1 ›")"& &01 "&+ /,!2(1þ ! 0
Firmensitz mit über 6000 qm hat.

Ö Þ Ü Ú ý ý ý ý ý + !"/ 4")1
Das Unternehmen nimmt den Namen M.A.B.E.F. an, der die
+&1& )"+ !"0 /r+!"/0 2#$/"&žÿ /&,11, ) &+, /2+, "
&$)& /&,11, ) &+, /2+, 2+! F%+" 2+! "$&++1 *&1 !"/
internationalen Vermarktung der Marke.

Ö Þ Ý Ù &" 01 ›")"& )0 20 17
2 & +, "$&++1 ! *&1þ !&" 1 ›")"& )0 20 17
-) +"+ 2+! %"/7201"))"+ý "&+" /œ+!2+$)ê01 0& %)"& %1
*,+1&"/"+þ 1/ +0-,/1&"/"+ 2+! "+217"+ 2+!ê$ &ý
4"&1"/ 72* /#,)$ !"/ ý ý ý ý ý 1 ›")"&"+ &ý

1986-1991 Die enkelkinder treten dem unternehmen bei
Auch die Enkelkinder Laura Mariotto, Sandro und Paolo
Tottoli steigen in das Unternehmen ein: Laura und Sandro
"0 %ê ž&$"+ 0& % *&1 !"+ "/"& %"+ +!") 2+! /("1&+$
2+! 1/ $"+ 72/ "01&$2+$ !"/ /(" ý ý ý ý ý "+!
,), #r/ !"+ 1" %+&0 % -/,!2(1&3"+ "/"& % &01ý

2002 Nachhaltigkeit
ý ý ý ý ý 0 %"+(1 !"* *4")1 2+! 12/0 %
" %12+$ 2+! "0 %)&"gþ ))" #ê))" !"/
12+$ (,*-)"11 72 /" 6 )"+ 2+! &+ "))"10 72 ý
&"0"/ F(,),$&0 %" /"++01,› 4&/! 72* "&7"+ 0
benutzt.

× Õ Õ Ù &" 7"/1&œ7&"/2+$ ,
ý ý ý ý ý "/%ê)1 ! 0 , &"$") 444ý#0 ý,/$ &7"+7+/ý
Õ Ö Õ Ö Û Ö þ ,/"01 1"4 /!0%&- ,2+ &) þ *&1 !"* !"/
12/0 %217 "& !"/ 204 %) !"/ ,%01,›" #r/ !&"
ý ý ý ý ý 1 ›")"&"+ !"* ,)7 7"/1&œ7&"/
"/4"+!"1 4&/! %, %4"/1&$"0 00&3 2 %"
(,+1/,))&"/1"+ " &"1"+þ 4, "&+" 0,#,/1&$
012+$ $"4ê%/)"&01"1 &01ý

Made in Italy
ý ý ý ý ý ( ++ 4")14"&1" /#,)$" 3"/7"& %
dank dem konstanten Einsatz von Hilfs- und Betriebsstof
fen , die ausschließlich in Italien oder in Europa produziert
4"/!"+þ "/7&")1 4"/!"+ÿ , 4&/! !&"- 2 )&1ê1
0&$("&1 "&+"0 $ê+7)& % &+ 1 )&"+ %"/
garantiert.

Heute
ý ý ý ý ý &01 ! +( !"/ $21"+ "/4 )12+$ 0"&+"/
Ü Õ %/"+ $"0 %ê ž)& %"/ (1&3&1ê1 "&+ "1 )&"/1"/ "1/&" þ
der auf eine konstante, innovative technisch-produktive
"/ "00"/2+$ 7&")1ý " "+ !"/ 1/ !&1&,+"))"+ "/
und Freundlichkeit gegenüber jeder Bitte und Erfordernis
des Kunden garantiert das Unternehmen ein solides, höchst
723"/)ê00&$"0 /,!2(1 2+! ( ++ 0, "& ))"+ ý ý ý ý ý

Artikeln eine lebenslange Haltbarkeit zusichern.
ý ý ý ý ý "5-,/1&"/1 0"&+" /,!2(1" &+ # 0

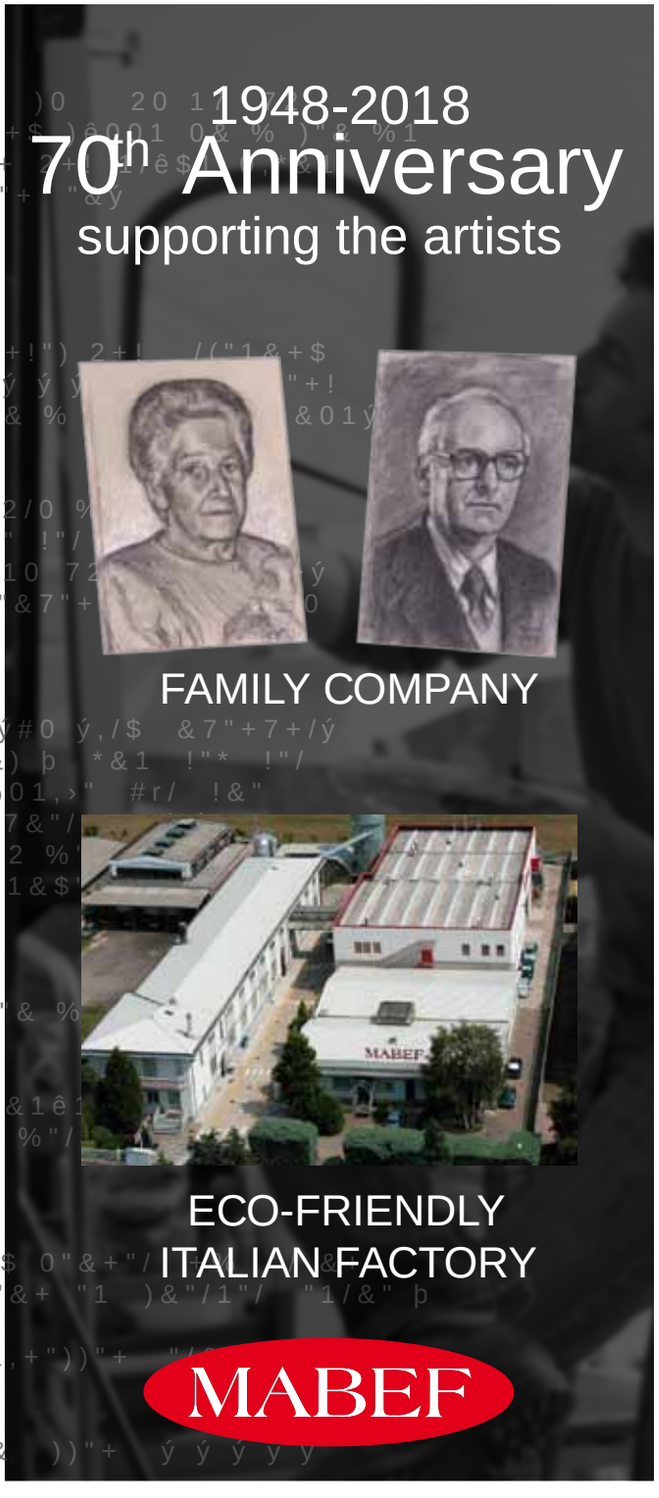

# INDEX


A 3 ))"11& ! 012!&, " 12!&, " 0")0 " %"3 )"10 ! 1")&"/ ))"1"0 !" 012!&, " 1")&"/01 ›")"&"+ sez. A/1 - A/29

B 3 ))"11& )&/ " 6/" " 0")0 " %"3 )"10 æ )6/" ))"1"0 )&/ " 6/"01 ›")"&"+ sez. B/1 - B/13

00"11" 3 ))"11, " 0")0 0("1 % ,5"0 " ,$1"0 æ ý %"3 )"10 ' 0 ))"1" " F›"/01 ›")"&"+ 0"ý !Ó !Ú

D 3 ))"11& ! *- $+ " &")! " 0")0 " %"3 )"10 !" *- $+" ))"1"0 !" *-, " ")!01 ›")"&"+ sez. D/1 - D/15

E 3 ))"11& ! 1 3,), " )" " 0")0 " %"3 )"10 !" 1 )" ))"1"0 !" *"0 " &0 %01 ›")"&"+ sez. E/1 - E/8

F /1& ,)& 3 /& " &›"/"+1 /1& )"0 " /1& )"0 !&3"/0 /1" 2),0 !&3"/0,0 " "/0 %&"!"+" /1&(") sez. F/1 - F/20

# LEGENDA | SYMBOLS | LÉGENDE | LEYENDA BESCHRIFTUNG

Esterno
Outdoors
8 ) " 5 1 / & " 2 /
) " 5 1 " / & , /
Außen

Interno
Indoors
À l’intérieur
Al interior
Innen

Olio-Acrilico
& ) / 6 ) &
2 & ) " / 6 ) & . 2 "
Aceite-Acrìlico
• ) / 6 ) # / " +

Pastello
Pastel
Pastel
Pastel
Pastellkreide

Acquerello
Watercolour
Aquarelle
Acuarela
Aquarell

Esposizione
& 0 - ) 6
5 - , 0 & 1 & , +
5 - , 0 & & B +
Austellung

# COME FUNZIONA | HOW IT WORKS | COMMENT ÇA MARCHE
# CÓMO FUNCIONA ESTO | WIE FUNKTIONIERT DAS

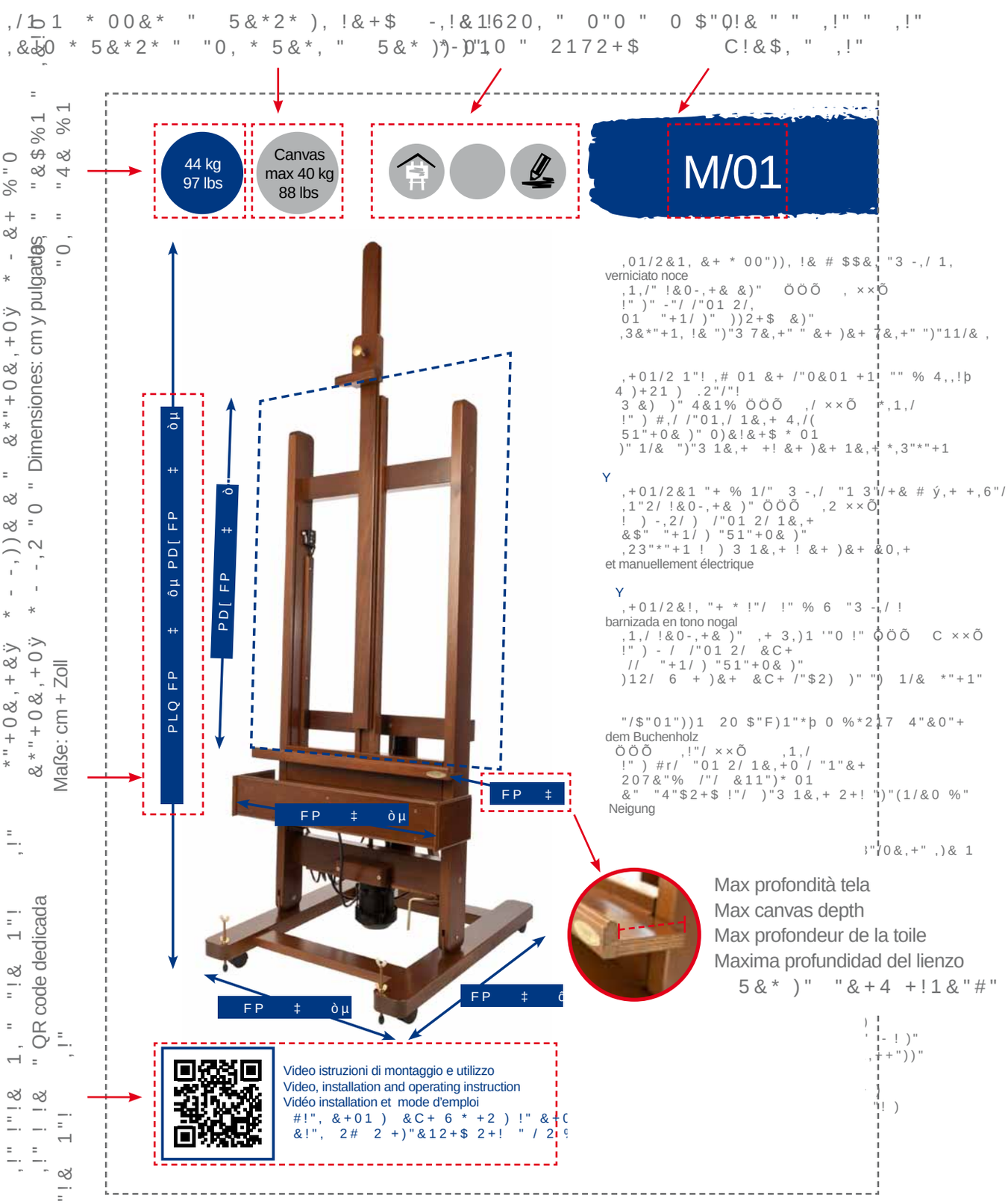

# KIT DI MONTAGGIO | ASSEMBLY KIT | KIT DE MONTAGE KIT DE MONTAJE | MONTAGEKIT

## M/10

,01/2&1, &+ * 00")), !& # $$&, "3 -,/ 1, ,)& 1,
"$,) 7&,+" +$,), !& ) 3,/, *"!& +1" )"3"
&01"* !& 0& 2/"77 +1& /& )1 *"+1,
0" ,*-)"1 *"+1" /& %&2!& &)"
,3&*"+1, !& ")"3 7&,+" /"$,) 1, !

cremagliera

,/+&1, &+ (&1 !& *,+1 $$&,

,+01/2 1"! ,# ,&)"!þ 01 &+ /"0&01 +1 "" %
4,,!
!'201 )" 4,/(&+$ +$)" 6 )"3"/ % +1)"0
, ,)) -0& )" 0 #"16 0601"*
),0 )" 0"
+3 0 %,)!"/ %"&$%1 &0 !'201"! 6 / 1 %"1
&*-)" 00"* )6 /".2&/"!

,+01/2&1 "+ % 1/" 3 -,/ %2&)
$) $" !" ) +$)" ! &+ )&+ &0,+ 3" ,&$+ "0

à leveir

601 *" !" 0 2/&1 +1& /"+3"/0"*"+1
0" #"/* )"
,23"*"+1 ! ) 3 1&,+ - / / * &)) /"
,2/+& "+ (&1 !" *,+1 $"

9

,+01/2&!, "+ * !"/ !" % 6 "3 -,/ !

aceitada

"$2) &C+ !") ç+$2), !" 1/ ', ,+ - ) + 0
&01"* !" 0"$2/&! ! +1&32") ,
0" "// )"
)12/ /"$2) )" -,/ *"!&, !" 1/&+.2"1"
" 02*&+&01/ "+ (&1 !" *,+1 '"

"/$"01"))1 20 $"F)1"*þ 0 %*217 4"&0"+!"*

Buchenholz

&+01")) /"/ / "&104&+(") !2/ % " )$/&›"
& %"/%"&100601"* 3"/%&+!"/1
20 **"+() --"+
"/0 %)&"g /"/ , (")
&" F%" !"0 &)!% )1"/0 ( ++ *&11")0
01"/0 %&"+" "&+$"01"))1 4"/!"+
&1 ,+1 $"(&1

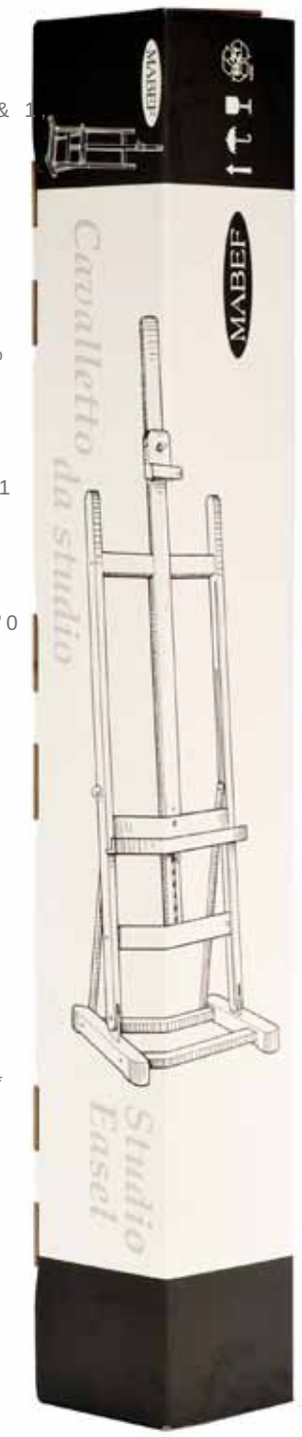

/2 &,+"0
0 +4"&02+$

Canvas
max 40 kg
88 lbs

,01/2&1, &+ * 00")), !& # $$&, "3 -,/
verniciato noce
,1,/" !&0-,+& &)" ÖÖÕ , ××Õ
!" )" -"/ /"01 2/,
01 "+1/ )" ))2+$ &)"
,3&*"+1, !& ")"3 7&,+" " &+ )&+ 7&,+" ")"

,+01/2 1"! ,# 01 &+ /"0&01 +1 "" % 4
4 )+21 ) .2"/"!
3 &) )" 4&1% ÖÖÕ ,/ ××Õ *,1,/
!" ) #,/ /"01,/ 1&,+ 4,/(
51"+0& )" 0)&!&+$ * 01
)" 1/& ))6 -,4"/"! / &0&+$ +! 1&)1&+

Y
,+01/2&1 "+ % 1/" 3 -,/ "1 3"/+& # ý
,1"2/ !&0-,+& )" ÖÖÕ ,2 ××Õ
! ) -,2/ ) /"01 2/ 1&,+
&$" "+1/ ) "51"+0& )"
,23"*"+1 )" 1/&.2" "+ % 21"2/ "1 "+
inclinaison

Y
,+01/2&!, "+ * !"/ !" % 6 "3 -,/ !
barnizada en tono nogal
,1,/ !&0-,+& )" ,+ 3,)1 '"0 !" ÖÖÕ C
!" ) - / /"01 2/ &C+
// "+1/ ) "51"+0& )"
"$2) &C+ ") 1/& !" ) )12/ 6 !" )
inclinación

"/$"01"))1 20 $"F)1"*þ 0 %*217 4"&(
dem Buchenholz
ÖÖÕ ,!"/ ××Õ ,1,/
!" ) #r/ "01 2/ 1&,+0 / "1"&+
207&"% /"/ &11")* 01
)"(1/&0 % +$"1/&" "+" " " 2+!
&-- "4"$2+$

&0-,+& &)" + %" &+ 3"/0&,+" ,
)0, 3 &) )" &+ ,&)"! 3"/0&,+
Y$ )"*"+1 !&0-,+& )" "+ 3"/0&,+ %
Tambiédisponible en versión
aceitada
Auch in verfügbar in geölter Version



&0-,+& &)" + %" ,+ -"! )"
"!, 1")" ,* +!, -7&,+ )"
)0, 3 &) )" 4&1% -"! ) +!!,/
/"*,1" ,+1/,) -1&,+ )
Y$ )"*"+1 !&0-,+& )" 3" - ! )"
"1!,2 1 ) ,** +!" -1&,++"))"
Tambiédisponible con pedal
6!C 1")"!&/&', - &,+ )
Auch in e/%ê)1)& % *&1 "! )
und/oder Fernbedienung
,-1&,+ )

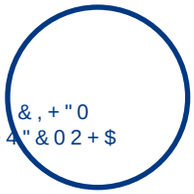

Video istruzioni di montaggio e utilizzo
Video installation and operating instruction
Vidéo installation et mode d'emploi
#!", &+01 ) &C+ 6 * +2 ) !" &+01/2 &,+"0
&!", 2# 2 +)"&12+$ 2+! " / 2 %0 +4"&02+$

A/1


PLQ FP ‡ôµ PD[ FP ‡ôµ

8°
14°

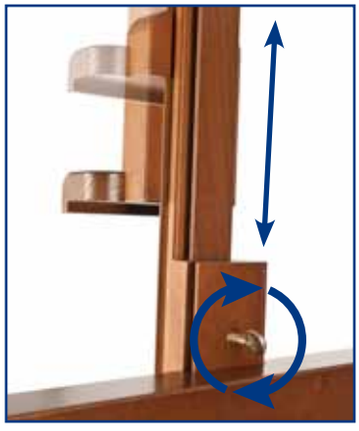

FP [ [ ‡ ôµ[ cµ[

Canvas
max 40 kg
88 lbs

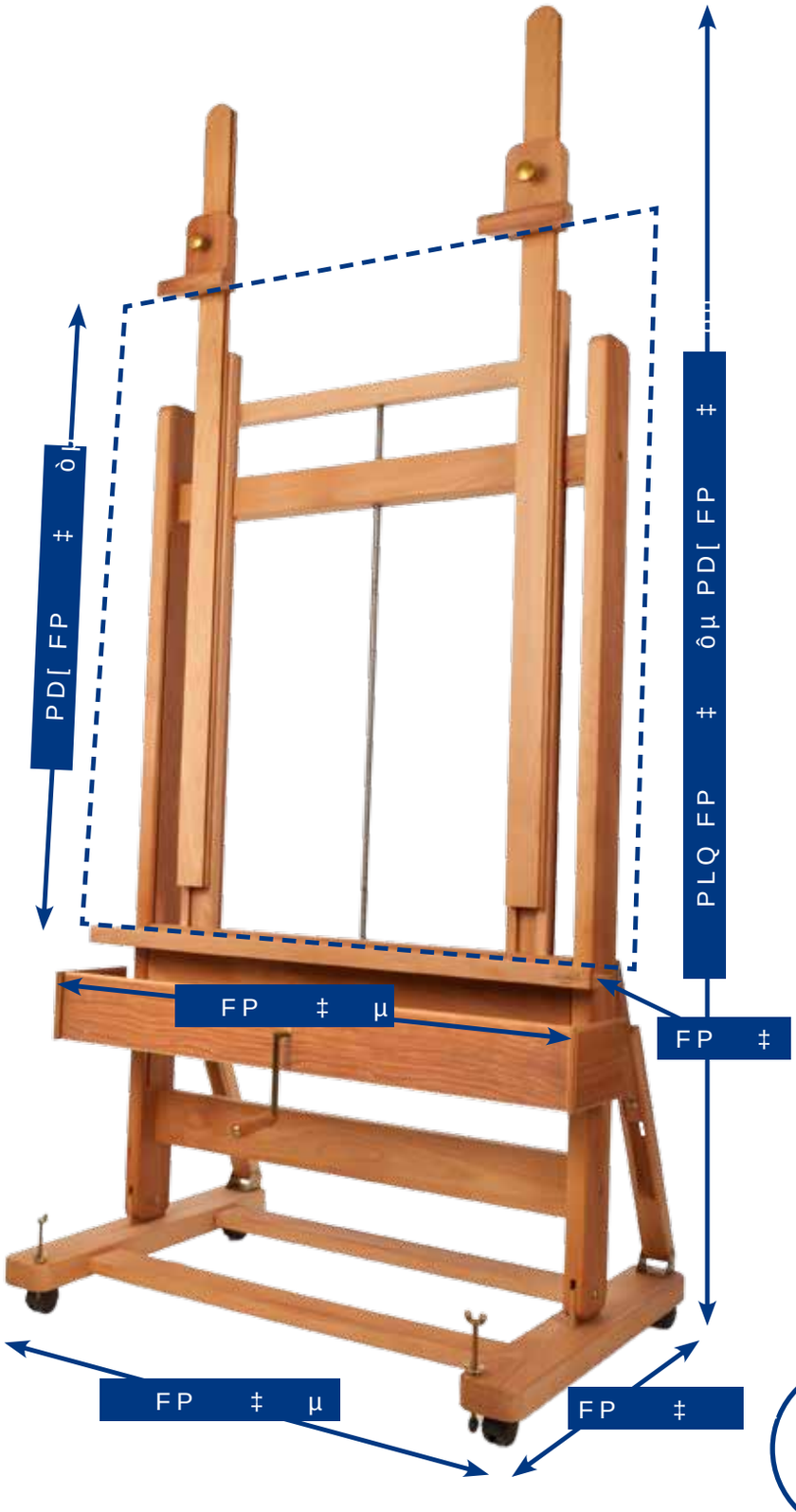


,01/2&1, &+ * 00")), !& # $$&, "3 -,/
&0-,+& &)" + %" &+ 3"/0&,+" ")"11/&
*,1,/" ÖÖÕ , ××Õ
!" )" -"/ 1")" !& $/ +!& !&*"+0&,+&
,3&*"+1, !& ")"3 7&,+" * +,3"))
,3&*"+1, !& &+ )&+ 7&,+" * +2 )"
,--& 01 "+1/ )" ))2+$ &)"

,+01/2 1"! ,# ,&)"!þ 01 &+ /"0&01 +1 "
)0, 3 &) )" &+ 1%" ")" 1/& 3"/0&,+
ÖÖÕ ,/ ××Õ
!" ) #,/ 3"/6 ) /$" +3 0
+3 0 %,)!"/ %"&$%1 &0 !'201"! 6
mechanism
+3 0 %,)!"/ &+ )&+ 1&,+ &0 !'201"!
,2 )" "51"+0& )" 0)&!&+$ * 01

8
,+01/2&1 "+ % 1/" 3 -,/ %2&)
Y$ )"*"+1 disponible dans la version électrique
*,1"2/ ÖÖÕ ,2 ××Õ
! ) -,2/ $/ +!"0 1,&)"0
,23"*"+1 ! ) 3 1&,+ - / * +&3"))"
,23"*"+1 ! &+ )&+ &0,+ * +2"))"*"+1
,2 )" 1&$" "+1/ ) "51"+0& )"

,+01/2&!, "+ * !"/ !" % 6 "3 -,/ !
aceitada
* & + !&0-,+& )" "+ ) 3"/0&C+ ") 1/&
*,1,/ ,+ 3,)1 '"0 !" ÖÖÕ C ××Õ
!" ) - / )&"+7,0 !" $/ +!"0 !&*"+0&,+"
)12/ /"$2) )" -,/ *"!&, !" * +&3")
+ )&+ &C+ /"$2) )" * +,
, )" // "+1/ ) "51"+0& )"

"/$"01"))1 20 $"F)1"*þ 0 %*217 4"&
dem Buchenholz
2 % &+ "/%ê)1)& % &+ ")"(1/&0 %"/
,1,/ ÖÖÕ ,!"/ ××Õ
!" ) #r/ 0"%/ $/,g" "&+4ê+!"
&" F%" !"/ &)! 2• $" ( ++ *&11")0
2/ ") " % +&0*20 "&+$"01"))1 4"/!"+
&" "&$2+$ !"0 &)!% )1"/0 &01 * +2")) 3
,--")1"/ 207&"% /"/ &11")* 01

&0-,+& &)" ,+ -"! )"
"!, 1")" ,* +!, -7&,+ )"
3 &) )" 4&1% -"! ) +!!,/
/"*,1" ,+1/,) -1&,+ )
&0-,+& )" 3" - ! )" "1!,2
1 ) ,** +!" -1&,++"))"
&0-,+& )" ,+ -"! )
6!C 1")"!&/&', - &,+ )
/%ê)1)& % *&1 "! ) 2+!!,!"/
"/+ "!&"+2+$ ,-1&,+ )

Video istruzioni di montaggio e utilizzo
Video installation and operating instruction
Vidéo installation et mode d'emploi
#!", &+01 ) &C+ 6 * +2 ) !" &+01/2 &+"0
&!", 2# 2 +)"&12+$ 2+! " / 2 %0 +4"&02+$


PLQ FP ‡ µ PD[ FP

14°
11°

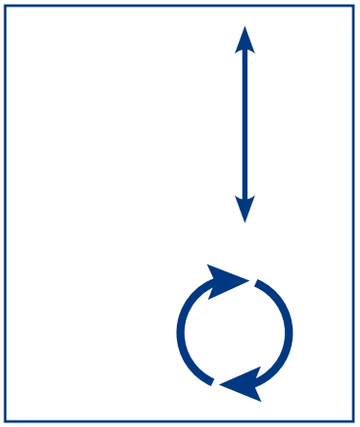



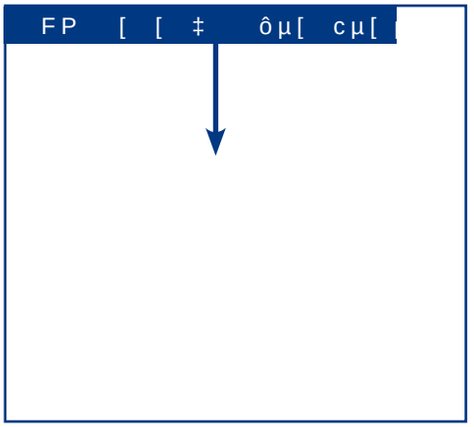
FP [ [ ‡ ôµ[ cµ[

Canvas
max 40 kg
88 lbs

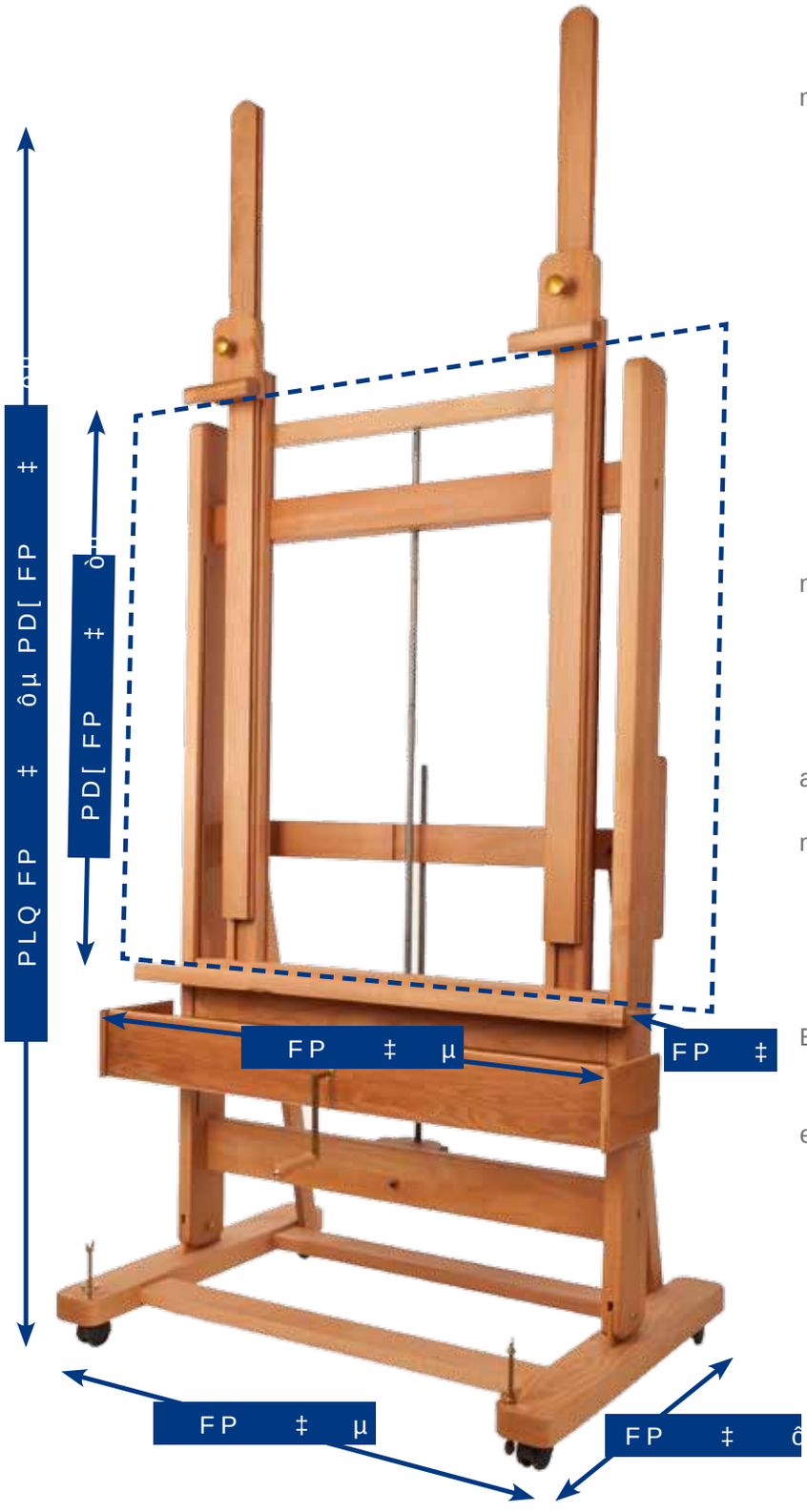


,01/2&1, &+ * 00")), !& # $$&, "3 -,/
,3&*"+1, !& ")"3 7&,+" "! &+ )&+ 7&,+
manovella
!" )" -"/ 1")" !& $/ +!& !&*"+0&,+&
,--& 01 "+1/ )" ))2+$ &)"

,+01/2 1"! ,# ,&)"!þ 01 &+ /"0&01 +1
4,,!
+3 0 %,)!"/ %"&$%1 +! &+ )&+ 1&,+
!'201"! 6 / +( *" % +&0*
!" ) #,/ 3"/6 ) /$" +3 0
,2 )" "51"+0& )" 0)&!&+$ * 01

8

,+01/2&1 "+ % 1/" 3 -,/ %2&)
,23"*"+1 ! ) 3 1&,+ "1 &+ )&+ &0,+ -
manivelle
! ) -,2/ $/ +!"0 1,&)"0
,2 )" 1&$" "+1/ ) "51"+0& )"

,+01/2&!, "+ * !"/ !" % 6 "3 -,/ !
aceitada
)12/ 6 &+ )&+ &C+ /"$2) )"0 -,/ *"!&
manivela
!" ) - / )&"+7,0 !" $/ +!"0 !&*"+0&,+"(
, )" // "+1/ ) "51"+0& )"

"/$"01"))1 20 $"F)1"*þ 0 %*217 4"&0
Buchenholz
&" F%" 2+! !&" "&$2+$ !"0 "&+4 +!%
4&/! !2/ % "&+"+ 2/ ")*" % +&0*20
eingestellt
!" ) #r/ 0"%/ $/,g" "&+4ê+!"
,--")1"/ 207&"% /"/ &11")* 01

Video istruzioni di montaggio e utilizzo
Video installation and operating instruction
Vidéo installation et mode d'emploi
#!", &+01 ) &C+ 6 * +2 ) !" &+01/2 &,+"0
&!", 2# 2 +)"&12+$ 2+! " / 2 %0 +4"&02+$


PLQ FP ‡ µ PD[ FP

5°
8°

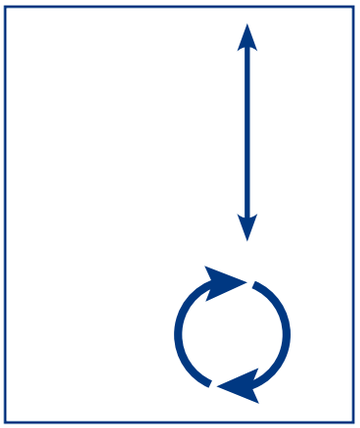





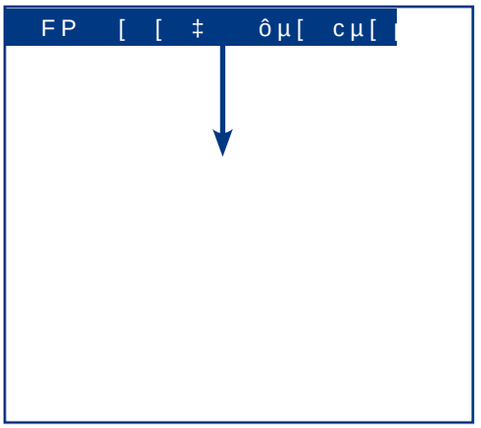
FP [ [ ‡ ôµ[ cµ[

Canvas
max 40 kg
88 lbs

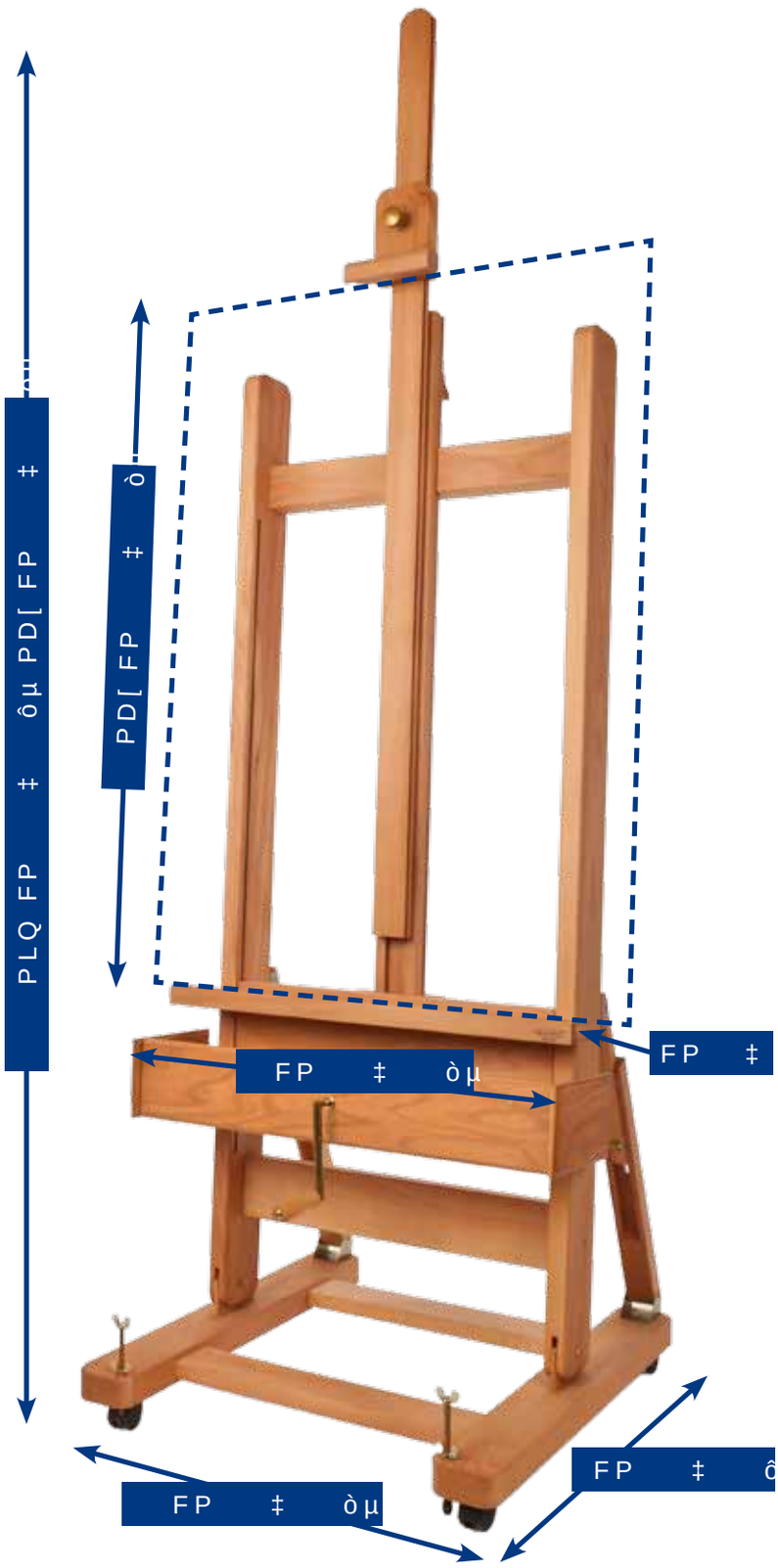


,01/2&1, &+ * 00")), !& # $$&, "3 -,/
!" )" -"/ 1")" !& $/ +!& !&*"+0&,+&
,3&*"+1, !& ")"3 7&,+" * +,3"))
,3&*"+1, !& &+ )&+ 7&,+" * +2 )"
01 "+1/ )" ))2+$ &)"

,+01/2 1"! ,# ,&)"!þ 01 &+ /"0&01 +1
4,,!
!" ) #,/ 3"/6 ) /$" +3 0
+3 0 %,)!"/ %"&$%1 &0 !'201"! 6
mechanism
+3 0 %,)!"/ &+ )&+ 1&,+ &0 !'201"!
51"+0& )" 0)&!&+$ * 01

8

,+01/2&1 "+ % 1/" 3 -,/ %2&)
! ) -,2/ $/ +!"0 1,&)"0
,23"*"+1 ! ) 3 1&,+ - / * +&3"))"
,23"*"+1 ! &+ )&+ &0,+ * +2"))"*"+1
&$" "+1/ ) "51"+0& )"

,+01/2&!, "+ * !"/ !" % 6 "3 -,/ !
aceitada
!" ) - / )&"+7,0 !" $/ +!"0 !&*"+0&,+"
)12/ /"$2) )" -,/ *"!&, !" * +&3")
+ )&+ &C+ /"$2) )" * +,
// "+1/ ) "51"+0& )"

"/$"01"))1 20 $"F)1"*þ 0 %*217 4"&0
Buchenholz
!" ) #r/ 0"%/ $/,g" "&+4ê+!"
&" F%" !"/ &)! 2• $" ( ++ *&11")0
2/ ") " % +&0*20 "&+$"01"))1 4"/!"+
&" "&$2+$ !"0 &)!% )1"/0 &01 * +2")
verstellbar.
207&"% /"/ &11")* 01

Video istruzioni di montaggio e utilizzo
Video installation and operating instruction
Vidéo installation et mode d'emploi
#!", &+01 ) &C+ 6 * +2 ) !" &+01/2 &,+"0
&!", 2# 2 +)"&12+$ 2+! " / 2 %0 +4"&02+$

PLQ FP ‡ µ PD[ FP

14°
11°



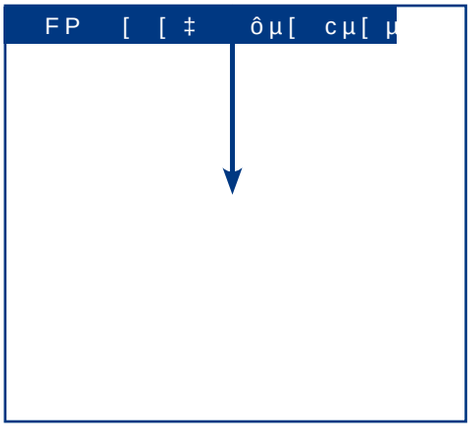
FP [ [ ‡ ôµ[ cµ[ µ

Canvas
max 40 kg
88 lbs

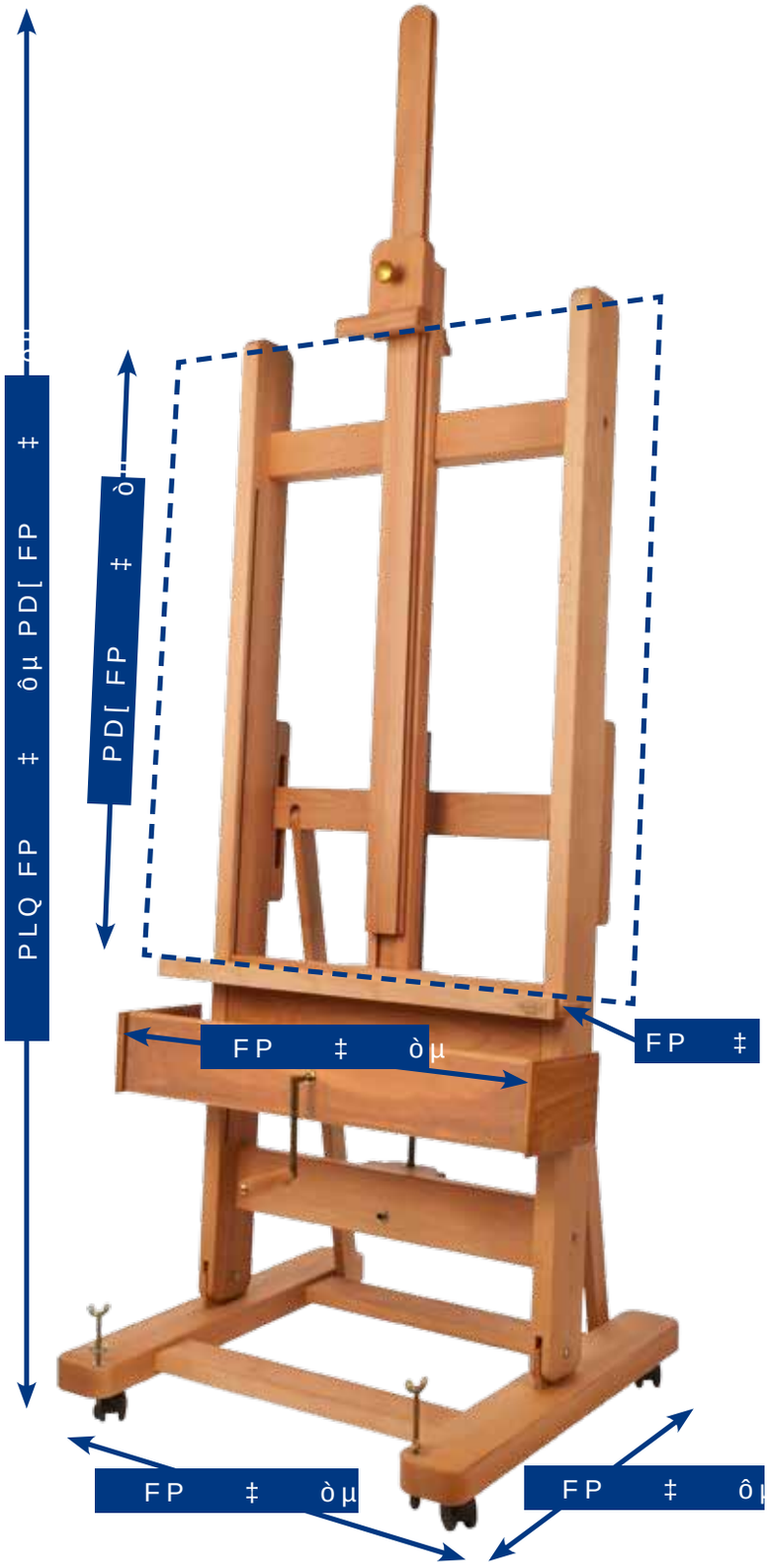


,01/2&1, &+ * 00")), !& # $$&, "3 -,/
,3&*"+1, !& ")"3 7&,+" "! &+ )&+ 7&,+
manovella
!" )" -"/ 1")" !& $/ +!& !&*"+0&,+&
01 "+1/ )" ))2+$ &)"

,+01/2 1"! ,# ,&)"!þ 01 &+ /"0&01 +1
4,,!
+3 0 %,)!"/ %"&$%1 +! &+ )&+ 1&,+
!'201"! 6 / +( *" % +&0*
!" ) #,/ 3"/6 ) /$" +3 0
51"+0& )" 0)&!&+$ * 01

8

,+01/2&1 "+ % 1/" 3 -,/ %2&)
,23"*"+1 ! ) 3 1&,+ "1 &+ )&+ &0,+ -
manivelle
! ) -,2/ $/ +!"0 1,&)"0
&$" "+1/ ) "51"+0& )"

,+01/2&!, "+ * !"/ !" % 6 "3 -,/ !
aceitada
)12/ 6 &+ )&+ &C+ /"$2) )"0 -,/ *"!&
manivela
!" ) - / )&"+7,0 !" $/ +!"0 !&*"+0&,+"(
// "+1/ ) "51"+0& )"

"/$"01"))1 20 $"F)1"*þ 0 %*217 4"&0
Buchenholz
&" F%" 2+! !&" "&$2+$ !"0 "&+4 +!%
4&/! !2/ % "&+"+ 2/ ")*" % +&0*20
eingestellt
!" ) #r/ 0"%/ $/,g" "&+4ê+!"
207&"% /"/ &11")* 01

Video istruzioni di montaggio e utilizzo
Video installation and operating instruction
Vidéo installation et mode d'emploi
#!", &+01 ) &C+ 6 * +2 ) !" &+01/2 &,+"0
&!", 2# 2 +)"&12+$ 2+! " / 2 %0 +4"&02+$

PLQ FP ‡ µ PD[ FP ‡

5°
8°

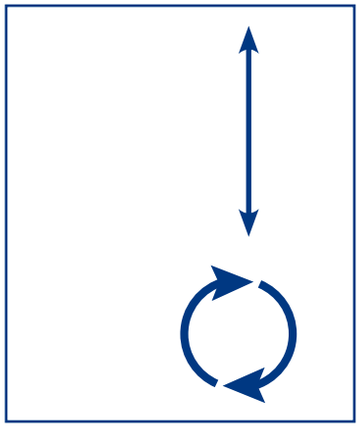





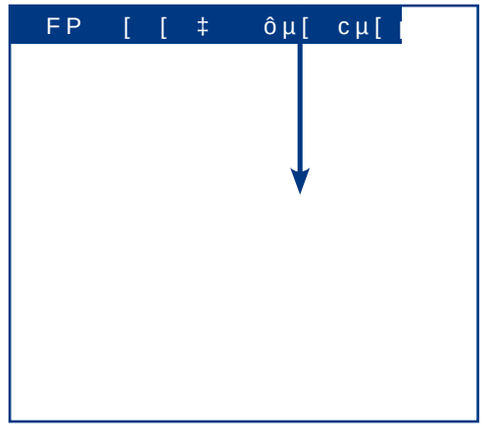
FP [ [ ‡ ôµ[ cµ[

Canvas
max 30 kg
66 lbs

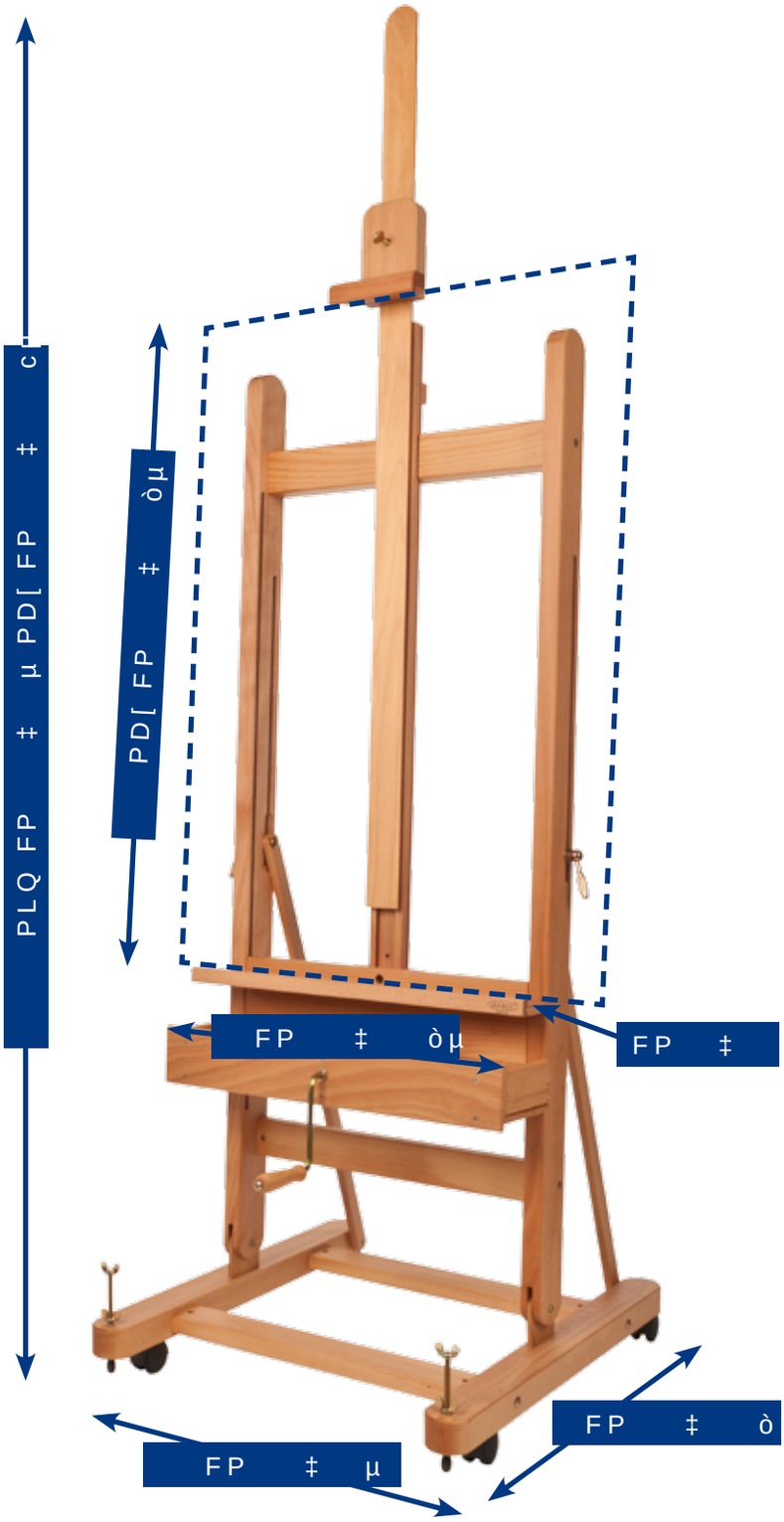


,01/2&1, &+ * 00")), !& # $$&, "3 -,/
,3&*"+1, !& ")"3 7&,+" * +,3"))
&01"* !& +1&/& )1 *"+1,
0" ,*-)"1 *"+1" /& %&2!& &)"
01 "+1/ )" ))2+$ &)"

,+01/2 1"! ,# ,&)"!þ 01 &+ /"0&01 +1
4,,!
+3 0 %,)!"/ %"&$%1 &0 !'201"! 6
mechanism
, ,)) -0& )" 0 #"16 0601"*
),0 )" 0"
51"+0& )" 0)&!&+$ * 01

8
,+01/2&1 "+ %"1/" 3 -,/ %2&)
,23"*"+1 ! ) 3 1&,+ - / * +&3"))"
601 *" !" 0 2/&1 +1& /"+3"/0"*"+1
0" #"/* )"
&$" "+1/ ) "51"+0& )"

Œ
,+01/2&!, "+ * !"/ !" % 6 "3 -,/ !
aceitada
)12/ /"$2) )" -,/ *"!&, !" * +&3")
&01"* !" 0"$2/&! ! +1&32") ,
0" "// )"
// "+1/ ) "51"+0& )"

"/$"01"))1 20 $"F)1"*þ 0 %*217 4"&0
Buchenholz
&" F%" !"/ &)! 2• $" ( ++ *&11")0
2/ ") " % +&0*20 "&+$"01"))1 4"/!"+
& %"/%"&100601"* 3"/%&+!"/1
20 **"+() --"+
"/0 %)&"g /"/ , (")
207&"% /"/ &11")* 01

Video istruzioni di montaggio e utilizzo
Video installation and operating instruction
Vidéo installation et mode d'emploi
#!", &+01 ) &C+ 6 * +2 ) !" &+01/2 &,+"0
&!", 2# 2 +)"&12+$ 2+! " / 2 %0 +4"&02+$

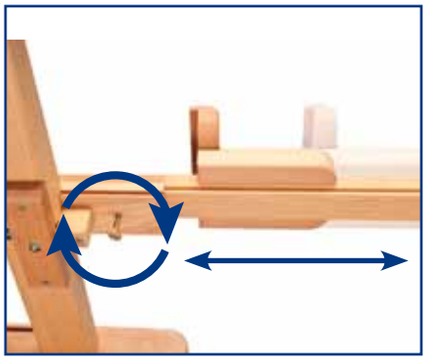

FP [ [ ‡ ôµ[ cµ[



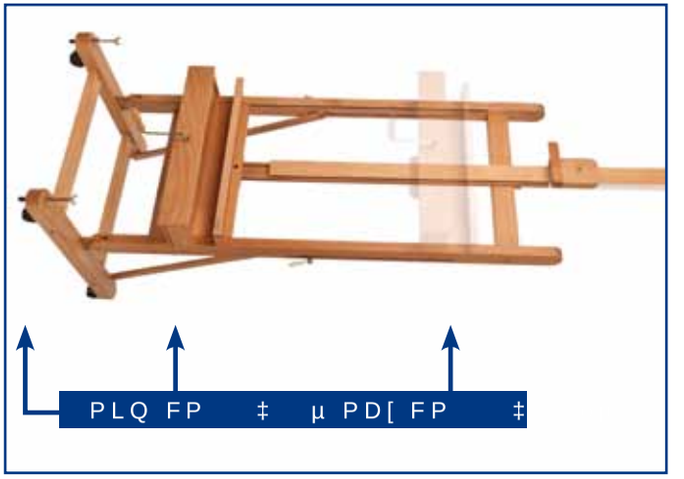
PLQ FP ‡ µ PD[ FP ‡

Canvas
max 30 kg
66 lbs

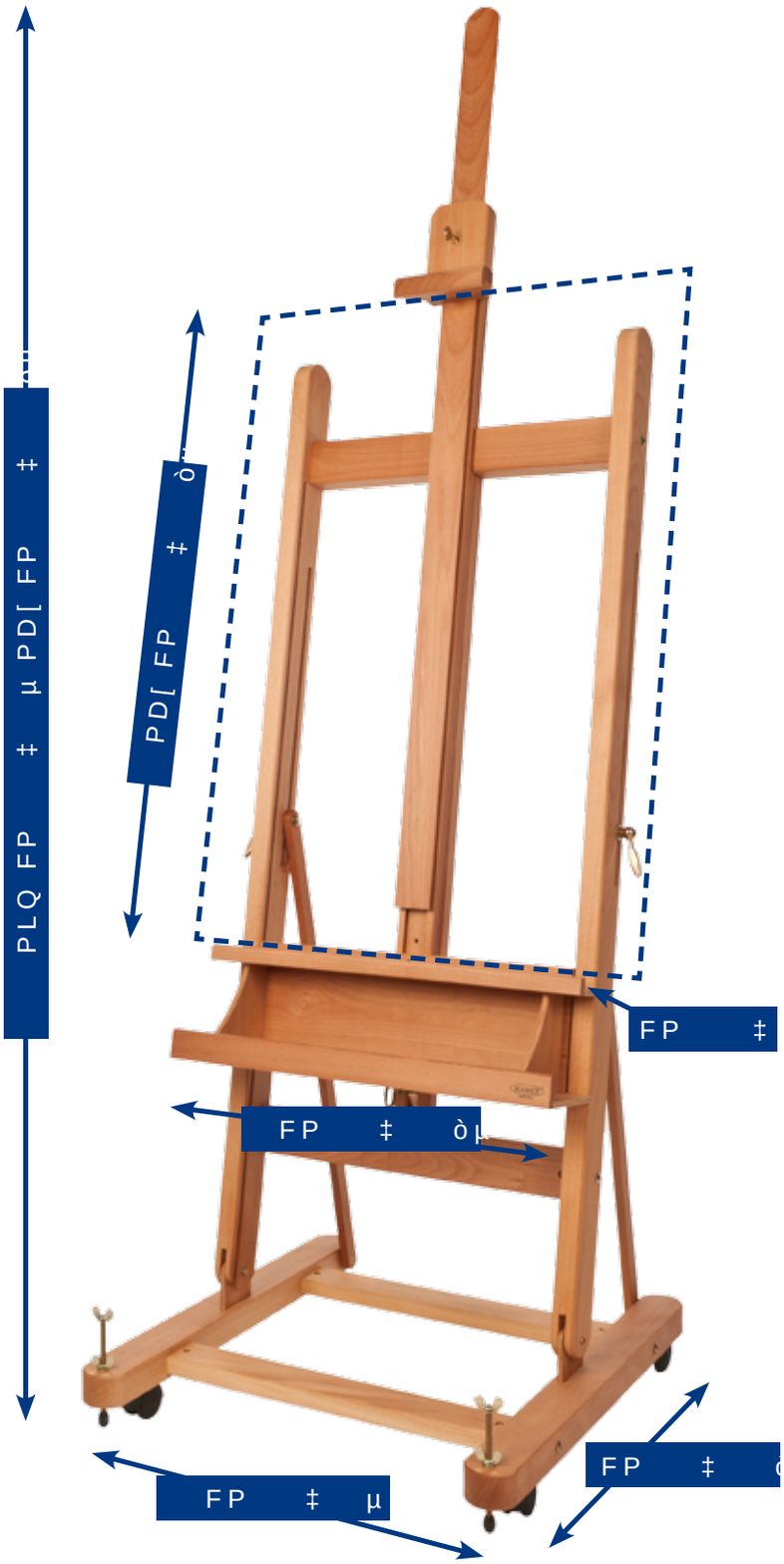


,01/2&1, &+ * 00")), !& # $$&, "3 -,/
&01"* !& 0& 2/"77 +1& /& )1 *"+1,
"$,) 7&,+" +$,), !& ) 3,/, *"!& +1" )"3
0" ,*-)"1 *"+1" /& %&2!& &)"
01 "+1/ )" ))2+$ &)"
,3&*"+1, !& ")"3 7&,+" /"$,) 1, !

cremagliera

,/+&1, &+ (&1 !& *,+1 $$&,

,+01/2 1"! ,# ,&)"!þ 01 &+ /"0&01 +1
4,,!
, ,)) -0& )" 0 #"16 0601"*
!'201 )" 4,/(&+$ +$)" 6 )"3"/ % +!)"
),0 )" 0"
51"+0& )" 0)&!&+$ * 01
+3 0 %,)!"/ %"&$%1 &0 !'201"! 6 /
&*-)" 00"* )6 /".2&/"!

,+01/2&1 "+ % 1/" 3 -,/ %2&)
601 *" !" 0 2/&1 +1& /"+3"/0"*"+1
$) $" !" ) +$)" ! &+ )&+ &0,+ 3" -,&

à levier

0" #"/* )"
&$" "+1/ ) "51"+0& )"
,23"*"+1 ! ) 3 1&,+ - / / * &)) /"
,2/+& "+ (&1 !" *,+1 $"

,+01/2&!, "+ * !"/ !" % 6 "3 -,/ !

aceitada

&01"* !" 0"$2/&! ! +1&32") ,
"$2) &C+ !") ç+$2), !" 1/ ', ,+ - ) +
0" "// )"
// "+1/ ) "51"+0& )"
)12/ /"$2) )" -,/ *"!&, !" 1/&+.2"1"
" 02*&+&01/ "+ (&1 !" *,+1 '"

g

"/$"01"))1 20 $"F)1"*þ 0 %*217 4"&0

Buchenholz

& %"/%"&100601"* 3"/%&+!"/1
20 **"+() --"+
&+01")) /"/ / "&104&+(") !2/ % " ")$
"/0 %)&"g /"/ , (")
207&"% /"/ &11")* 01
&" F%" !"0 &)!% )1"/0 ( ++ *&11")0
01"/0 %&"+" "&+$"01"))1 4"/!"+
&1 ,+1 $"(&1

Video istruzioni di montaggio e utilizzo
Video installation and operating instruction
Vidéo installation et mode d'emploi
#!", &+01 ) &C+ 6 * +2 ) !" &+01/2 &,+"0
&!", 2# 2 +)"&12+$ 2+! " / 2 %0 +4"&02+$

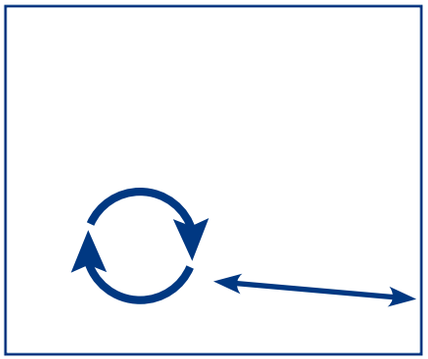

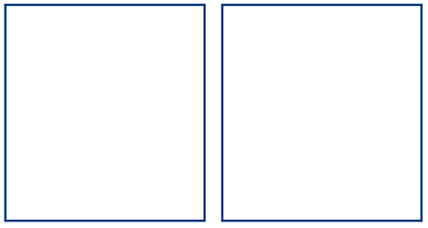


FP [ [ ‡ ôµ[ µ[ bµ



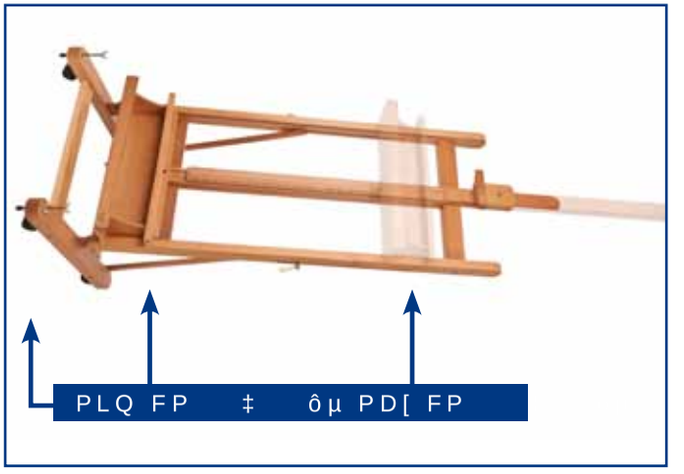
PLQ FP ‡ ôµ PD[ FP

Canvas
max 25 kg
55 lbs

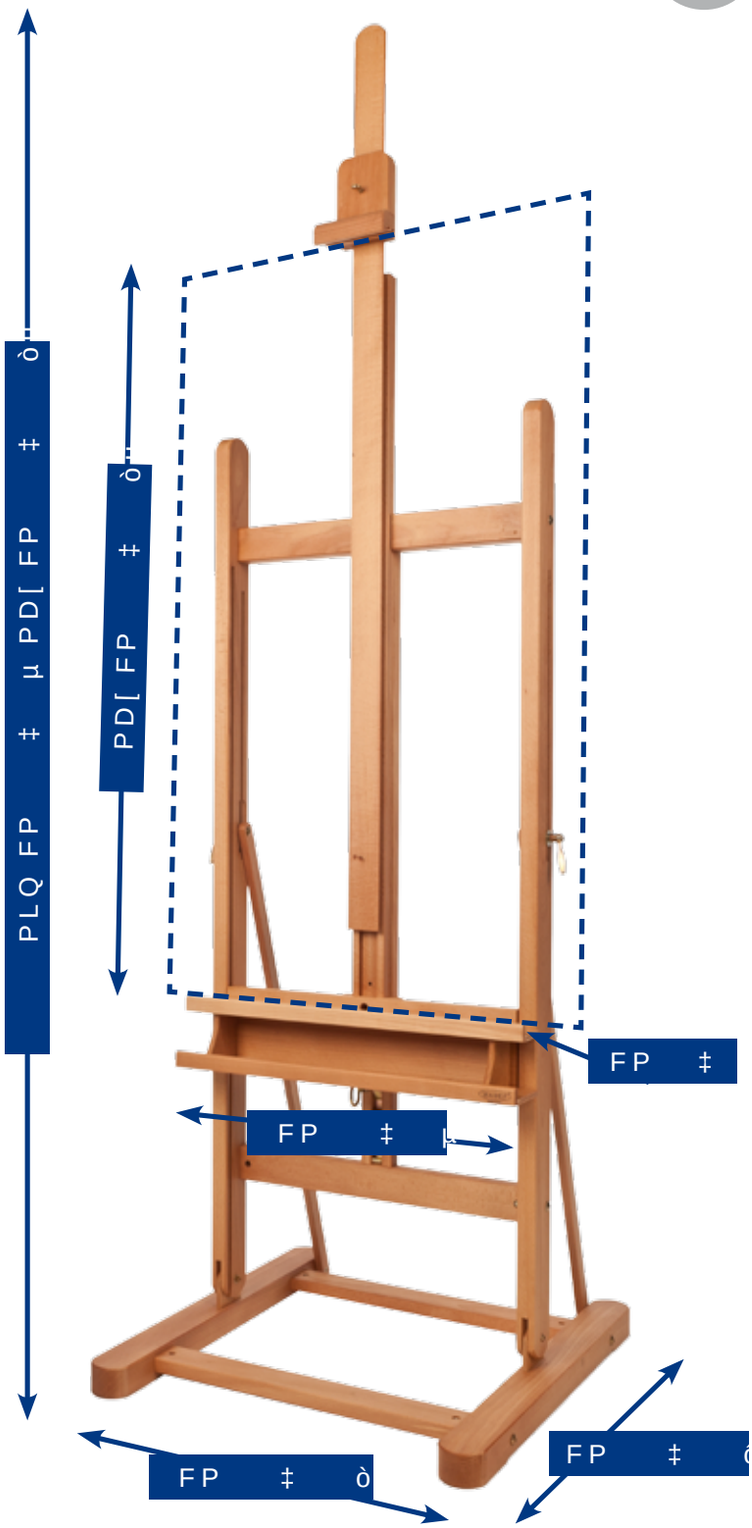


MEDIO

,01/2&1, &+ * 00")), !& # $$&, "3 -,/
"$,) 7&,+" +$,), !& ) 3,/, *"!& +1" )"3
&01"* !& 0& 2/"77 +1& /& )1 *"+1,
0" ,*-)"1 *"+1" /& %&2!& &)"
01 "+1/ )" ))2+$ &)"
,3&*"+1, !& ")"3 7&,+" /"$,) 1, !

cremagliera

,/+&1, &+ (&1 !& *,+1 $$&,

MEDIUM

,+01/2 1"! ,# ,&)"!þ 01 &+ /"0&01 +1
4,,!
!'201 )" 4,/(&+$ +$)" 6 )"3"/ % +!)"
, ,)) -0& )" 0 #"16 0601"*
),0 )" 0"
51"+0& )" 0)&!&+$ * 01
+3 0 %,)!"/ %"&$%1 &0 !'201"! 6 /
&*-)" 00"* )6 /".2&/"!

MOYEN

,+01/2&1 "+ % 1/" 3 -,/ %2&)
$) $" !" ) +$)" ! &+ )&+ &0,+ 3" -,&

à levier

601 *" !" 0 2/&1 +1& /"+3"/0"*"+1
0" #"/* )"
&$" "+1/ ) "51"+0& )"
,23"*"+1 ! ) 3 1&,+ - / / * &)) /"
,2/+& "+ (&1 !" *,+1 $"

MEDIO

,+01/2&!, "+ * !"/ !" % 6 "3 -,/ !

aceitada

"$2) &C+ !") ç+$2), !" 1/ ', ,+ - ) +
&01"* !" 0"$2/&! ! +1&32") ,
0" "// )"
// "+1/ ) "51"+0& )"
)12/ /"$2) )" -,/ *"!&, !" 1/&+.2"1"
" 02*&+&01/ "+ (&1 !" *,+1 '"

MITTEL

"/$"01"))1 20 $"F)1"*þ 0 %*217 4"&0

Buchenholz

&+01")) /"/ / "&104&+(") !2/ % " ")$
& %"/%"&100601"* 3"/%&+!"/1
20 **"+() --"+
"/0 %)&"g /"/ , (")
207&"% /"/ &11")* 01
&" F%" !"0 &)!% )1"/0 ( ++ *&11")0
01"/0 %&"+" "&+$"01"))1 4"/!"+
&1 ,+1 $"(&1

Video istruzioni di montaggio e utilizzo
Video installation and operating instruction
Vidéo installation et mode d'emploi
#!", &+01 ) &C+ 6 * +2 ) !" &+01/2 &,+"0
&!", 2# 2 +)"&12+$ 2+! " / 2 %0 +4"&02+$

PLQ FP Φμ PD[ FP ‡








FP [ [ ‡ μ[ μ[ ôμ

Canvas
max 10 kg
22 lbs

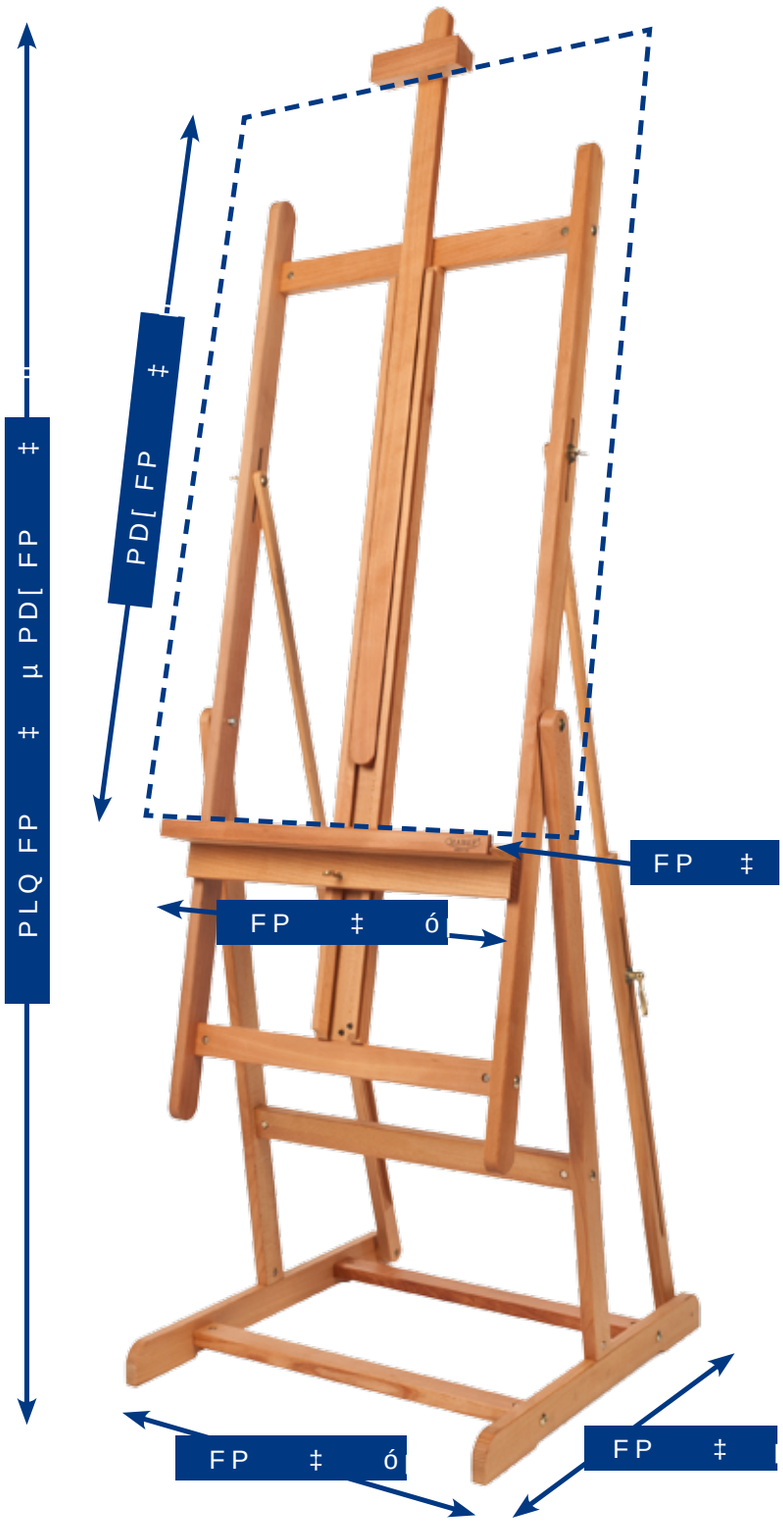


,01/2&1, &+ * 00")), !& # $$&, "3 -,/
,+3"/1& &)" &+ 1 3,),þ /"$,) 7&,+"
dell'inclinazione in qualsiasi posizione tra l'orizzontale e la verticale
,/+&1, &+ (&1 !& *,+1 $$&,

,+01/2 1"! ,# ,&)"!þ 01 &+ /"0&01 +1
4,,!
+3 0 %,)!"/ + " +$)"! #/,* 3"/1& )
1, %,/&7,+1 ) #,/*&+$ 1 )" #,/ 20" 4
4 1"/ ,),2/0
&*-)" 00"* )6 /".2&/"!

,+01/2&1 "+ % 1/" 3 -,/ %2&)
/ +0#,/* )" "+ 1 )" / $) $" !"
l'inclinaison sur toutes les positions comprises entre l'horizontale et la verticale
,2/+& "+ (&1 !" *,+1 $"

9
,+01/2&!, "+ * !"/ !" % 6 "3 -,/ !
aceitada
" -2"!" 1/ +0#,/* / "+ *"0 -"/*&1"
regular la inclinación en cualquier posición
"+1/" ) %,/&7,+1 ) 6 ) 3"/1& )
" 02*&+&01/ "+ (&1 !" *,+1 '"

"/$"01"))1 20 $"F)1"*þ 0 %*217 4"&0
Buchenholz
"/ "&)/ %*"+% )1"/ ( ++ 3,+ 3"/1&( )
horizontal als Tisch für Aquarellmalerei
2*$"4 +!")1 4"/!"+
&1 ,+1 $"(&1

Video istruzioni di montaggio e utilizzo
Video installation and operating instruction
Vidéo installation et mode d'emploi
#!", &+01 ) &C+ 6 * +2 ) !" &+01/2 &,+"0
&!", 2# 2 +)"&12+$ 2+! " / 2 %0 +4"&02+$

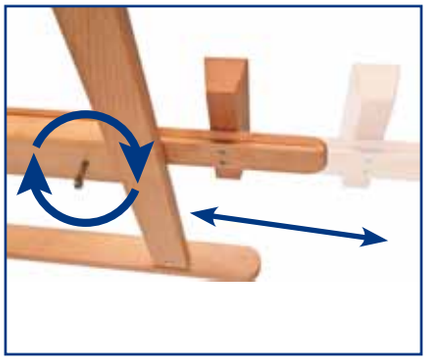

FP ‡ òµ


90°


PLQ FP ‡òµ PD[ FP ‡

Canvas
max 15 kg
33 lbs

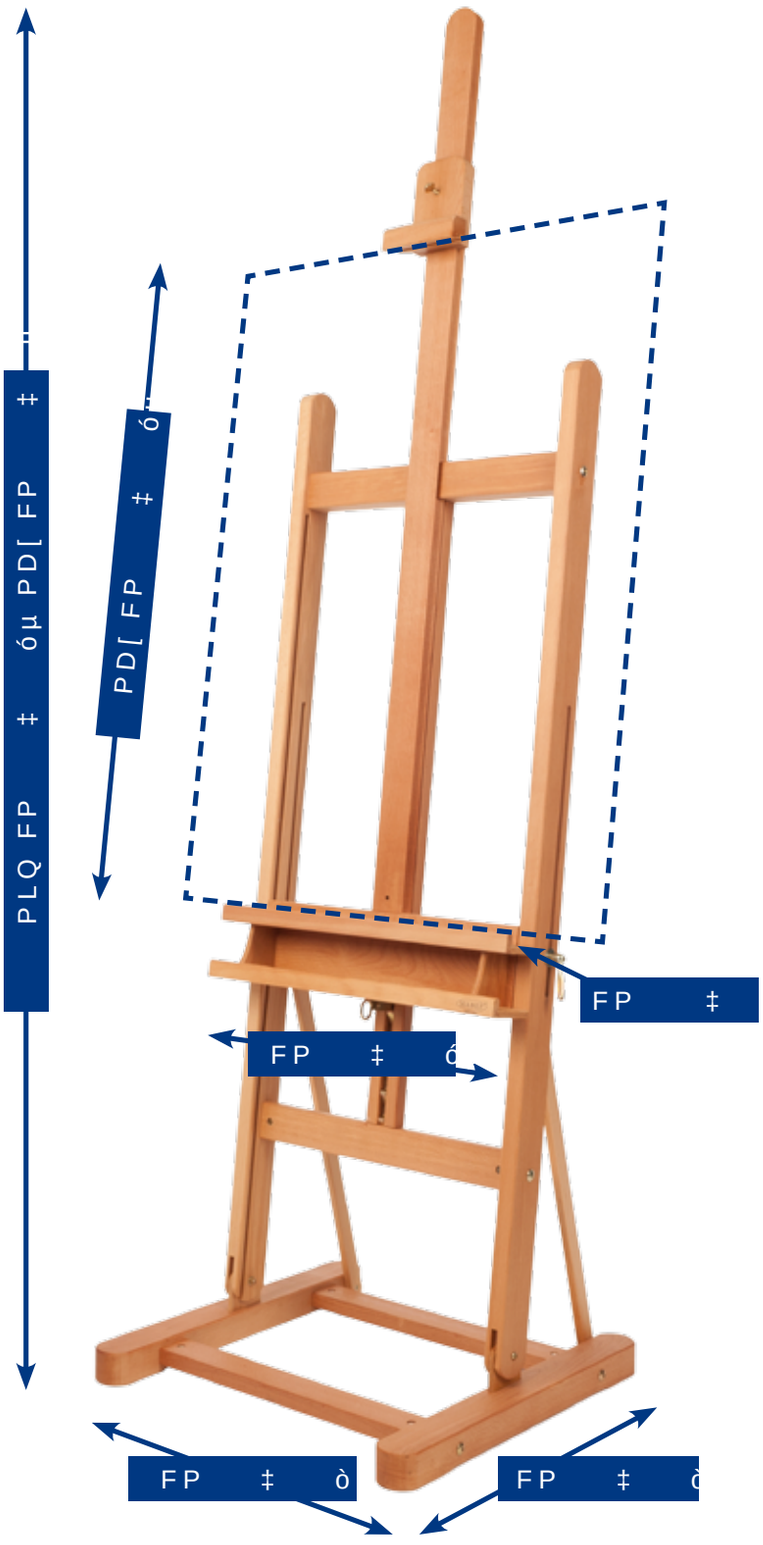


,01/2&1, &+ * 00")), !& # $$&, "3 -,/
"$,) 7&,+" +$,), !& ) 3,/, *"!& +1" )"3
&01"* !& 0& 2/"77 +1& /& )1 *"+1,
0" ,*-)"1 *"+1" /& %&2!& &)"
,3&*"+1, !& ")"3 7&,+" /"$,) 1, !

cremagliera

,/+&1, &+ (&1 !& *,+1 $$&,

,+01/2 1"! ,# ,&)"!þ 01 &+ /"0&01 +1
4,,!
!'201 )" 4,/(&+$ +$)" 6 )"3"/ % +!)"
, ,)) -0& )" 0 #"16 0601"*
),0 )" 0"
+3 0 %,)!"/ %"&$%1 &0 !'201"! 6 /
&*-)" 00"* )6 /".2&/"!

,+01/2&1 "+ % 1/" 3 -,/ %2&)
$) $" !" ) +$)" ! &+ )&+ &0,+ 3" -,&

à levier

601 *" !" 0 2/&1 +1& /"+3"/0"*"+1
0" #"/* )"
,23"*"+1 ! ) 3 1&,+ - / / * &)) /"
,2/+& "+ (&1 !" *,+1 $"

9

,+01/2&!, "+ * !"/ !" % 6 "3 -,/ !

aceitada

"$2) &C+ !") ç+$2), !" 1/ ', ,+ - ) +
&01"* !" 0"$2/&! ! +1&32") ,
0" "// )"
)12/ /"$2) )" -,/ *"!&, !" 1/&+.2"1"
" 02*&+&01/ "+ (&1 !" *,+1 '"

"/$"01"))1 20 $"F)1"*þ 0 %*217 4"&0

Buchenholz

&+01")) /"/ / "&104&+(") !2/ % " ")$
& %"/%"&100601"* 3"/%&+!"/1
20 **"+() --"+
"/0 %)&"g /"/ , (")
&" F%" !"0 &)!% )1"/0 ( ++ *&11")0
01"/0 %&"+" "&+$"01"))1 4"/!"+
&1 ,+1 $"(&

Video istruzioni di montaggio e utilizzo
Video installation and operating instruction
Vidéo installation et mode d'emploi
#!", &+01 ) &C+ 6 * +2 ) !" &+01/2 &,+"0
&!", 2# 2 +)"&12+$ 2+! " / 2 %0 +4"&02+$

PLQ FP ‡ µ PD[ FP óµ‡










FP [ [ ‡ cµ[ òµ[

Canvas
max 10 kg
22 lbs

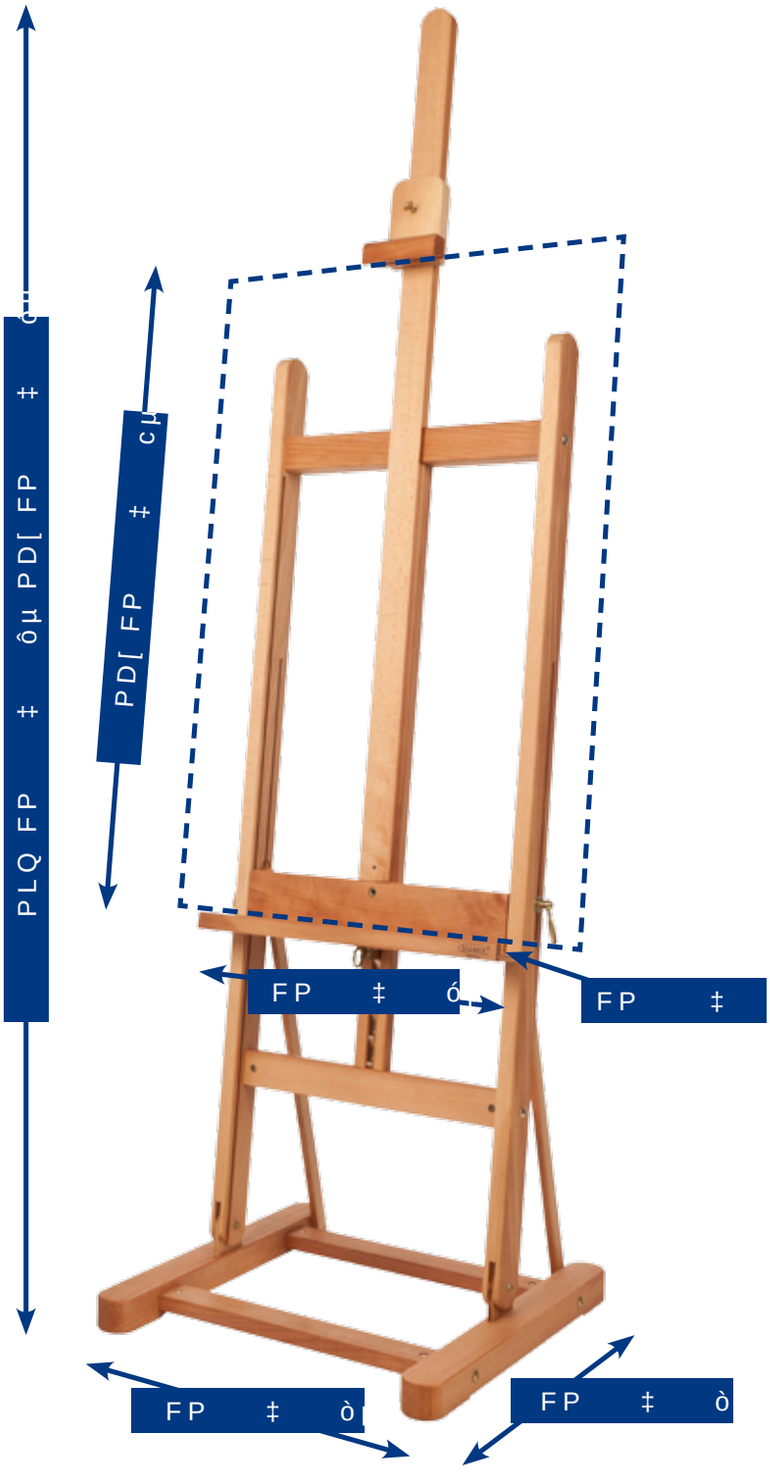


,01/2&1, &+ * 00")), !& # $$&, "3 -,/
"$,) 7&,+" +$,), !& ) 3,/, *"!& +1" )"3
&01"* !& 0& 2/"77 +1& /& )1 *"+1,
0" ,*-)"1 *"+1" /& %&2!& &)"
,3&*"+1, !& ")"3 7&,+" /"$,) 1, !

cremagliera

,/+&1, &+ (&1 !& *,+1 $$&,

,+01/2 1"! ,# ,&)"!þ 01 &+ /"0&01 +1
4,,!
!'201 )" 4,/(&+$ +$)" 6 )"3"/ % +!)"
, ,)) -0& )" 0 #"16 0601"*
),0 )" 0"
+3 0 %,)!"/ %"&$%1 &0 !'201"! 6 /
&*-)" 00"* )6 /".2&/"!

,+01/2&1 "+ % 1/" 3 -,/ %2&)
$) $" !" ) +$)" ! &+ )&+ &0,+ 3" -,&

à leveir

601 *" !" 0 2/&1 +1& /"+3"/0"*"+1
0" #"/* )"
,23"*"+1 ! ) 3 1&,+ - / / * &)) /"
,2/+& "+ (&1 !" *,+1 $"

9

,+01/2&!, "+ * !"/ !" % 6 "3 -,/ !

aceitada

"$2) &C+ !") ç+$2), !" 1/ ', ,+ - ) +
&01"* !" 0"$2/&! ! +1&32") ,
0" "// )"
)12/ /"$2) )" -,/ *"!&, !" 1/&+.2"1"
" 02*&+&01/ "+ (&1 !" *,+1 '"

"/$"01"))1 20 $"F)1"*þ 0 %*217 4"&0

Buchenholz

&+01")) /"/ / "&104&+(") !2/ % " ")$
& %"/%"&100601"* 3"/%&+!"/1
20 **"+() --"+
"/0 %)&"g /"/ , (")
&" F%" !"0 &)!% )1"/0 ( ++ *&11")0
01"/0 %&"+" "&+$"01"))1 4"/!"+
&1 ,+1 $"(&1

Video istruzioni di montaggio e utilizzo
Video installation and operating instruction
Vidéo installation et mode d'emploi
#!", &+01 ) &C+ 6 * +2 ) !" &+01/2 &,+"0
&!", 2# 2 +)"&12+$ 2+! " / 2 %0 +4"&02+$

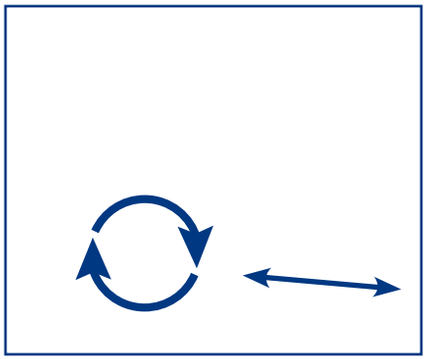

10°
6°

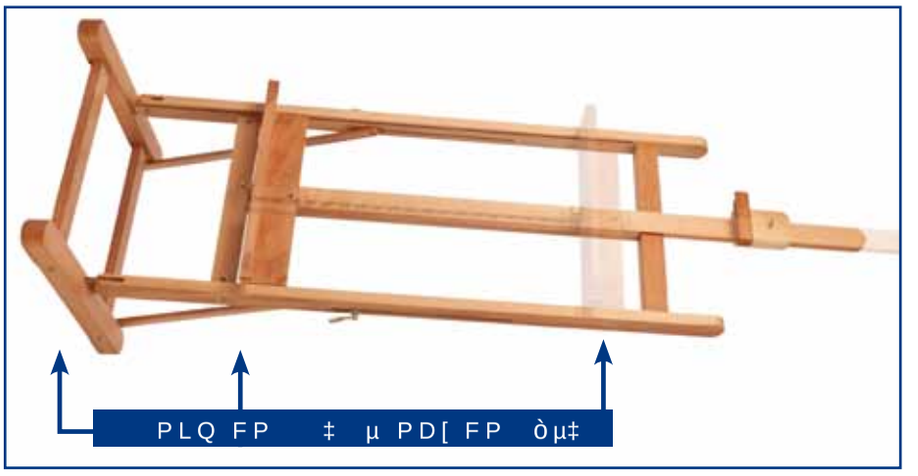
PLQ FP ‡ µ PD[ FP òµ‡

Canvas
max 30 kg
66 lbs

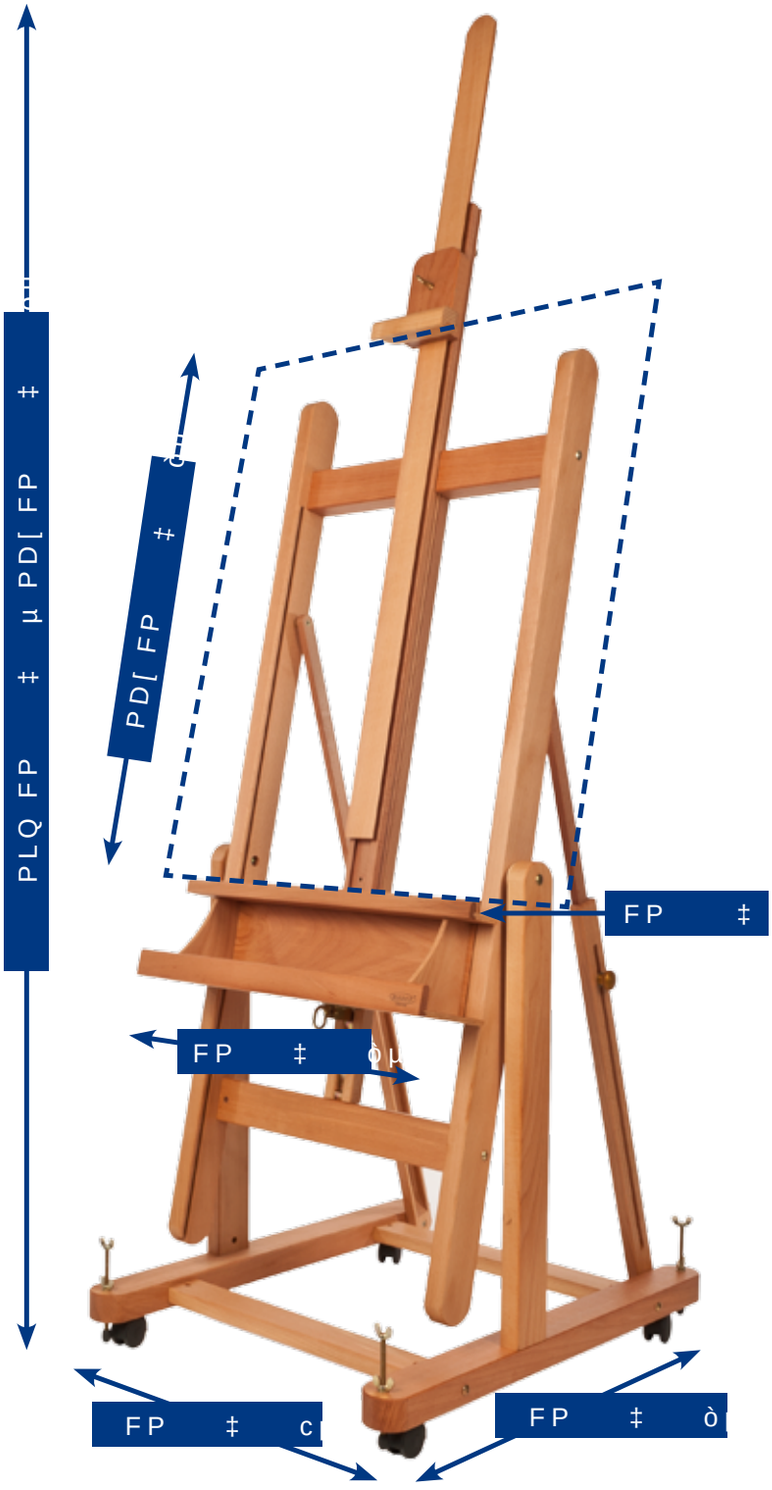


,01/2&1, &+ * 00")), !& # $$&, "3 -,/
,+3"/1& &)" &+ 1 3,),þ /"$,) 7&,+"
dell'inclinazione in qualsiasi posizione tra l'orizzontale e la verticale
,3&*"+1, !& ")"3 7&,+" /"$,) 1, !
cremagliera
,/+&1, &+ (&1 !& *,+1 $$&,

,+01/2 1"! ,# ,&)"!þ 01 &+ /"0&01 +1 4,,!
+3 0 %,)!"/ + " +$)"! #/,* 3"/1& ) 1, %,/&7,+1 ) #,/*&+$ 1 )" #,/ 20" 4 4 1"/ ,),2/0
+3 0 %,)!"/ %"&$%1 &0 !'201"! 6 / &*-)" 00"* )6 /".2&/"!

,+01/2&1 "+ % 1/" 3 -,/ %2&)
/ +0#,/* )" "+ 1 )" / $) $" !" ) &+ )&
sur toutes les positions comprises entre l'horizontale et la verticale
,23"*"+1 ! ) 3 1&,+ - / / * &)) /"
,2/+& "+ (&1 !" *,+1 $"

,+01/2&!, "+ * !"/ !" % 6 "3 -,/ !
aceitada
" -2"!" 1/ +0#,/* / "+ *"0 -"/*&1"
regular la inclinación en cualquier posición
"+1/" ) %,/&7,+1 ) 6 ) 3"/1& )
)12/ /"$2) )" -,/ *"!&, !" 1/&+.2"1"
" 02*&+&01/ "+ (&1 !" *,+1 '"

"/$"01"))1 20 $"F)1"*þ 0 %*217 4"&0'
Buchenholz
"/ "&)/ %*"+% )1"/ ( ++ 3,+ 3"/1&( )
in horizontal als Tisch für Aquarellmalerei
2*$"4 +!")1 4"/!"+
&" F%" !"0 &)!% )1"/0 ( ++ *&11")0
01"/0 %&"+" "&+$"01"))1 4"/!"+
&1 ,+1 $"(&1

Video istruzioni di montaggio e utilizzo
Video installation and operating instruction
Vidéo installation et mode d'emploi
#!", &+01 ) &C+ 6 * +2 ) !" &+01/2 &,+"0
&!", 2# 2 +)"&12+$ 2+! " / 2 %0 +4"&02+$

PLQ FP ‡ ôµ PD[ FP


8°
90°




FP ‡ óµ


FP [ [ ‡ ôµ[ µ[ bµ

Canvas
max 25 kg
55 lbs

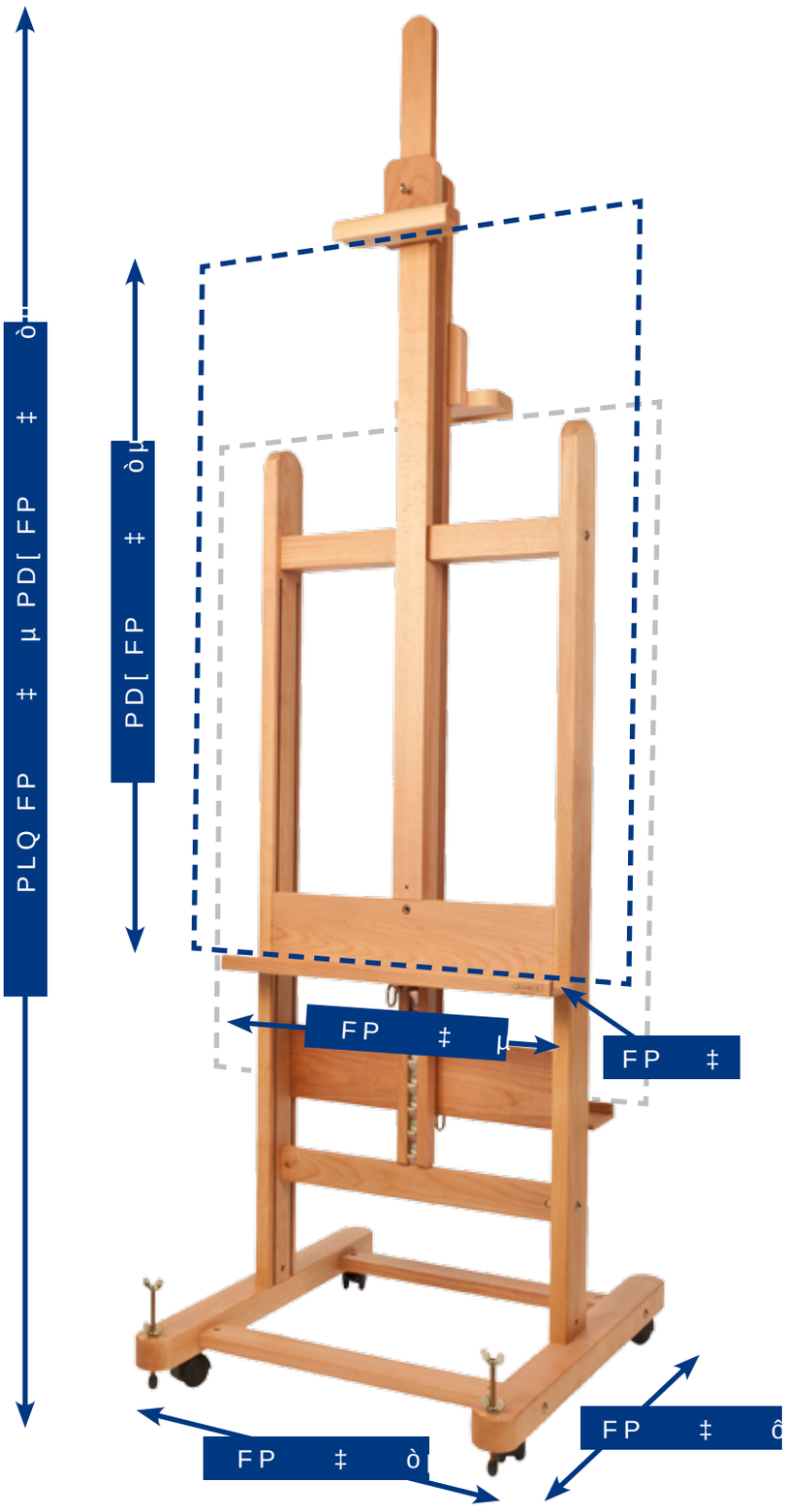


,01/2&1, &+ * 00")), !& # $$&, "3 -,/
× *"+0,)" -,/1 1")" -"/*"11,+, ) "0-,0&7
di 2 quadri o stampe contemporaneamente
--,0&1 *"+1" !&0"$+ 1, -"/ *,01/"þ
esposizioni, convention
,3&*"+1, !& ")"3 7&,+" /"$,) 1, !
cremagliera
,/+&1, &+ (&1 !& *,+1 $$&,

,+01/2 1"! ,# ,&)"!þ 01 &+ /"0&01 +1
4,,!
× +3 0 %,)!"/0 )),4 1%" /1&01 1, 0%
2 paintings at once
-" &œ ))6 !"0&$+"! #,/ 20" &+ "5%& &
0%,40þ ,+3"+1&,+0
+3 0 %,)!"/ %"&$%1 &0 !'201"! 6 /
&*-)" 00"* )6 /".2&/"!

,+01/2&1 "+ % 1/" 3 -,/ %2&)
× -,/1" %è00&0 -"/*"11"+1 ) "5-,0&1&
2 peintures ou estampes en même temps
- &œ.2"*"+1 ,+ý2 -,2/ 20 $" ! +0
"5-,0&1&,+0þ 0-" 1 )"0þ ,+3"+1&,+0
,23"*"+1 ! ) 3 1&,+ - / / * &)) /"
,2/+& "+ (&1 !" *,+1 $"

,+01/2&!, "+ * !"/ !" % 6 "3 -,/ !
aceitada
× -,/1 )&"+7,0 -"/*&1"+ ) "5-,0& &C+
2 !/,0 , "01 *- 0 0&*2)1ç+" *"+1"
/" &0 *"+1" !& 2' !, -,/ "5%& & &,+"0þ
"5-,0& &,+"0þ ,+3"+1&,+
)12/ /"$2) )" -,/ *"!&, !" 1/&+.2"1"
" 02*&+&01/ "+ (&1 !" *,+1 '"

"/$"01"))1 20 $"F)1"*þ 0 %*217 4"&0
Buchenholz
× "&+4 +!% )1"/ "/) 2 "+ $)"& %7"&1&
/ê0"+1 1&,+ 3,+ × &)!"/+
-"7&")) (,+7&-&"/1 #r/ 2001"))2+$"+
Vorführungen
&" F%" !"0 &)!% )1"/0 ( ++ *&11")0
01"/0 %&"+" "&+$"01"))1 4"/!"+
&1 ,+1 $"(&1

Video istruzioni di montaggio e utilizzo
Video installation and operating instruction
Vidéo installation et mode d'emploi
#!", &+01 ) &C+ 6 * +2 ) !" &+01/2 &,+"0
&!", 2# 2 +)"&12+$ 2+! " / 2 %0 +4"&02+$

PLQ FP ‡ ôµ PD[ FP ‡

FP ‡

Canvas
max 10 kg
22 lbs

## MOBILE DEL PITTORE

,01/2&1, &+ * 00")), !& # $$&, "3 -,/ 1, ,)&"101"))1 20 $"F)1"*þ 0 %*217 4"&0"+!"*
"$,) 7&,+" !")) &+ )&+ 7&,+" &+ .2 )0& Buchenholz
posizione tra l'orizzontale e la verticale
3,),77
,/+&1, &+ (&1 !& *,+1 $$&, "/ "&+4 +!% )1"/ &01 &+ "&+"+ "& %"+1&0 %
4 +!") /þ !&" &0 %+"&$2+$ &01 3,+
4 $"/" %1 &0 0"+(/" %1 012#"+),0 3"/01")) )
)"11"
&1 ,+1 $"(&1

,+01/2 1"! ,# ,&)"!þ 01 &+ /"0&01 +1 "" %
4,,!
+3 0 %,)!"/ + " !'201"! 1, +6 +$)"
"14""+ 3"/1& ) +! %,/&7,+1 )
)"11"
&*-)" 00"* )6 /".2&/"!

## MEUBLE DU PEINTRE

,+01/2&1 "+ % 1/" 3 -,/ %2&)
$) $" !" ) &+ )&+ &0,+ 02/ 1,21"0 -,0&1&,+0
comprises entre l'horizontale et la verticale
)"11"
,2/+& "+ (&1 !" *,+1 $"

,+01/2&!, "+ * !"/ !" % 6 "3 -,/ !
aceitada
"$2) &C+ !" ) &+ )&+ &C+ "+ 2 ).2&"/
-,0& &C+ "+1/" ) %,/&7,+1 ) 6 ) 3"/1& )
)"1
" 02*&+&01/ &+ (&1 !" *,+1 $"

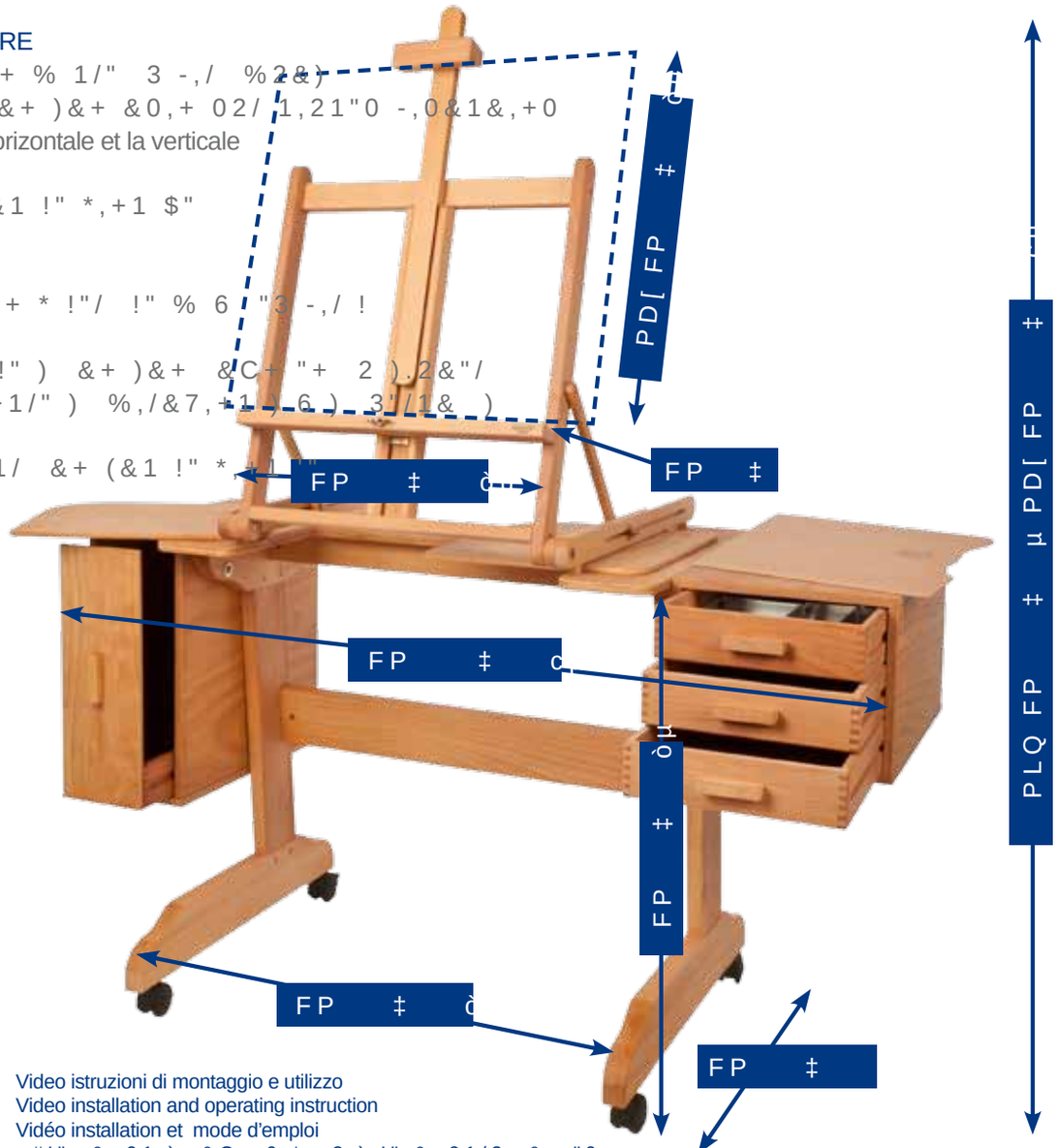


Video istruzioni di montaggio e utilizzo
Video installation and operating instruction
Vidéo installation et mode d'emploi
#!", &+01 ) &C+ 6 * +2 ) !" &+01/2 &,+"0
&!", 2# 2 +)"&12+$ 2+! " / 2 %0 +4"&02+$

FP [ ‡ ôµ[ ô

FP [ [
µ[ òµ[ òµ

FP [ [
µ[ òµ[ ôµ

Canvas
max 10 kg
22 lbs

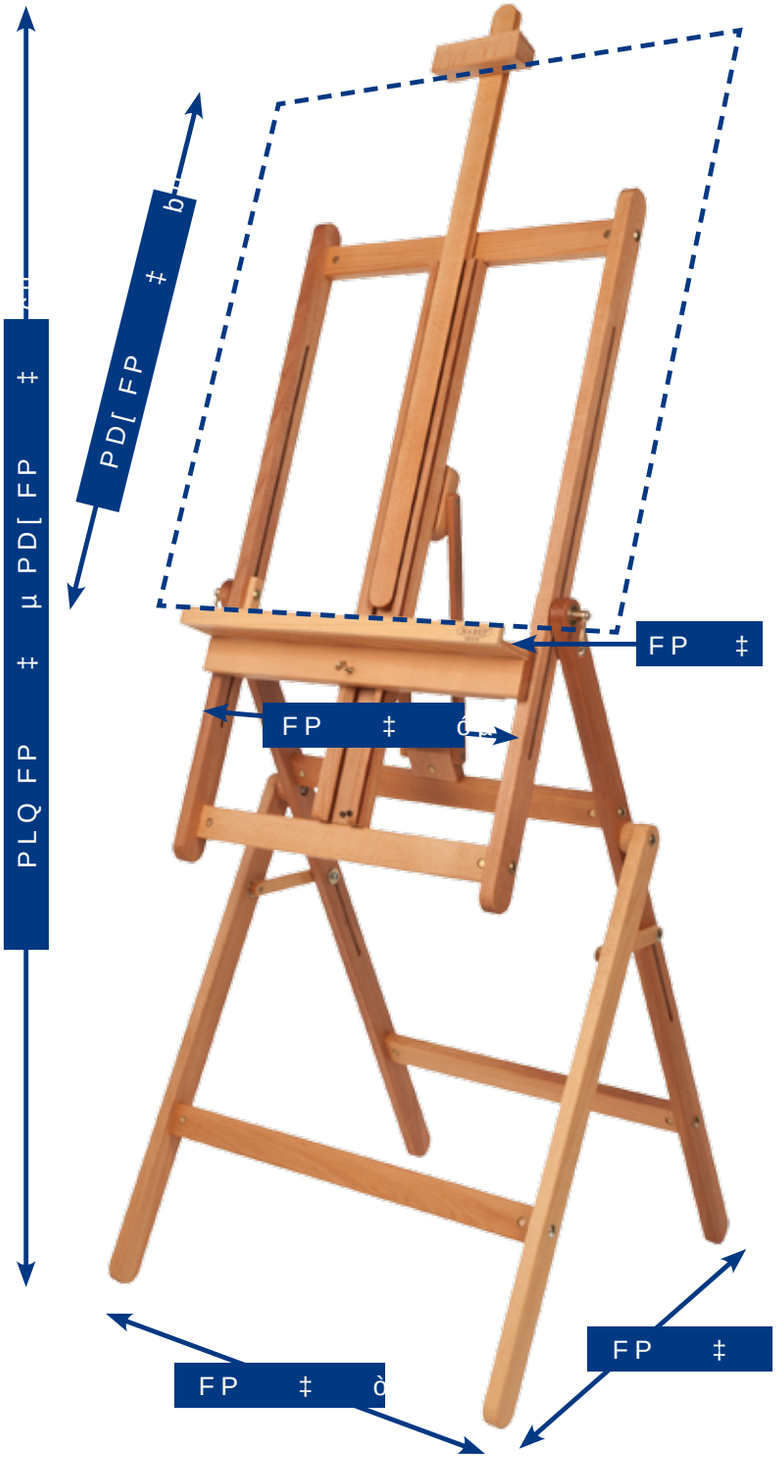


!
,01/2&1, &+ * 00")), !& # $$&, "3 -,/
,+3"/1& &)" &+ 1 3,),þ /"$,) 7&,+"
dell'inclinazione in qualsiasi posizione
tra l'orizzontale e la verticale
,/+&1, &+ (&1 !& *,+1 $$&,

!
,+01/2 1"! ,# ,&)"!þ 01 &+ /"0&01 +1
4,,!
+3 0 %,)!"/ + " +$)"! #/,* 3"/1& )
1, %,/&7,+1 ) #,/*&+$ 1 )" #,/ 20" 4
4 1"/ ,),2/0
&*-)" 00"* )6 /".2&/"!

## HUILE/AQUARELLE

,+01/2&1 "+ % 1/" 3 -,/ %2&)
/ +0#,/* )" "+ 1 )" / $) $" !" ) &+ )&
sur toutes les positions comprises entre
l'horizontale et la verticale
,2/+& "+ (&1 !" *,+1 $"

' !
,+01/2&!, "+ * !"/ !" % 6 "3 -,/ !
aceitada
" -2"!" 1/ +0#,/* / "+ *"0 -"/*&1"
regular la inclinación en cualquier posición
"+1/" ) %,/&7,+1 ) 6 ) 3"/1& )
" 02*&+&01/ "+ (&1 !" *,+1 '"

## ÖL/AQUARELLMALEREI

"/$"01"))1 20 $"F)1"*þ 0 %*217 4"&0
Buchenholz
"/ "&)/ %*"+% )1"/ ( ++ 3,+ 3"/1&( )
in horizontal als Tisch für Aquarellmalerei
2*$"4 +!")1 4"/!"+
&1 ,+1 $"(&1

Video istruzioni di montaggio e utilizzo
Video installation and operating instruction
Vidéo installation et mode d'emploi
#!", &+01 ) &C+ 6 * +2 ) !" &+01/2 &,+"0
&!", 2# 2 +)"&12+$ 2+! " / 2 %0 +4"&02+$

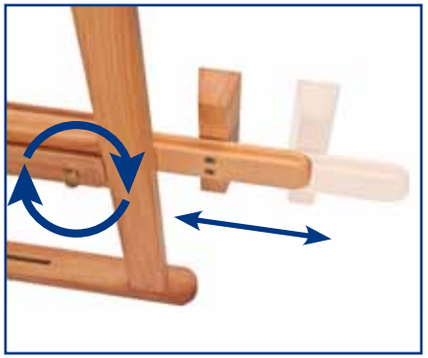


FP ‡ ô


25°
90°


PLQ FP ‡ ôµ PD[ FP

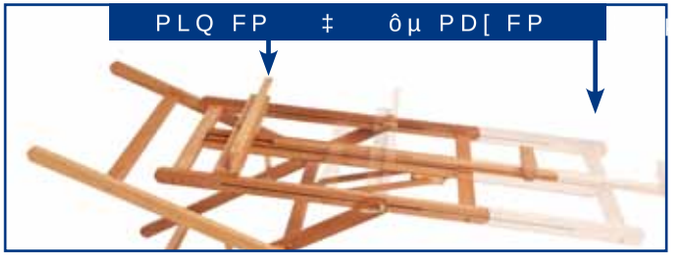
PLQ FP ‡ ôµ PD[ FP

Canvas
max 10 kg
22 lbs

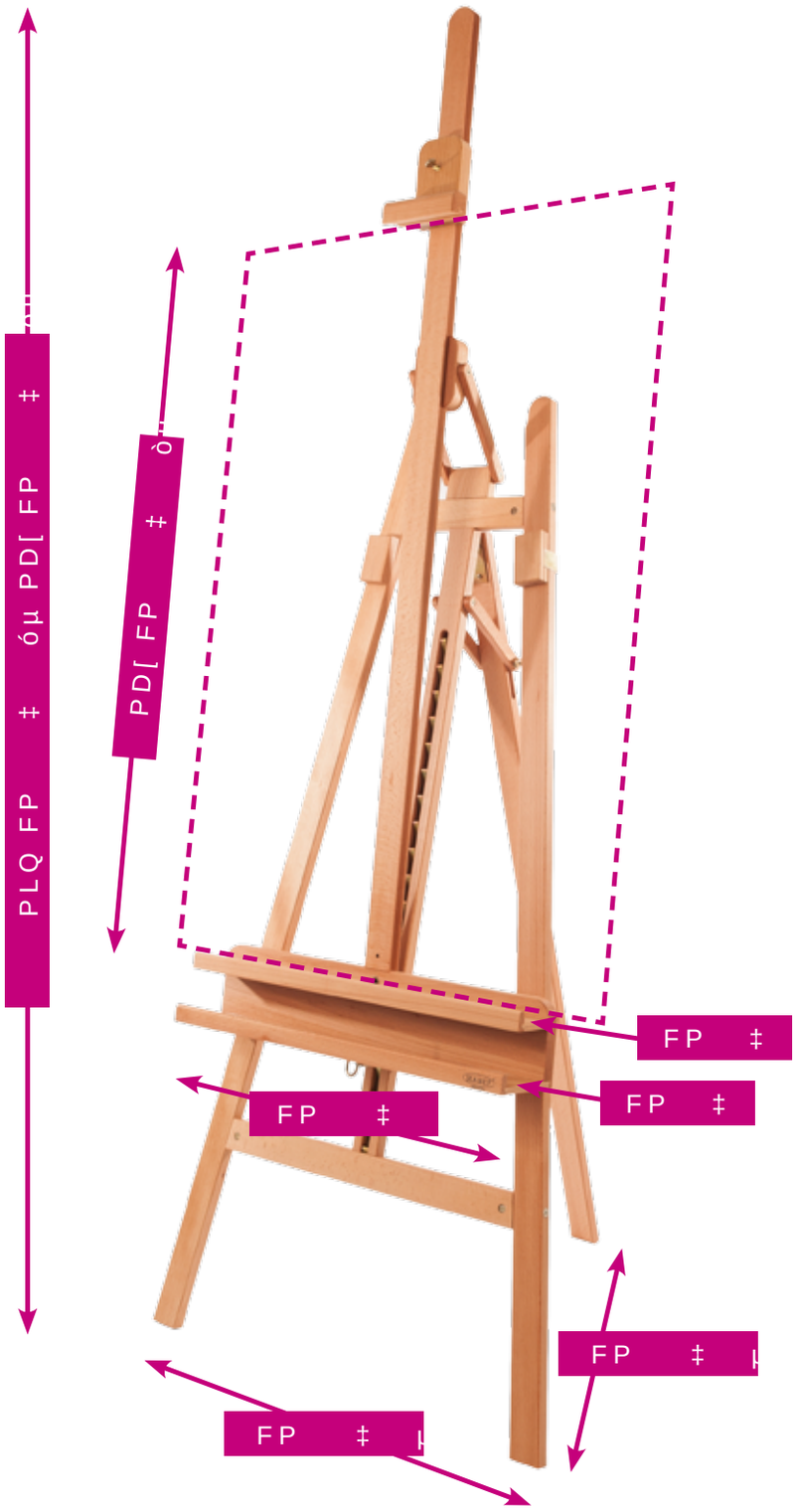


,01/2&1, &+ * 00")), !& # $$&, "3 -,/
,1 1, !& 02--,/1& 0 ,//"3,)& -,$$& 1")
01 "+1/ )" &+ )&+ &)"
,3&*"+1, !& ")"3 7&,+" /"$,) 1, !
cremagliera
,/+&1, &+ (&1 !& *,+1 $$&,

,+01/2 1"! ,# ,&)"!þ 01 &+ /"0&01 +1
4,,!
" 12/"0 0)&!&+$ +3 0 02--,/10
+ )&+ )" "+1/ ) * 01
+3 0 %,)!"/ %"&$%1 &0 !'201"! 6 /
&*-)" 00"* )6 /".2&/"!

,+01/2&1 "+ % 1/" 3 -,/ %2&)
2--,/1"0 ,2)&00 +10 --2& 1,&)"
&$" "+1/ ) &+ )&+ )"
,23"*"+1 ! ) 3 1&,+ - / / * &)) /"
,2/+& "+ (&1 !" *,+1 $"

,+01/2&!, "+ * !"/ !" % 6 "3 -,/ !
aceitada
,1 !, !" × 0,-,/1"0 -,/1 )&"+7,0 !"0)&7
// "+1/ ) &+ )&+ )"
)12/ /"$2) )" -,/ *"!&, !" 1/&+.2"1"
" 02*&+&01/ "+ (&1 !" *,+1 '"

"/$"01"))1 20 $"F)1"*þ 0 %*217 4"&(
Buchenholz
2-1*"/(* )ÿ $)"&1"+!" 1r17" !"0
"&+4 +!% )1"/0
"&$ / &11")* 01
&" F%" !"0 &)!% )1"/0 ( ++ *&11")0
01"/0 %&"+" "&+$"01"))1 4"/!"+
&1 ,+1 $"(&1

Video istruzioni di montaggio e utilizzo
Video installation and operating instruction
Vidéo installation et mode d'emploi
#!", &+01 ) &C+ 6 * +2 ) !" &+01/2 &,+"0
&!", 2# 2 +)"&12+$ 2+! " / 2 %0 +4"&02+$



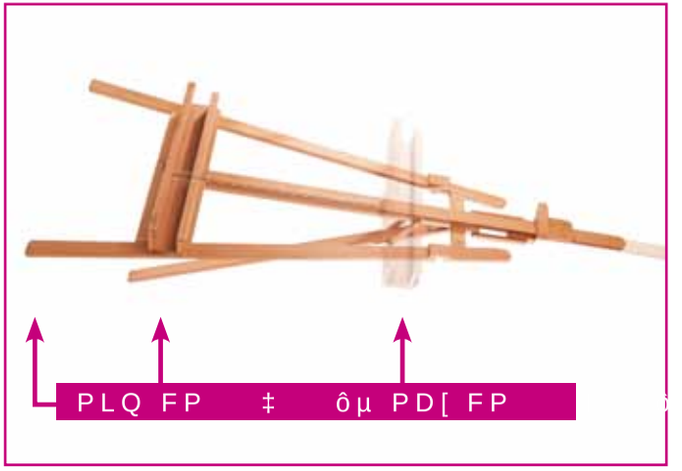
PLQ FP ‡ ôµ PD[ FP

Canvas
max 10 kg
22 lbs

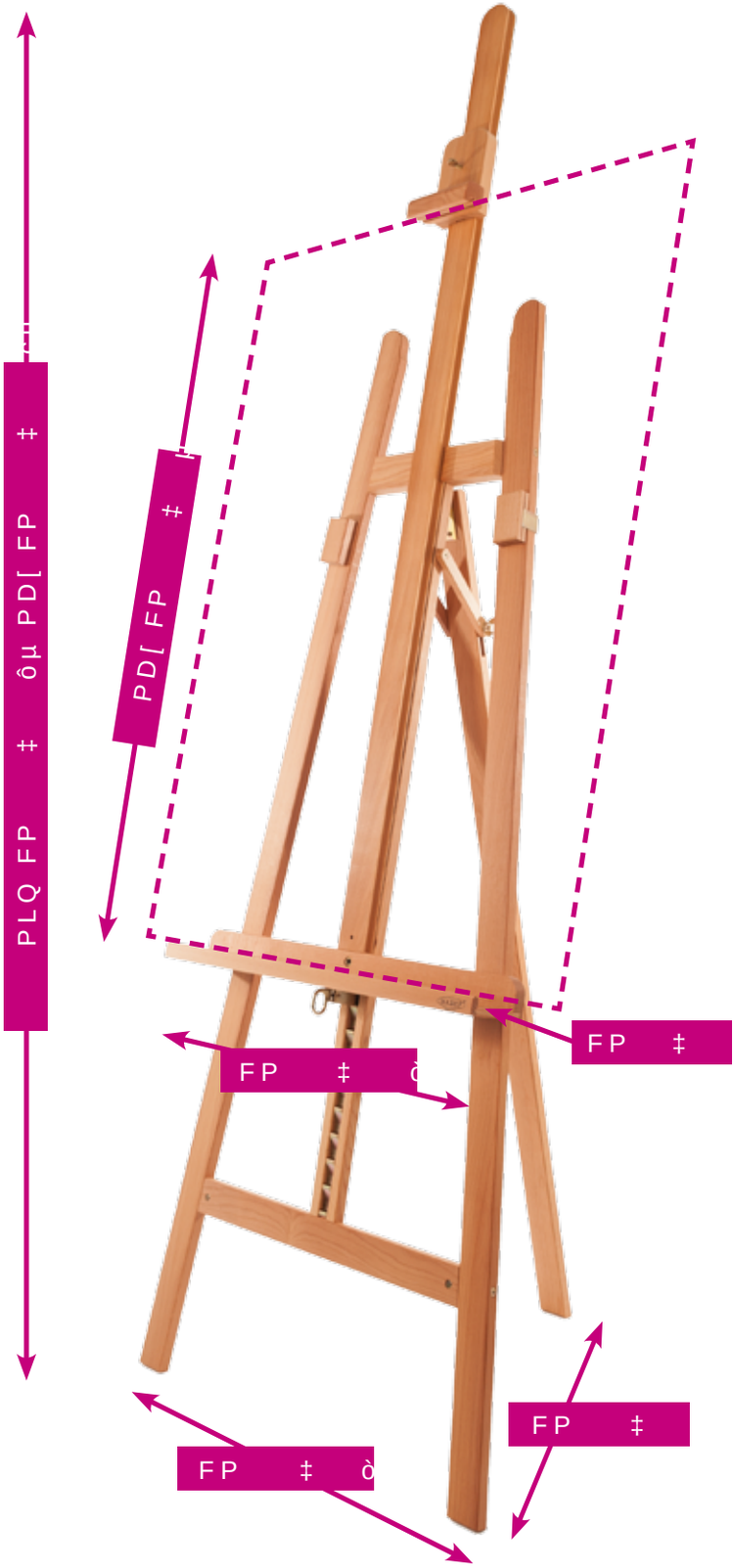


,01/2&1, &+ * 00")), !& # $$&, "3 -,/
,1 1, !& 02--,/1& 0 ,//"3,)& -,$$& 1")
,)) &+1"/+ +1& 3& / 7&,+"
,3&*"+1, !& ")"3 7&,+" /"$,) 1, !

cremagliera

,/+&1, &+ (&1 !& *,+1 $$&,

,+01/2 1"! ,# ,&)"!þ 01 &+ /"0&01 +1
4,,!
" 12/"0 0)&!&+$ +3 0 02--,/10
+1& 3& / 1&,+ &++"/ 0-/&+$
+3 0 %,)!"/ %"&$%1 &0 !'201"! 6 /
&*-)" 00"* )6 /".2&/"!

,+01/2&1 "+ % 1/" 3 -,/ %2&)
2--,/1"0 ,2)&00 +10 --2& 1,&)"
"00,/1 &+1"/+" ! +1& 3& / 1&,+
,23"*"+1 ! ) 3 1&,+ - / / * &)) /"
,2/+& "+ (&1 !" *,+1 $"

,+01/2&!, "+ * !"/ !" % 6 "3 -,/ !

aceitada

,1 !, !" × 0,-,/1"0 -,/1 )&"+7,0 !"0)&7
2"))" &+1"/+, +1&3& / &,+"0
)12/ /"$2) )" -,/ *"!&, !" 1/&+.2"1"
" 02*&+&01/ "+ (&1 !" *,+1 '"

g

"/$"01"))1 20 $"F)1"*þ 0 %*217 4"&(

Buchenholz

2-1*"/(* )ÿ $)"&1"+!" 1r17" !"0
"&+4 +!% )1"/0
%4&+$2+$0!ê*-#"+!" ++"+#"!"/
&" F%" !"0 &)!% )1"/0 ( ++ *&11")0
01"/0 %&"+" "&+$"01"))1 4"/!"+
&1 ,+1 $"(&1

Video istruzioni di montaggio e utilizzo
Video installation and operating instruction
Vidéo installation et mode d'emploi
#!", &+01 ) &C+ 6 * +2 ) !" &+01/2 &,+"0
&!", 2# 2 +)"&12+$ 2+! " / 2 %0 +4"&02+$

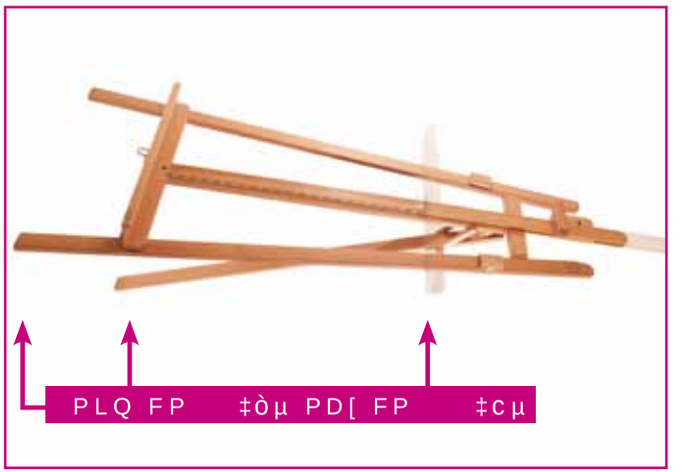
PLQ FP
‡òµ PD[ FP
‡cµ

Canvas
max 10 kg
22 lbs

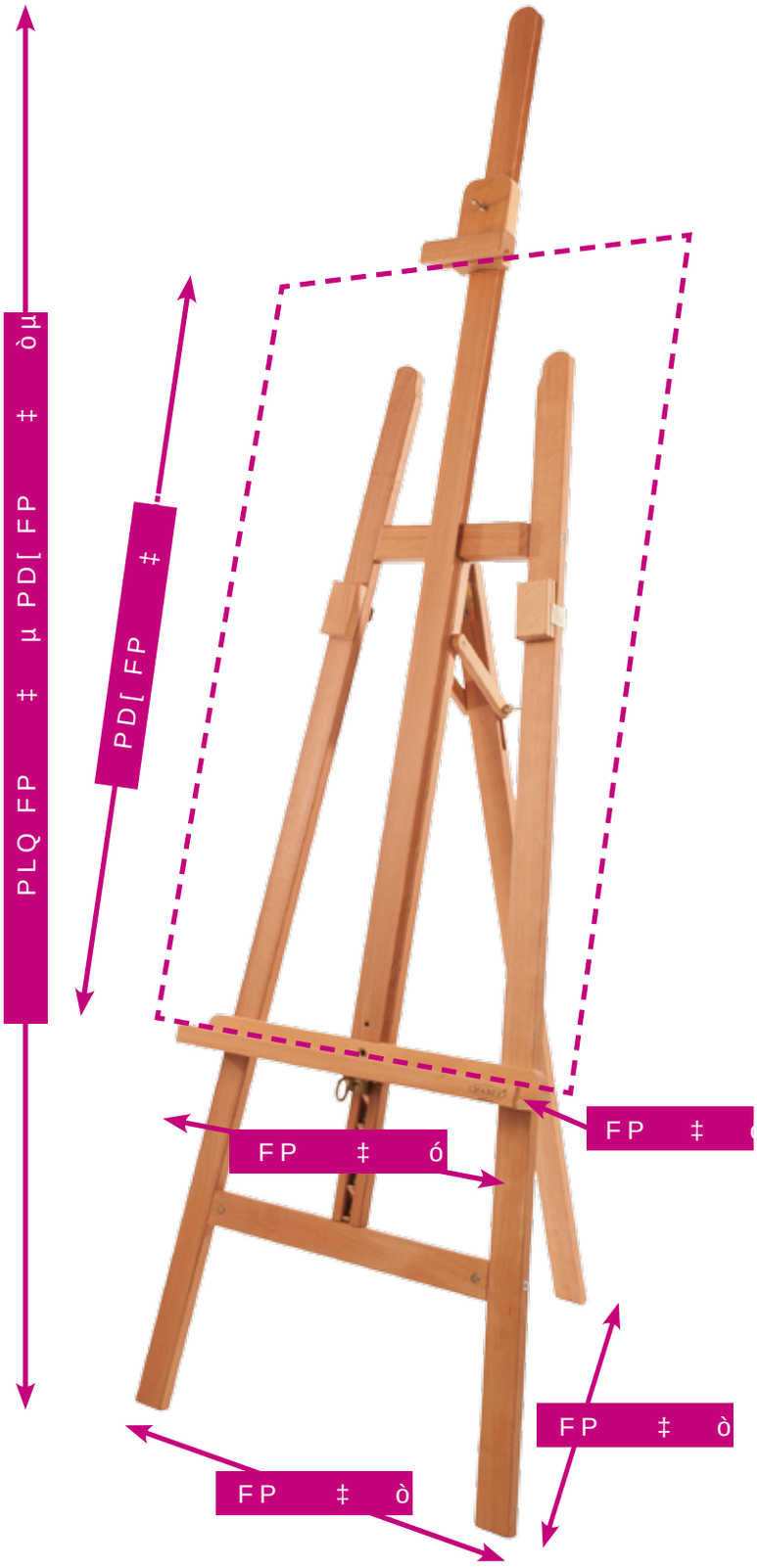


,01/2&1, &+ * 00")), !& # $$&, "3 -,/
,1 1, !& 02--,/1& 0 ,//"3,)& -,$$& 1")
,)) &+1"/+ +1& 3& / 7&,+"
,3&*"+1, !& ")"3 7&,+" /"$,) 1, !

cremagliera

,/+&1, &+ (&1 !& *,+1 $$&,

,+01/2 1"! ,# ,&)"!þ 01 &+ /"0&01 +1
4,,!
" 12/"0 0)&!&+$ +3 0 02--,/10
+1& 3& / 1&,+ &++"/ 0-/&+$
+3 0 %,)!"/ %"&$%1 &0 !'201"! 6 /
&*-)" 00"* )6 /".2&/"!

,+01/2&1 "+ % 1/" 3 -,/ %2&)
2--,/1"0 ,2)&00 +10 --2& 1,&)"
"00,/1 &+1"/+" ! +1& 3& / 1&,+
,23"*"+1 ! ) 3 1&,+ - / / * &)) /"
,2/+& "+ (&1 !" *,+1 $"

9

,+01/2&!, "+ * !"/ !" % 6 "3 -,/ !

aceitada

,1 !, !" × 0,-,/1"0 -,/1 )&"+7,0 !"0)&7
2"))" &+1"/+, +1&3& / &,+"0
)12/ /"$2) )" -,/ *"!&, !" 1/&+.2"1"
" 02*&+&01/ "+ (&1 !" *,+1 '"

"/$"01"))1 20 $"F)1"*þ 0 %*217 4"&(

Buchenholz

2-1*"/(* )ÿ $)"&1"+!" 1r17" !"0
"&+4 +!% )1"/0
%4&+$2+$0!ê*-#"+!" ++"+#"!"/
&" F%" !"0 &)!% )1"/0 ( ++ *&11")0
01"/0 %&"+" "&+$"01"))1 4"/!"+
&1 ,+1 $"(&1

Video istruzioni di montaggio e utilizzo
Video installation and operating instruction
Vidéo installation et mode d'emploi
#!", &+01 ) &C+ 6 * +2 ) !" &+01/2 &,+"0
&!", 2# 2 +)"&12+$ 2+! " / 2 %0 +4"&02+$



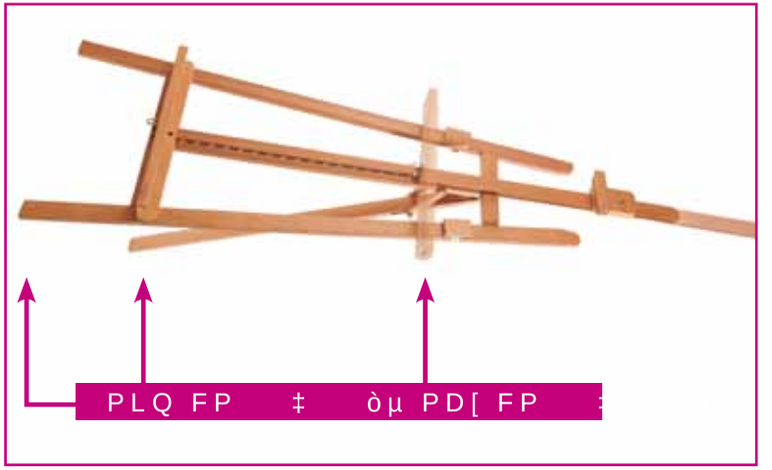
PLQ FP ‡ òµ PD[ FP

Canvas
max 10 kg
22 lbs




,01/2&1, &+ * 00")), !& # $$&, "3 -,/
,/+&1, &+ (&1 !& *,+1 $$&,

,+01/2 1"! ,# ,&)"!þ 01 &+ /"0&01 +1
4,,!
&*-)" 00"* )6 /".2&/"!

,+01/2&1 "+ % 1/" 3 -,/ %2&)
,2/+& "+ (&1 !" *,+1 $"

,+01/2&!, "+ * !"/ !" % 6 "3 -,/ !
aceitada
" 02*&+&01/ "+ (&1 !" *,+1 '"

"/$"01"))1 20 $"F)1"*þ 0 %*217 4"&(
Buchenholz
&1 ,+1 $"(&1

Video istruzioni di montaggio e utilizzo
Video installation and operating instruction
Vidéo installation et mode d'emploi
#!", &+01 ) &C+ 6 * +2 ) !" &+01/2 &,+"0
&!", 2# 2 +)"&12+$ 2+! " / 2 %0 +4"&02+$

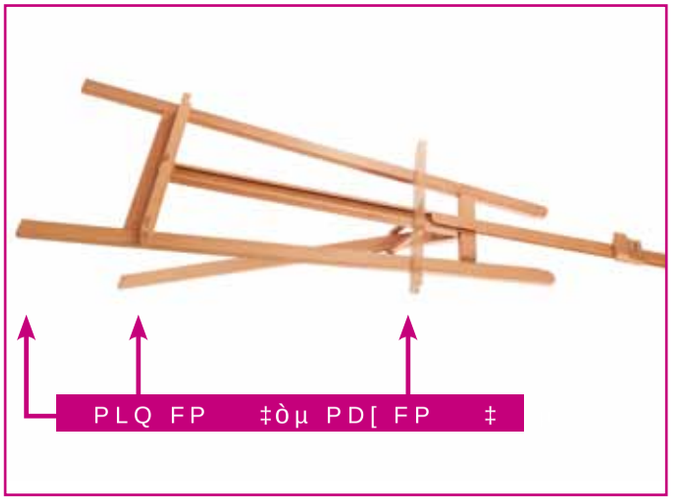
PLQ FP ‡òµ PD[ FP ‡

Canvas
max 10 kg
22 lbs

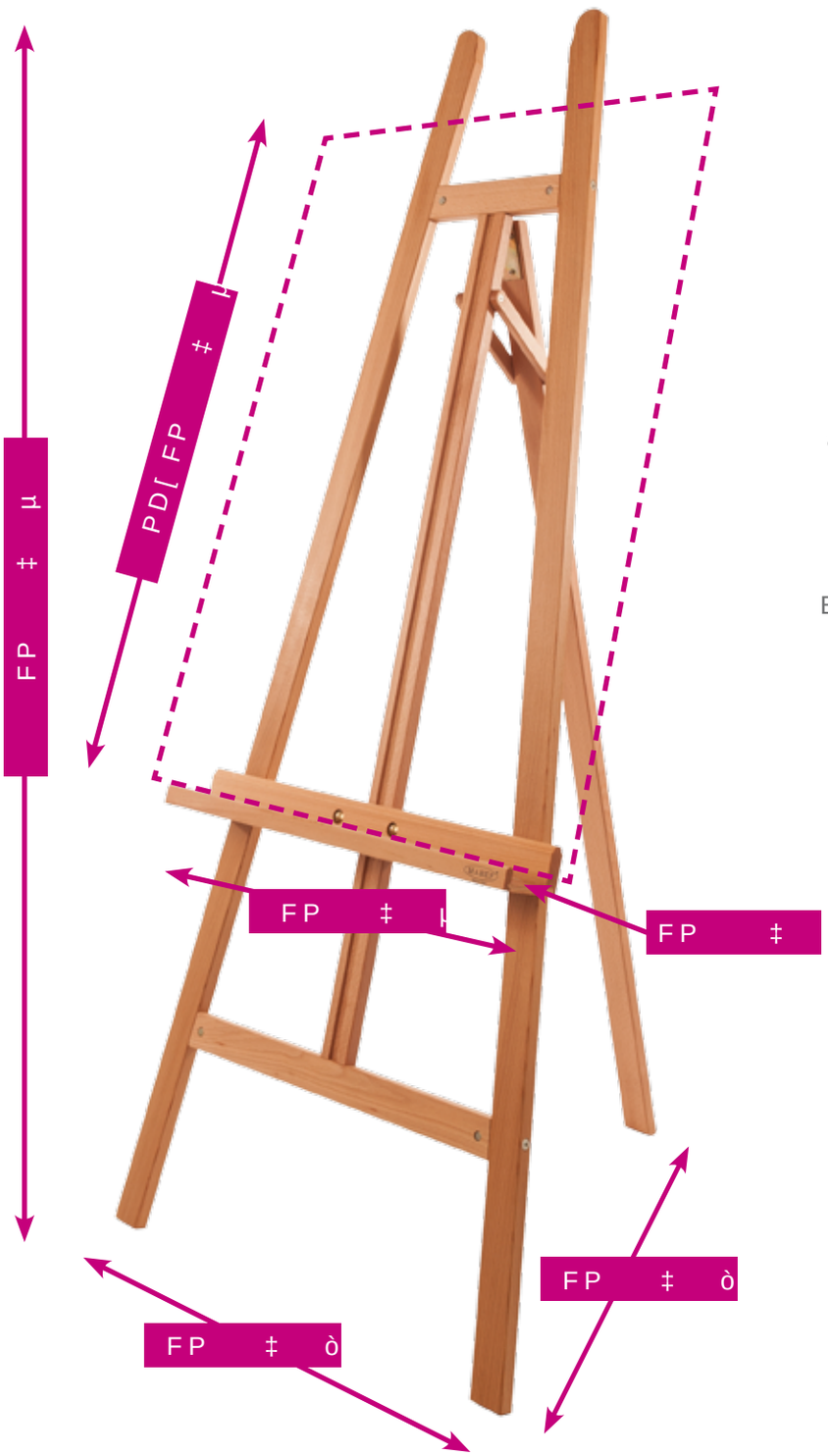


,01/2&1, &+ * 00")), !& # $$&, "3 -,/
,/+&1, &+ (&1 !& *,+1 $$&,

,+01/2 1"! ,# ,&)"!þ 01 &+ /"0&01 +1
4,,!
&*-)" 00"* )6 /".2&/"!

,+01/2&1 "+ % 1/" 3 -,/ %2&)
,2/+& "+ (&1 !" *,+1 $"

,

,+01/2&!, "+ * !"/ !" % 6 "3 -,/ !
aceitada
" 02*&+&01/ "+ (&1 !" *,+1 '"

"/$"01"))1 20 $"F)1"*þ 0 %*217 4"&(
Buchenholz
&1 ,+1 $"(&1

Video istruzioni di montaggio e utilizzo
Video installation and operating instruction
Vidéo installation et mode d'emploi
#!", &+01 ) &C+ 6 * +2 ) !" &+01/2 &,+"0
&!", 2# 2 +)"&12+$ 2+! " / 2 %0 +4"&02+$



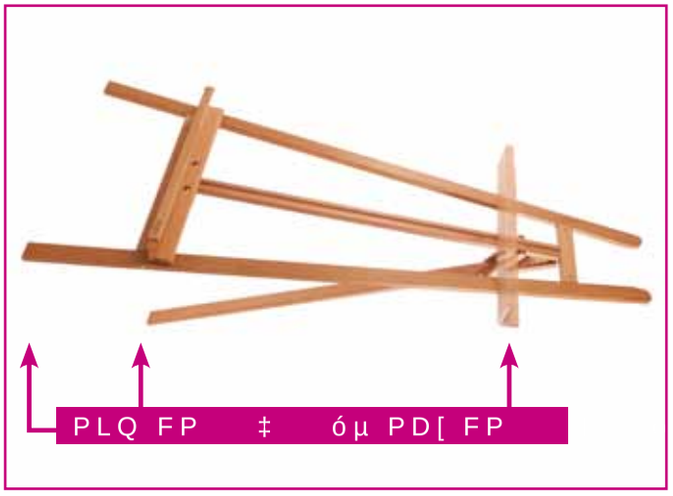
PLQ FP ‡ óµ PD[ FP

Canvas
max 10 kg
22 lbs

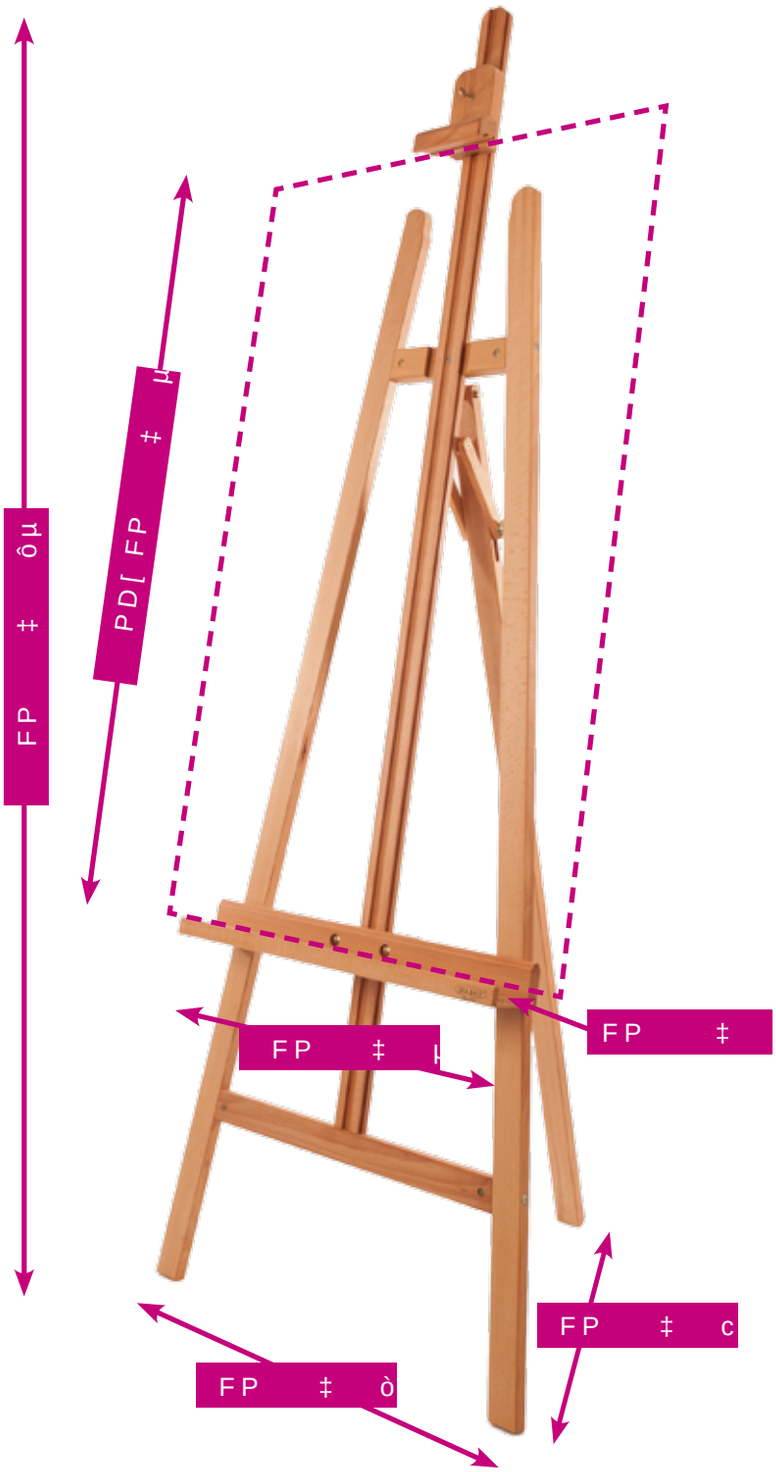


,01/2&1, &+ * 00")), !& # $$&, "3 -,/
,/+&1, &+ (&1 !& *,+1 $$&,

,+01/2 1"! ,# ,&)"!þ 01 &+ /"0&01 +1
4,,!
&*-)" 00"* )6 /".2&/"!

,+01/2&1 "+ % 1/" 3 -,/ %2&)
,2/+& "+ (&1 !" *,+1 $"

,

,+01/2&!, "+ * !"/ !" % 6 "3 -,/ !
aceitada
" 02*&+&01/ "+ (&1 !" *,+1 '"

"/$"01"))1 20 $"F)1"*þ 0 %*217 4"&(
Buchenholz
&1 ,+1 $"(&1

Video istruzioni di montaggio e utilizzo
Video installation and operating instruction
Vidéo installation et mode d'emploi
#!", &+01 ) &C+ 6 * +2 ) !" &+01/2 &,+"0
&!", 2# 2 +)"&12+$ 2+! " / 2 %0 +4"&02+$

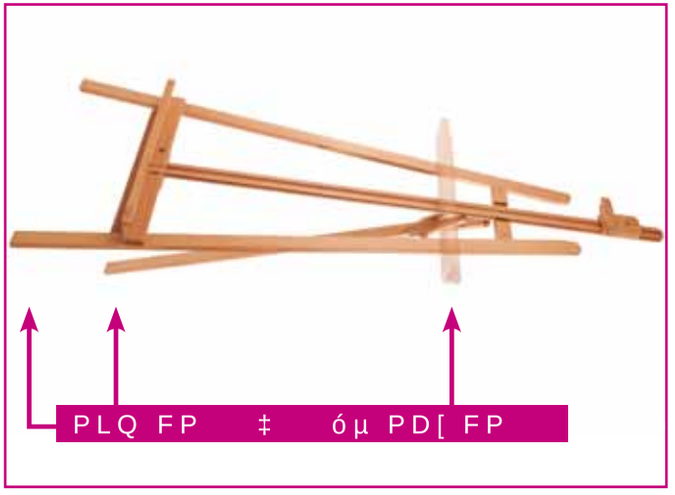
PLQ FP ‡ óµ PD[ FP

Canvas
max 10 kg
22 lbs

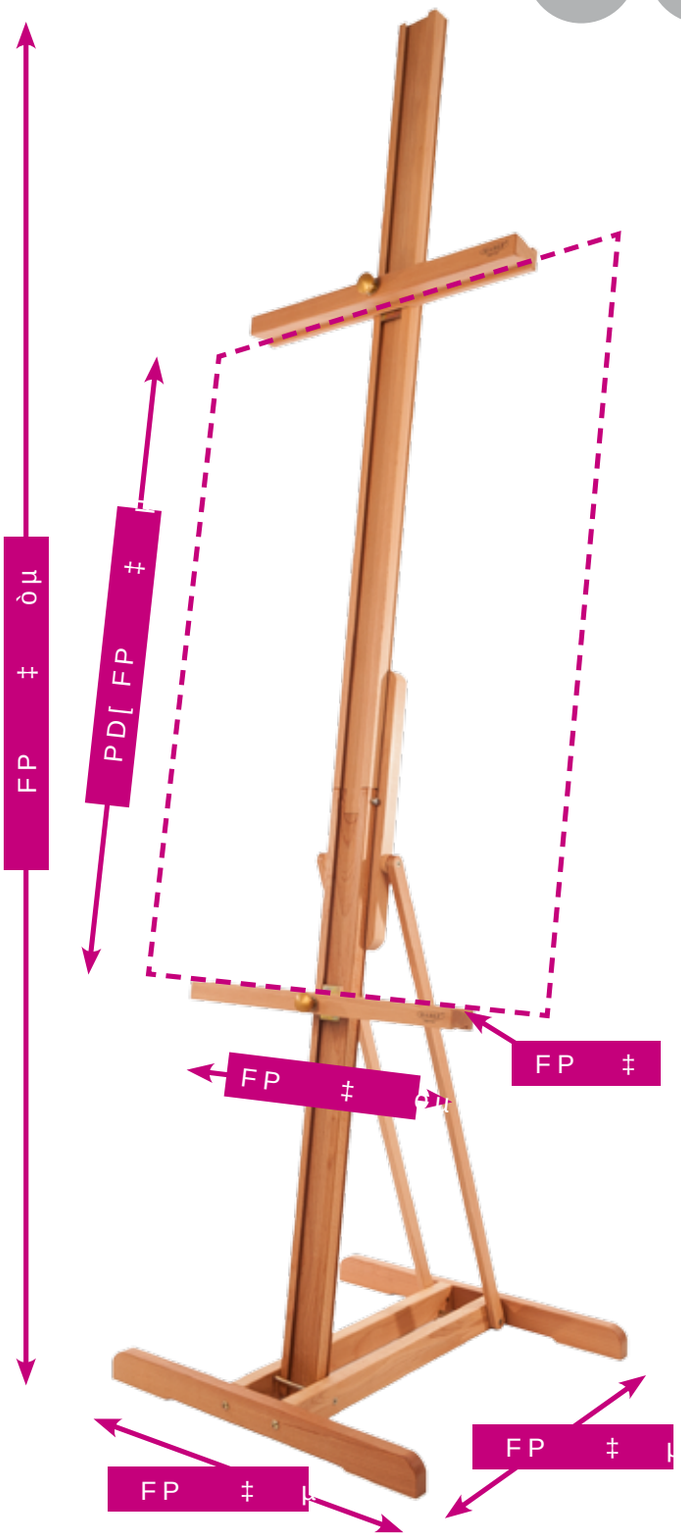


,01/2&1, &+ * 00")), !& # $$&, "3 -,/
,+3"/1& &)" &+ 1 3,),
,/+&1, &+ (&1 !& *,+1 $$&,

,+01/2 1"! ,# ,&)"!þ 01 &+ /"0&01 +1
4,,!
,+3"/1& )" &+ 1 )"
&*-)" 00"* )6 /".2&/"!

,+01/2&1 "+ % 1/" 3 -,/ %2&)
/ +0#,/* )" "+ 1 )"
,2/+& "+ (&1 !" *,+1 $"

,+01/2&!, "+ * !"/ !" % 6 "3 -,/ !
aceitada
" -2"!" 1/ +0#,/* / "+ *"0
" 02*&+&01/ "+ (&1 !" *,+1 '"

"/$"01"))1 20 $"F)1"*þ 0 %*217 4"&(
Buchenholz
+ "&+"+ &0 % 2*4 +!") /
&1 ,+1 $"(&1

Video istruzioni di montaggio e utilizzo
Video installation and operating instruction
Vidéo installation et mode d'emploi
#!", &+01 ) &C+ 6 * +2 ) !" &+01/2 &,+"0
&!", 2# 2 +)"&12+$ 2+! " / 2 %0 +4"&02+$

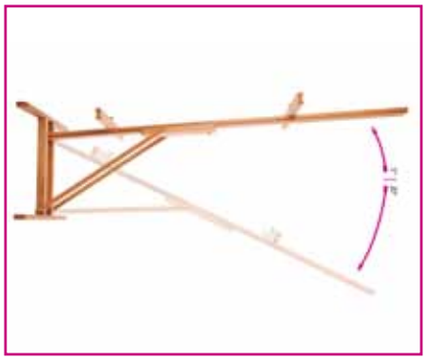

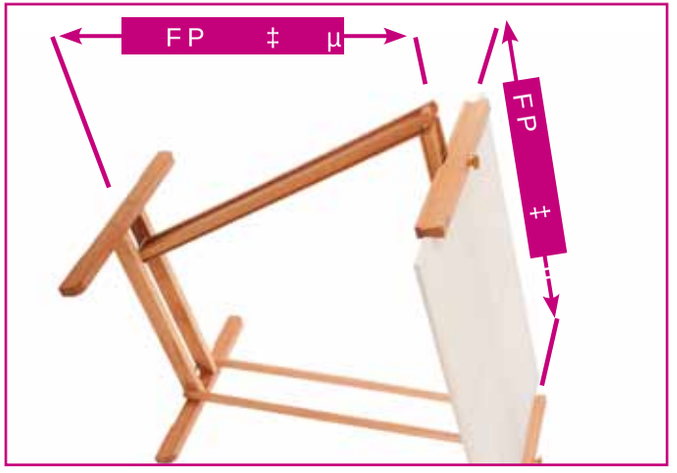
FP ‡ µ
FP ‡


PLQ FP ‡ ôµ PD[ FP ‡

Canvas
max 8 kg
17½ lbs

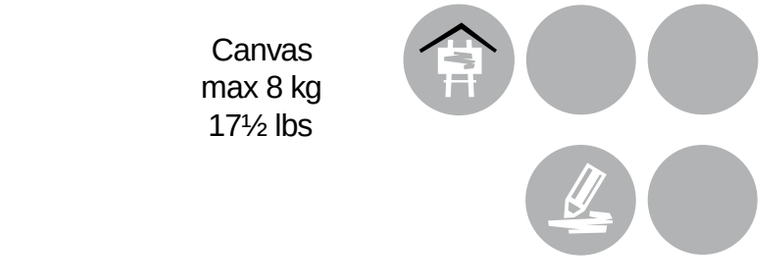

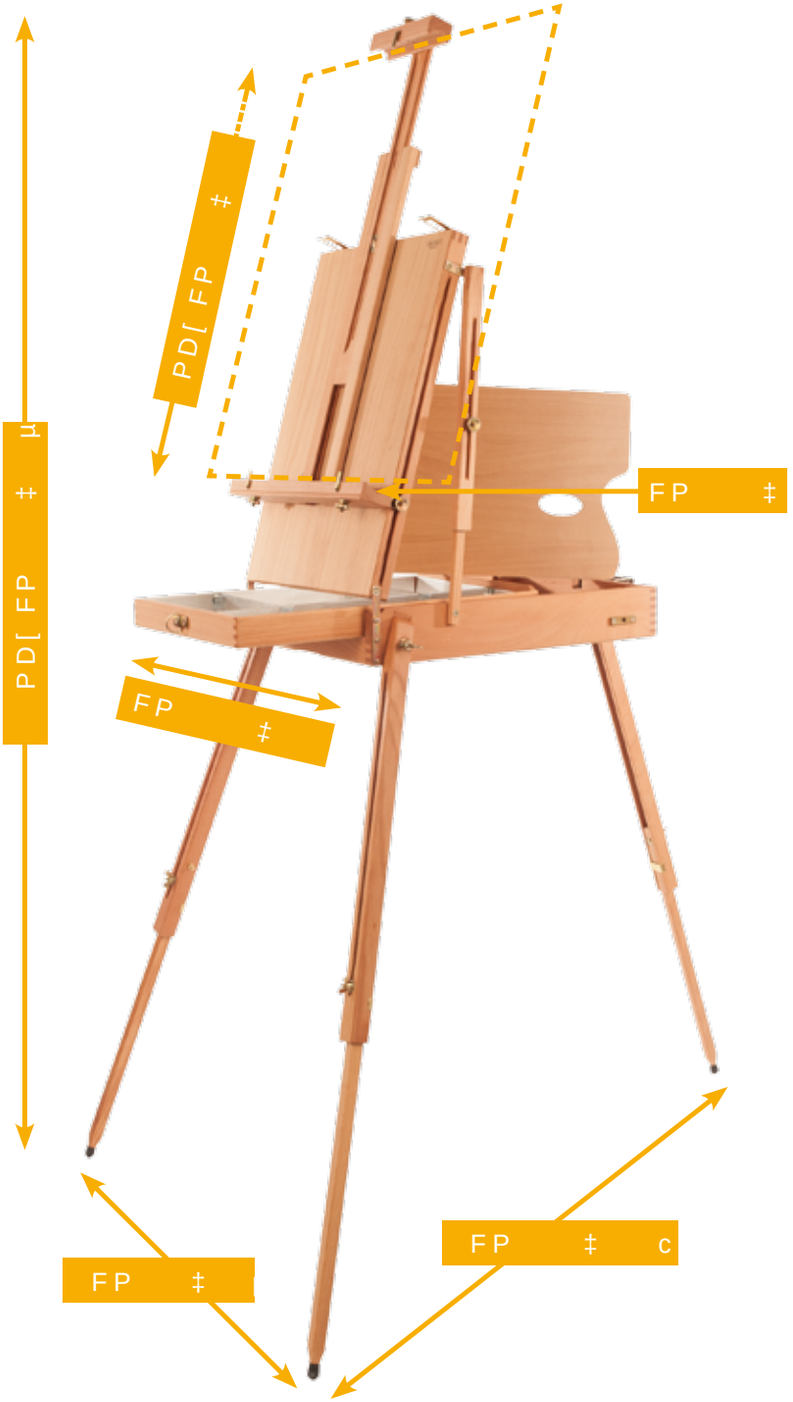


,01/2&1, &+ * 00")), !& # $$&, "3 -,/
"$,) 7&,+" !")) &+ )&+ 7&,+" &+ .2 )0&
posizione tra l'orizzontale e la verticale
3,),77
00"11, -,/1 ,$$"11& 0 ,//"3,)" Ù 0 ,

,+01/2 1"! ,# ,&)"!þ 01 &+ /"0&01 +1
4,,!
+3 0 %,)!"/ + " !'201"! 1, +6 +$)
"14""+ 3"/1& ) +! %,/&7,+1 )
)"11"
Ù ,*- /1*"+1 1&+ )&+"! 0)&!&+$ "00,/6

,+01/2&1 "+ % 1/" 3 -,/ %2&)
$) $" !" ) &+ )&+ &0,+ 02/ 1,21"0 -,0
comprises entre l'horizontale et la verticale
)"11"
&/,&/ ,2)&00 +1 æ Ù ,*- /1&*"+10

,+01/2&!, "+ * !"/ !" % 6 "3 -,/ !
aceitada
"$2) &C+ !" ) &+ )&+ &C+ "+ 2 ).2
-,0& &C+ "+1/" ) %,/&7,+1 ) 6 ) 3"/1
)"1
'C+ !"0)&7 +1" ,+ Ù ,*- /1&*"+1,0

g
"/$"01"))1 20 $"F)1"*þ 0 %*217 4"&0
Buchenholz
"/ "&+4 +!% )1"/ &01 &+ "&+"+ "& %
4 +!") /þ !&" &0 %+"&$2+$ &01 3,+ 4
bis senkrecht stufenlos verstellbar
)"11"
)"&10 %2 ) !"

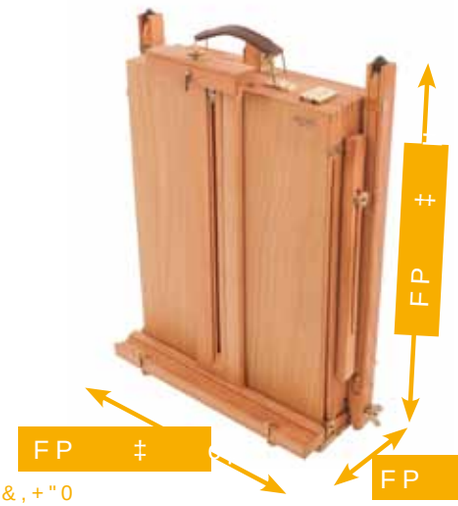


Video istruzioni di montaggio e utilizzo
Video installation and operating instruction
Vidéo installation et mode d'emploi
#!", &+01 ) &C+ 6 * +2 ) !" &+01/2 &,+"0
&!", 2# 2 +)"&12+$ 2+! " / 2 %0 +4"&02+$

12°
90°

Canvas
max 8 kg
17½ lbs

,01/2&1, &+ * 00")), !& # $$&, "3 -,/
"$,) 7&,+" !")) &+ )&+ 7&,+" &+ .2 )0&
posizione tra l'orizzontale e la verticale
3,),77 -&"$%"3,)"
00"11, -,/1 ,$$"11& 0 ,//"3,)" Ù 0 ,
/"1"))" 7 &+, /"$,) &)& -"/ $"3,)" 1/

,+01/2 1"! ,# ,&)"!þ 01 &+ /"0&01 +1
4,,!
+3 0 %,)!"/ + " !'201"! 1, +6 +$)
"14""+ 3"/1& ) +! %,/&7,+1 )
,)!&+$ - )"11"
Ù ,*- /1*"+1 1&+ )&+"! 0)&!&+$ "00,/6
!'201 )" )" 1%"/ 0%,2)!"/ 01/ -0 #,/
backpacking

PETITE
,+01/2&1 "+ % 1/" 3 -,/ %2&)
$) $" !" ) &+ )&+ &0,+ 02/ 1,21"0 -,0
comprises entre l'horizontale et la verticale
)"11" -)& +1"
&/,&/ ,2)&00 +1 æ Ù ,*- /1&*"+10
/"1"))"0 / $) )"0 "+ 2&/

PEQUEÑA
,+01/2&!, "+ * !"/ !" % 6 "3 -,/ !
aceitada
"$2) &C+ !" ) &+ )&+ &C+ "+ 2 ).2
-,0& &C+ "+1/" ) %,/&7,+1 ) 6 ) 3"/1
)"1 -)"$ )"
'C+ !"0)&7 +1" ,+ Ù ,*- /1&*"+1,0
,//" 0 !" 2"/, '201 )"0 - / *, %&)

"/$"01"))1 20 $"F)1"*þ 0 %*217 4"&(
Buchenholz
"/ "&+4 +!% )1"/ &01 &+ "&+"+ "& %
4 +!") /þ !&" &0 %+"&$2+$ &01 3,+ 4
bis senkrecht stufenlos verstellbar
)1- )"11"
)"&10 %2 ) !"
2 (0 (1/ $"$2/1"

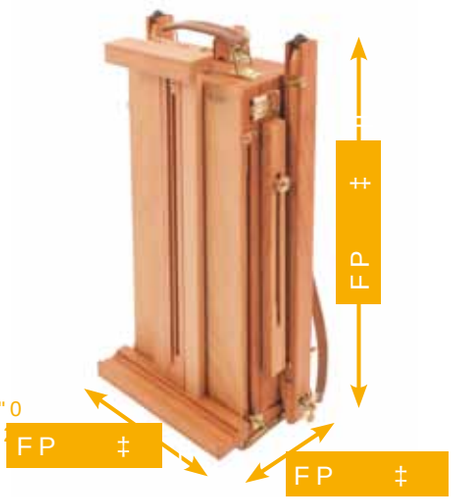

Video istruzioni di montaggio e utilizzo
Video installation and operating instruction
Vidéo installation et mode d'emploi
#!", &+01 ) &C+ 6 * +2 ) !" &+01/2 &,+"0
&!", 2# 2 +)"&12+$ 2+! " / 2 %0 +4"&0

12°
90°

Canvas
max 8 kg
17½ lbs

,01/2&1, &+ * 00")), !& # $$&, "3 -,/
"$,) 7&,+" !")) &+ )&+ 7&,+" &+ .2 )0&
posizione tra l'orizzontale e la verticale
"/*& ) 1"/ )& -"/ ), $$&, 00"11
3,),77
+1"/+, -,/1 ,),/& ,+ Ù 0 ,*- /1&

TABLE
,+01/2 1"! ,# ,&)"!þ 01 &+ /"0&01 +1
+3 0 %,)!"/ + " !'201"! 1, +6 +$)
"14""+ 3"/1& ) +! %,/&7,+1 )
, ( )" 0&!" 02--,/10
)"11"
Ù ,*- /1*"+1 1&+ )&+"! 01,/ $" !/ 4"/

TABLE
,+01/2&1 "+ % 1/" 3 -,/ %2&)
$) $" !" ) &+ )&+ &0,+ 02/ 1,21"0 -,0
comprises entre l'horizontale et la verticale
), $"0 ) 1 / )0 !" ) ,$1"
)"11"
+1 /&"2/ "+ * 1 ) 3" Ù ),&0,+0

,+01/2&!, "+ * !"/ !" % 6 "3 -,/ !
aceitada
"$2) &C+ !" ) &+ )&+ &C+ "+ 2 ).2
-,0& &C+ "+1/" ) %,/&7,+1 ) 6 ) 3"/1
,1 ! !" 1,-"0 ) 1"/ )"0 - / œ +7 / )
)"1
'C+ &+1"/+, ,+ Ù ,*- /1&*&"+1,0

"/$"01"))1 20 $"F)1"*þ 0 %*217 4"&(
Buchenholz
"/ "&+4 +!% )1"/ &01 &+ "&+"+ "& %
4 +!") /þ !&" &0 %+"&$2+$ &01 3,+ 4
bis senkrecht stufenlos verstellbar
//"11&"/ /" +! "#"01&$2+$
)"11"
++"+*"1 ))3"/()"&!2+$ *&1 Ù ê %"/+

Video istruzioni di montaggio e utilizzo
Video installation and operating instruction
Vidéo installation et mode d'emploi
#!", &+01 ) &C+ 6 * +2 ) !" &+01/2 &
&!", 2# 2 +)"&12+$ 2+! " / 2 %0 +4"

12°
90°

PLQ FP + µ PD[ FP

Canvas
max 4 kg
8½ lbs

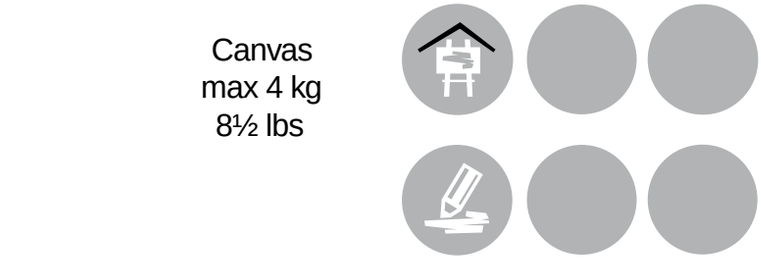

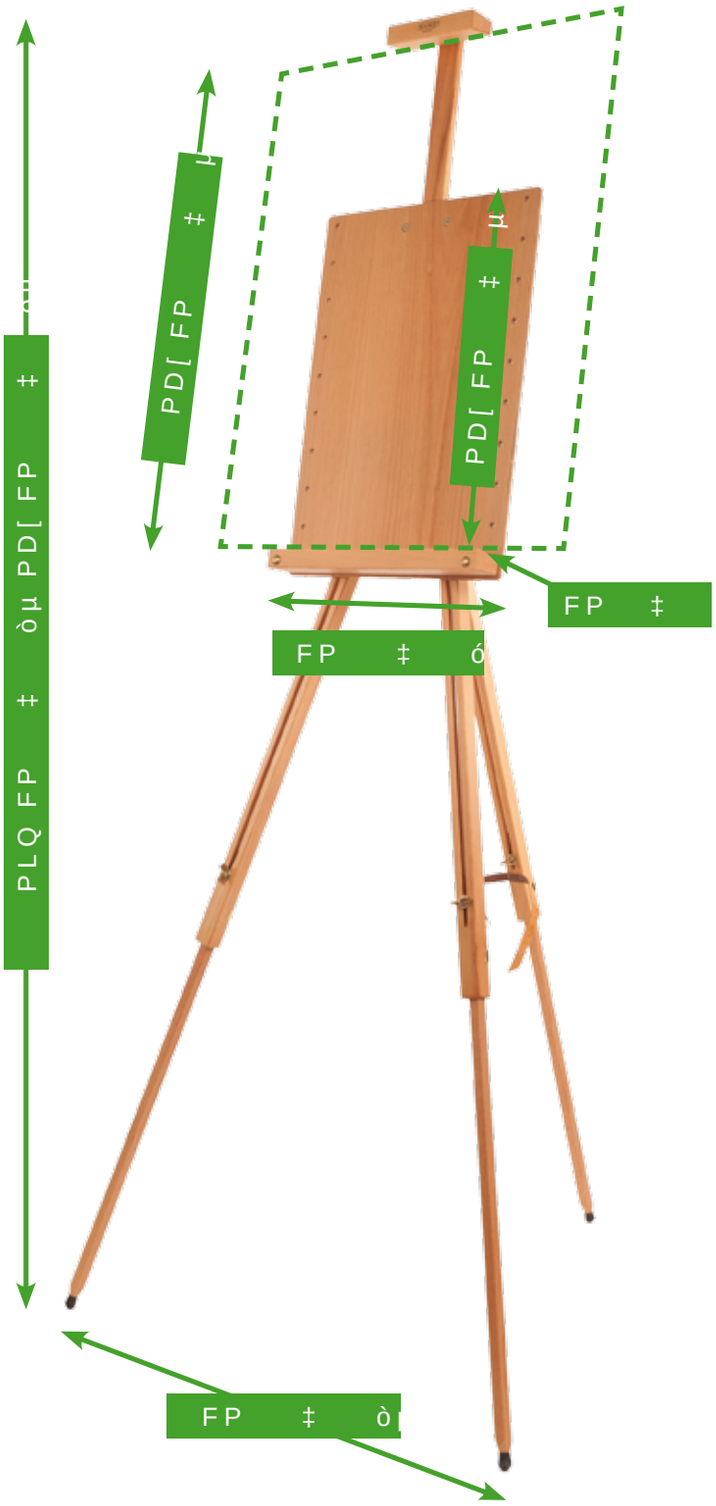


!
,01/2&1, &+ * 00")), !& # $$&, "3 -,/
3,)"11 &+ )"$+, /"$,) &)" &+ .2 )0&
posizione tra l'orizzontale e la verticale

!
,+01/2 1"! ,# ,&)"!þ 01 &+ /"0&01 +1
4,,!
&3,1&+$ 4,,!"+ - +") + " !'201"! 1,
+$)" "14""+ 3"/1& ) +! %,/&7,+1 )

HUILE/AQUARELLE
,+01/2&1 "+ % 1/" 3 -,/ %2&)
$) $" !2 -,/1" %è00&0 02/ 1,21"0 )"0
comprises entre l'horizontale et la verticale

' !
,+01/2&!, "+ * !"/ !" % 6 "3 -,/ !
aceitada
) !" * !"/ /"$2) )" !" ) &+ )&+ &C
2 ).2&"/ -,0& &C+ "+1/" ) %,/&7,+1 )

ÖL-/AQUARELLFARBEN
"/$"01"))1 20 $"F)1"*þ 0 %*217 4"&
Buchenholz
,)71 #") &+ 2+7ê%)&$"+ ,0&1&,+"+ 0"
einstellbar

Video istruzioni di montaggio e utilizzo
Video installation and operating instruction
Vidéo installation et mode d'emploi
#!", &+01 ) &C+ 6 * +2 ) !" &+01/2 &,+"0
&!", 2# 2 +)"&12+$ 2+! " / 2 %0 +4"&02+$



Canvas
max 4 kg
8¾ lbs

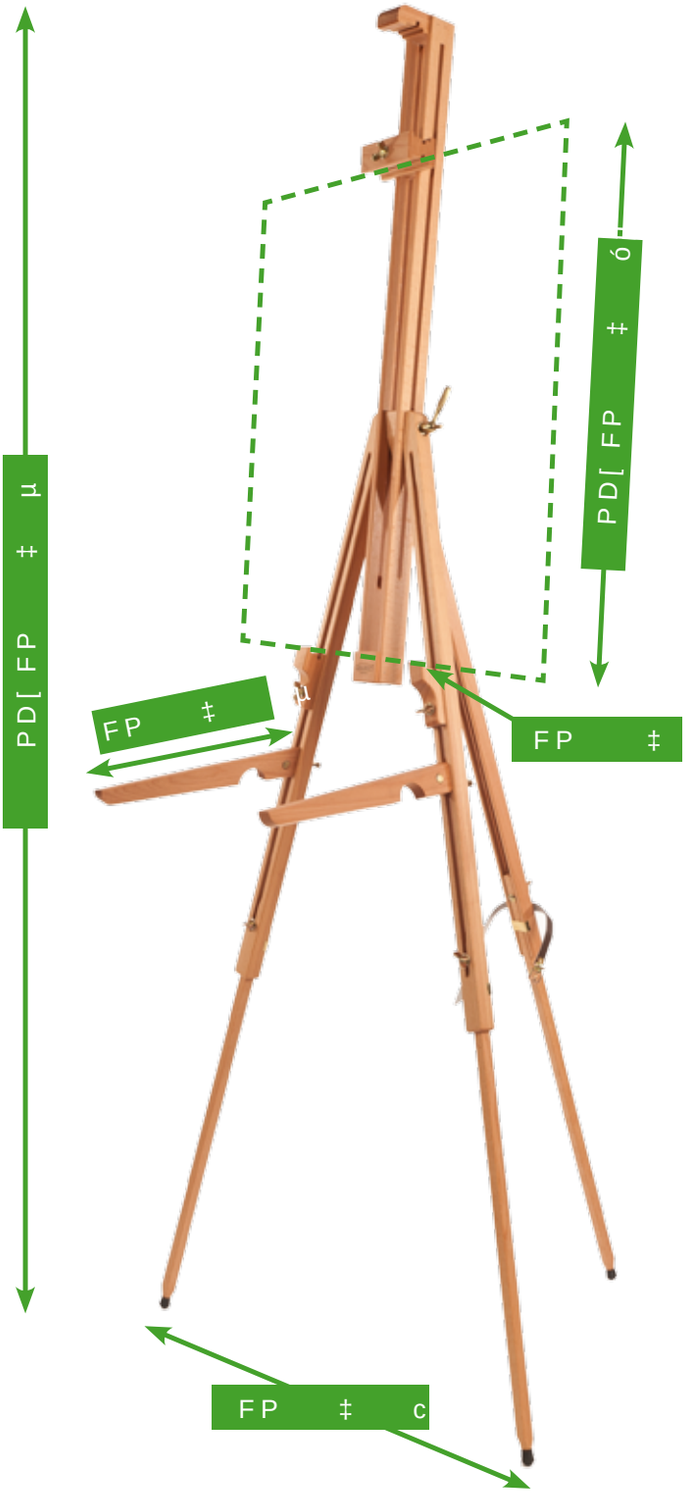


,01/2&1, &+ * 00")), !& # $$&, "3 -,/
"$,) 7&,+" !") -,/1 1")" &+ .2 )0& 0& -
tra l'orizzontale e la verticale
,1 1, !& × / &,)& -"/ &) 0,01"$+, !&
confezione di pastelli o di una tavolozza

,+01/2 1"! ,# ,&)"!þ 01 &+ /"0&01 +1
4,,!
&3,1&+$ +3 0 %,)!"/ + " !'201"! 1
+$)" "14""+ 3"/1& ) +! %,/&7,+1 )
&11"! 4&1% × #,)!&+$ 0%")# / ("10
02--,/1 - 01") ,5 4%&)" × !'201 )"
blocks hold it in place

,+01/2&1 "+ % 1/" 3 -,/ %2&)
$) $" !2 -,/1" %è00&0 02/ 1,21"0 )"0
comprises entre l'horizontale et la verticale
,2/+& !" × / 0 02--,/1 +1 2+" ,$1" !"
pastel ou une palette

9
,+01/2&!, "+ * !"/ !" % 6 "3 -,/ !
aceitada
"$2) &C+ !" ) &+ )&+ &C+ "+ 2 ).2
-,0& &C+ "+1/" ) %,/&7,+1 ) 6 ) 3"/1
,1 !, !" × / 7,0 - / 0,01"+"/ 2+ ' !
pastel o una paleta

À
"/$"01"))1 20 $"F)1"*þ 0 %*217 4"&(
Buchenholz
"/ "&+4 +!% )1"/ &01 &+ "&+"+ "& %
4 +!") /þ !&" &0 %+"&$2+$ &01 3,+ 4
bis senkrecht stufenlos verstellbar
× $"( +1"1"+ ) $"% )1"/+ #r/
01"))(ê01"+ 20$"01 11"1þ !&" !2/ %
/"$2)&"/ /" %,)701r17"+ $"% )1"+ 4"/!

FP [ ‡ òµ[

Video istruzioni di montaggio e utilizzo
Video installation and operating instruction
Vidéo installation et mode d'emploi
#!", &+01 ) &C+ 6 * +2 ) !" &+01/2 &,+"0
&!", 2# 2 +)"&12+$ 2+! " / 2 %0 +4"&02+$

Canvas
max 5 kg
11 lbs

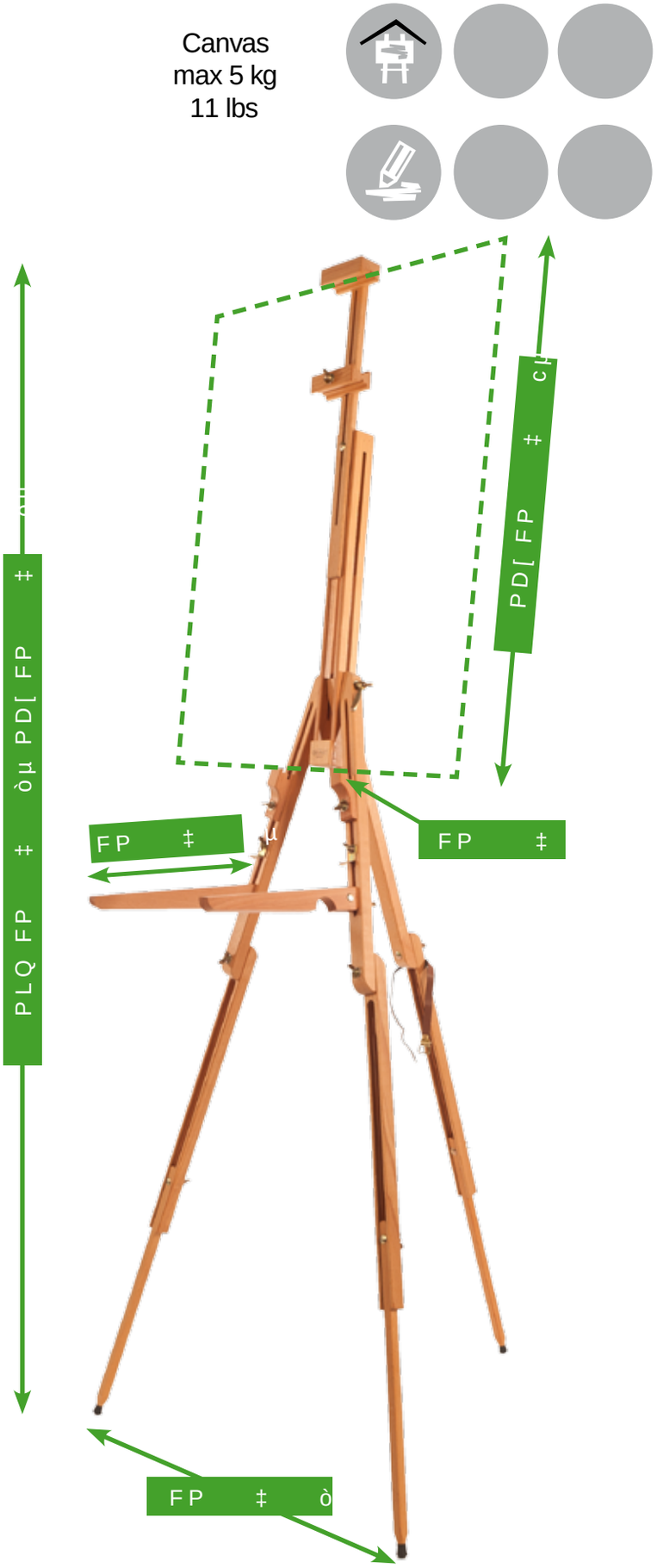


,01/2&1, &+ * 00")), !& # $$&, "3 -,/
" $ * " 1")"0 ,-& %" -,00,+, "00"/" /"$,)
per un uso da terra da cm. 55 a cm. 195, oppure
da tavolo
01/"* *"+1" ,*- 11,þ %&20, 0,), *ý Ú
per un facile trasporto e stoccaggio

,+01/2 1"! ,# ,&)"! "" %4,,!
%" 1")"0 ,-& )"$0 + " !'201"! #,/ •,,/
from cm. 55 - 21½" to cm. 195 - 76¾", or table-top use
51/"*")6 ,*- 1þ #,)!0 2- &+ '201 *ý ÚÚ
#,/ + " 06 //& $" +! 01,/ $"

,+01/2&1 "+ % 1/" 3 -,/ %2&)
"0 -&"!0 1 )"0 ,-&.2"0 -"23"+1 1/" / $)
une utilisation à partir de sol, du cm. 55 à cm. 195,
ou de table
51/ *"*"+1 ,*- 1þ #"/* 0"2)"*"+1 *ý
55, pour faciliter le transport et le stockage

,+01/2&!, "+ * !"/ !" % 6 "3 -,/ ! 6
aceitada
, )" 20,ÿ 0 - 1 0 1")"0 C-& 0 '201
"+1/" ÚÚ * 6 ÖÞÚ *þ -"/*&1"+ 20 /), ,
))"1" !" 1/#-,!" , 0, /"*"0
51/"* ! *"+1" ,*- 1,ÿ 20 ÚÚ * !" )12/
una vez cerrado permiten un cómodo transporte
6 )* "+ *&"+1,

À
"/$"01"))1 20 $"F)1"* 2 %"+%,)7
&" ")"0(,- "&+" (F++"+ 3,+ ÚÚ &0 Ö
3"/01"))1 4"/!"+þ !&" 1 ›")"& ( ++ 2 %
&0 %01 ›")"& $"+2171 4 /!"+
<2g"/01 (,*- (1þ 720 **"+$"() --1 +2/ ÚÚ
lang, daher einfach zu tragen und gut zu
verstauen

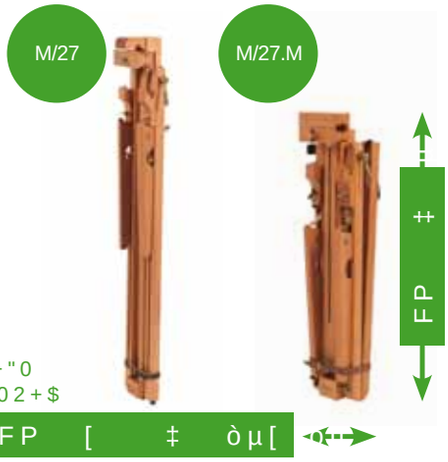


Video istruzioni di montaggio e utilizzo
Video installation and operating instruction
Vidéo installation et mode d'emploi
#!", &+01 ) &C+ 6 * +2 ) !" &+01/2 &,+"0
&!", 2# 2 +)"&12+$ 2+! " / 2 %0 +4"&02+$

FP ‡

Canvas
max 4 kg
8¾ lbs

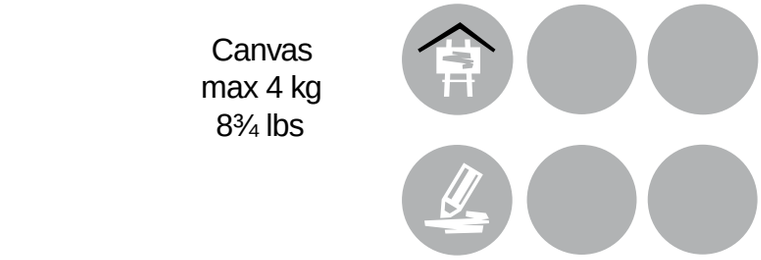

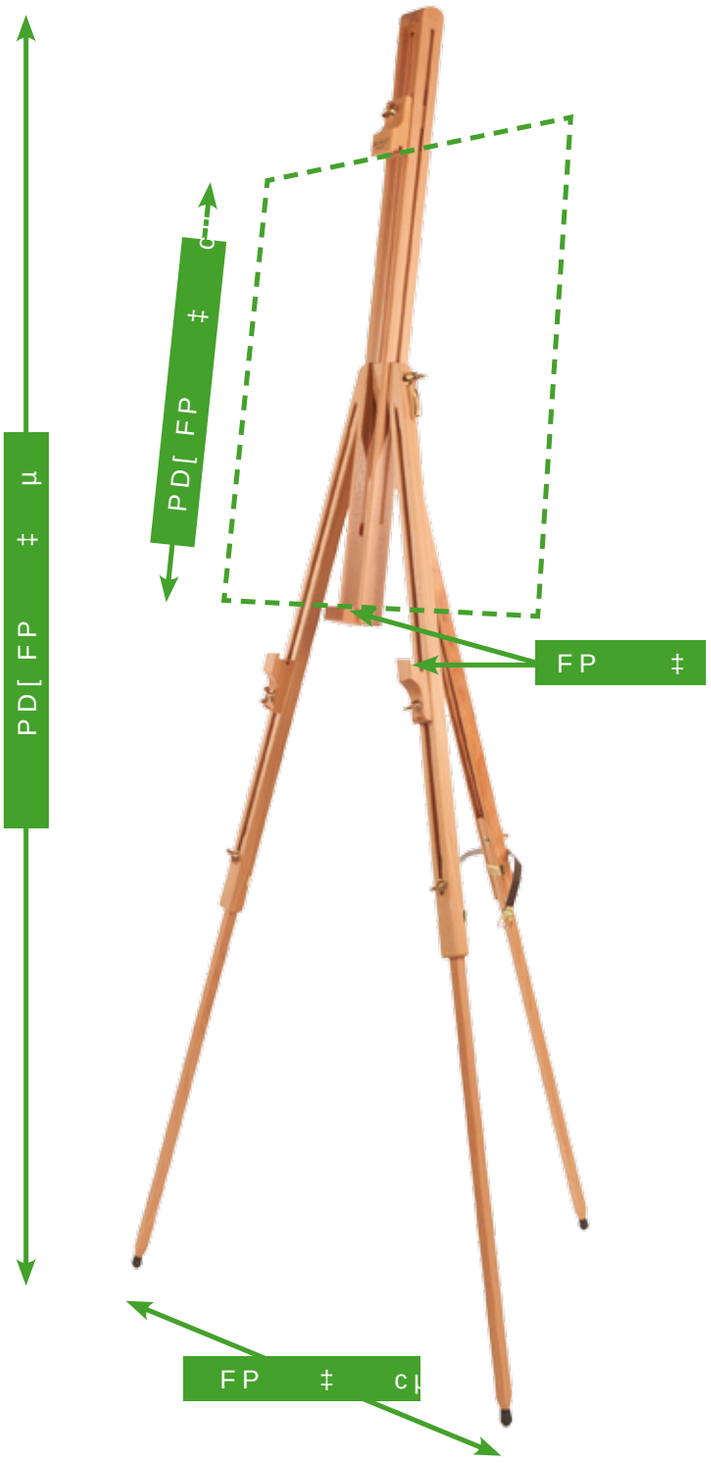


,01/2&1, &+ * 00")), !& # $$&, "3 -,/
"$,) 7&,+" !") -,/1 1")" &+ .2 )0& 0& -
tra l'orizzontale e la verticale

,+01/2 1"! ,# ,&)"!þ 01 &+ /"0&01 +1
4,,!
&3,1&+$ +3 0 %,)!"/ + " !'201"! 1
+$)" "14""+ 3"/1& ) +! %,/&7,+1 )

,+01/2&1 "+ % 1/" 3 -,/ %2&)
$) $" !2 -,/1" %è00&0 02/ 1,21"0 )"0
comprises entre l'horizontale et la verticale

,+01/2&!, "+ * !"/ !" % 6 "3 -,/ !
aceitada
"$2) &C+ !" ) &+ )&+ &C+ "+ 2 ).2
-,0& &C+ "+1/" ) %,/&7,+1 ) 6 ) 3"/1

"/$"01"))1 20 $"F)1"*þ 0 %*217 4"&0
Buchenholz
"/ "&+4 +!% )1"/ &01 &+ "&+"+ "& %
4 +!") /þ !&" &0 %+"&$2+$ &01 3,+ 4
bis senkrecht stufenlos verstellbar




Video istruzioni di montaggio e utilizzo
Video installation and operating instruction
Vidéo installation et mode d'emploi
#!", &+01 ) &C+ 6 * +2 ) !" &+01/2 &,+"0
&!", 2# 2 +)"&12+$ 2+! " / 2 %0 +4"&02+$

Canvas
max 4 kg
8¾ lbs

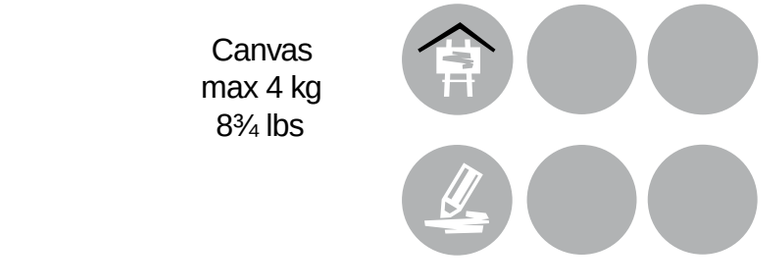

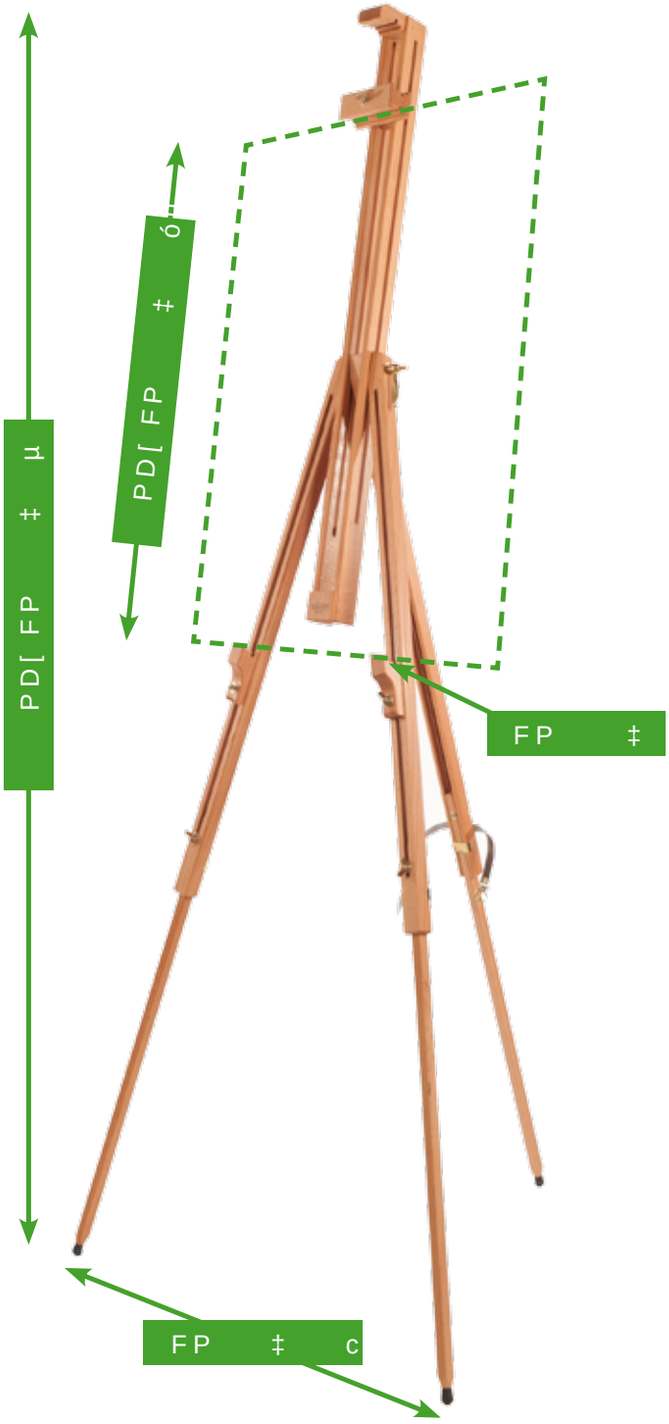


,01/2&1, &+ * 00")), !& # $$&, "3 -,/
"$,) 7&,+" !") -,/1 1")" &+ .2 )0& 0& -
tra l'orizzontale e la verticale

,+01/2 1"! ,# ,&)"!þ 01 &+ /"0&01 +1
4,,!
&3,1&+$ +3 0 %,)!"/ + " !'201"! 1
+$)" "14""+ 3"/1& ) +! %,/&7,+1 )

,+01/2&1 "+ % 1/" 3 -,/ %2&)
$) $" !2 -,/1" %è00&0 02/ 1,21"0 )"0
comprises entre l'horizontale et la verticale

9

,+01/2&!, "+ * !"/ !" % 6 "3 -,/ !
aceitada
"$2) &C+ !" ) &+ )&+ &C+ "+ 2 ).2
-,0& &C+ "+1/" ) %,/&7,+1 ) 6 ) 3"/1

"/$"01"))1 20 $"F)1"*þ 0 %*217 4"&0
Buchenholz
"/ "&+4 +!% )1"/ &01 &+ "&+"+ "& %
4 +!") /þ !&" &0 %+"&$2+$ &01 3,+ 4
bis senkrecht stufenlos verstellbar

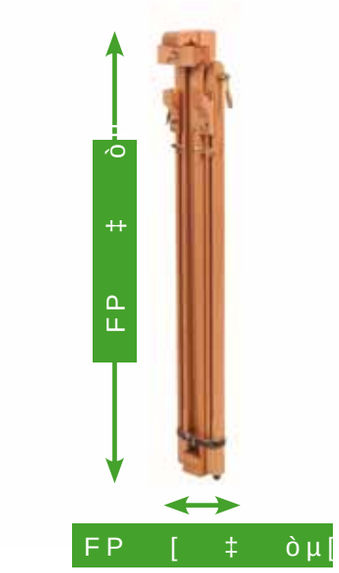


Video istruzioni di montaggio e utilizzo
Video installation and operating instruction
Vidéo installation et mode d'emploi
#!", &+01 ) &C+ 6 * +2 ) !" &+01/2 &,+"0
&!", 2# 2 +)"&12+$ 2+! " / 2 %0 +4"&02+$

Canvas
max 4 kg
8¾ lbs

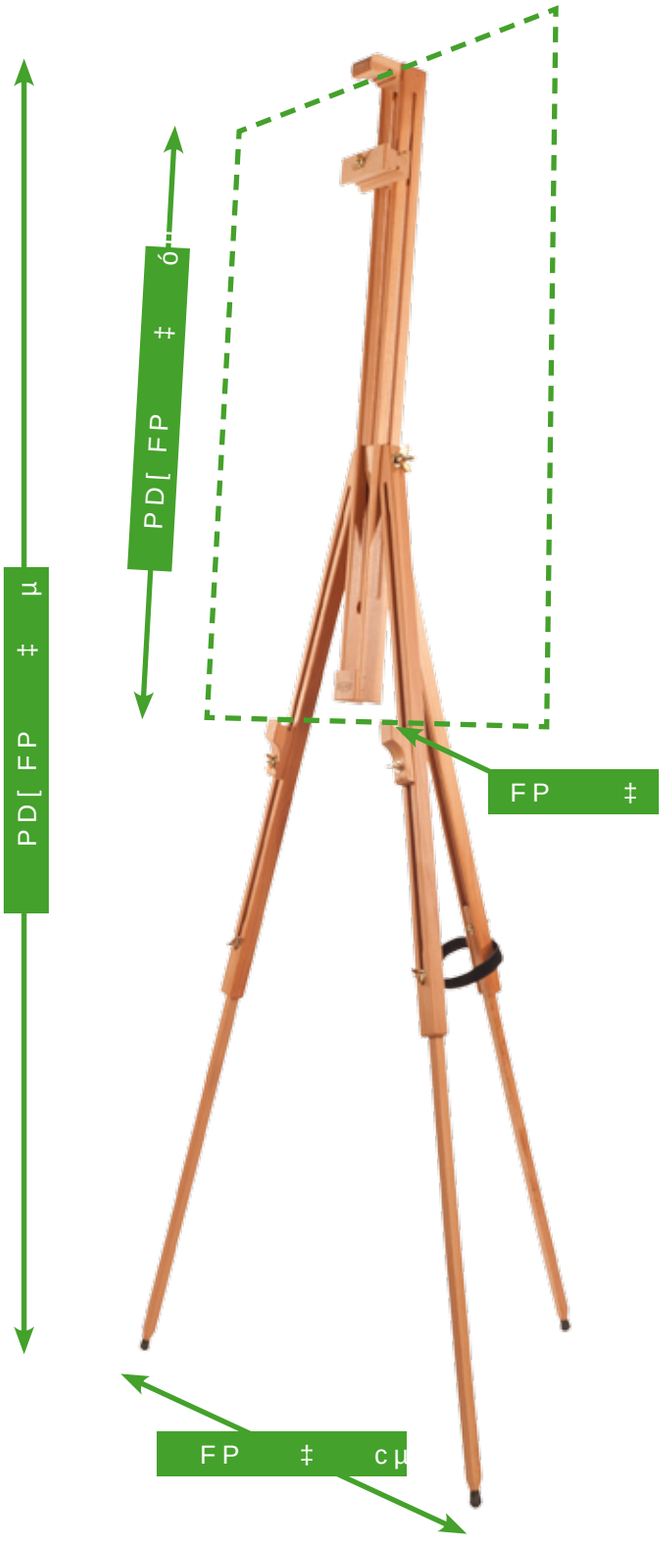


,01/2&1, &+ * 00")), !& # $$&, "3 -,/
"$,) 7&,+" !") -,/1 1")" &+ .2 )0& 0& -
tra l'orizzontale e la verticale

,+01/2 1"! ,# ,&)"!þ 01 &+ /"0&01 +1
4,,!
&3,1&+$ +3 0 %,)!"/ + " !'201"! 1
+$)" "14""+ 3"/1& ) +! %,/&7,+1 )

,+01/2&1 "+ % 1/" 3 -,/ %2&)
$) $" !2 -,/1" %è00&0 02/ 1,21"0 )"0
comprises entre l'horizontale et la verticale

,+01/2&!, "+ * !"/ !" % 6 "3 -,/ !
aceitada
"$2) &C+ !" ) &+ )&+ &C+ "+ 2 ).2
-,0& &C+ "+1/" ) %,/&7,+1 ) 6 ) 3"/1

"/$"01"))1 20 $"F)1"*þ 0 %*217 4"&0
Buchenholz
"/ "&+4 +!% )1"/ &01 &+ "&+"+ "& %
4 +!") /þ !&" &0 %+"&$2+$ &01 3,+ 4
bis senkrecht stufenlos verstellbar




Video istruzioni di montaggio e utilizzo
Video installation and operating instruction
Vidéo installation et mode d'emploi
#!", &+01 ) &C+ 6 * +2 ) !" &+01/2 &,+"0
&!", 2# 2 +)"&12+$ 2+! " / 2 %0 +4"&02+$

Canvas
max 5 kg
11 lbs

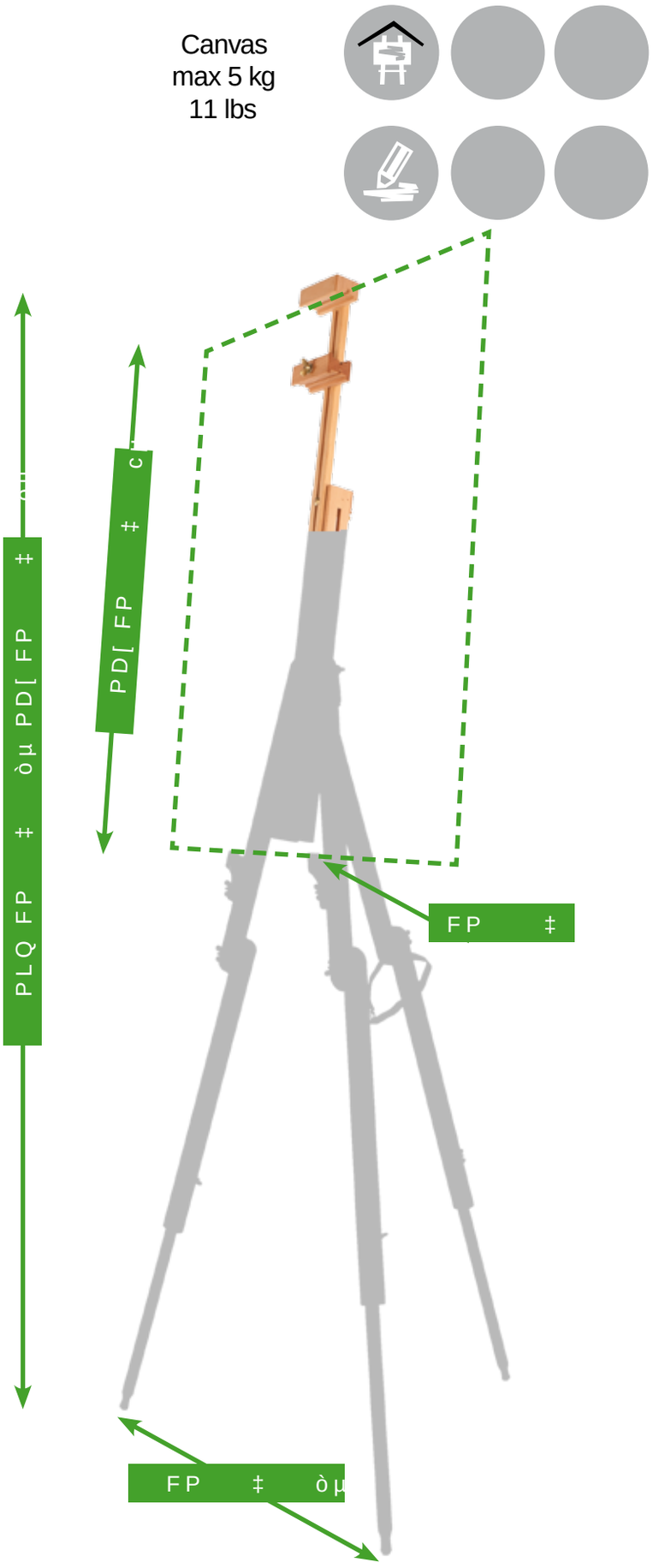


MINI
,01/2&1, &+ * 00")), !& # $$&, "3 -,/
" $ * " 1")"0 ,-& %" -,00,+, "00"/" /"$,)
per un uso da terra da cm. 55 a cm. 195, oppure
da tavolo
01/"* *"+1" ,*- 11,þ %&20, 0,), *ý Ú
per un facile trasporto e stoccaggio

MINI
,+01/2 1"! ,# ,&)"! "" %4,,!
%" 1")"0 ,-& )"$0 + " !'201"! #,/ •,,/
from cm. 55 - 21½" to cm. 195 - 76¾", or table-top use
51/"*")6 ,*- 1þ #,)!0 2- &+ '201 *ý ÚÚ
#,/ + " 06 //& $" +! 01,/ $"

MINI
,+01/2&1 "+ % 1/" 3 -,/ %2&)
"0 -&"!0 1 )"0 ,-&.2"0 -"23"+1 1/" / $)
une utilisation à partir de sol, du cm. 55 à cm. 195,
ou de table
51/ *"*"+1 ,*- 1þ #"/* 0"2)"*"+1 *ý Ú
pour faciliter le transport et le stockage

MINI
,+01/2&!, "+ * !"/ !" % 6 "3 -,/ ! 6
aceitada
, )" 20,ÿ 0 - 1 0 1")"0 C-& 0 '201
"+1/" ÚÚ * 6 ÖÞÚ *þ -"/*&1"+ 20 /), ,
))"1" !" 1/#-,!" , 0, /"*"0
51/"* ! *"+1" ,*- 1,ÿ 20 ÚÚ * !" )12/
una vez cerrado permiten un cómodo transporte
6 )* "+ *&"+1,

"/$"01"))1 20 $"F)1"* 2 %"+%,)7
&" ")"0(,- "&+" (F++"+ 3,+ ÚÚ &0 Ö
3"/01"))1 4"/!"+þ !&" 1 ›")"& ( ++ 2 %
&0 %01 ›")"& $"+2171 4 /!"+
<2g"/01 (,*- (1þ 720 **"+$"() --1 +2/ ÚÚ
lang, daher einfach zu tragen und gut zu verstauen

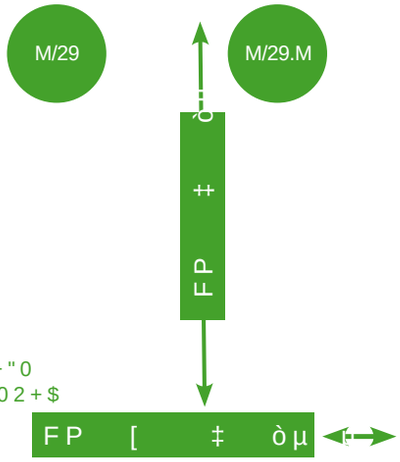


Video istruzioni di montaggio e utilizzo
Video installation and operating instruction
Vidéo installation et mode d'emploi
#!", &+01 ) &C+ 6 * +2 )!" &+01/2 &,+"0
&!", 2# 2 +)"&12+$ 2+! " / 2 %0 +4"&02+$