

# SKYLINE CHESS

UNIQUE CHESS SETS: INSPIRED BY ICONIC BUILDINGS





# OUR STORY

Founded by two London-based architects, Skyline Chess takes iconic architecture from around the world and pits the greats against each other, bringing impeccable design and gamesmanship into a beautiful set.

These sets are an architectural battle of the greats - different skylines challenging each other on the chess board, using the finest materials and impeccable craftsmanship.

The concept was conceived over evening games of chess, mulling over the potential line ups of architectural masterpieces.

And so began Skyline Chess...

## OUR CITIES:

- LONDON
- NEW YORK
- PARIS
- SAN FRANCISCO
- DUBAI
- CHICAGO
- TOKYO
- LOS ANGELES

## COMING SOON:

- DOHA
- HONG KONG
- SHANGHAI
- WORLD ICONS






# LONDON

Where the idea first began...

The London Set is an ode to the modern masterpieces within the city. Terraced houses play the perfect pawns, Big Ben makes for a regal rook, the London Eye is cast as the knight, 30 St Mary Axe steps into the role of the bishop perfectly, whilst the Shard lends its elegance and might to the role of the queen. When it comes to the Big Smoke, the stature and significance of Canary Wharf is the only building that can take on the role for king, and this piece stands at four and a half inches tall.

The London Edition is available in a range of different materials: the Acrylic Edition, Stainless Steel, the Luxury Bronze Edition and as a Special Edition, pitting the Big Smoke against another of the architectural greats in our collection.





## NEW YORK

The New York edition of the Skyline Chess range was the second city to join the collection, taking inspiration from New York's world-renowned architecture and transforming it into carefully crafted and beautifully detailed chess pieces.

Featured in this set are some of the Big Apple's most iconic buildings, with One World Trade Centre as the King and the Empire State Building as the Queen. Capturing the essence of the early 1900's construction boom and growth of high rise in the city, the Chrysler building and the Flatiron building play the Bishop and Knight respectively. The spiraling, sculptural form of the Guggenheim museum plays the Rook and iconic brownstone houses typical of the lower East side are cast as the pawns.






## PARIS

The City of Light, the City of Love - nicknames aside, the architectural greats of Paris take centre stage in this beautiful set.

The Haussmann Building sets the scene as the pawns, the Louvre makes for a striking rook, the Pompidou becomes an extraordinary knight, the Arc de Triomphe is a beautiful bishop, the Sacre Coeur takes its rightful place as the queen, whilst no other than the grandeur of the Eiffel Tower would suit the role of king.

This edition is available in both the Stainless Steel and Luxury Bronze range, as well as a special edition silver wireframe set created especially for the Maison&Objet design show.






## SAN FRANCISCO

In our San Francisco Edition the pawns are played by the famous Painted Lady houses, St. Mary's Cathedral plays the rook, with Columbus Tower playing the knight. Coit Tower is cast as the bishop, with the Iconic Transamerica Pyramid playing the most powerful piece on the board, the queen. The king is played by the recently completed Salesforce Tower.

The highest quality materials have been selected to create beautiful and unique objects for both the chess player and design enthusiast alike. Each individual piece is hand-cast and polished, and a felt base is added to complete the creation process, all in all giving a timeless weight to the pieces and a unique architectural aesthetic.






## DUBAI

With the nickname of the 'City of Gold', the gold and silver plated pieces of this set depict the city beautifully. The show-stopping buildings are aptly striking for such a decadent game; Sheikh Saeed Al Maktoum's House plays the pawn, The Cayan Tower makes for an incredibly elegant rook, the Burj al Arab steps in as knight, the Rose Rotana is a beautiful bishop and the Princess Tower makes for a regal queen, with the tallest building in the world, the Burj Khalifa's commanding stature being fitting for a king.

Available in a range of different edits: Stainless Steel, Luxury Bronze and the special Gold Edition, created exclusively for Dubai Downtown Design Week.







## CHICAGO

Chicago - A city famed for its unique mix of architectural styles provides the setting for this new edition, featuring a selection of iconic 20th Century buildings.

The pawn is played by the famous Chicago Bungalow, the circular form of Marina City makes for a mighty Rook, The Crain Communications Building steps in as the Knight, whilst Two Prudential Plaza plays the perfect Bishop. Willis Tower and the John Hancock Centre take centre stage on the board as the King and Queen.






## TOKYO

With the worlds most populous metropolitan area, Tokyo is famed for it's architecture and rich history and becomes the first Asian city to join our global collection.

In this set the Tokyo Skytree and Tokyo Tower play the King and Queen respectively. The intricate facade of the Gakuem Cocoon tower plays the bishop with elegant lines of the Sompō Japan building cast as the knight. The backrow is bookended by the Prada Aoyama building and traditional houses are cast as the pawns.






## LOS ANGELES

A true melting pot of architectural styles, Los Angeles has something for everyone, and so does this edition.

Embracing the musical heritage of Hollywood, the Capitol Records building plays the rook, with the iconic Santa Monica Pier Ferris wheel as the knight. The Art Deco period of the 1930's is perfectly captured by LA City Hall as the bishop sitting next to the city's second tallest building as Queen, the LA Bank Tower.

The contemporary face of the City of Angels is portrayed by the Wilshire Grand building as the King, with its striking sculptural form and smooth glazed facades towering over the rest of the city.







## STAUNTON

The traditional Staunton Chess set was designed by architect Nathaniel Cooke who took details from a number of different chess sets, however more interestingly took inspiration from classical architecture details which he saw in the city around him.

With this in mind, we thought it only fitting that we added a Staunton design into the Skyline collection, with our own contemporary aesthetic and materiality applied.

Selected to create beautiful and unique objects for both the chess player and design enthusiast alike. Each individual piece is cast in solid steel and then hand painted, all in all giving a timeless weight to the pieces and a unique contemporary aesthetic.





## SKYLINE CHESS : LUXURY BRONZE RANGE

The Skyline Chess Luxury edition is a beautiful and timeless representation of British design. Each piece is hand-cast in solid bronze. The contrasting finish of the polished light side against the opposing dark, patinated chessmen creates a striking collection of pieces.

The bronze sets are made in a foundry in the Jewellery Quarter in Birmingham, combining a time-consuming lost wax casting technique that dates back 6,000 years with 3D printing techniques to ensure every minute detail is captured perfectly.

A bronze finish is used for the lighter pieces and a patination oil is used to create the darker pieces. The reassuring weight of each piece makes this an extremely tactile chess set and the leather bases lend a softness of touch and beautiful finish to each piece.

Each numbered set comes complete with a screen-printed Corian playing board and in a luxury presentation box.






## BESPOKE & CORPORATE

The epitome of unique, the Skyline Chess bespoke design service is ideal for both individual and corporate gifts. An incomparable memento of places, people, moments.


Bespoke sets can be created in a range of different materials, including bronze, metals and marble. Customised playing boards and packaging can include company logos and messages as required.

Be it a one-off set or larger runs, anything is possible. Beautiful bespoke sets have been produced for a number of high profile companies and individual clients all over the world.





SELECTED BESPOKE PROJECTS



Previous corporate clients:





STOCKISTS:

**MoMA**

**SOUTHBANK  
CENTRE**

THE  
NATIONAL  
GALLERY

**MR PORTER**

**KITH**

THE VIEW  
FROM THE SHARD



BRITISH  
LIBRARY

**John Lewis**

[contact@skyline-chess.com](mailto:contact@skyline-chess.com)

---

[www.skylinechess.com](http://www.skylinechess.com)