

Trusted by the Peninsula Hotel Tokyo Salon



The Peninsula Hotel Tokyo salon selects Premium Collagen Mist for its exceptional quality and advanced nano-collagen technology. This luxurious formulation meets the high standards of top salons, ideal for both professional treatments and enhancing client skincare routines.



20
50
Twenty
Fifty

Introducing the future of Skincare

Premium Nano Collagen X Premium Collagen Mist

*Revolutionary Skincare with Patented Nano
Technology*

For a detailed demonstration on usage and application, view our instructional video [here](#).

Product Overview

Premium Nano Collagen x Mist

Advanced Skincare for a Radiant Glow

Elevate your skincare routine with Premium Nano Collagen Sheet x Mist, a cutting-edge solution that combines the power of nano collagen technology with luxurious, effective skincare. Our unique formulation includes:

- Nano Collagen Sheets: Patented Korean nano-fiber technology for deeper, more effective solution.
- Nano Collagen Mist: French nano fish collagen for enhanced hydration and skin repair

Key Features & Benefits



Nano Fiber Sheets Has 8000 times more effective contacting surface than standard masks, deeply moisturizing and revitalizing the skin.

Exclusive Collagen Blend Tripeptide nano collagen for superior absorption and skin balance.

Gentle Formula Paraben-Free, mineral oil-free, UV absorber-free, synthetic fragrance-free, synthetic coloring-free, and alcohol-free.

Low pH Mist: Compatible with the skin's natural pH, perfect for daily use.

How it works



Collagen Sheets Infused with nano collagen that melts and penetrates dead skin layers, balancing moisture levels.

Collagen Mist Provides a refreshing burst of hydration with a low acidic pH, ideal for daily application.

Product Composition

- Collagen Nano Sheets
 - 10 Sheets for forehead and neck
 - 20 Sheets for Cheeks
- Nano Collagen Mist
 - 1 Lotion (80ml)

Direction for use

Ensure your hands are dry before handling the product. Avoid touching the inner side of the collagen sheet




1. Prepare Your Skin

After washing your face, gently spray the collagen mist.




2. Apply the Collagen Sheet

Remove the collagen film from the sheet and peel off the plastic film.




3. Position the Sheet

Place the white collagen film side onto your cheeks or neck. Gently press it onto your skin with your palm, then remove the outer cloth.



4. Enhance with Mist

Lightly spray the collagen mist over the applied sheet.



5. Finalize Your Routine

Allow the product to blend into your skin. Follow up with your usual skincare routine.