



CURVED

CURVED is more than a rail; it's a design element that shapes light along architectural lines.

The system allows rails to follow curves, corners, and flowing paths, creating lighting that blends seamlessly with the interior.

Whether used in retail, hospitality, or private spaces, CURVED transforms ordinary tracks into a visual statement.





CURVED

Pros of the CURVED rail system

Custom curves:

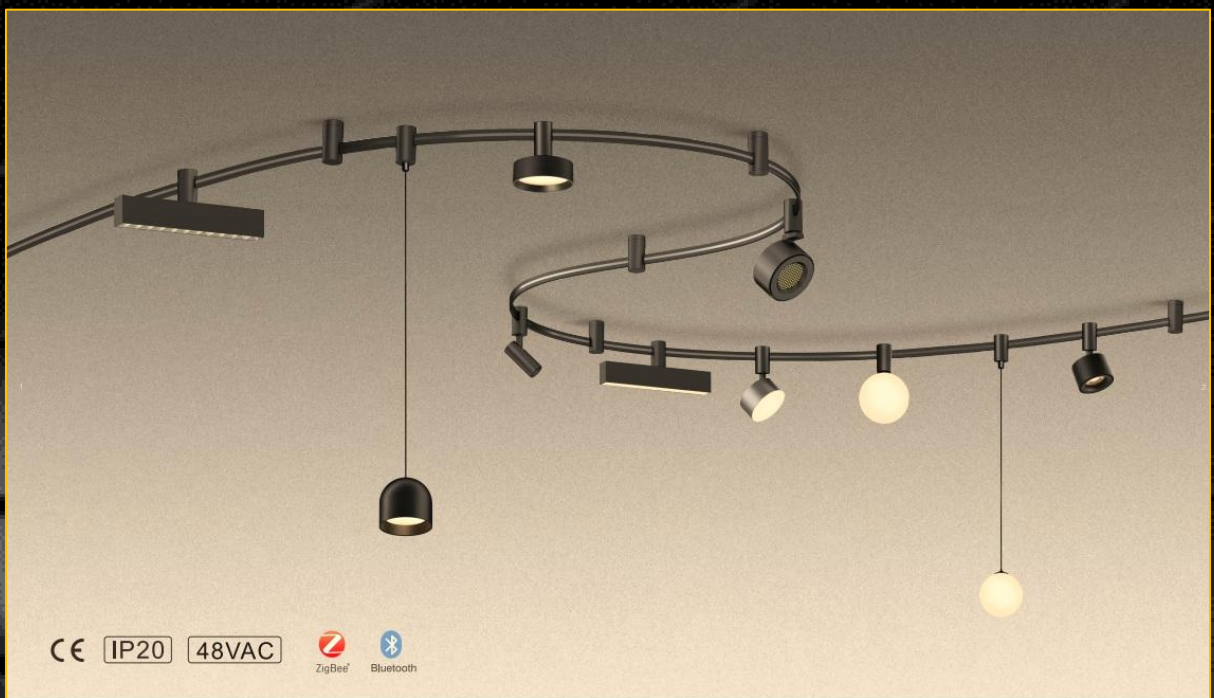
- rails can be bent to follow walls, ceilings, or organic shapes.
 - 48V low-voltage system
- safe, efficient, and compatible with modern LED spots.
- quick installation and flexible repositioning of fixtures.

Architectural integration:

- rails become part of the interior design.

Scalable system

- suitable for small rooms or large commercial spaces.



CE IP20 48VAC ZigBee Bluetooth




PRO series

CURVED

Our CURVED rail system.

Different fixtures and lamp, different design and custom products possible.

Surface mounted only.



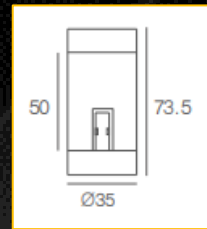
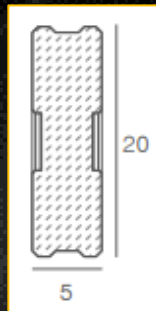
Brackets

The ART of Lighting



RAIL CURVED

Surface rail system





Model	Size	Info	Length	Pic
LW.CUR.20M.B	W5mm H20mm	2Wires 0.6mm copper 1.5 thickness Black	20 meter	
LW.CUR.20M.B	W5mm H20mm	2Wires 0.6mm copper 1.5 thickness White	20 meter	
LW.CUR.BASE.B	∅ 35 H73,5mm	Track Rail Brachet Black		
LW.CUR.BASEWI.B	∅ 35* H73.5mm	Track Rail Brachet wired Black		
LW.CUR.BASE.W	∅ 35 H73,5mm	Track Rail Brachet White		
LW.CUR.BASEWI.W	∅ 35* H73.5mm	Track Rail Brachet wired White		



MITO FLOOD

LWL20.FGxx Series are rail lights with 120 degrees light and available in 30 / 60 / 120 cm. 10 / 20 / 30 watt and 3000 and 4000k





Model	Size	Power LED / Color	CRI	PIC
LW.CUR.0088-12W	L257mm W26mm H32mm	12W DC48V 3000K	70~80LM/W RA≥90 120°	



MITO BEAM

LWL20.GSxx Series are rail lights with 24 degrees light and available in 25 / 38 / 50 cm 12 / 18 watt and 3000 and 4000k



Model	Size	Power LED / Color	CRI	PIC
LW.CUR.0089-12W	L41mm W25mm H25mm	12W DC48V 3000K	70~80LM/W RA≥90 24°	
LW.CUR.0089-12W	L41mm W38mm H25mm	18W DC48V 3000K	70~80LM/W RA≥90 24°	
LW.CUR.0089-12W	L41mm W50mm H25mm	25W DC48V 3000K	70~80LM/W RA≥90 24°	



PRO series

USAGE CURVED

CURVED

RAIL SYSTEM

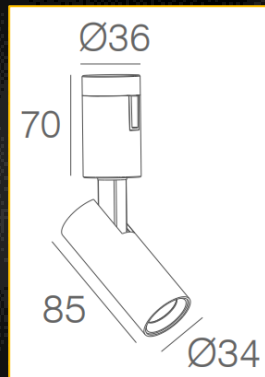


The ART of Lighting



OGI SPOT

LWL20.SDxx Series are rail lights with 15°/24°/38°/55° degrees light and available in 45 - 68 mm diameter 8 / 12 / 18 watt and 3000 and 4000k

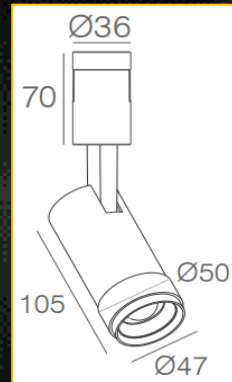


Model	Size	Power LED / Color	CRI	PIC
LW.CUR.0032-8W.B	Φ45 L110mm	8W DC48V 3000K BLACK	70~80LM/W RA≥90 15°	
LW.CUR.0032-8W.W	Φ45 L110mm	8W DC48V 3000K WHITE	70~80LM/W RA≥90 15°	



OGI ZOOM

LW.CUR.0035.xxx Series are rail lights with zoom 10-60 degrees light and available in 50 / 64 mm diameter 10 / 18 watt and 3000 and 4000k



Model	Size	Power LED / Color	CRI	PIC
LW.CUR.0035-10W	Ø50 L100mm	8W DC48V 3000K Black	70~80LM/W RA≥90 Zoomable 10~60°	
LW.CUR.0035-10W	Ø50 L100mm	8W DC48V 3000K White	70~80LM/W RA≥90 Zoomable 10~60°	



PRO series

OGI ZOOM

LW.CUR.0035.xxx Series are rail lights with zoom 10-60 degrees light and available in 50 / 64 mm diameter 10 / 18 watt and 3000 and 4000k




The ART of Lighting



OGI DEPANT

Depant Series are rail hanging lights
Diameter Φ 34mm - 200mm long
10 watt and 3000 and 4000k




Model	Size	Power LED / Color	CRI	PIC
LW.CUR.0025-10W	Φ 34 L200mm	10W DC48V 3000K	70~80LM/W RA \geq 90 38°	



OGI CROSS DEPANT

Depant Series are rail hanging lights
Diameter $\Phi 45\text{mm}$ - 200mm long
10 watt and 3000 and 4000k

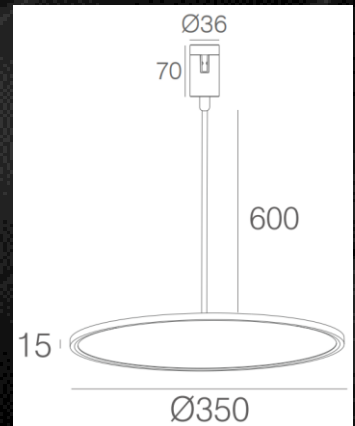


Model	Size	Power LED / Color	CRI	PIC
LW.CUR.0039-10W.B	$\Phi 34$ L200mm	10W DC48V 3000K Black	70~80LM/W RA \geq 90 38°	
LW.CUR.0039-10W.W	$\Phi 34$ L200mm	10W DC48V 3000K White	70~80LM/W RA \geq 90 38°	



HIKARI DEPANT

LW.CUR.2280006.x.x Series are rail hanging lights
Diameter ϕ 250mm and ϕ 350mm- 300mm long
20 and 30 watt and 3000 and 4000k




Model	Size	Power LED / Color	CRI	PIC
LW.CUR.006.20WB.3K	Φ 250mm L1500mm	20 Watt DC48V 3000K Black	70~80LM/W RA \geq 90	
LW.CUR.006.30WB.3K	Φ 350mm L1500mm	30 Watt DC48V 4000K Black	70~80LM/W RA \geq 90	



PRO series

HIKARI DEPANT




The ART of Lighting



TAMA PENDAND

LW.CUR.0040CA.xx Series are rail hanging lights
Diameter Φ 110mm
8 watt and 3000 and 4000k



Model	Size	Power LED / Color	CRI	PIC
LW.CUR.0040CA.40.B.3K	Φ 110mm	8 Watt DC48V 3000K Black	70~80LM/W RA \geq 90	
LW.CUR. 0040CA.40.B.3K	Φ 110mm	8 Watt DC48V 3000K Black	70~80LM/W RA \geq 90	



PRO series

TAMA PENDAND

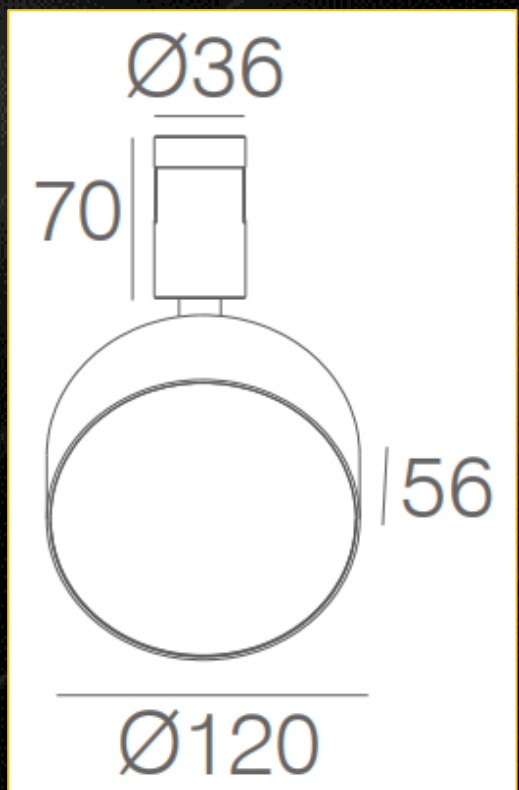


The ART of Lighting



YAMA

W20.ALGD2231CA.x.x Series are rail lights
Diameter Ø65 and Ø120mm
10 and 15 watt and 3000 and 4000k




Model	Size	Power LED / Color	CRI	PIC
LW.CUR. .ALGD031CA.10W.3K	Ø65mm	10 Watt DC48V 3000K Black	70~80LM/W RA≥90	
LW.CUR. .ALGD31CA.15W.3K	Ø120m m	15 Watt DC48V 3000K Black	70~80LM/W RA≥90	



PRO series

YAMA



The ART of Lighting



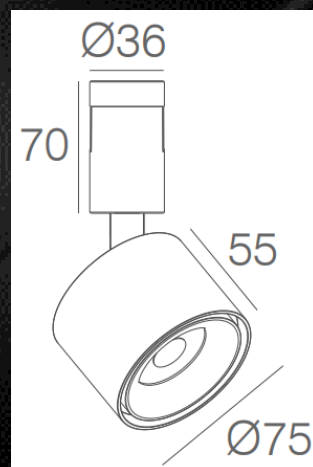
RAYO

LW20.ALGD0033CA.x.x Series are rail lights

Diameter 65x65mm

mm

10 watt and 3000 and 4000k



Model	Size	Power LED / Color	CRI	PIC
LW.CUR.2233CA.10W.3k	Ø65mm	10 Watt DC48V 3000K Black	70~80LM/W RA≥90	
LW.CUR.2233CA.10W.4k	65x65mm	10 Watt DC48V 4000K Black	70~80LM/W RA≥90	



PRO series

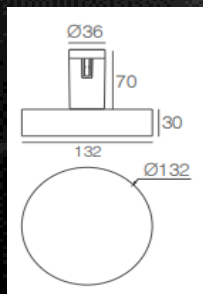
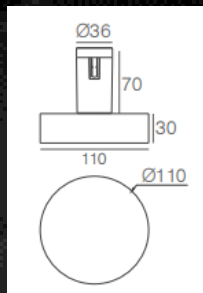
COMMING SOON RIBBON



The ART of Lighting

ACCESOIRES

Accessories for the CURVED tracklights



Model	Size	Power	Info	PIC
LW.CUR..MD100W	L100mm W110mm H30mm	100W DC48V	100W CURVED Driver with connector Wires Input:AC230V Output:DC48V	
LW.CUR.MD200W	L100mm W132mm H30mm	200W DC48V	200W CURVED Driver with connector Wires Input:AC230V Output:DC48V	



PRO series

COMMING SOON




HELIO

The ART of Lighting



PRO series

COMMING SOON



KUMO

The ART of Lighting



PRO series

COMMING SOON




HADOR

The ART of Lighting



PRO series

COMMING SOON



KONO

The ART of Lighting



www.ledware.nl
Specialist in Light

ABOUT US



www.ledware.nl

LEDware

Einsteinstraat 8
3316 GG – Dordrecht / Netherlands
+31 6 11 30 30 33
info@ledware.nl
www.ledware.nl

The ART of LIGHT



Our other brands

