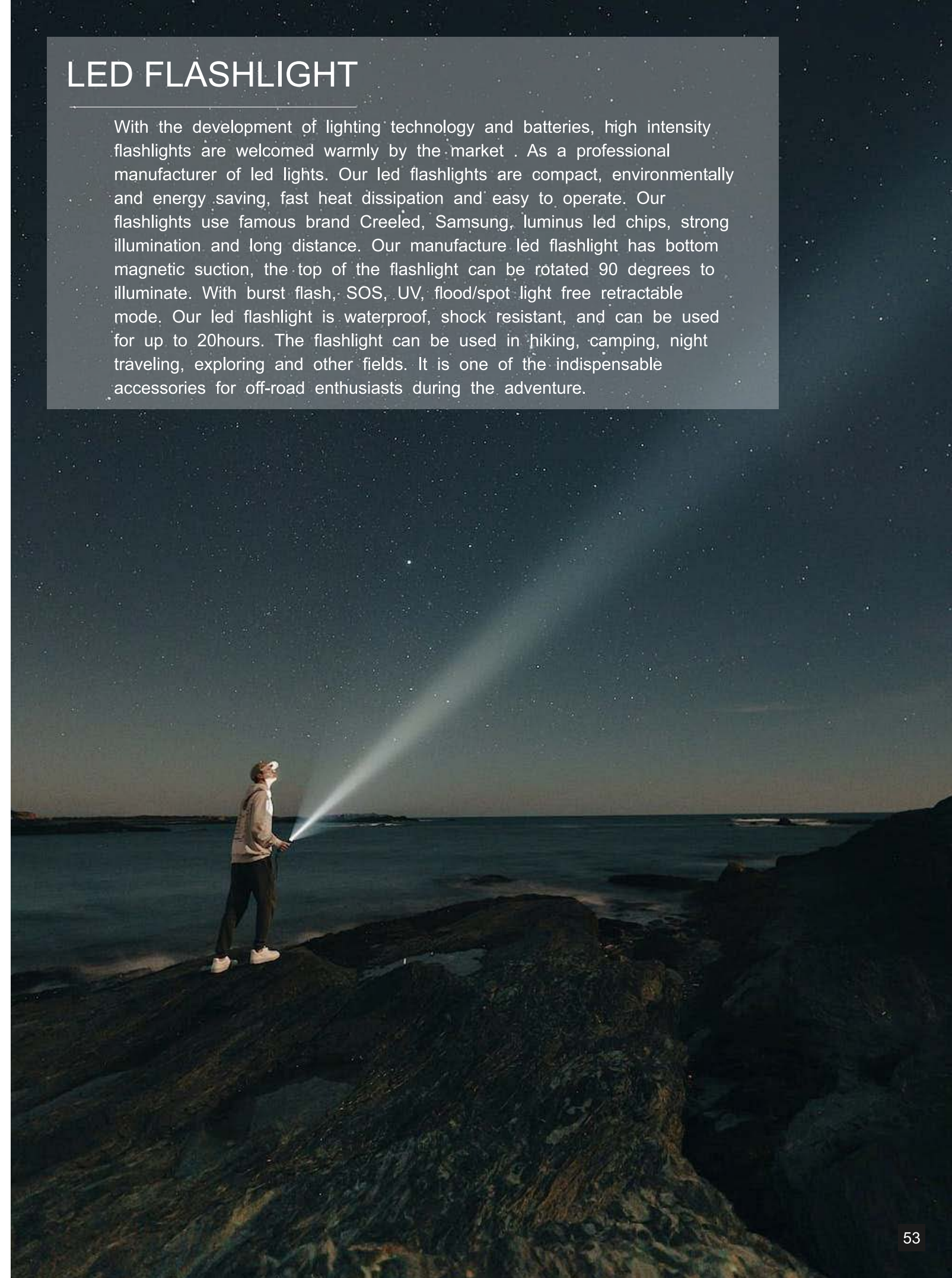


LED FLASHLIGHT

With the development of lighting technology and batteries, high intensity flashlights are welcomed warmly by the market . As a professional manufacturer of led lights. Our led flashlights are compact, environmentally and energy saving, fast heat dissipation and easy to operate. Our flashlights use famous brand Creeled, Samsung, luminus led chips, strong illumination and long distance. Our manufacture led flashlight has bottom magnetic suction, the top of the flashlight can be rotated 90 degrees to illuminate. With burst flash, SOS, UV, flood/spot light free retractable mode. Our led flashlight is waterproof, shock resistant, and can be used for up to 20hours. The flashlight can be used in hiking, camping, night traveling, exploring and other fields. It is one of the indispensable accessories for off-road enthusiasts during the adventure.



GT-LF-H06R



1000LM



LED1:	SAMSUNG / LUMINUS
Mode1:	Low/Medium/High
Output1:	50/350/1000 Lumens
Runtime1:	20H/3H/2.5H
LED2:	SAMSUNG / LUMINUS
Mode2:	Low/High
Output2:	50/350 Lumens
Runtime2:	20H/3H
Battery:	18650 Li-ion Battery(2600mAh)
Size:	75*41.3*42.4mm
Weight:	80g (exclude the battery) 128g (include the battery)
Battery Charging Time: 3-4H	

GT-LF-L02RH



2000LM



LED:	CREE
Mode:	Stepless dimming /Boost
Output:	6... 600/2000 Lumens
Runtime:	200H ... 2H/1.5H
Battery:	B-18650 Li-ion Battery(2600mAh)
Size:	127*27*26mm
Weight:	140g (exclude the battery) 215g (include the battery)
Battery Charging Time: 3-4H	

GT-LF-H07R



1000LM



LED:	SAMSUNG/LUMINUS
Mode:	Low/Medium/High
Output:	50/350/1000 lumens
Runtime:	20H/3.5H/3H
Battery:	18650 Li-ion Battery(2600mAh)
Size:	85*45*41.3mm
Weight:	66g (exclude the battery) 147.9g (include the battery)
Battery Charging Time: 3-4H	

GT-LF-L01R

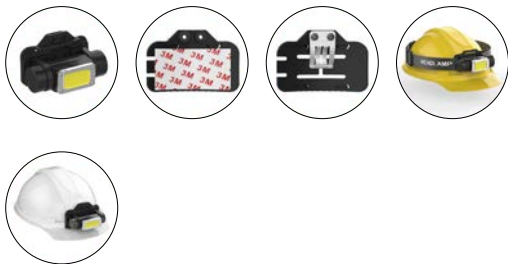


1000LM



LED:	SAMSUNG/LUMINUS
Mode:	Low/Medium/High/Hidden Strobe/SOS
Output:	80/500/1000 lumens/-/-
Runtime:	25H/5H/4H/-/-
Battery:	18650 Li-ion Battery(2600mAh)
Size:	126.1*25*23.2mm
Weight:	120.9g (exclude the battery) 168.9g (include the battery)
Battery Charging Time: 3-4H	

GT-LF-H08RCO



1000LM



LED:	CHINA COB LED
Mode:	Low/Medium/High
Output:	50/350/1000 Lumens
Runtime:	20H/3H/2.5H
Battery:	18650 Li-ion Battery(2600mAh)
Size:	75*41*41.3mm
Weight:	70g (exclude the battery) 118g (include the battery)
Battery Charging Time: 3-4H	

GT-LF-L04R




3000LM



LED:	LUMINUS
Mode:	Low/High/Boost
Output:	440/1000/3000 lumens
Runtime:	4H/2H/-
Battery:	21700 Li-ion Battery(5000mAh)
Size:	169.2*28*29mm
Weight:	158.7g (exclude the battery) 237.3g (include the battery)
Battery Charging Time : 3-4H(5V,2A)	

GT-LF-L03RLA



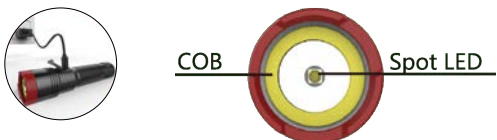
1000LM



LED:	SAMSUNG/LUMINUS/CHINA 395nm UV/RED LASER
Mode:	Low/Medium/High/UV/Hidden Red Laser/Red Laser+High
Output:	200/500/1000/-/- lumens
Runtime:	12H/2.5H/2H/-/-
Battery:	18650 Li-ion Battery(2600mAh)
Size:	158.1*37*27mm
Weight:	161.3g (exclude the battery) 209.2g (include the battery)
Battery Charging Time : 3-4H	



GT-LF-N12RD



1000LM



LED1:	SAMSUNG / LUMINUS
Mode1:	Low/Medium/High
Output1:	50/330/1000 Lumens
Runtime:	20H/3H/2H
LED2:	CHINA COB
Mode2:	Low/High
Output2:	80/600 Lumens
Runtime2:	14H/3H
Battery:	18650 Li-ion Battery(2600mAh)
Size:	138*33.2*25.8mm
Weight:	134g (exclude the battery) 182g (include the battery)
Battery Charging Time : 3-4H	

GT-LF-L05RUV



1800LM

LED:	CREE/CHINA 395nm UV
Mode:	Low/High/Boost/UV
Output:	440/1000/1800 lumens/-
Runtime:	4H/2H/-
Battery:	21700 Li-ion Battery(5000mAh)
Size:	169.2*28*29mm
Weight:	161g (exclude the battery) 239.6g (include the battery)
Battery Charging Time : 3-4H(5V,2A)	

GT-LF-N11RD



1000LM

LED1:	SAMSUNG/LUMINUS
Mode1:	Low/High/Boost
Output1:	200/500/1000 Lumens
Runtime1:	5H/2H/-
LED2:	SAMSUNG/LUMINUS
Mode2:	Low/High
Output2:	150/400 Lumens
Runtime2:	5H/2H
Battery:	18650 Li-ion(2900mAh)
Size:	137.6*30*27mm
Weight:	70g (exclude the battery) 118g (include the battery)
Battery Charging Time : 3-4H	

GT-LF-N09RF



900LM

LED:	SAMSUNG/LUMINUS
Mode:	Low/High/Boost
Output:	200/500/900 lumens
Runtime:	4.5H/2H/-
Battery:	18650 Li-ion Battery(2900mAh)
Size:	155*33*26mm
Weight:	139g (exclude the battery) 187.8g (include the battery)
Battery Charging Time : 3-4H	

GT-LF-N10RF



2000LM

LED:	CREE
Mode:	Low/High/Boost
Output:	440/1000/2000 lumens
Runtime:	4H/2H/-
Battery:	21700 Li-ion Battery(5000mAh)
Size:	160*35*28mm
Weight:	159g (exclude the battery) 237.5g (include the battery)
Battery Charging Time : 3-4H(5V,2A)	