

GZGY R404 Models 2023

NO.	GYZG #	Model	Clutch inf.	Picture	Applicattion
1	GD.09.412-POE	5L09	PV8/12V		For mini refrigerated Van
2	GD.09.413-POE	5L09	2A/12V		For mini refrigerated Van
3	GD.09.416-POE	5L09	2A/24V		For mini refrigerated Van
4	GD.09.702-POE	5L09	PV8/12V		For mini refrigerated Van
5	GD.09.705-POE	5L09	PV8/24V		For mini refrigerated Van
6	GD.09.704-POE	5L09	2A/12V		For mini refrigerated Van

GZGY R404 Models 2023

NO.	GYZG #	Model	Clutch inf.	Picture	Applicattion
7	GD.11.3002-POE	5L11	2A/12V		For mini refrigerated Van
8	GD.11.3001-POE	5L11	2A/24V		For mini refrigerated Van
9	GD.11.3004-POE	5L11	PV8/12V		For mini refrigerated Van
10	GD.11.3003-POE	5L11	PV8/24V		For mini refrigerated Van
11	GD.11.3101-POE	5L11	2A/24V		For mini refrigerated Van
12	GD.11.3102-POE	5L11	2A/12V		For mini refrigerated Van

GZGY R404 Models 2023

NO.	GYZG #	Model	Clutch inf.	Picture	Applicattion
13	GD.11.3103-POE	5L11	PV8/24V		For mini refrigerated Van
14	GD.11.3104-POE	5L11	PV8/12V		For mini refrigerated Van
15	GD.14.6301-POE	5L14	2A/24V		For 4.2 Meters truck box /18M ³ truck box
16	GD.14.6302-POE	5L14	2A/12V		For 4.2 Meters truck box /18M ³ truck box
17	GD.14.6304-POE	5L14	PV8/12V		For 4.2 Meters truck box /18M ³ truck box
18	GD.14.6303-POE	5L14	PV8/24V		For 4.2 Meters truck box /18M ³ truck box







GZGY R404 Models 2023

NO.	GYZG #	Model	Clutch inf.	Picture	Applicattion
19	GD.14.6305-POE	5L14	1B/24V		For 4.2 Meters truck box /18M ³ truck box
20	GD.14.6306-POE	5L14	1B/12V		For 4.2 Meters truck box /18M ³ truck box
21	GD.14.6702-POE	5L14	2A/12V		For 4.2 Meters truck box /18M ³ truck box
22	GD.14.6701-POE	5L14	2A/24V		For 4.2 Meters truck box /18M ³ truck box
23	GD.14.6704-POE	5L14	PV8/12V		For 4.2 Meters truck box /18M ³ truck box
24	GD.14.6703-POE	5L14	PV8/24V		For 4.2 Meters truck box /18M ³ truck box

GZGY R404 Models 2023

NO.	GYZG #	Model	Clutch inf.	Picture	Applicattion
25	GB.10.801-POE	7B10	PV6/12V		For mini refrigerated Van
26	GB.10.802-POE	7B10	1A/12V		For mini refrigerated Van
27	GB.10.803-POE	7B10	PV4/12V		For mini refrigerated Van
28	GB.10.804-POE	7B10	1A/12V		For mini refrigerated Van
29	GQ.15.15001-POE	7L15	2A/12V		For 4.2 Meters truck box /18M ³ ~ 22M ³ truck box
30	GQ.15.15002-POE	7L15	2A/24V		For 4.2 Meters truck box /18M ³ ~ 22M ³ truck box

GZGY R404 Models 2023

NO.	GYZG #	Model	Clutch inf.	Picture	Application
31	GQ.15.15003-POE	7L15	PV8/12V		For 4.2 Meters truck box /18M ³ ~ 22M ³ truck box
32	GQ.15.15004-POE	7L15	PV8/24V		For 4.2 Meters truck box /18M ³ ~ 22M ³ truck box
33	GQ.15.15101-POE	7L15	2A/12V		For 4.2 Meters truck box /18M ³ ~ 22M ³ truck box
34	GQ.15.15102-POE	7L15	2A/24V		For 4.2 Meters truck box /18M ³ ~ 22M ³ truck box
35	GQ.15.15103-POE	7L15	PV8/12V		For 4.2 Meters truck box /18M ³ ~ 22M ³ truck box
36	GQ.15.15104-POE	7L15	PV8/24V		For 4.2 Meters truck box /18M ³ ~ 22M ³ truck box

GZGY R404 Models 2023

NO.	GYZG #	Model	Clutch inf.	Picture	Applicattion
37	GP.32.501-POE	10P32C	2B/24V		For 6.8~9.6 Meters truck box
38	GP.32.601-POE	10P32C	2B/24V		For 6.8~9.6 Meters truck box
39	GP.38.701-POE	10P38C	2B/24V		For 9.6 Meters truck box
40	GP.38.801-POE	10P38C	2B/24V		For 9.6 Meters truck box
41	GT.21.2810-POE	TM21	1B/12V		For 4.2 ~6.8 Meters truck box /18M ³ ~ 22M ³ truck box
42	GT.21.2801-POE	TM21	1B/24V		For 4.2 ~6.8 Meters truck box /18M ³ ~ 22M ³ truck box

GZGY R404 Models 2023

NO.	GYZG #	Model	Clutch inf.	Picture	Application
43	GT.21.2808-POE	TM21	2B/12V		For 4.2 ~6.8 Meters truck box /18M ³ ~ 22M ³ truck box
44	GT.21.2803-POE	TM21	2B/24V		For 4.2 ~6.8 Meters truck box /18M ³ ~ 22M ³ truck box
45	GT.21.2807-POE	TM21	2A/12V		For 4.2 ~6.8 Meters truck box /18M ³ ~ 22M ³ truck box
46	GT.21.2804-POE	TM21	2A/24V		For 4.2 ~6.8 Meters truck box /18M ³ ~ 22M ³ truck box
47	GT.21.2802-POE	TM21	PV6/12V		For 4.2 ~6.8 Meters truck box /18M ³ ~ 22M ³ truck box
48	GT.21.2809-POE	TM21	PV8/12V		For 4.2 ~6.8 Meters truck box /18M ³ ~ 22M ³ truck box

GZGY R404 Models 2023

NO.	GYZG #	Model	Clutch inf.	Picture	Application
49	GT.21.2805-POE	TM21	PV8/24V		For 4.2 ~6.8 Meters truck box /18M ³ ~ 22M ³ truck box
50	GY.17.6101-POE	GY17	2A/12V		For 4.2 ~6.8 Meters truck box /18M ³ ~ 22M ³ truck box Replacing TM16 directly with larger Displacement
51	GY.17.6102-POE	GY17	2A/24V		For 4.2 ~6.8 Meters truck box /18M ³ ~ 22M ³ truck box Replacing TM16 directly with larger Displacement
52	GY.17.6103-POE	GY17	PV8/12V		For 4.2 ~6.8 Meters truck box /18M ³ ~ 22M ³ truck box Replacing TM16 directly with larger Displacement
53	GY.17.6104-POE	GY17	PV8/24V		For 4.2 ~6.8 Meters truck box /18M ³ ~ 22M ³ truck box Replacing TM16 directly with larger Displacement
54	GY.17.6105-POE	GY17	1B/12V		For 4.2 ~6.8 Meters truck box /18M ³ ~ 22M ³ truck box Replacing TM16 directly with larger Displacement


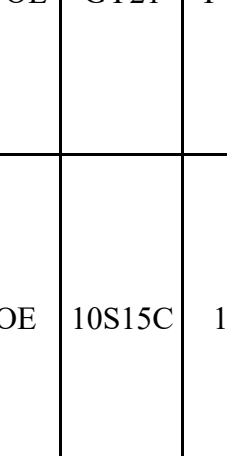


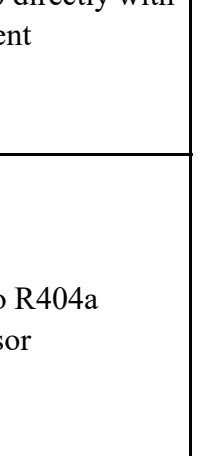
GZGY R404 Models 2023

NO.	GYZG #	Model	Clutch inf.	Picture	Application
55	GY.17.6106-POE	GY17	1B/24V		For 4.2 ~6.8 Meters truck box /18M ³ ~ 22M ³ truck box Replacing TM16 directly with larger Displacement
56	GY.17.6107-POE	GY17	2B/12V		For 4.2 ~6.8 Meters truck box /18M ³ ~ 22M ³ truck box Replacing TM16 directly with larger Displacement
57	GY.17.6108-POE	GY17	2B/24V		For 4.2 ~6.8 Meters truck box /18M ³ ~ 22M ³ truck box Replacing TM16 directly with larger Displacement
58	GY.17.6109-POE	GY17	PV6/12V		For 4.2 ~6.8 Meters truck box /18M ³ ~ 22M ³ truck box Replacing TM16 directly with larger Displacement
59	GY.17.6110-POE	GY17	PV6/24V		For 4.2 ~6.8 Meters truck box /18M ³ ~ 22M ³ truck box Replacing TM16 directly with larger Displacement
60	GY.21.2909-POE	GY21	2A/12V		For 4.2 ~6.8 Meters truck box /18M ³ ~ 22M ³ truck box Replacing TM16 directly with larger Displacement







GZGY R404 Models 2023

NO.	GYZG #	Model	Clutch inf.	Picture	Application
61	GY.21.2910-POE	GY21	2A/24V		For 4.2 ~6.8 Meters truck box /18M ³ ~ 22M ³ truck box Replacing TM16 directly with larger Displacement
62	GY.21.2901-POE	GY21	PV8/12V		For 4.2 ~6.8 Meters truck box /18M ³ ~ 22M ³ truck box Replacing TM16 directly with larger Displacement
63	GY.21.2902-POE	GY21	PV8/24V		For 4.2 ~6.8 Meters truck box /18M ³ ~ 22M ³ truck box Replacing TM16 directly with larger Displacement
64	GY.21.2903-POE	GY21	1B/12V		For 4.2 ~6.8 Meters truck box /18M ³ ~ 22M ³ truck box Replacing TM16 directly with larger Displacement
65	GY.21.2904-POE	GY21	1B/24V		For 4.2 ~6.8 Meters truck box /18M ³ ~ 22M ³ truck box Replacing TM16 directly with larger Displacement
66	GY.21.2905-POE	GY21	2B/12V		For 4.2 ~6.8 Meters truck box /18M ³ ~ 22M ³ truck box Replacing TM16 directly with larger Displacement

GZGY R404 Models 2023

NO.	GYZG #	Model	Clutch inf.	Picture	Applicattion
67	GY.21.2906-POE	GY21	2B/24V		For 4.2 ~6.8 Meters truck box /18M ³ ~ 22M ³ truck box Replacing TM16 directly with larger Displacment
68	GY.21.2907-POE	GY21	PV6/12V		For 4.2 ~6.8 Meters truck box /18M ³ ~ 22M ³ truck box Replacing TM16 directly with larger Displacment
69	GY.21.2908-POE	GY21	PV6/24V		For 4.2 ~6.8 Meters truck box /18M ³ ~ 22M ³ truck box Replacing TM16 directly with larger Displacment
70	GS.15.310-POE	10S15C	1A/12V		Replacing Denso R404a system compressor
71	GS.17.411-POE	10S17C	1A/12V		Replacing Denso R404a system compressor
72	GP.17.4601-POE	10PA17C	1A/12V		Replacing Denso R404a system compressor

GZGY R404 Models 2023

NO.	GYZG #	Model	Clutch inf.	Picture	Application
73	GP.17.4602-POE	10PA17C	PV4/12V		Replacing Denso R404a system compressor
74	GP.17.4604-POE	10PA17C	1B/24V		Replacing Denso R404a system compressor
75	GP.20.901-POE	10PA20C	1B/12V		Replacing Denso R404a system compressor
76	GP.20.902-POE	10PA20C	1A/12V		Replacing Denso R404a system compressor
77	GY27.E320-309C	GY27CC	200V-420V		For all R404a Systems
78	GY27.E540-309C	GY27CC	400V-720V		For all R404a Systems