CAMEL GROUP CO., LTD.

Address: No. 125, Keji 2nd Rd., East Lake High-Tech Development Zone,
Wuhan, Hubei 430000, China
Website: https://camelbatt.com
Tel: 0086-027-52108948
E-Mail: camelbattery@camelpower.com.my

CAMEL2205-1

CAMEL

BATTERY PRODUCT BROCHURE



POWERFUL

DURABLE

RELIABLE

STOCK CODE: SH601311

CONTENTS

01 COMPANY PROFILE

02.CAMEL INTRODUCTION
03.GLOBAL NETWORK
05.OEMS
05.CERTIFICATES

02 PRODUCT INFORMATION

06.PRODUCT CATEGORY
07.BATTERY SPECIFICATIONS

03 BATTERY CARE AND MAINTENANCE

13.MAINTENANCE
14.WARNING

CAMEL BATTERY

CAMEL INTRODUCTION

Founded in 1980, Camel Group Co., Ltd. is specialized in the R&D, production and sales of lead-acid batteries, with the production of power lithium-ion battery and waste battery recycling as the supplement. Camel is the largest and leading car battery manufacturer in Asia.

We have four major brands CAMEL, HUAZHONG, SWAN, DF and over 400 types of products covering automotive starter battery, start-stop battery, lithium-ion battery, traction battery, etc. The products are widely used in cars, trucks, heavy equipments, boats, golf cars and electric vehicles.

CAMEL BATTERY, GLOBAL PRESENCE

GLOBAL NETWORK

Camel developed globally with over 30 subsidiaries, covering the whole industry chain with R&D, production, sales, logistics and battery recycling.

Manufacturing Bases

- CAMEL Xiangyang Plant
- CAMEL Huazhong Plant
- CAMEL Huanan Plant
- CAMEL Haixia Plant
- CAMEL Apollo Plant
- CAMEL Xinjiang Plant
- CAMEL Malaysia Plant
- CAMEL New Energy Plant

Overseas market

R&D centers

- US R&D Center
- Germany R&D Center
- Wuhan R&D Center
- Xiangyang R&D Center

OEMS

CERTIFICATES

We have established a complete quality management and control system, and obtained IATF16949, ISO14001 and OHSAS18001 certificates.

PRODUCT CATEGORY

AUTOMOTIVE
STARTER BATTERY

- Applicable to extreme and harsh environment from -30℃~75℃.
- Unique 4BS lead paste formula to enhance battery capacity and ensure strong, long-lasting power support.
- Application of new sulfuric acid additive, making fast charging available.
- Special grid structure and material to enhance vibration resistance performance.

AUTOMOTIVE
EFB START-STOP BATTERY

- Frequent starts for more than 50,000 times.
- The battery can quickly return to full charging status after the vehicle is started.
- Stable performance under environment from -40℃~80℃.
- Fuel consumption reduced by 5%~15% under comprehensive conditions.

AUTOMOTIVE
AGM START-STOP BATTERY

- Durable, 3 times cycling life.
- Start current is 30% higher than ordinary batteries, suits for frequent start and stop.
- Excellent charging acceptance and fast recharging.

BATTERY SPECIFICATIONS

• AUTOMOTIVE MAINTENANCE FREE BATTERY

• EN STANDARD

DIN Group	DIN No.	Capacity	RC (min)	CCA (-18℃)	Max Dimension (mm)				Terminal		Hold Down	Weight (kg)
		20Hr(Ah)			L	W	H	TH	Layout	Type		
LB1	53624MF	36	51	360	207	175	175	175	0	1	B13	11.1
	53638MF	36	51	360	207	175	175	175	1	1	B13	11.1
	54316MF	43	66	440	207	175	175	175	0	1	B13	11.8
	54318MF	43	66	440	207	175	175	175	1	1	B13	11.8
	55016MF	50	75	460	207	175	175	175	0	1	B13	12.1
	55018MF	50	75	460	207	175	175	175	1	1	B13	12.1
L1	54459MF	44	67	360	207	175	190	190	0	1	B13	12.1
	54464MF	44	67	360	207	175	190	190	1	1	B13	12.1
	55066MF	50	79	410	207	175	190	190	0	1	B13	12.8
	55055MF	50	79	410	207	175	190	190	1	1	B13	12.8
LB2	53340MF	33	48	330	242	175	175	175	0	1	B13	11.7
	53344MF	33	48	330	242	175	175	175	1	1	B13	11.7
	53740MF	37	55	370	242	175	175	175	0	1	B13	12.2
	53744MF	37	55	370	242	175	175	175	1	1	B13	12.2
	54519MF	45	73	460	242	175	175	175	0	1	B13	13.1
	54520MF	45	73	460	242	175	175	175	1	1	B13	13.1
	55040MF	50	82	500	242	175	175	175	0	1	B13	13.5
	55044MF	50	82	500	242	175	175	175	1	1	B13	13.5
	55530MF	55	86	500	242	175	175	175	0	1	B13	14.0
	55533MF	55	86	500	242	175	175	175	1	1	B13	14.0
	55840MF	58	94	540	242	175	175	175	0	1	B13	14.6
	55844MF	58	94	540	242	175	175	175	1	1	B13	14.6
L2	55559MF	55	88	460	242	175	190	190	0	1	B13	14.0
	55565MF	55	88	460	242	175	190	190	1	1	B13	14.0
	56219MF	62	99	550	242	175	190	190	0	1	B13	14.6
	56220MF	62	99	550	242	175	190	190	1	1	B13	14.6
	56559MF	65	107	590	242	175	190	190	0	1	B13	15.4
	56560MF	65	107	590	242	175	190	190	1	1	B13	15.4
LB3	55414MF	54	86	480	278	175	175	175	0	1	B13	14.9
	55415MF	54	86	480	278	175	175	175	1	1	B13	14.9
	56318MF	63	103	600	278	175	175	175	0	1	B13	16.2
	56320MF	63	103	600	278	175	175	175	1	1	B13	16.2
	56618MF	66	109	630	278	175	175	175	0	1	B13	16.2
	56828MF	68	113	630	278	175	175	175	0	1	B13	16.4
	56830MF	68	113	630	278	175	175	175	1	1	B13	16.4

DIN Group	DIN No.	Capacity	RC (min)	CCA (-18℃)	Max Dimension (mm)				Terminal		Hold Down	Weight (kg)
		20Hr(Ah)			L	W	H	TH	Layout	Type		
L3	56638MF	66	107	590	278	175	190	190	0	1	B13	16.7
	56640MF	66	107	590	278	175	190	190	1	1	B13	16.7
	57220MF	72	119	640	278	175	190	190	0	1	B13	17.1
	57219MF	72	119	640	278	175	190	190	1	1	B13	17.1
	57412MF	74	123	690	278	175	190	190	0	1	B13	17.9
	57413MF	74	123	690	278	175	190	190	1	1	B13	17.9
	58012MF	80	139	690	278	175	190	190	0	1	B13	18.5
	58013MF	80	139	690	278	175	190	190	1	1	B13	18.5
LB4	57539MF	75	127	710	313	175	175	175	0	1	B13	18.4
	58014MF	80	145	750	313	175	175	175	0	1	B13	19.7
	58016MF	80	145	750	313	175	175	175	1	1	B13	19.7
L4	58043MF	80	143	690	315	175	190	190	0	1	B13	19.4
	58044MF	80	143	690	315	175	190	190	1	1	B13	19.4
	59042MF	90	164	730	315	175	190	190	0	1	B13	20.4
	59043MF	90	164	730	315	175	190	190	1	1	B13	20.4
LB5	58515MF	85	145	750	353	175	175	175	0	1	B09	20.5
L5	58827MF	88	152	780	353	175	190	190	0	1	B09	21.4
	58828MF	88	152	780	353	175	190	190	1	1	B09	21.4
	60044MF	100	175	870	353	175	190	190	0	1	B09	22.4
L6	61042MF	110	198	960	394	175	190	190	0	1	B09	25.3
D4	62034MF	120	237	690	505	183	199	224	3	1	B00	31.4
	62038MF	120	237	690	505	183	199	224	4	1	B00	31.4
	64020MF	140	268	770	505	183	199	224	3	1	B00	32.6
	64021MF	140	268	770	505	183	199	224	4	1	B00	32.6
D5	64317MF	143	268	770	510	222	197	220	3	1	B00	35.9
	64318MF	143	268	770	510	222	197	220	4	1	B00	35.9
	67018MF	170	333	920	510	222	197	220	3	1	B00	39.3
	67019MF	170	333	920	510	222	197	220	4	1	B00	39.3
	68032MF	180	354	960	510	222	197	220	3	1	B00	40.0
	68033MF	180	354	960	510	222	197	220	4	1	B00	40.0
	70018MF	200	399	1070	510	222	197	220	3	1	B00	42.2
	70019MF	200	399	1070	510	222	197	220	4	1	B00	42.2
D6	70027MF	200	411	1190	516	275	217	241	3	1	B00	52.7
	70029MF	200	411	1190	516	275	217	241	4	1	B00	52.7
	72027MF	220	455	1190	516	275	217	241	3	1	B00	54.0
	72029MF	220	455	1190	516	275	217	241	4	1	B00	54.0
	72512MF	225	453	1300	516	275	217	241	3	1	B00	54.6
	73010MF	230	474	1340	516	275	217	241	4	1	B00	55.4
	73011MF	230	474	1340	516	275	217	241	3	1	B00	55.4

● JIS STANDARD

JIS Group	JIS NO.		Capacity	RC (min)	CCA (-18℃)	Max Dimension (mm)				Terminal		Hold Down	Weight (kg)
	New	Old	20Hr(Ah)			L	W	H	TH	Layout	Type		
B19	32B19L		32	46	280	187	127	202	225	0	3	B00/B01	9.3
	32B19R		32	46	280	187	127	202	225	1	3	B00/B01	9.3
	40B19L	NS40ZL	36	53	320	187	127	202	225	0	3	B00/B01	9.6
	40B19R	NS40Z	36	53	320	187	127	202	225	1	3	B00/B01	9.6
	40B19LS	NS40ZLS	36	53	320	187	127	202	225	0	1	B00/B01	9.6
	40B19RS	NS40ZS	36	53	320	187	127	202	225	1	1	B00/B01	9.6
	45B19L		38	57	360	187	127	202	225	0	3	B00/B01	9.9
	45B19R		38	57	360	187	127	202	225	1	3	B00/B01	9.9
	45B19LS		38	57	360	187	127	202	225	0	1	B00/B01	9.9
	45B19RS		38	57	360	187	127	202	225	1	1	B00/B01	9.9
B20	40B20L		36	53	320	196	128	202	223	0	3	B00	9.6
	40B20R		36	53	320	196	128	202	223	1	3	B00	9.6
B24	50B24L	NS60L	40	60	360	237	128	200	222	0	3	B00/B01	11.2
	50B24R	NS60	40	60	360	237	128	200	222	1	3	B00/B01	11.2
	50B24LS	NS60LS	40	60	360	237	128	200	222	0	1	B00/B01	11.2
	50B24RS	NS60S	40	60	360	237	128	200	222	1	1	B00/B01	11.2
	55B24L		45	70	390	237	128	200	222	0	3	B00/B01	11.8
	55B24R		45	70	390	237	128	200	222	1	3	B00/B01	11.8
	55B24LS		45	70	390	237	128	200	222	0	1	B00/B01	11.8
	55B24RS		45	70	390	237	128	200	222	1	1	B00/B01	11.8
	65B24L		48	75	430	237	128	200	222	0	3	B00/B01	12.1
	65B24R		48	75	430	237	128	200	222	1	3	B00/B01	12.1
	65B24LS		48	75	430	237	128	200	222	0	1	B00/B01	12.1
	65B24RS		48	75	430	237	128	200	222	1	1	B00/B01	12.1
D23	55D23L		60	96	480	229	175	202	223	0	1	B01/B15	14.8
	55D23R		60	96	480	229	175	202	223	1	1	B01/B15	14.8
	75D23L		65	107	590	229	175	202	223	0	1	B01/B15	15.3
	75D23R		65	107	590	229	175	202	223	1	1	B01/B15	15.3
	80D23L		68	113	640	229	175	202	223	0	1	B00/B01	16.0
	80D23R		68	113	640	229	175	202	223	1	1	B00/B01	16.0
D26	48D26L	N50L	50	79	410	260	172	200	221	0	1	B15	15.4
	48D26R	N50	50	79	410	260	172	200	221	1	1	B15	15.4
	55D26L	N50ZL	60	98	500	260	172	200	221	0	1	B15	16.4
	55D26R	N50Z	60	98	500	260	172	200	221	1	1	B15	16.4
	75D26L	NS70L	65	111	550	260	172	200	221	0	1	B15	17.0
	75D26R	NS70	65	111	550	260	172	200	221	1	1	B15	17.0

JIS Group	JIS NO.		Capacity	RC (min)	CCA (-18℃)	Max Dimension (mm)				Terminal		Hold Down	Weight (kg)
	New	Old	20Hr(Ah)			L	W	H	TH	Layout	Type		
D26	80D26L	NX110-5L	70	121	590	260	172	200	221	0	1	B15	17.5
	80D26R	NX110-5	70	121	590	260	172	200	221	1	1	B15	17.5
	90D26L		80	135	640	260	172	200	221	0	1	B15	18.2
	90D26R		80	135	640	260	172	200	221	1	1	B15	18.2
	105D26L		80	139	730	260	172	200	221	0	1	B15	18.6
	105D26R		80	139	730	260	172	200	221	1	1	B15	18.6
D31	65D31L	N70L	70	121	590	305	171	205	226	0	1	B00/B01	18.7
	65D31R	N70	70	121	590	305	171	205	226	1	1	B00/B01	18.7
	75D31L	N70ZL	75	129	640	305	171	205	226	0	1	B00/B01	19.4
	75D31R	N70Z	75	129	640	305	171	205	226	1	1	B00/B01	19.4
	95D31L	NX120-7L	85	148	690	305	171	205	226	0	1	B00/B01	20.0
	95D31R	NX120-7	85	148	690	305	171	205	226	1	1	B00/B01	20.0
	105D31L		90	158	730	305	171	205	226	0	1	B00/B01	20.7
	105D31R		90	158	730	305	171	205	226	1	1	B00/B01	20.7
	115D31L		90	158	780	305	171	205	226	0	1	B00/B01	21.1
	115D31R		90	158	780	305	171	205	226	1	1	B00/B01	21.1
	125D31L		90	158	820	305	171	205	226	0	1	B00/B01	21.3
	125D31R		90	158	820	305	171	205	226	1	1	B00/B01	21.3
E41	95E41L	N100L	100	178	780	409	170	211	234	0	1	B00	25.7
	95E41R	N100R	100	178	780	409	170	211	234	1	1	B00	25.7
	105E41L		105	192	820	409	170	211	234	0	1	B00	26.3
	105E41R		105	192	820	409	170	211	234	1	1	B00	26.3
	115E41L		120	223	850	409	170	211	234	0	1	B00	28.0
	115E41R		120	223	850	409	170	211	234	1	1	B00	28.0
F51	115F51L	N120L	120	215	610	505	183	199	224	4	1	B00	30.2
	115F51R	N120R	120	215	610	505	183	199	224	3	1	B00	30.2
	135F51L		140	268	770	505	183	199	224	4	1	B00	32.6
	135F51R		140	268	770	505	183	199	224	3	1	B00	32.6
G51	145G51L	N150L	150	289	800	510	212	197	220	4	1	B00	37.3
	145G51R	N150R	150	289	800	510	212	197	220	3	1	B00	37.3
	160G51L	N170L	170	333	920	510	212	197	220	4	1	B00	39.2
	160G51R	N170R	170	333	920	510	212	197	220	3	1	B00	39.2
H52	210H52L	N200L	200	406	1070	515	252	218	246	4	1	B00	48.8
	210H52R	N200R	200	406	1070	515	252	218	246	3	1	B00	48.8
	245H52L		220	441	1150	515	252	218	246	4	1	B00	50.7
	245H52R		220	441	1150	515	252	218	246	3	1	B00	50.7

• AS STANDARD

Type	RC (min)	CCA (SAE)	Max Dimension (mm)				Terminal		Hold Down	Weight (kg)
			L	W	H	TH	Layout	Type		
38B19L	50	320	187	127	202	225	0	3	B00	9.5
38B19R	50	320	187	127	202	225	1	3	B00	9.5
38B19LS	50	320	187	127	202	225	0	1	B00	9.5
38B19RS	50	320	187	127	202	225	1	1	B00	9.5
46B24L	66	390	237	128	200	222	0	3	B00	11.6
46B24R	66	390	237	128	200	222	1	3	B00	11.6
46B24LS	66	390	237	128	200	222	0	1	B00	11.6
46B24RS	66	390	237	128	200	222	1	1	B00	11.6
55B24L	75	430	237	128	200	222	0	3	B00	12.2
55B24R	75	430	237	128	200	222	1	3	B00	12.2
55B24LS	75	430	237	128	200	222	0	1	B00	12.2
55B24RS	75	430	237	128	200	222	1	1	B00	12.2
55D23L	99	550	229	171	201	222	0	1	B00	14.8
55D23R	99	550	229	171	201	222	1	1	B00	14.8
54317	66	440	207	175	175	175	0	1	B13	11.8
55519	73	460	242	175	175	175	0	1	B13	13.0
55520	73	460	242	175	175	175	1	1	B13	13.0
55530	98	500	242	175	190	190	0	1	B13	14.5
56318	94	560	278	175	175	175	0	1	B13	15.7
56319	94	560	278	175	175	175	1	1	B13	15.7
56638	90	580	278	175	190	190	0	1	B13	16.4
56639	90	580	278	175	190	190	1	1	B13	16.4
57539	109	630	315	175	175	175	0	1	B13	17.4
58043	129	690	315	175	190	190	0	1	B13	19.1
58044	129	690	315	175	190	190	1	1	B13	19.1
58588	137	750	352	175	175	175	0	1	B09	19.9
60044	185	820	352	175	190	190	0	1	B09	22.6
DIN110	198	960	393	175	190	190	0	1	B09	25.3
78-700	99	550	260	185	183	183	6	20	B15	15.4
65D	131	820	293	186	170	190	1	1	B15	19.9
85L500	98	500	238	172	183	203	0	1	B08	14.7
85R500	98	500	238	172	183	203	1	1	B08	14.7
85EFR500	98	500	229	172	183	203	1	1	B00	14.7
85DFL500	98	500	238	172	183	203	0	4	B08	14.7

Type	RC (min)	CCA (SAE)	Max Dimension (mm)				Terminal		Hold Down	Weight (kg)
			L	W	H	TH	Layout	Type		
85L610	105	590	238	172	183	203	0	1	B08	15.5
85R610	105	590	238	172	183	203	1	1	B08	15.5
85DFL610	105	590	238	172	183	203	0	4	B08	15.5
85EFR610	105	590	229	172	183	203	1	1	B00	15.5
80D26L	119	640	256	170	203	225	0	1	B00	17.5
80D26R	119	640	256	170	203	225	1	1	B00	17.5
95D31L	123	750	305	171	203	225	0	1	B01	19.9
95D31R	123	750	305	171	203	225	1	1	B01	19.9
G31	154	730	330	175	219	242	1	1	B01	23.6
G31T	154	730	330	175	219	242	1	11	B01	23.6
G31-1000	198	960	330	175	219	242	1	1	B01	25.7
G31-1000T	198	960	330	175	219	242	1	11	B01	25.7
G31FT-1000	198	960	330	175	219	242	0	1	B01	25.7
N100	160	780	409	170	210	234	1	1	B00	24.6
N100L	160	780	409	170	210	234	0	1	B00	24.6
N120	268	770	505	183	214	240	4	1	B00	34.0
N120L	268	770	505	183	214	240	3	1	B00	34.0
N150	290	880	510	212	214	237	4	1	B03	39.8
N150L	290	880	510	212	214	237	3	1	B03	39.8
N200	406	1070	509	267	215	246	4	1	B00	50.0
N200L	406	1070	509	267	215	246	3	1	B00	50.0
N120EN	268	770	505	183	197	220	3	1	B00	32.6
N150EN (4D)	290	883	510	221	194	217	3	1	B00	37.7
N200EN (8D)	406	1070	516	275	217	241	3	1	B00	51.5
DCN200	502	1300	509	267	216	244	3	1	B00	54.3
M24	121	590	260	172	200	227	1	12	B15	17.6
M27	123	750	305	172	200	226	1	12	B01	19.6
M31	169	720	330	175	219	245	1	12	B01	25.9
DC24	140	/	260	172	200	227	1	12	B15	20.6
DC27	154	/	300	172	199	225	1	12	B01	23.1
DC31	200	/	330	175	219	245	1	12	B01	27.2
U1L-200	23	200	197	130	159	185	1	4	B00	7.0
U1R-200	23	200	197	130	159	185	0	4	B00	7.0
U1L-280	32	280	197	130	159	185	1	4	B00	7.9
U1R-280	32	280	197	130	159	185	0	4	B00	7.9
U1L-330	41	330	197	130	159	185	1	4	B00	8.3
U1R-330	41	330	197	130	159	185	0	4	B00	8.3
N41	54	330	236	133	182	204	1	9	B06	10.4
N43	54	330	236	133	182	204	0	9	B06	10.4

• BCI STANDARD

BCI GROUP SIZE	Camel Model Number	SAE CCA at 0° F (Amps)	Capacity		Dimension (mm)			Layout	Terminal	WEIGHT (Kg)	WEIGHT (lbs)	Hold Down
			20Hr(Ah)	RC(Min.)	L	W	T					
24	24-750	750	81	140	260	172	221	1	1	18.6	41.0	B15
	24-550	550	67	111	260	172	221	1	1	17.0	37.5	B15
	24-450	460	55	88	260	172	221	1	1	16.0	35.3	B15
24F	24F-750	750	81	140	260	172	221	0	1	18.6	41.0	B15
	24F-550	550	65	108	260	172	221	0	1	17.0	37.5	B15
	24F-460	460	53	94	260	172	221	0	1	16.0	35.3	B15
25	25-550	550	59	96	229	175	223	1	1	15.2	33.5	B1
26R	26R-600	600	53	86	208	173	197	0	1	13.1	28.9	B1
26	26-600	600	53	86	208	173	197	1	1	13.1	28.9	B1
27	27-650	650	76	130	305	171	226	1	1	19.4	42.8	B01
	27-750	750	90	158	305	171	226	1	1	20.7	45.6	B01
	27-800	800	87	152	305	171	226	1	1	21.1	46.5	B01
	27-820	820	88	154	305	171	226	1	1	21.3	47.0	B01
27F	27F-650	650	76	130	305	171	226	0	1	19.4	42.8	B01
	27F-750	750	90	158	305	171	226	0	1	20.7	45.6	B01
	27F-800	800	87	152	305	171	226	0	1	21.1	46.5	B01
	27F-820	820	88	154	305	171	226	0	1	21.3	47.0	B01
34	34-750	750	80	137	260	172	200	1	1	17.8	39.2	B15
	34-650	650	75	128	260	172	200	1	1	16.5	36.4	B15
	34-550	550	68	113	260	172	200	1	1	16.1	35.5	B15
34R	34R-750	750	80	137	260	172	200	0	1	17.8	39.2	B15
	34R-650	650	70	117	260	172	200	0	1	16.5	36.4	B15
	34R-550	550	68	113	260	172	200	0	1	16.1	35.5	B15
35	35-650	650	65	128	229	175	223	0	1	16.0	35.3	B01
	35-550	550	61	100	229	175	223	0	1	14.8	32.6	B01
	35-500	500	50	80	229	175	223	0	1	13.9	30.6	B01
36R	36R-650	650	70	117	260	172	200	0	1	16.5	36.4	B01
40R/41	40R-680	680	66	110	278	175	175	0	1	16.2	35.7	B13
42	42-500	500	52	82	242	175	175	0	1	13.5	29.8	B02
47(97R)	H5-650	650	66	109	242	175	190	0	1	15.7	34.6	B13
	H5-600	600	65	107	242	175	190	0	1	15.4	34.0	B13
	H5-550	550	60	100	242	175	190	0	1	14.6	32.2	B13
48(98R)	H6-650	690	70	119	278	175	190	0	1	17.1	37.7	B13
	H6-700	700	76	130	278	175	190	0	1	17.7	39.0	B13
	H6-750	750	82	131	278	175	190	0	1	18.3	40.3	B13

BCI GROUP SIZE	Camel Model Number	SAE CCA at 0° F (Amps)	Capacity		Dimension (mm)			Layout	Terminal	WEIGHT (Kg)	WEIGHT (lbs)	Hold Down
			20Hr(Ah)	RC(Min.)	L	W	T					
49	H8-950	950	97	173	353	175	190	0	1	24.5	54.0	B13
	H8-850	850	98	175	353	175	190	0	1	22.4	49.4	B13
51	51-500	500	51	80	237	128	222	1	1	12.4	27.3	B00
	51-450	570	48	75	237	128	222	1	1	12.1	26.7	B00
51R	51R-500	500	51	80	237	128	222	0	1	12.4	27.3	B00
	51R-450	570	48	75	237	128	222	0	1	12.1	26.7	B0
58	58-600	600	52	89	242	175	175	1	1	13.7	30.2	B05
	58-500	500	53	98	242	175	175	1	1	13.2	29.1	B05
58R	58R-600	600	52	82	242	175	175	0	1	13.7	30.2	B05
	58R-500	500	53	98	242	175	175	0	1	13.2	29.1	B05
59	59-650	650	70	117	260	172	198	1	1	16.5	36.4	B15
65	65-820	820	77	131	293	186	190	1	1	19.6	43.2	B15
	65-700	700	76	129	293	186	190	1	1	18.2	40.1	B15
	65-650	650	76	129	293	186	190	1	1	18.1	39.9	B15
67R	67R-400	400	45	67	242	175	175	0	1	11.7	25.8	B13
78	78-750	800(750)	80	137	260	183	183	6	20	17.4	38.4	B15
	78-700	700	72	122	260	183	183	6	20	17.4	38.4	B15
	78-550	550	51	82	260	183	183	6	20	15.3	33.7	B15
85	85-650	650	69	117	229	172	203	0	1	15.1	33.3	B16
	85-550	550	65	109	229	172	203	0	1	14.9	32.8	B16
86	86-650	650	69	117	229	172	203	1	1	15.1	33.3	B16
	86-550	550	65	109	229	172	203	1	1	14.5	32.0	B16
90	42-600	600	55	88	242	175	175	0	1	14.5	32.0	B13
	42-500	500	52	82	242	175	175	0	1	13.5	29.8	B13
91	40R-680	680	66	110	278	175	175	0	1	16.2	35.7	B13
94R	H7-850	850	93	164	315	175	190	0	1	20.8	45.9	B13
	H7-800	800	87	152	315	175	190	0	1	20.4	45.0	B13
	H7-750	750	82	141	315	175	190	0	1	20.4	45.0	B13
95R	H9-900	900	112	205	394	175	190	0	1	25.5	56.2	B13
96R	96R-650	650	54	86	242	175	175	0	1	15.0	33.1	B13
	96R-600	600	55	88	242	175	175	0	1	14.5	32.0	B13
99	99-360	360	35	51	207	175	175	0	1	11.1	24.5	B13
124R	124R-700	700	82	141	256	170	225	0	1	18.6	41.0	B15
151R	151R-340	340	36	53	187	127	225	0	1	9.6	21.2	B00
34/78	34/78-750	750	82	141	261	180	206	6	1	17.4	38.4	B15
31A	31-650	750	85	148	331	175	241	7	1	23.2	51.1	B01
	31A-850	850	93	164	331	175	241	7	1	23.2	51.1	B01

BCI GROUP SIZE	Camel Model Number	SAE CCA at 0° F (Amps)	Capacity		Dimension (mm)			Layout	Terminal	WEIGHT (Kg)	WEIGHT (lbs)	Hold Down
			20Hr(Ah)	RC(Min.)	L	W	T					
31A	31A-950	950	104	187	331	175	241	7	1	24.3	53.6	B01
	31A-1000	1000	105	190	331	175	241	7	1	25.9	57.1	B01
31S	31S-750	750	85	148	331	175	241	7	1	23.2	51.1	B01
	31S-850	850	93	164	331	175	241	7	11	23.2	51.1	B01
	31S-950	950	104	187	331	175	243	7	11	24.3	53.6	B01
	31S-1000	960	105	190	331	175	241	7	11	25.9	57.1	B01
30H	30H-800	800	100	179	332	174	242	1	1	25.5	56.2	B00
	30H-900	900	104	187	332	174	242	1	1	26.5	58.4	B00
4D	4D-1000	1050	182	365	510	222	220	4	1	42.5	93.7	B00
	4D-1100	1100	195	396	510	222	220	4	1	44.2	97.4	B00
	4D-1250	1250	213	440	510	222	220	4	1	46.6	102.7	B00
8D	8D-1200	1150	208	428	516	275	243	4	1	56.0	123.5	B00
	8D-1300	1300	222	461	516	275	243	4	1	57.4	126.5	B00
Type N	105E41-N100L	800	103	185	411	172	236	0	1	26.0	57.3	B00
	115F51L-N120L	800	142	271	505	183	222	4	1	35.0	77.2	B00
	145F51L-N120L	930	154	300	505	183	222	4	1	36.3	80.0	B00

• AUTOMOTIVE AGM START-STOP BATTERY

DIN Group	BCI Group	Type No. (DIN)	Capacity	RC (min)	CCA (EN)	Max Dimension (mm)				Terminal		Hold Down	Weight (kg)
			20Hr(Ah)			L	W	H	TH	Layout	Type		
L0	H3	AGM VRL0 40	40	60	420	175	175	190	190	0	1	B13	12.1
L1	H4	AGM VRL1 50	50	80	540	207	175	190	190	0	1	B13	15.3
L2	H5	AGM VRL2 60	60	100	640	242	175	190	190	0	1	B13	18.0
L3	H6	AGM VRL3 70	70	120	720	278	175	190	190	0	1	B13	20.8
L4	H7	AGM VRL4 80	80	140	800	315	175	190	190	0	1	B13	23.6
L5	H8	AGM VRL5 92	92	160	850	353	175	190	190	0	1	B13	26.2
L6	H9	AGM VRL6 105	105	190	950	394	175	190	190	0	1	B13	30.0

• AUTOMOTIVE EFB START-STOP BATTERY

DIN Group	BCI Group	Type No. (DIN)	Capacity	RC (min)	CCA (EN)	Max Dimension (mm)				Terminal		Hold Down	Weight (kg)
			20Hr(Ah)			L	W	H	TH	Layout	Type		
L1	H4	EFB LN1 50	50	80	540	207	175	190	190	0	1	B13	15.2
L2	H5	EFB LN2 60	60	100	640	242	175	190	190	0	1	B13	17.4
L3	H6	EFB LN3 70	70	120	700	278	175	190	190	0	1	B13	20.3
LB4	T7	EFB LBN4 75	75	130	700	315	175	175	175	0	1	B13	21.4

DIN Group	BCI Group	Type No. (DIN)	Capacity	RC (min)	CCA (EN)	Max Dimension (mm)				Terminal		Hold Down	Weight (kg)
			20Hr(Ah)			L	W	H	TH	Layout	Type		
L4	H7	EFB LN4 80	80	140	750	315	175	190	190	0	1	B13	22.9
L5	H8	EFB LN5 92	92	165	800	353	175	190	190	0	1	B13	25.5
L6	H9	EFB LN6 105	105	190	850	393	175	190	190	0	1	B13	28.1

JIS Group	Type No. (JIS)		Capacity	RC (min)	CCA (SAE)	Max Dimension (mm)				Terminal		Hold Down	Weight (kg)
			20Hr(Ah)			L	W	H	TH	Layout	Type		
B24	N-55	EFB N55L	40	64	370	237	128	200	222	0	3	B00	13.4
		EFB N55LS	40	64	370	237	128	200	222	0	1	B00	13.4
D23	Q-85	EFB Q85L	60	100	610	229	175	201	222	0	1	B00	17.9
		EFB Q85R	60	100	610	229	175	201	222	1	1	B00	17.9
		EFB Q85L BH	60	100	610	229	175	201	222	0	1	B03	17.9
		EFB Q85R BH	60	100	610	229	175	201	222	1	1	B03	17.9
D26	S-95	EFB S95L	70	110	645	260	172	200	221	0	1	B01	19.7
		EFB S95R	70	110	645	260	172	200	221	1	1	B01	19.7
D31	T-95	EFB T95L	75	132	650	305	171	200	221	0	1	B03	22.1
		EFB T95R	75	132	650	305	171	200	221	1	1	B03	22.1

• BATTERIES FOR MARINE

PART NO.	PART NO.		CCA (-18℃)	Capacity		Dimension (mm)			Terminal		WEIGHT (Kg)	WEIGHT (Lbs)	Hold Down
				20Hr(Ah)	RC(Min.)	L	W	T	Layout	Type			
MRV24	90D26	24MS	800	88	155	256	170	246	1	Marine	20.6	45.4	B00
MRV27	70MF	27MS	800	89	160	305	171	246	1	Marine	21.8	48.1	B01
MRV31	G31(B)	31MS	950	112	209	332	174	236	1	Marine	27.2	60.0	B01
MRV24DP	90D26	24DP	625	88	157	256	170	246	1	Marine	20.9	46.1	B00
MRV27DP	70MF	27DP	700	114	213	305	171	246	1	Marine	26.6	58.6	B01
MRV31DP	G31(B)	31DP	800	127	242	332	174	236	1	Marine	27.8	61.3	B01

• TRUCK BATTERIES FOR DUAL PURPOSES

Series	Type No.	Voltage (V)	Capacity	RC (min)	CCA (EN)	Max Dimension (mm)				Terminal		Hold Down	Weight (kg)
			20Hr(Ah)			L	W	H	TH	Layout	Type		
QWD (EFB)	6-QWD-180	12	180	360	1000	510	222	197	220				43.5
	6-QWD-200	12	200	407	1050	515	252	218	246				53.4
	6-QWD-220	12	220	480	1100	516	275	217	241				58.5

Duralife Technology (Battery Separator technology)

1. Oxidation resistance increased by more than 40%;
2. Soluble organic carbon reduced by 50%;
3. Compared with other similar materials, the electric resistance is reduced by 10%;
4. The patented design of cross ribs on inner face improves the intensity of the seperator;
5. It can be widely used in different types and sizes of car batteries.

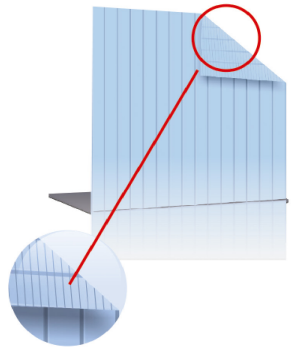

New alloy technology (Grid technology)

1.The corrosion of the new alloy is 30% lower than that of the old alloy;
2.The corrosion interface of the new alloy is more uniform. And the grains are thiner;
3.This technology can increase the battery's heavy duty life by more than 30%.



Corrosion layer of new alloy

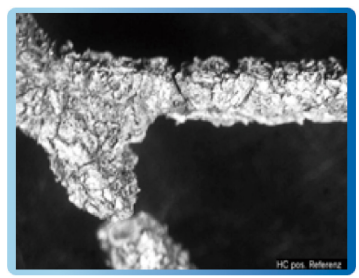

Corrosion layer of new alloy

Optimized frame design to minimize grid corrosion

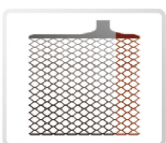

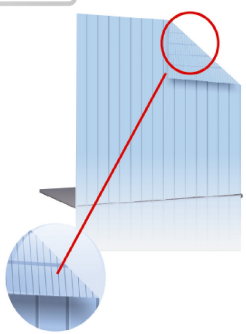

Carbon additives (Lead paste formula)

The addition of highly conductive carbon materials can refine the crystal size of lead sulfate during high-rate discharge, effectively delaying the sulphation of the negative plate.Cycle life performance is 2 times longer than that of ordinary batteries.



Corrosion layer of new alloy



Corrosion layer of old alloy

DRAWING

• TERMINAL

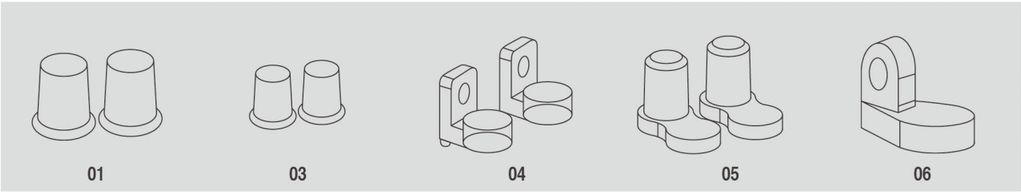

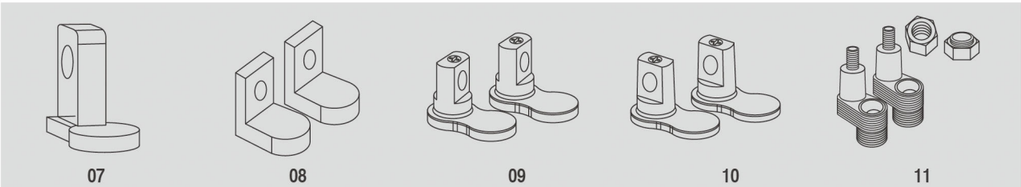

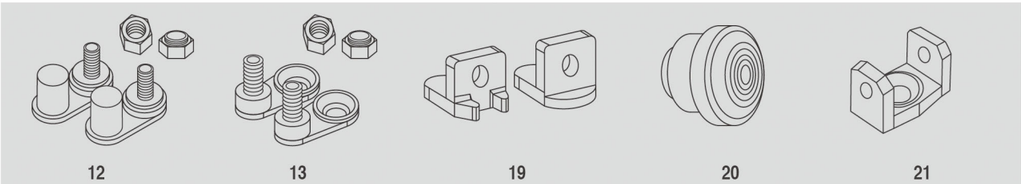

• LAY-OUT

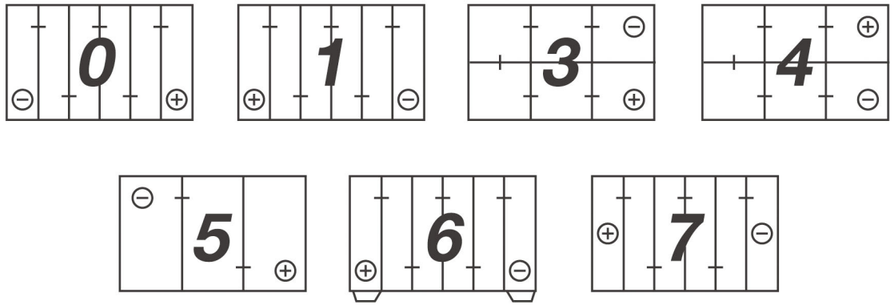

• HOLD DOWN

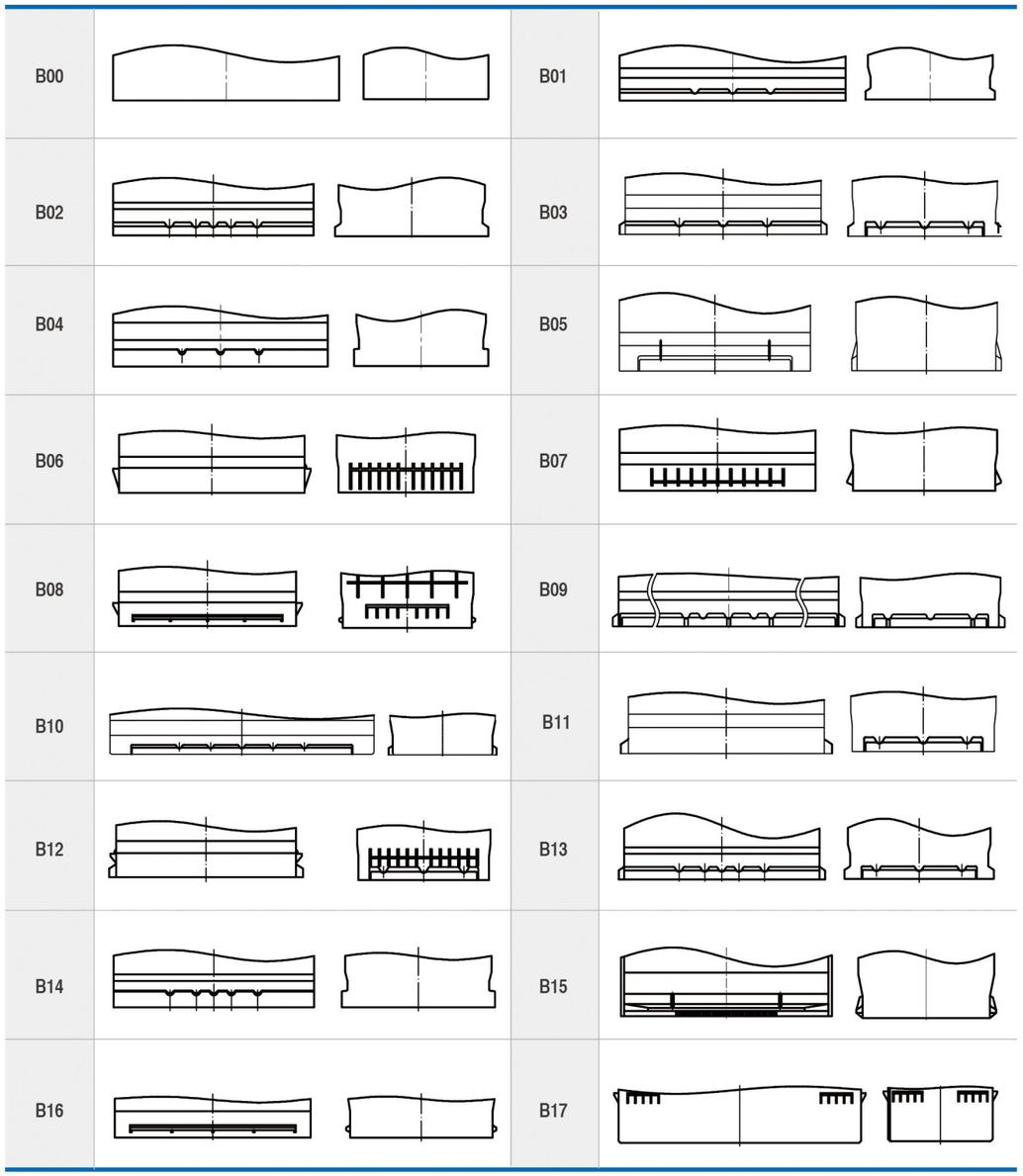

BATTERY CARE AND MAINTENANCE

• MAINTENANCE

01 The battery should be charged if it is stored for more than three months.

02 The vent holes on both sides of the battery upper cover or on the vent plug should be checked regularly. Keep the holes from being blocked by dust and ice water to avoid poor exhaust, shell deformation and burst.

03 The battery should be fully charged before a long time storage, otherwise the battery performance will be influenced.

04 When charging batteries, work in a well-ventilated area. Always turn battery charger off before disconnecting a battery.

05 The battery can’ t be used any more if the battery terminals are burned.

06 We recommend constant voltage charging instead of constant current charging for the battery.

07 Test the reserved capacity firstly during the test of battery performance.

08 For batteries with indicator, if the indicator turns white during use, it may caused by the bubbles around the indicator ball. Shake the battery carefully, if the indicator turns green, it means the battery can still be used. If the indicator keeps white, the battery is in lack of electrolyte. Then the battery should be replaced.

09 Don’t use the electric equipments in the car for a long time if the car generator is not working, like the lamps, air conditioners and audio. Otherwise the battery will deeply discharge. The battery lifetime will be reduced, and the car may can’ t be started .

10 Usually it takes 3 to 5 seconds to start a car at first time. The restarting should be at intervals of more than 15 seconds. If the car fails to be started after many times, you need to check if there is any damage on the battery or the circuit. This situation usually happens in winter.

11 We can’ t avoid the natural electric lose caused by the vehicle load. So if the car will be parked for more than 10 days, pls break the negative connection wire of the battery to avoid electric lose caused by the vehicle load and deep discharging.

• WARNING

01

Battery acid can cause burns. Pls keep away from children. Suitable hand, eye and face protection and protective clothing must be worn. If in eyes, hold eyelids apart and flush the eye continuously with running water or contact a doctor immediately. If skin or hair contact occurs, remove contaminated clothing and flush skin or hair with running water.

02

Keep away from heat source and open fire. Keep ventilation when charging or using batteries to avoid burst hurt.

03

Contact the agent if there are some problems with batteries.

04

Do not open the battery to avoid explosion.

05

Do not use metal tools to connect positive and negative terminal, otherwise the battery will short circuit and cause fire or explosion.

• HOW TO REPLACE BATTERY

Switch off the engine and keep sparks,flames,cigarettes away from battery at all times before removing the old battery.

01

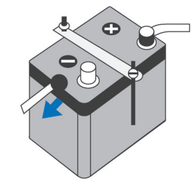

Disconnect the negative terminal first and avoid short-circuit caused by tools when removing old battery.

02

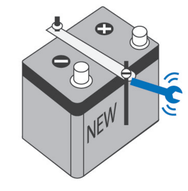

Clean corroded parts in tray and cable clamps before installation of new battery.

03

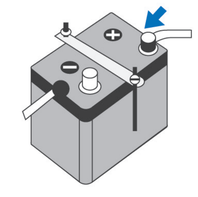

Connect the positve terminal first and check the terminal clamps for tight fit when installing new battery.

04