

®  
matic



mess

2024

# WHEEL BALANCERS



CE





### RR-33 "On-The-Car Wheel Balancer"

#### Main Features:

- Digital display
- Stroboscopic light
- Designed for both Trucks and Cars
- Accurate balance

#### Technical Features:

- Truck-Bus pick-up capacity : 5.000 kg.
- Car pick-up capacity : 800 kg.
- RPM of drive disk : 3000 rpm.
- Balancing speed : 85-175 km/h

### ACCESSORIES

SS – 33T

Pick-up Unit  
(For Trucks and busses)



SS – 33CV

Pick-up Unit  
(For Cars and vans)



HLP-33

Helper Unit



**Note:** The 220V model can only be used for passenger cars and light commercial vehicles. Not suitable for heavy vehicle



### SIRION PRO/S PLUS

**“Wheel Balancer with Point Laser & Sonar”**





#### Main Features:

- 24" LCD Monitor with 3D graphics
- Easy operation with multi-functional keyboard
- Automatic Start by lowering the wheel guard
- Point Laser indicator for adhesive weights
- Pneumatic brake to ease locking/unlocking of the wheel as well as counterweight fitting
- Automatic input of wheel distance and diameter
- Automatic input of wheel width with sonar system
- Wheel Led Light
- Automatic Selection of Balance Mode
- Self calibration and self diagnosis programs
- ALU/ALU-S/ALU-S1 programs for aluminum wheels
- SPLIT (Hidden Weight) program to divide counterweights behind spokes of alloy rims
- Optimization program to compensate the tyre unbalance with the rim unbalance

#### Technical Features:

- Accuracy : 1g.
- Measuring time : 6 sec. (15")
- Max. wheel weight : 75 kg.
- Wheel diameter : 10" – 30"
- Wheel width : 1,5"-20"
- Power supply : 115/230 V., 50/60 Hz.
- Balancing speed : 100 rpm.
- Air Pressure : 8-10 bar

**STANDARD ACCESSORIES**

			
<p>Universal Flange and set of cones-quick ring nut, Width caliper &amp; Plier</p>	<p>Laser indicator for innerplane for clip weights</p>	<p>Laser indicator for inner &amp; outer plane for adhesive weights</p>	<p>Wheel Guard</p>

**OPTIONAL ACCESSORIES**

		
<p>Uni-lug</p>	<p>Upgrade Light Truck Cones</p>	<p>Touchscreen – 24"</p>



### SIRION PRO/S

**“Wheel Balancer with Double Laser & Sonar”**





#### Main Features :

- 24” LCD Monitor with 3D graphics.
- Easy operation with multi-functional keyboard
- Automatic Start by lowering the wheel guard.
- Laser indicator for inner plane correction positioning inside the rim (For clip weights)
- Laser indicator for inner and outer plane correction positioning (For adhesive weights)
- Pneumatic brake to ease locking/unlocking of the wheel as well as counterweight fitting.
- Automatic input of wheel distance and diameter.
- Automatic input of wheel width with sonar system
- Wheel Led Light
- Automatic Selection of Balance Mode.
- Self calibration and self diagnosis programs.
- ALU/ALU-S/ALU-S1 programs for aluminum wheels.
- SPLIT (Hidden Weight) program to divide counterweights behind spokes of alloy rims.
- Optimization program to compensate the tyre unbalance with the rim unbalance.

#### Technical Features :

- Accuracy : 1g.
- Measuring time : 6 sec. (15”)
- Max. wheel weight : 75 kg.
- Wheel diameter : 10” – 30”
- Wheel width : 1,5”-20”
- Power supply : 115/230 V., 50/60 Hz.
- Balancing speed : 100 rpm.
- Air Pressure : 8-10 bar

**STANDARD ACCESSORIES**

			
<p>Universal Flange and set of cones-quick ring nut, Width caliper &amp; Plier</p>	<p>Laser indicator for inner plane for clip weights</p>	<p>Laser indicator for inner &amp; outer plane for adhesive weights</p>	<p>Wheel Guard</p>

**OPTIONAL ACCESSORIES**

		
<p>Uni-lug</p>	<p>Upgrade Light Truck Cones</p>	<p>Touchscreen – 24"</p>



### SIRION PRO/ECO “Wheel Balancer with Laser & Sonar”

#### Main Features :





- 19" LCD Monitor with 3D graphics.
- Easy operation with multi-functional keyboard
- Automatic Start by lowering the wheel guard.
- Laser indicator for outer plane correction positioning inside the rim (adhesive weight)
- Automatic input of wheel distance and diameter.
- Automatic input of wheel width with sonar system
- Self-calibration and self-diagnosis programs.
- ALU/ALU-S/ALU-S1 programs for aluminum wheels.
- SPLIT (Hidden Weight) program to divide counterweights behind spokes of alloy rims.
- Optimization program to compensate the tyre unbalance with the rim unbalance.

#### Technical Features :

- Accuracy : 1g.
- Measuring time : 6 sec. (15")
- Max. wheel weight : 75 kg.
- Wheel diameter : 10" – 30"
- Wheel width : 1,5"-20"
- Power supply : 115/230 V., 50/60 Hz.
- Balancing speed : 100 rpm.



**STANDARD ACCESSORIES**

			
<p>Universal Flange and set of cones-quick ring nut, Width caliper &amp; Plier</p>	<p>Laser indicator for inner &amp; outer plane for adhesive weights</p>	<p>Sonar system for automatic input of wheel width</p>	<p>Wheel Guard</p>

**OPTIONAL ACCESSORIES**

		
<p>Uni-lug</p>	<p>Upgrade Light Truck Cones</p>	<p>Touchscreen – 19"</p>



**SIRION PLUS**  
**“Wheel Balancer”****Main Features :**

- 19" LCD Monitor with 3D graphics.
- Easy operation with multi-functional keyboard
- Automatic Start by lowering the wheel guard.
- Automatic input of wheel distance and diameter.
- Automatic input of wheel width with sonar system
- Self-calibration and self-diagnosis programs.
- ALU/ALU-S/ALU-S1 programs for aluminum wheels.
- SPLIT (Hidden Weight) program to divide counterweights behind spokes of alloy rims.
- Optimization program to compensate the tyre unbalance with the rim unbalance.

**Technical Features :**

- Accuracy : 1g.
- Measuring time : 6 sec. (15")
- Max. wheel weight : 75 kg.
- Wheel diameter : 10" – 30"
- Wheel width : 1,5"-20"
- Power supply : 115/230 V., 50/60 Hz.
- Balancing speed : 100 rpm.

### STANDARD ACCESSORIES



Universal Flange and set of cones-quick ring nut, Width caliper & Plier

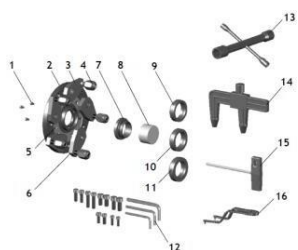


Sonar system for automatic input of wheel width



Wheel Guard

### OPTIONAL ACCESSORIES



Uni-lug



Upgrade Light Truck Cones



Touchscreen – 19"

**SIRION LX ECO**  
**"Wheel Balancer"****Main Features :**

- 19" LCD Monitor with 3D graphics.
- Automatic Start by lowering the wheel guard.
- Self calibration and self diagnosis programs.
- ALU programs and motorcycle programs.
- Automatic ALU-S and ALU-S1 programs
- SPLIT (Hidden Weight) program to divide counterweights behind spokes of alloy rims.
- Automatic input of wheel distance and diameter.
- Optimization program to compensate the tyre unbalance with the rim unbalance.

**Technical Features :**

- Accuracy : 1g.
- Measuring time : 8 sec.
- Max. wheel weight : 65 kg.
- Max. rim diameter : 24"
- Rim width : 1,5"-20"
- Power supply : 230 V., 1 Ph., 50/60 Hz.
- Balancing speed : 100 rpm.

### STANDARD ACCESSORIES



Universal Flange and set of cones-quick ring nut,  
Width calliper & Plier

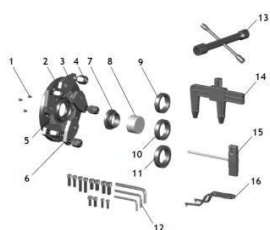


Sonar system for automatic  
input of wheel width



Wheel Guard

### OPTIONAL ACCESSORIES



Uni-lug



Upgrade Light Truck Cones



Touchscreen – 19"

## SIRION TRUCK

“Professional Wheel Balancer for Trucks & Cars”



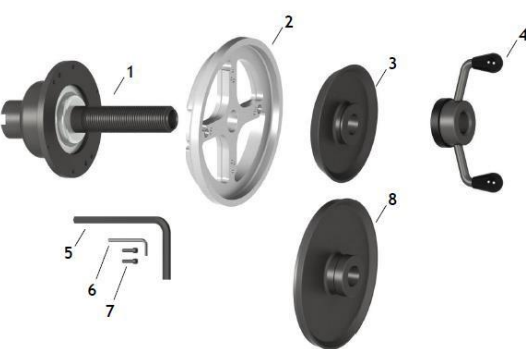


### Main Features :

- 24" LCD Monitor with 3D graphics.
- Fully automatic cycle with braking & pneumatic brake to ease locking/unlocking of the wheel as well as counterweight fitting.
- Selection of truck or car balancing modes
- Easy operation with multi-functional keyboard
- Automatic gauge for distance and diameter measurement
- Automatic Start by lowering the wheel guard.
- Self calibration and self diagnosis programs.
- ALU/ALU-S/ALU-S1 programs for aluminum wheels.
- SPLIT (Hidden Weight) program to divide counterweights behind spokes of alloy rims.
- Optimization program to compensate the tyre unbalance with the rim unbalance.
- The weight of the wheel can be increased up to 300kg according to the customer demands.

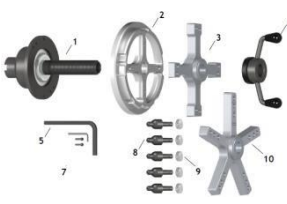



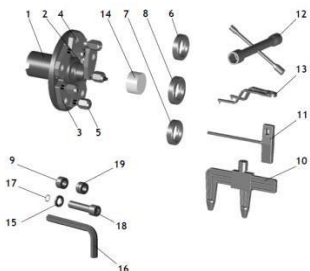
### Technical Features :

- Accuracy : 1gr. Car / 10gr Truck.
- Measuring time : 8 - 20 sec.
- Max. Wheel diameter : 1300 mm.
- Max. wheel weight : 250 kg.
- Wheel diameter : 10" - 30"
- Wheel width : 1,5"-20"
- Power supply : 115/230 V., 50/60 Hz.
- Balancing speed : 100 rpm Car / 80 rpm Truck.
- Air Pressure : 8-10 bar

#### STANDARD ACCESSORIES

		
Truck Adaptor Kit Cones	Width caliper and weight plier	Pneumatic Lift

#### OPTIONAL ACCESSORIES

			
Upgrade Truck Adaptor Kit Stars	Upgrade Light Truck Cones	Upgrade Car Cones	Touchscreen – 24”
			
Uni-lug for cars			