



PRODUCTS

I see trees of green, red roses too, I see them bloom, for me and you, And I think to myself, what a wonderful world.

IIM CAMPER

IIM CAMPER INC

Address: 2108 N ST N STE SACRAMENTO CA 95816-5712

E-mail: yana@iimcamper.com

CATALOGUE

1. INTRODUCTION
2. ROOF TOP TENT
3. ROOF TOP TENT Graphic Model
4. HIGH RACK
5. PICKUP Dining Car Floorplan
6. SUV Dining Car Constitute
7. MULTIFUNCTIONAL DINING TABLE
8. ELECTRIC SIDE STEP
9. ELECTRIC SIDE STEP CATERGORIES



INTRODUCTION

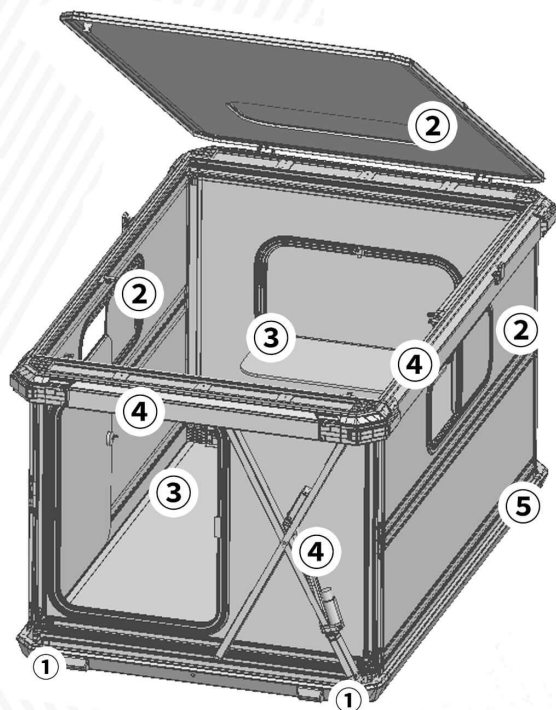
IIM CAMPER is an innovative brand specializing in multi-functional parts for SUV & Pickup. We are capable at discover various issues appearing during driving and finding solutions to design, developing and producing convenient, automatic and intelligent products to satisfy all vehicle owner's need.



IIM CAMPER



ROOF TOP TENT



Internal Open State

① Lighting

- ◆ Floor light ◆ Spotlight
- ◆ Ambient light & lighting lamp (both sides)

② Ventilation

- ◆ Sunroof ◆ Double side window
- ◆ Openable rooftop ◆ Door

③ Comfortability

- ◆ Thermal insulation board
(Environmentally friendly)
- ◆ Desktop ◆ 5CM carpet
- ◆ Viewing window

④ Safety

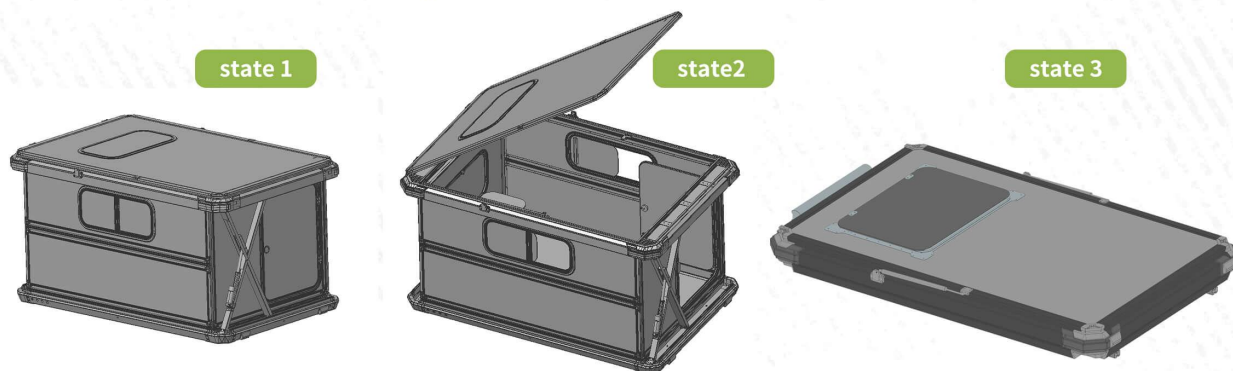
- ◆ Turn signal ◆ Brake light
- ◆ Early warning probes (both sides and rear)
- ◆ Scissor Support Arm(Stainless Steel)
- ◆ Aluminum alloy frame

⑤ Convenience

- ◆ Control switch ◆ Power interface



ROOF TOP TENT Graphic Model



Structure

Double scissors
Rubber hinge folding
Roller guide rail sliding

Benefit

Fully automatic lifting
Easily folded panels

Specifications

Exterior Dimensions

Length 2.25 m
Width 1.40 m
Height 1.14 m state 1
Height 2.20 m state 2
Height 0.22 m state 3
Weight 80KG
Load Capacity 400KG

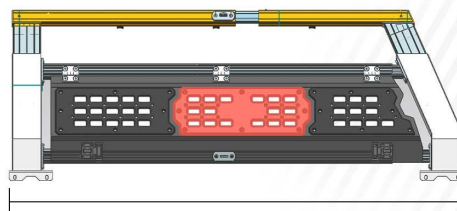
Inner Dimensions

Length 1.95 m
Width 1.27 m
Height 1.10 m

IIM CAMPER



HIGH RACK



Large Angle extension frame

Length range 1565-1905mm

Small Angle extension frame

Length range 1560-1900mm



Large Angle extension frame

Height range 505-665mm

Small Angle extension frame

Height range 490-640mm



Large Angle extension frame

Width range 1505-1885mm


Small Angle extension frame

Width range 1425-1725mm

IIM CAMPER



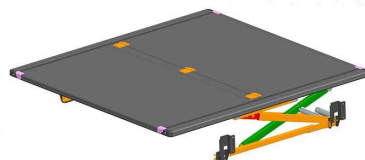
Tonneau Cover Floorplan



Applicable Size

Length: 1.66m

Width: 1.59m



Specifications

Dimensions

Length 1.72 m

Width 1.72 m

Height 0.35m

Material

Aluminum alloy

Painting

Oxidation Powder

Option

Pull-out luggage rack



Specifications

Length 1.66 m

Width 1.36 m

Height 0.14 m


Function

Anti-theft

Bigger space

Waterproof

Dustproof



Composition

A1-left scissor

A2-right scissor

A3-foldable cover

A4-iron plate weldment

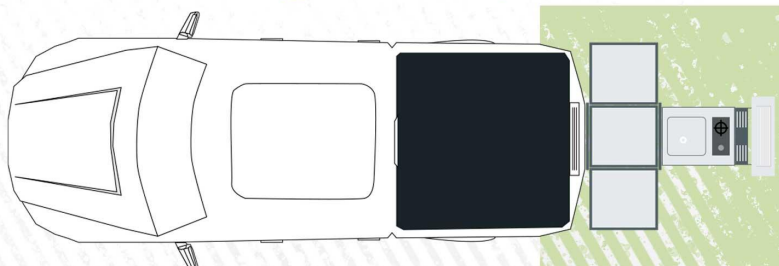
A5-support rod

A6-waterproof strip

IIM CAMPER



PICKUP Dining Car Floorplan



Module

Composition

Worktop
Sink
Stove
Grill
Support frame

Spread Dimensions

Length 1.74 m
Width 1.83 m
Height 0.80 m



Rear bumper



Built-in dining car



Support frame



Retractor

Specifications

A1 Dimensions

Length 1.90 m
Width 1.00 m
Height 0.35 m

A2 Dimensions

Length 0.76 m
Width 0.68 m
Height 0.22 m

A3 Dimensions

Length 0.91 m
Width 0.70 m
Height 0.09 m

A4 Dimensions

Length 1.00 m
Width 0.35 m
Height 0.18 m

Weight

Built-in dining car 60 KG
Rear bumper 33 KG





SUV Dining Car Constitute



A1 Outer container



A2 Built-in dining car



A3 Support frame

Specifications

A1 Dimensions

Length 0.80 m
Width 0.80 m
Height 0.30 m

A2 Dimensions

Length 0.76 m
Width 0.68 m
Height 0.22 m

A3 Dimensions

Length 0.91 m
Width 0.70 m
Height 0.09 m



Module

Composition

Worktop
Sink
Stove
Grill
Support frame

Spread Dimensions

Length 1.74 m
Width 1.83 m
Height 0.80 m

Weight

Built-in dining car 60 KG



MULTIFUNCTIONAL DINING TABLE



Spread



Pack Up



Specifications

Spread

X length: 0.5m

Y-direction length: 1.26m

Height: 0.6m

Pack Up

X length: 0.5m

Y-direction length: 0.265m

Height: 0.6m

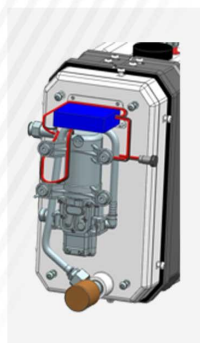
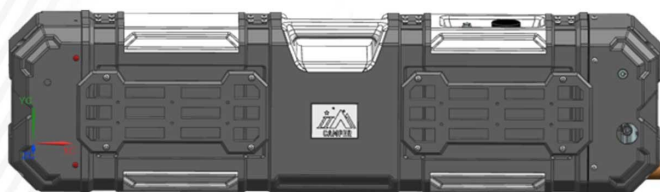
Function

- ◆Table tucked
- ◆Table open
- ◆Abyss light viewing function
- ◆Wireless charging area
- ◆control console
- ◆support frame
- ◆Storage function
- ◆PD and QC double interface

IIM CAMPER



WATER TANK



Function

- 1.Outer cladding decoration-Q235
- 2.Water tank body-HDPE
- 3.outlet for connectable water gun
4. Breathing valve
5. Water tank inlet
6. Triangular valve
7. storage battery
8. Power switch
9. Electric Micro Diaphragm Pump
10. Charging port
11. Nut rail with slider

Specifications

Spread

XX direction length: 0.3m

Y direction length: 1.16m

Width: 2.06m

Volume :about 50L

WOLLIN INTERNATIONAL

ELECTRIC SIDE STEP



IV_ASM_ASM



2LX-000_ASMOK



K8-1300_ASM_ASM



2LX3-000_ASMOK



MB-GD-0913_ASM



760MB-RH_ASM



TA-MB_ASM



WLC (WITH LED LIGHT)



942_STP00_ASM




CUSTOMIZED PEDAL

ELECTRIC SIDE STEP CATEGORIES



Integrated rotary structure



Split rotary structure



Four-bar linkage structure

An aerial photograph of a dense forest, likely a coniferous one, with a road running horizontally across the middle. The trees are in various shades of green, and some dead, white trees are visible. The word "THANKS" is written in large, white, sans-serif capital letters across the lower half of the image.

THANKS