

## Product Overview

With the new cuboid drawer, TBF series orgsystem expands its own system to the next level.


The basic cuboid drawer consist of two 50mm deep drawers and share the same footprint with TBF series cases.

Cuboid drawer can stack up as a drawer chest or mobile tool trolley.

There are many combinations to set up with TBF series case and cuboid drawer to suit your work.

### FEATURES

- Impact Resistant Body
- Quick Adjust Dividers
- Self-Latching Drawers
- Part of the TBF series Orgsystem
- Metal Ball Bearing Drawer Slides
- Both Sides Pegboard
- Fully Opening Drawers
- Modular Connectivity with All TBF series Components





## TBF-AT2

- TBF-AT2 / 2 Drawer
- SPECIFICATIONS
- Material: ABS
- OD: 456×372×250mm
- Case ID: 440×320×78mm
- Drawer ID: 395×287×50mm
- Weight: 7.7kg
- Drawer Load: 6kg
- Weight Capacity: 24kg



## TBF-AT4

- TBF-AT4 / 4 Drawer
- SPECIFICATIONS
- Material: ABS
- OD: 456×372×368mm
- Case ID: 440×320×78mm(1PSC)
- Drawer ID: 395×287×50mm(2PCS)
- Drawer ID: 395×287×100mm(1PCS)
- Weight: 12.5kg
- Drawer Load: 6kg
- Weight Capacity: 36kg



## TBF-AT6

- TBF-AT6 / 6 Drawer
- SPECIFICATIONS
- Material: ABS
- OD: 456×372×368mm
- Case ID: 440×320×78mm(1PSC)
- Drawer ID: 395×287×50mm(4PCS)
- Drawer ID: 395×287×100mm(1PCS)
- Weight: 17.5kg
- Drawer Load: 6kg
- Weight Capacity: 42kg




## TBF-AT12

- TBF-AT12 / 12D Tower
- SPECIFICATIONS
- Material: ABS
- OD: 456×372×985mm
- Case ID: 440×320×78mm(1PCS)
- Drawer ID: 395×287×50mm(10PCS)
- Drawer ID: 395×287×100mm(1PCS)
- Weight: 35kg
- Drawer Load: 6kg
- Weight Capacity: 84kg



## TBF-AT1D

- Drawer
- Size: 395×287×100mm(1PCS)



## TBF-AT2D


- Drawer (2 Drawer / 1 Set)
- Size: 395×287×50mm(1PCS)



**TBF-PB3P**  
PARTITION-3PCS



**TBF-PB19P**  
PARTITION-19PCS



## TBF-ATK001

### 121 PCS PROFESSIONAL TOOLS KIT

- 10- 1/4" DR. SOCKET 4-4.5-5-5.5-6-7-8-9-10-11 mm
- 1 - 1/4" DR. 35mm COUPLER
- 22- 1/4" DR. BIT
  - 3 - SL4, SL5.5, SL7; 5- H2.5, H3, H4, H5, H6;
  - 2 - PZ1, PZ2; 5- PH0, PH1, PH2 2, PH3;
  - 7 - TH10, TH15, TH20, TH25, TH27, TH30, TH40
- 2 - 1/4" & 1/2" DR. RATCHET HANDLE
- 2 - 1/4" & 1/2" DR. UNIVERSAL JOINT
- 2 - 1/4" DR. EXTENSION BAR 2", 6"
- 1 - 1/4" DR. SLIDING T BAR
- 2 - 1/2" DR. TM EXTENSION BAR 5", 10"
- 16- 1/2" DR. SOCKET
  - 12, 13, 14, 15, 16, 17, 18, 19, 20, 21, 22, 23, 24, 27, 30, 32mm
- 5 - PUNCH CHISEL SET
- 7 - 7-IN-1 INTERCHANGEABLE SCREWDRIVER
  - SL2.5x100mmL, SL3.5x100mmL, SL5.5x100mmL
  - SL6.5x100mmL, PH0x100mmL, PH1x100mmL, PH2x100mmL
- 1 - MULTI FUNCTIONAL TESTER 110V-250V AC
- 1 - TELESCOPING MAGNETIC PICK UP TOOL, 3.5 LBS
- 1 - BUTANE-POWERED SOLDERING IRON
- 1 - SOLDERING WIRE 60/40 ROSIN CORE DIA. 1.0mm
- 15 PCS EUROPEAN TYPE COMBINATION WRENCH SET
  - SIZE: 8, 9, 10, 11, 12, 13, 14, 15, 16, 17, 18, 19, 21, 22, 24 mm
- 1 - 10" LOCKING PLIERS
- 1 - 7" COMBINATION PLIERS APT-36001C•
- 1 - 7" DIAGONAL CUTTER PLIERS (HEAVY DUTY) APT-36006B
- 1 - 8" LONG NOSE PLIERS APT-36002C
- 1 - 9 1/2" (240mmL) PIPE PLIERS
- 9 PCS LONG TYPE BALL POINT KEY WRENCH SET
  - SIZE : 1.5, 2, 2.5, 3, 4, 5, 6, 8, 10mm
- 9 PCS LONG TYPE TORX KEY WRENCH SET
  - SIZE : T10, T15, T20, T25, T27, T30, T40, T45, T50
- 8 PCS SCREWDRIVER SET
  - SL : 6.5x150mm, 5.5x125mm, 4x80mm, 6.5x38mm
  - PH : #2x100mm, #1x80mm, #0x60mm, #2x38mm