



Gastite[®]

Gastite[®]
The System is the Solution[™]

PRODUCT CATALOGUE



- Patented Jacket-Lock[®] fitting eliminates exposed stainless steel beyond the nut
- Annealed for superior flexibility
- Pre-marked by the metre
- 75% fewer fittings in the average system
- No hot works required
- Connects directly to the meter box
- Suitable for internal and external use

FREE sizing app available



Gastite[®] original CSST system
is kitemarked under BS EN 15266



KM 587681
BS EN 15266

An approved choice...

Meeting relevant standards, **Gastite**[®]s corrugated stainless steel tubing (CSST) system can be used for the installation of natural gas and LPG and is an effective and efficient alternative to traditional piping methods, such as copper and steel.

Approved under BS EN 15266 for corrugated pipework up to DN50 with a maximum working pressure of 500mbar, **Gastite**[®] is a **safe, economical** and **efficient** way to install gas piping.

Suitable for installation within a wide range of construction projects, from new build developments to commercial and industrial builds, **Gastite**[®] CSST is suitable for use with **1st, 2nd** and **3rd family gases**.



KM 587681
BS EN 15266



Did you know that
Gastite CSST
is available in reel lengths from 30M to 90M with custom cuts available for larger projects?



Why choose Gastite®?

Designed to be **cost effective** and offer **superior flexibility** as well as **ease of installation**, **Gastite®** systems are the perfect choice for projects both large and small.

Key features and benefits of the Gastite® system include:

- Annealed for **superior flexibility**, Gastite® installs **30 – 70% faster** than traditional piping methods.
- **Pre-marked by the metre**, there's no measuring, rigid pipe cutting or threading; meaning **less waste** and **fewer fittings**.
- Gastite® CSST is suitable for both **internal** and **external installation** allowing for direct burial.
- **75% fewer fittings** in the average installation means a **safer system** with **less leak potential** and **reduced call backs**.
- Lightweight, 75 metres of DN15 weighs in at less than 20 kilos, (approx.), making it **easy to handle** and transport.
- Jacket engineered for thermal and UV resistance, making it **suitable for outdoor use**.
- Only **simple hand tools** such as a tubing cutter, wrenches and utility knife are required for installation.
- Supplied in one **continuous length**, Gastite® CSST can easily be routed through even complex structures.
- **No hot works** are required, meaning a quicker and safer installation.
- Gastite® systems **connect direct** to the meter box and appliances.
- XR2™ fittings **eliminate exposed stainless steel** beyond the nut thanks to the Jacket-Lock® fitting.
- **Robust** CSST with a minimum tubing wall thickness of .010.




For **technical advice** and **support** on your next project, call the team on

**01509
508939**

or email

info@gastite.co.uk



See **Gastite®** in action!

Scan now to see **Gastite®** from delivery to installation.

The Gastite[®] difference...

It's not just our **innovative products** that set us apart from our competitors, it's the care and attention that we offer our customers through our **unrivalled customer service** and **technical support**.



From our UK facility, we manufacture and distribute every order, ensuring installers have the products they need, when they need them.

What's more, our friendly and knowledgeable team are on hand to offer technical support and advice, simply call **01509 508939** or email **info@gastite.co.uk** to get in touch with a member of the team.



Design & Installation Guide

Available for free download via our APP or by visiting **www.gastite.co.uk**, our Design & Installation Guide is a comprehensive guide to planning, sizing and installing **Gastite[®] CSST** and fittings.

Along with full descriptions of the system and the system components, the guide also includes:

- Planning and sizing information.
- Guide to equivalent tubing lengths.
- Safety precautions.
- Installation best practice.
- Cutting and fitting assembly.
- Testing and purging.
- Warranty information.

Prefer a hard copy?
Email **info@gastite.co.uk**
to request one.



Continued support...

We have a wide range of resources available, call

01509 508939

email

info@gastite.co.uk

or visit the resources section of

www.gastite.co.uk

Need help sizing your project?

Whether it is **residential, commercial, new build, industrial** or **retro-fit**, whatever the type of project you are working on, our in-house team of installation specialists are on hand to help.

Working with you from your drawings and plans, our team will help you plan the best installation route, identify the length, and size, of CSST your project will require as well as identify any potential issues and how best to overcome them – saving you time and hassle on site.

And if it is a site visit you require, one of our technical sales managers will be happy to visit, offering additional support.



For more details
on our **FREE**
sizing service, call
01509 508939
or visit
www.gastite.co.uk



Where to buy...

Available exclusively through merchants, our product range includes CSST in a range of sizes and lengths, high-performance fittings, sleeving and accessories to help make installation even easier.

To benefit from the time and cost savings that choosing **Gastite®** brings, simply ask for **Gastite®** by name at your local plumbing & heating supplier.

Alternatively, visit **www.gastite.co.uk** and use our 'find a stockist' feature to find your nearest **Gastite®** stocked merchant.

Are you a merchant
not yet stocking
Gastite? Visit
www.gastite.co.uk
to find out
how to become
a Gastite stockist
or call
01509 508939.

Support when you need it...

While our friendly team are just a phone call away, we appreciate there are times when you want instant information. Which is why we've developed the **Gastite® Sizing APP**.

Available to **download free** from the App Store and Google Play, the easy to use APP puts you in control, no matter when, or where, you are.

Within the APP you will find:

- Easy to use **sizing guide** to find the size of CSST your project requires.
- Answers to our most **frequently asked questions**.
- Access to our comprehensive **Design & Installation Guide**.




Training options...

Although easy to work with, undertaking training in how to use **Gastite®** systems will ensure you fully **maximise** the **efficiency** and **cost-effectiveness** the system offers.

We offer the option of **free onsite** or **online training**, both of which can be taken at a time and place of your convenience. Whether you choose to train onsite or via our online programme, our course offers in-depth training to ensure you get the most from our products.

Topics covered within training sessions include:

- Where **Gastite®** can be used i.e. internal and external applications.
- How to terminate a **Gastite®** pipe.
- Interactive demonstrations (onsite training).
- In-depth look at  fittings.
- Tools required for efficient installation.

Following successful completion, training delegates will receive an installer certificate.



www.gastite.co.uk

is packed with product information and useful resources, as well as our online Certified Installer training programme.

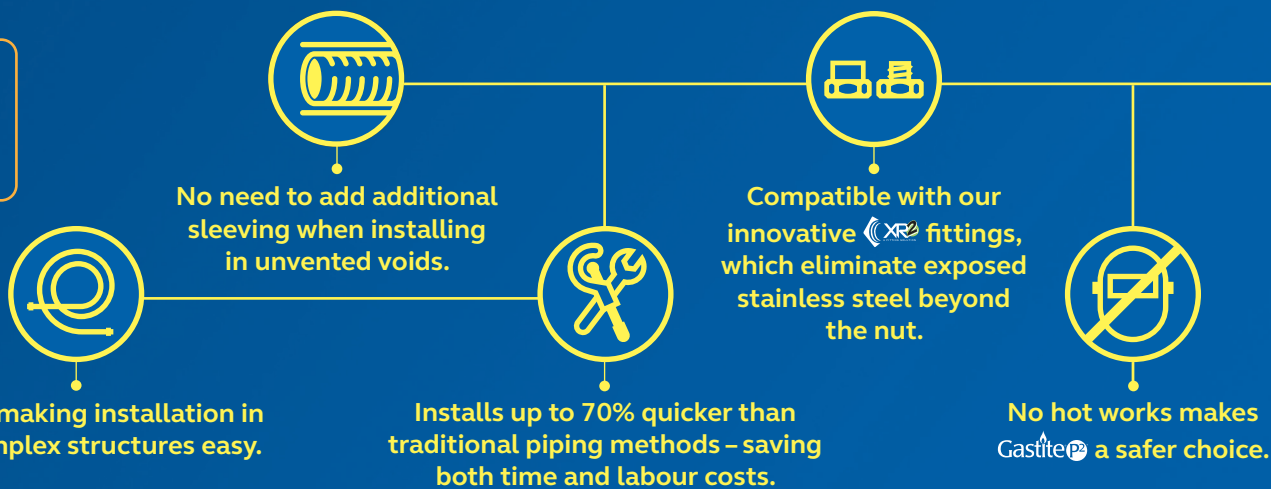

Check it out today!

Unvented void? Choose Gastite P2

Complete with an **integrated containment sleeve**, Gastite P2 is a **flexible, reliable** and **labour-saving** choice that makes installing gas pipe in **unvented voids** easier than ever before.

Gastite P2™ has been fully tested to comply with the CSST Benchmark scheme and all NHBC 2022 warranty requirements. **Gastite P2™** innovative design features a ridged underside on the external jacket, which creates space between the outer jacket and the inner pipe, ensuring that should it need to, any gas can ventilate.

Offering all the **durability** and **performance** you would expect from **Gastite®**, the outer jacket is robust enough to offer added protection to the inner CSST pipe, while still being flexible enough to make installation in even complex structures easy. **Gastite P2™** has been tested and passed by two of the UK's leading UCAS accredited assessors and conforms to EUROCLASS reaction to fire rating B-S1 d0.



Applications:

- For the supply of natural gas or LPG to an appliance.
- Suitable for installation in all modes of construction including residential, commercial, new build, industrial and retro-fit.
- For use in projects requiring CSST in sizes DN20 to DN50. A range of lengths are available.



• **Scan to see Gastite P2 in action!**

Working with Gastite P2?
A product specific Design & Installation Guide is now available.
Email info@gastite.co.uk for your copy.



Gastite® - the complete solution...

CORRUGATED STAINLESS STEEL TUBING (CSST)

Flexible and durable, with Gastite® CSST routing through even complex structures is made easy. Annealed for flexibility, for added convenience each length is pre-marked by the metre, allowing for easy measuring and installation.

Gastite® CSST also offers a minimum tubing wall thickness of .010; making it more robust than other CSST brands.

Application:

For the supply of natural gas or liquefied petroleum gas to appliances.

Material/specifications:

Tubing: stainless steel 1.4306-304L 10.0
Jacket: UV resistant polyethylene

GASTITE® P2™				
PART NO.	DESCRIPTION	PKG. QTY	KG./REEL*	REEL SIZE (DIA X WIDTH)
P2-DN20-30M	DN20-CSST-SLEEVED	30M/Coil	12.7	50cmx33cm
P2-DN20-75M	DN20-CSST-SLEEVED	75M/Coil	29.2	55cmx55cm
P2-DN25-30M	DN25-CSST-SLEEVED	30M/Coil	18.3	55cmx55cm
P2-DN25-45M	DN25-CSST-SLEEVED	45M/Coil	25.2	55cmx55cm
P2-DN25-75M	DN25-CSST-SLEEVED	75M/Coil	38.4	65cmx69cm
P2-DN25-90M	DN25-CSST-SLEEVED	90M/Coil	46.7	65cmx69cm
P2-DN32-45M	DN32-CSST-SLEEVED	45M/Coil	33.5	65cmx69cm
P2-DN32-75M	DN32-CSST-SLEEVED	75M/Coil	52.3	65cmx69cm
P2-DN32-90M	DN32-CSST-SLEEVED	90M/Coil	61.9	65cmx69cm
P2-DN40-45M	DN40-CSST-SLEEVED	45M/Coil	39.8	65cmx69cm
P2-DN40-75M	DN40-CSST-SLEEVED	75M/Coil	66.8	80cmx65cm
P2-DN50-45M	DN50-CSST-SLEEVED	45M/Coil	59.9	80cmx65cm

GASTITE® P2™ CONTRACTOR KIT (INCLUDES LENGTH OF P2 AND TWO MALE FITTINGS)				
PART NO.	DESCRIPTION	PKG. QTY.	KG/BOX	BOX SIZE (DIA X WIDTH)*
P2-KIT-DN20-10M	DN20 x 5M, 2 Male DN20 Fittings	10M	3.5	58.5cm x 22cm x 58.5cm
P2-KIT-DN20-15M	DN20 x 10M, 2 Male DN20 Fittings	15M	4.6	58.5cm x 22cm x 58.5cm
P2-KIT-DN25-10M	DN20 x 15M, 2 Male DN20 Fittings	10M	5.4	58.5cm x 22cm x 58.5cm
P2-KIT-DN25-15M	DN25 x 5M, 2 Male DN25 Fittings	15M	7.1	58.5cm x 22cm x 58.5cm
P2-KIT-DN32-10M	DN25 x 10M, 2 Male DN25 Fittings	10M	6.7	58.5cm x 22cm x 58.5cm
P2-KIT-DN32-15M	DN32 x 15M, 2 Male DN32 Fittings	15M	9.0	58.5cm x 22cm x 58.5cm

CORRUGATED STAINLESS STEEL TUBING (CSST)				
PART NO.	DESCRIPTION	PKG. QTY	KG./REEL*	REEL SIZE (DIA X WIDTH)*
CSST-EU-DN15-30M	DN15 - CSST - Flexible Gas Piping	30M/Coil	8.8	50cm x 33cm
CSST-EU-DN15-75M	DN15 - CSST - Flexible Gas Piping	75M/Coil	18.3	50cm x 33cm
CSST-EU-DN20-30M	DN20 - CSST - Flexible Gas Piping	30M/Coil	10.6	50cm x 33cm
CSST-EU-DN20-75M	DN20 - CSST - Flexible Gas Piping	75M/Coil	23.9	55cm x 55cm
CSST-EU-DN25-30M	DN25 - CSST - Flexible Gas Piping	30M/Coil	15.4	55cm x 55cm
CSST-EU-DN25-45M	DN25 - CSST - Flexible Gas Piping	45M/Coil	20.9	55cm x 55cm
CSST-EU-DN25-75M	DN25 - CSST - Flexible Gas Piping	75M/Coil	31.2	65cm x 69cm
CSST-EU-DN25-90M	DN25 - CSST - Flexible Gas Piping	90M/Coil	38.1	65cm x 69cm
CSST-EU-DN32-45M	DN32 - CSST - Flexible Gas Piping	45M/Coil	28.3	65cm x 69cm
CSST-EU-DN32-75M	DN32 - CSST - Flexible Gas Piping	75M/Coil	43.7	65cm x 69cm
CSST-EU-DN32-90M	DN32 - CSST - Flexible Gas Piping	90M/Coil	51.6	65cm x 69cm
CSST-EU-DN40-45M	DN40 - CSST - Flexible Gas Piping	45M/Coil	33.8	65cm x 69cm
CSST-EU-DN40-75M	DN40 - CSST - Flexible Gas Piping	75M/Coil	56.8	80cm x 65cm
CSST-EU-DN50-45M	DN50 - CSST - Flexible Gas Piping	45M/Coil	48.9	80cm x 65cm

CONTRACTOR KIT (INCLUDES LENGTH OF CSST, TWO MALE FITTINGS, AND INSTRUCTION SHEET)									
PART NO.	DESCRIPTION	PKG. QTY.	KG/BOX	BOX SIZE (DIA X WIDTH)*	PART NO.	DESCRIPTION	PKG. QTY.	KG/BOX	BOX SIZE (DIA X WIDTH)*
CSST-KIT EU-DN20-5	DN20 x 5M, 2 Male DN20 Fittings	5M	2.4	52cm x 14cm x 52cm	CSST-KIT EU-DN25-15	DN25 x 15M, 2 Male DN25 Fittings	15M	6.6	58.5cm x 22cm x 58.5cm
CSST-KIT EU-DN20-10	DN20 x 10M, 2 Male DN20 Fittings	10M	3.0	52cm x 14cm x 52cm	CSST-KIT EU-DN32-5	DN32 x 5M, 2 Male DN32 Fittings	5M	4.0	58.5cm x 22cm x 58.5cm
CSST-KIT EU-DN20-15	DN20 x 15M, 2 Male DN20 Fittings	15M	4.1	58.5cm x 22cm x 58.5cm	CSST-KIT EU-DN32-10	DN32 x 10M, 2 Male DN32 Fittings	10M	6.2	58.5cm x 22cm x 58.5cm
CSST-KIT EU-DN25-5	DN25 x 5M, 2 Male DN25 Fittings	5M	3.0	58.5cm x 22cm x 58.5cm	CSST-KIT EU-DN32-15	DN32 x 15M, 2 Male DN32 Fittings	15M	8.5	58.5cm x 22cm x 58.5cm
CSST-KIT EU-DN25-10	DN25 x 10M, 2 Male DN25 Fittings	10M	4.9	58.5cm x 22cm x 58.5cm					

*Packed weights, reel and box sizes are approximate and may be subject to change.

Installing in unvented voids?

Gastite P2 is a flexible, pipe-in-pipe solution.

SCAN NOW



A system you can trust...

XR2™ SERIES FITTINGS

Designed exclusively for use with **Gastite®** CSST, our high-performance fittings have a toolless flare design with no special tools required for installation. The patented Jacket-Lock® fitting eliminates exposed stainless steel beyond the nut and the self-guiding assembly ensures a perfectly even flare. All components are reusable. See below for the complete range of fittings available.

Application:

- Straight fittings connect the flexible gas piping to the gas supply, distribution manifolds or gas appliances.
- Copper compression fittings connect the flexible gas pipe directly to copper pipework.
- Tee fittings create a branch line on tubing runs.
- Couplings allow for the splicing of, and additions to, the flexible gas piping.

Material/specifications:

Fitting adapter, bushings and nut – all brass.

XR2™ SERIES STRAIGHT MALE FITTING (ADAPTER/NUT/BUSHING)

PART NO.	DESCRIPTION	PKG. QTY	KG (EA)*
XR2-MEU-DN15	DN15 - 1/2" Male BSPT	1	.14
XR2-MEU-DN20	DN20 - 3/4" Male BSPT	1	.19
XR2-MEU-DN25	DN25 - 1" Male BSPT	1	.29
XR2-MEU-DN32	DN32 - 1-1/4" Male BSPT	1	.42
XR2-MEU-DN40	DN40 - 1-1/2" Male BSPT	1	.65
XR2-MEU-DN50	DN50 - 2" Male BSPT	1	1.08



XR2™ SERIES TEE FITTING

PART NO.	DESCRIPTION	PKG. QTY	KG (EA)*
XR2-TEU-DN15	DN15 - Tee Fitting	1	.41
XR2-TEU-DN20	DN20 - Tee Fitting	1	.63
XR2-TEU-DN25	DN25 - Tee Fitting	1	1.02



XR2™ SERIES STRAIGHT FEMALE FITTING (ADAPTER/NUT/BUSHING)

PART NO.	DESCRIPTION	PKG. QTY	KG (EA)*
XR2-FEU-DN15	DN15 - 1/2" Female BSPT	1	.14
XR2-FEU-DN20	DN20 - 3/4" Female BSPT	1	.2
XR2-FEU-DN20-15P	DN20 - 1/2" Female BSPT	1	.22



COPPER COMPRESSION FITTING

PART NO.	DESCRIPTION	PKG. QTY	KG (EA)*
XR2-CCEU-DN15X15	DN15 x 15 Copper Compression Fitting	1	.14
XR2-CCEU-DN20X15	DN20 x 15 Copper Compression Fitting	1	.20
XR2-CCEU-DN20X22	DN20 x 22 Copper Compression Fitting	1	.22
XR2-CCEU-DN25X22	DN25 x 22 Copper Compression Fitting	1	.32
XR2-CCEU-DN25X28	DN25 x 28 Copper Compression Fitting	1	.33
XR2-CCEU-DN32X22	DN32 x 22 Copper Compression Fitting	1	.39
XR2-CCEU-DN32X28	DN32 x 28 Copper Compression Fitting	1	.41
XR2-CCEU-DN32X35	DN32 x 35 Copper Compression Fitting	1	.42



XR2™ SERIES COUPLING

PART NO.	DESCRIPTION	PKG. QTY	KG (EA)*
XR2-CEU-DN15	DN15 - Coupling	1	.22
XR2-CEU-DN20	DN20 - Coupling	1	.32
XR2-CEU-DN25	DN25 - Coupling	1	.5
XR2-CEU-DN32	DN32 - Coupling	1	.59
XR2-CEU-DN40	DN40 - Coupling	1	.9
XR2-CEU-DN50	DN50 - Coupling	1	1.8



SLEEVING

PART NO.	DESCRIPTION	PKG. QTY.	KG/ BOX	SIZE (DIA X WIDTH)*
GTDUCT-DN2025-50M	50mm Corrugated Flexible Sleeve internal dim: 45mm	50M	7.5	88cm x 26cm
GTDUCT-DN3240-50M	63mm Corrugated Flexible Sleeve internal dim: 55mm	50M	11.0	97cm x 30cm



GASTITE® ACCESSORIES

PART NO.	DESCRIPTION	PKG. QTY	KG (EA)*
GTCUTTER-SM	Cutter with flat rollers - 3/8" - 1" (.95cm - 2.54cm)	1	.7
GTCUTTER-LG	Cutter with flat rollers - Up to 2" (5.08cm)	1	.9
GTBLADE-SM-5	Replacement blade for GTCUTTER-SM	1	.02
GTBLADE-LG-5	Replacement blade for GTCUTTER-LG	1	.04
GT-TAPE	10M (approx.) self amalgamating jacket repair tape	1	.13



*Packed weights, reel and box sizes are approximate and may be subject to change.

Frequently asked questions...

Check out some of the more frequently asked questions about **Gastite®** products.

I'm Gas Safe Registered, can I buy from you direct?

Our products are available exclusively through merchants. Ask at your local supplier for **Gastite®**.

Can **Gastite® CSST be buried?**

Yes, it can. **Gastite®** CSST is suitable for both internal and external installation allowing for direct burial. The manufacturer's instructions must be adhered to, visit www.gastite.co.uk and download the Design & Installation Guide for full details.

Can **Gastite® fittings be buried?**

Our fittings must only be installed in an accessible and ventilated area and as such must not be buried.

Can I use your fittings with another supplier's CSST?

Our innovative fittings have been designed to work exclusively with **Gastite®** CSST. Offering ease of installation, they require no special tools to install and the patented **Jacket-Lock®** fitting eliminates exposed stainless steel beyond the nut.

Are specialist tools/equipment required to install **Gastite®?**

No! In fact, **Gastite®** CSST can be installed with just simple hand tools such as a tubing cutter, wrenches and utility knife and because the patented **Jacket-Lock®** fitting eliminates exposed stainless steel beyond the nut, it ensures that all cuts look neat and tidy.

Can jointing paste be used to terminate a **Gastite® fitting?**

No, jointing paste must not be used in, or on, the interior portion of the **Gastite®** fitting. If you require further guidance, email info@gastite.co.uk.

Can **Gastite® be used in combination with copper and steel?**

It can. The male thread can be used as the connecting interface to copper or steel.

Can I use any bubble solution to check for a leak?

No. Using leak detection solutions which contain chloride compounds, often found in common soaps such as dishwashing solutions, can corrode **Gastite®** CSST and should not be used. When choosing a leak detection solution to use with **Gastite®** CSST it should have a sulphur chlorine and halogen content of less than 10ppm.

Does it matter which pipe sizing table I use?

Yes, it does – only the **Gastite®** sizing table should be used. You can find the sizing table in our Design & Installation Guide which is available via www.gastite.co.uk or through our FREE to download APP available on the App Store or Google Play.

What about projects with long runs – are longer lengths available?

Our standard reel lengths are 30M to 90M, depending on pipe size required. Custom lengths, for large and multi-family projects, are also available. Call **01509 508939** to discuss your requirements.

I am using **Gastite® P2™, what fittings do I need?**

Gastite® P2™, is compatible with our existing range of XR2™ fittings. When ordering **Gastite®** P2™, simply choose the same-sized fittings as the pipe required.



For further advice and guidance, speak to your local merchant or call the team on

**01509
508939**

A step-by-step guide to cutting and terminating Gastite pipe.



Tools required: Cutter designed to cut stainless steel
Utility knife
Wrenches

Working with Gastite P2?
The pipe is compatible with the XR range of fittings and termination is exactly the same.



STEP 1: Cut to length

Using a cutter designed to cut stainless steel, cut the CSST to the desired length by placing the cutter's rollers between two of the pipe's corrugations. Using light pressure, rotate the cutter in one direction to create a neat cut. To ensure a quality flare, all cuts should be made on a straight section of tubing.



STEP 2: Strip the cover

Using a utility knife, strip the cover back to the second corrugation. Remove the cut section. **Caution: The cut tube end may be sharp.**

If using Gastite P2™ care should be taken to gently slice the outer, secondary jacket. This jacket can then be teased down to a length of around 15cm. Score around this section and discard. Inspect the inner sleeved pipe for any damage and repair if required.



STEP 3: Fit the XR fitting

Thread the fitting body into the appliance. Slide the nut over the tubing. Separate the bushing and position, as shown in image 3, into the valley of the first corrugation. This will leave one corrugation top exposed between the end of the bushing and tubing. The bushings will now be able to capture the jacket for a contaminant resistant seal.

Note: The cover locking feature of the Jacket-Lock fitting is not required to produce a gas tight seal between the fitting and the tubing. Sealing compound or paste must not be used inside the fitting prior to assembly.



STEP 4: Position the bushings

Insert the bushings into the fitting body. A small amount of resistance indicates the bushings are being compressed to further capture the cover.

Note: The piloting feature of the bushings ensures the tubing is aligned properly with the fitting body for a uniform flare and a gas tight seal.



STEP 5: Final torque

Slide the nut over the bushings and thread onto the fitting body.

Note: Some resistance will be experienced as the nut begins to compress the corrugation and create the double wall flare.

Continue to thread the nut until resistance to wrenching increases greatly and the double wall flare is tightly seated.

Note: During the tightening process rotate the nut only; do not rotate the fitting body.

Any portions of the stainless steel tubing which are exposed must be wrapped with tape or sleeved to prevent threats by acids or chloride-based cleaning solutions for masonry. Self-bonding silicone tape or rubber mastic tape is recommended here for durability.


Competence

Please note: All gas installation work shall be carried out by a business or self-employed operative who is a member of a class of persons approved by the Health and Safety Executive (HSE). Currently Gas Safe Register is the Registration Body.

Acceptable certificates of competence are those issued under:

- Nationally Accredited Certification Scheme (ACS) for individual gas fitting operatives
- Scottish/National Vocational Qualifications (NVQ) that have been aligned to ACS in matters of gas safety.

Visit **Gastite UK** on **YouTube** to watch our 'How to terminate a Gastite pipe' video to see terminating our CSST in action.





Customer service and technical support
are only a phone call away:

01509 508939



- Patented Jacket-Lock® fitting eliminates exposed stainless steel beyond the nut
- Annealed for superior flexibility
- Pre-marked by the metre
- 75% fewer fittings in the average system
- No hot works required
- Connects directly to the meter box
- Suitable for internal and external use

Gastite[®]
The System is the Solution™

Gastite[®] UK

Telephone: **01509 508939**

Email: **info@gastite.co.uk**

Web: **www.gastite.co.uk**



PLEASE RECYCLE
THIS BROCHURE 

PC/DEC/24