



*THE BEST*

*FUNCTIONALITY, QUALITY, DURABILITY*





Founded in 1990, PT DIANSURYA GLOBAL is  
a joint venture company of:

PT. Multifortuna Asindo Indonesia

and

Shing San Yee (BVI) Limited Taiwan

PT. Multifortuna Asindo is a holding company, who is one of the owners of PT. Surya Toto Indonesia (TOTO), Indonesia's leading sanitary wares company. As of 2022, PT. DIANSURYA GLOBAL is fully under PT. Multifortuna Asindo Indonesia.

PT. DIANSURYA GLOBAL specialized in OEM services since the formation of DSG. The OEM manufacturing process begins with detailed market research that leverages the know-how and technical skill we have cultivated since the formation of DSG. Since our owner also owns PT. Surya Toto Indonesia, we frequently trade our expertise with them. This is an advantage that no other company has.

We offer an abundance of materials, designs, and techniques. With just a single concentrated manufacturing plant, we strive to provide the best quality products; we mobilize our every resource right through to the final stage of the customer's brand goods production process.

In 2011, PT. DIANSURYA GLOBAL started a brand-new division that manufactures Zinc Die Cast Products. This division produces materials that are made of Zinc and is currently supplying wholly for PT. Surya TOTO Indonesia and TOTO Global.

### Range of Products:

- Copper Alloy (Brass and Bronze) products, such as:  
Coupling, floor strainer, floor drain, hydrant box, water meter body, gate valve, ball valve, y-strainer, etc.  
Suitable for Water, Oil, or Gas industries.
- Zinc Die Cast products  
We can make virtually any parts to any shapes with zinc materials, please visit our Zinc Die Casting page for more information.
- We are also able to supply any other industrial products and parts that are made of Brass, Bronze, or Zinc with competitive price and to deliver in a timely manner. Please do not hesitate to contact us for any questions you may have.

### Environment and Safety

As a company and as individuals, we take great pride in contributing to the communities where we live and work.

We also care about the environment and are proud of the many ways in which our employees work to safeguard it.

### Our Work

We take great pride of our work. We recognize that R&Ds are endless ventures. That's why our employees work daily to find newer, cleaner ways to manufacture our products.



## FUNCTIONALITY

Each of our products are carefully designed to meet the specific needs of our customers. We provide a wide versatile range of products just to give you the tool that best fit the job.

## QUALITY

Our products are manufactured under stringent quality control from Japan. You can be sure that each product is precision engineered exceeding the specifications.

## DURABILITY

With a 2 years standard manufacturer's warranty (with Brass Material for **Water, Oil & Gas**) and 1 year standard manufacturer's warranty (with **Bronze** Material for **Salt, Cosmetic & Chemical**) covering all of our products, you can be assured of the reliability and durability of our products even in the most demanding locations.







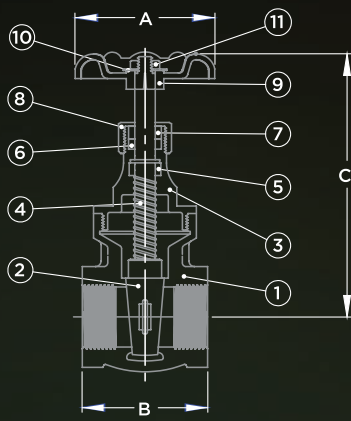

# VALVE

*Allows, obstructs, and controls the flow of liquids, gases, and vapors in a piping system.*



TYPE 125 BRASS GATE VALVE

Screwed bonnet, Non-rising stem, Solid Wedge disc, Integral seat, Threaded ends to B521 or NPT. Designed to MSS SP-80. Not intended for use in portable water.



200 psi W.O.G. Non Shock

**MATERIALS**

No.	Parts	Material
1	Body	Brass
2	Disc	Brass
3	Bonnet	Brass
4	Stem	Brass Rod
5	Lock Nut	Brass Rod
6	Packing	Teflon
7	Gland	Brass Rod
8	Packing Nut	Brass
9	Hand Wheel	Cast Iron
10	Name Plate	Aluminium
11	Handle Nut	Steel Galvanized

Pneumatic pressure test : 6 kg/cm2 (Air Under Water)

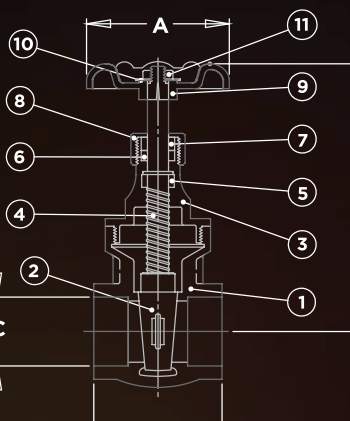

(mm)

**DIMENSION**

Size	Ø	Inch	1/2"	3/4"	1"	1-1/4"	1-1/2"	2"	2-1/2"	3"
	mm	mm	15	20	25	32	38	50	63,5	76
A	Hand wheel Ø		54	60	70	79	89	99	118	126
B	End to end		43	49	59	61	63,5	72	80	100,5
C	Height		76,5	86,5	99,5	119	136	155	190	220

CLASS 125 BRONZE GATE VALVE SOLDER ENDS

Screwed bonnet, Non-rising stem, Solid Wedge disc, Integral seat, Threaded ends to B521 or NPT. Designed to MSS SP-80. Not intended for use in portable water.



**MATERIALS**

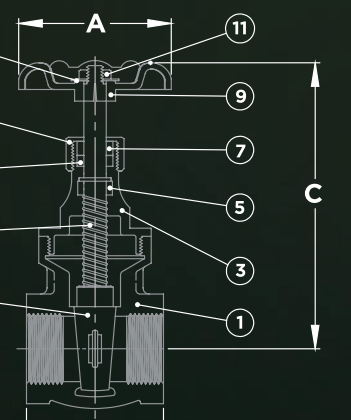

No.	Parts	Material
1	Body	Brass
2	Disc	Brass
3	Bonnet	Brass
4	Stem	Brass Rod
5	Lock Nut	Brass Rod
6	Packing	Teflon
7	Gland	Brass Rod
8	Packing Nut	Brass
9	Hand Wheel	Cast Iron
10	Name Plate	Aluminium
11	Handle Nut	Steel Galvanized

**DIMENSION**

Size	Inch	1/2"	3/4"	1"	1-1/4"	1-1/2"	2"	2-1/2"	3"	4"
	mm	15	20	25	32	38	50	63,5	76	102
A	Hand wheel Ø		54	60	70	79	89	99	118	126
B	End to end		44	53,5	64	75	82	94	114	130
C	Pipe Ø		15	22	28	35	42	54	66,8	76,5
D	Height		76,5	86,5	99,5	119	136	155	190	243

TYPE 150 BRONZE GATE VALVE

Screwed bonnet, Non-rising stem, Solid Wedge disc, Integral seat, Threaded ends to B521 or NPT. Designed to MSS SP-80. Not intended for use in portable water.



300 psi W.O.G. Non Shock

**MATERIALS**

No.	Parts	Material
1	Body	Bronze
2	Disc	Bronze
3	Bonnet	Bronze
4	Stem	Brass Rod
5	Lock Nut	Brass Rod
6	Packing	Teflon
7	Gland	Brass Rod
8	Packing Nut	Brass
9	Hand Wheel	Cast Iron
10	Name Plate	Aluminium
11	Handle Nut	Steel Galvanized

Pneumatic pressure test : 6 kg/cm2 (Air Under Water)

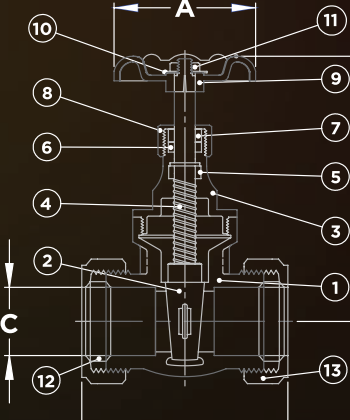

(mm)

**DIMENSION**

Size	Inch	1/2"	3/4"	1"	1-1/4"	1-1/2"	2"	2-1/2"	3"	4"
	mm	15	20	25	32	38	50	63,5	76	102
A	Hand wheel Ø		54	60	70	79	89	99	118	126
B	End to end		43	49	59	61	63,5	72	80	100,5
C	Height		76,5	86,5	99,5	119	136	155	190	220

TYPE 150 BRONZE GATE VALVE

Screwed bonnet, Non-rising stem, Solid Wedge disc, Integral seat, Threaded ends to B521 or NPT. Designed to MSS SP-80. Not intended for use in portable water.



300 psi W.O.G. Non Shock

**MATERIALS**

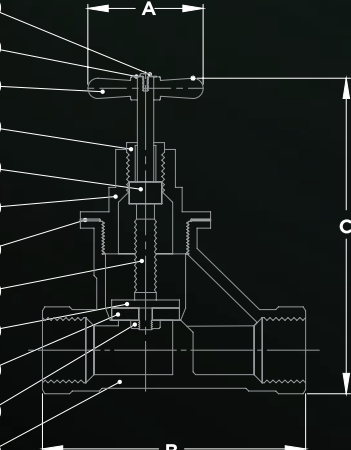

No.	Parts	Material
1	Body	Bronze
2	Disc	Bronze
3	Bonnet	Bronze
4	Stem	Brass Rod
5	Lock Nut	Brass Rod
6	Packing	Teflon
7	Gland	Brass Rod
8	Packing Nut	Brass Rod
9	Hand Wheel	Cast Iron
10	Name Plate	Aluminium
11	Handle Nut	Steel Galvanized
12	Ring	Bronze
13	Comp. Nut	Bronze

**DIMENSION**

Size	Inch	1"	1-1/4"	1-1/2"	2"	
	mm	25	32	38	50	
A	Hand wheel Ø		70	79	89	99
B	End to end		91	107	115	125
C	Pipe Ø		28	35	42	54
D	Height		99,5	119	136	155

BS 1010 BRONZE STOP VALVE

Screwed bonnet, Rising stem, Swivel disc, Integral seat, Threaded ends. Not intended for use in portable water.



300 psi W.O.G. Non Shock

**MATERIALS**

No.	Parts	Material
1	Body	Bronze
2	Disc	Bronze
3	Rubber Seat	Rubber
4	Washer Plate	Brass Rod
5	Stem	Brass Rod
6	Gasket	Non Asbestos

Hydrostatic Test Pressure : Body 20 Bar  
Seat 20 Bar

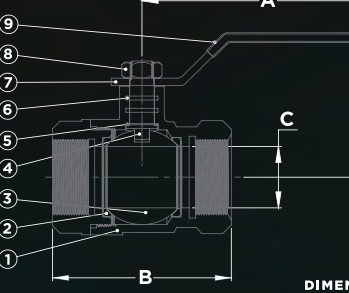

Pneumatic Test : Body 5 Bar  
Seat 5 Bar

**DIMENSION**

Size	Inch	1/2"	3/4"	1"	
	mm	15	20	25	
A	Hand wheel Ø		51	62	65
B	End to end		75	96,5	104,5
C	Height, Valve Open		109	135	158

TYPE 400 BRASS BALL VALVE

Screwed body cap, PTFE seats, Blowout proof stem, Threaded ends. Not intended for use in portable water.



400 psi W.O.G. Non Shock  
100 psi / 148,8° C

**MATERIALS**

No.	Parts	Material
1	Body	Brass
2	Seat	PTFE
3	Ball	Brass (Chrome Plated)
4	Stem	Brass Rod
5	Stem Seal	PTFE
6	O-Ring	NBR
7	Handle	SUS 304
8	Handle Nut	Steel Galvanized
9	Handle Sleeve	PVC

Test Pressure : Shell 600 psi (Hydrostatic)  
Seat 80 psi (Air)

Also available with Teflon coating for abrasive resistance.

**DIMENSION**

Size	Inch	1/2"	3/4"	1"	1-1/4"	1-1/2"	2"
	mm	15	20	25	32	38	50
A	Lenght of Handle		102	102	132	132	153
B	End to end		65	68	79	86	96
C	Bore Size		10	15	20	25	33
D	Height		45	50	55	60	65

TYPE 600 BRONZE BALL VALVE

Screwed bonnet, Non-rising stem, Solid Wedge disc, Integral seat, Threaded ends to B521 or NPT.  
Not intended for use in portable water.

600 psi W.O.G. Non Shock  
150 psi SATURATED STEAM

**MATERIALS**

No.	Parts	Material
1	Body	Bronze
2	Seat	PTFE
3	Ball	Brass (Chrome Plated)
4	Stem	Brass Rod
5	Stem Seal	PTFE
6	O-Ring	NBR
7	Handle	SUS 304
8	Handle Nut	Steel Galvanized
9	Handle Sleeve	PVC

Test Pressure : Shell 600 psi (Hydrostatic)  
Seat 80 psi (Air)

Also available with Teflon coating for abrasive resistance.

**DIMENSION** (mm)

Size	Inch	1/2"	3/4"	1"	1-1/4"	1-1/2"	2"
A	Lenght of Handle	102	102	132	132	153	153
B	End to end	65	68	79	86	96	109
C	Bore Size	10	15	20	25	33	40
D	Height	45	50	55	60	65	75

TYPE 125 BRONZE VERTICAL SPRING CHECK VALVE

Screwed bonnet, Non-rising stem, Solid Wedge disc, Integral seat, Threaded ends to B521 or NPT.  
Designed to MSS SP-80. Not intended for use in portable water.

125 psi

**MATERIALS**

No.	Parts	Material
1	Body	Bronze
2	Spring	SUS 304
3	Seal	Rubber
4	Piston	Bronze
5	Cap	Bronze

**DIMENSION** (mm)

Size	Inch	1/2"	3/4"	1"	1-1/4"	1-1/2"	2"
A	Height	46	55	55,5	61,5	73,7	97,5

TYPE 600 BRONZE BALL THREE PIECES & THREADED END

Screwed body cap, PTFE seats, Blowout proof stem, Threaded ends.  
Not intended for use in portable water.

**MATERIALS**

No.	Parts	Material
1	Body	Bronze
2	End Cap	Bronze
3	Ball	Bronze
4	Joint Gasket	PTFE
5	Seat	PTFE
6	Stem Seal	PTFE
7	Washer	SUS 304
8	Hex. Nut	SUS 304
9	Stem Packing	PTFE
10	Stem	Brass Rod
11	Gland Sreew	Brass Rod
12	Handle	Iron
13	Washer	Iron
14	Handle Nut	Iron
15	Handle Sleeve	Vinyl
16	Bolt	SUS 304

Test Pressure : Shell 900 psi ( hydrosstatic )  
Seat : 80 psi ( Air )

**DIMENSION** (mm)

Size	Inch	1/2"	3/4"	1"	1-1/4"	1-1/2"	2"
A	Lenght of Handle	102	102	129	129	154	154
B	End to end	65,8	74,7	81,8	96,2	111,8	124,6
C	Bore Size	15	20	25	32	38	50
D	Height	49	53	64	69	81	89

BRONZE MAIN COCK

Screwed bonnet, Non-rising stem, Solid Wedge disc, Integral seat, Threaded ends to B521 or NPT.  
Not intended for use in portable water.

**MATERIALS**

No.	Parts	Material
1	Plug	Bronze
2	Body	Bronze
3	Washer	Steel Chromate
4	Nut	Bronze

**DIMENSION** (mm)

Size	Inch	1/2"	3/4"	1"	1-1/4"	1-1/2"	2"
A	End to end	52,5	57,8	63,7	80,4	85,5	101,2
B	Height	30,5	39	39	59,2	64	72

TYPE 100 BRONZE GLOBE VALVE

Screwed bonnet, Rising stem, Swivel disc, Integral seat, Threaded ends. Designed to MSS SP-80.  
Not intended for use in portable water.

125 psi W.O.G. Non Shock

**MATERIALS**

No.	Parts	Material
1	Body	Bronze
2	Nut	Steel Galvanized
3	Ring	Brass
4	Seal Disc	Rubber
5	Disc	Bronze
6	Bonnet	Bronze
7	Stem	Brass Rod
8	Gland Packing	Teflon
9	Packing Nut	Brass
10	Handwheel	Cast Iron
11	Name Plate	Aluminium
12	Handle Nut	Steel Galvanized

Pneumatic Test Pressure : Shell 200 psi  
Sheet 125 psi

**DIMENSION** (mm)

Size	Inch	1/2"	3/4"	1"	1-1/4"	1-1/2"	2"
A	Hand wheel Ø	54	59	69	79	89	99
B	End to end	48	51	64	84	100	118
C	Height	66	77	90	125	144	172

BRONZE SWING CHECK VALVE

Screwed body cap, PTFE seats, Blowout proof stem, Threaded ends. Designed to MSS SP-80.  
Not intended for use in portable water.

125 psi


**MATERIALS**

No.	Parts	Material
1	Body	Bronze
2	Swing	Bronze
3	Stop Plug	Bronze
4	Hinger Pin	Brass
5	Cap	Bronze

**DIMENSION** (mm)

Size	Inch	1/2"	3/4"	1"
A	End to end	59,5	69,5	79
B	Height	40,5	44	51



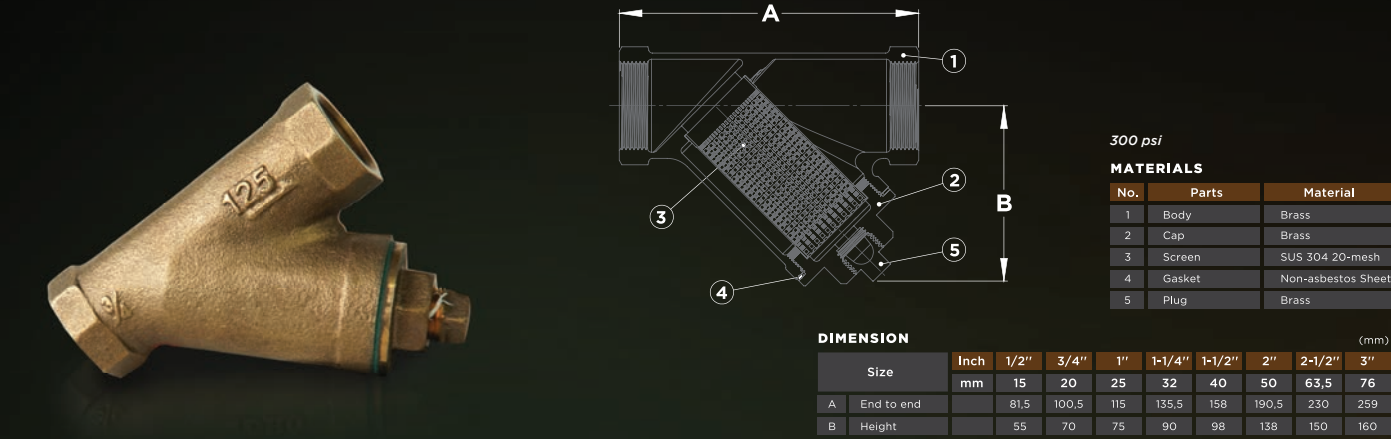


# FITTINGS

*Allow multiple pipes to be connected to cover longer distances, increase or decrease the size of the pipe or tube.*

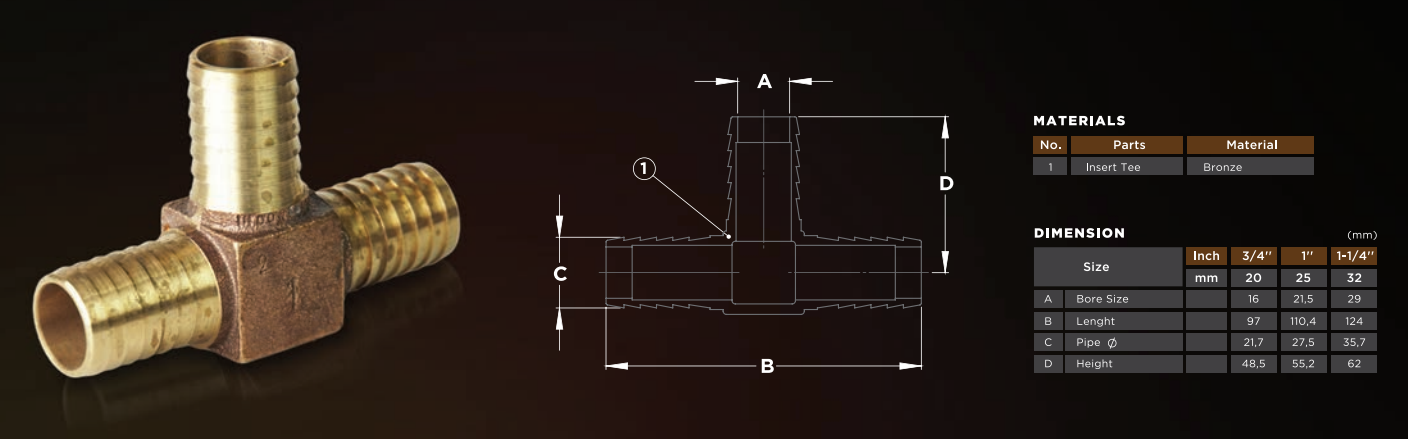
TYPE 125 BRASS Y-PATTERN STRAINER

Screwed bonnet, Non-rising stem, Solid Wedge disc, Integral seat, Threaded ends to B521 or NPT.  
Not intended for use in portable water.



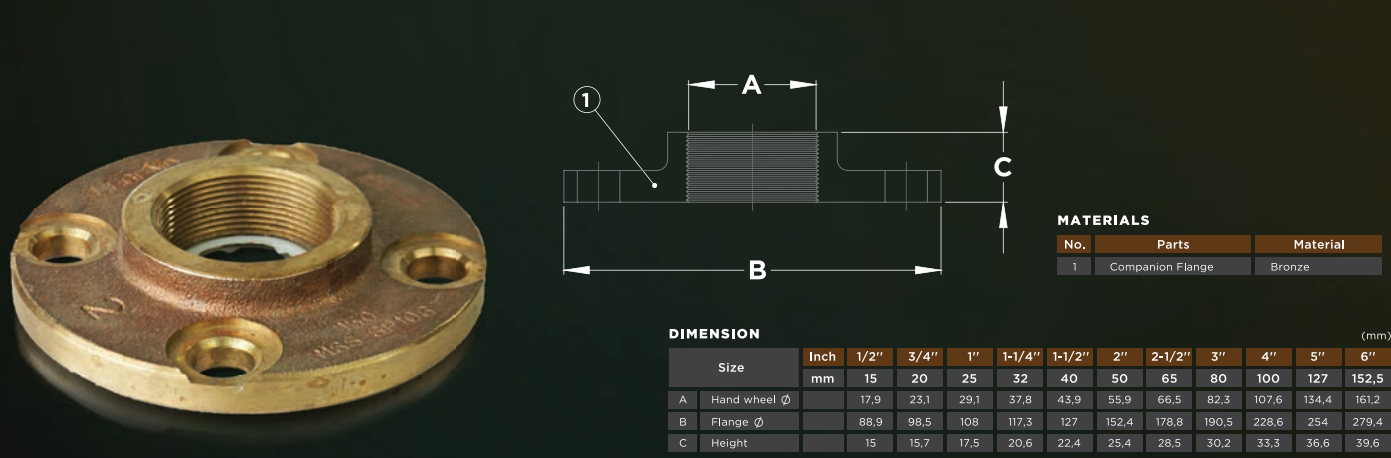
BRONZE INSERT TEE

Not intended for use in portable water.



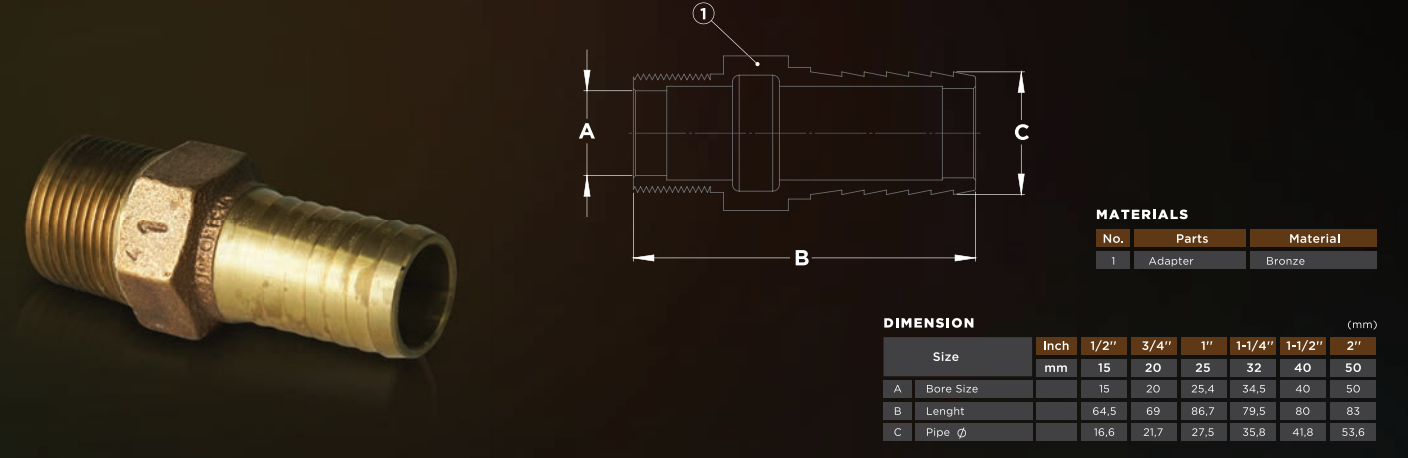
BRONZE COMPANION FLANGE

Not intended for use in portable water.



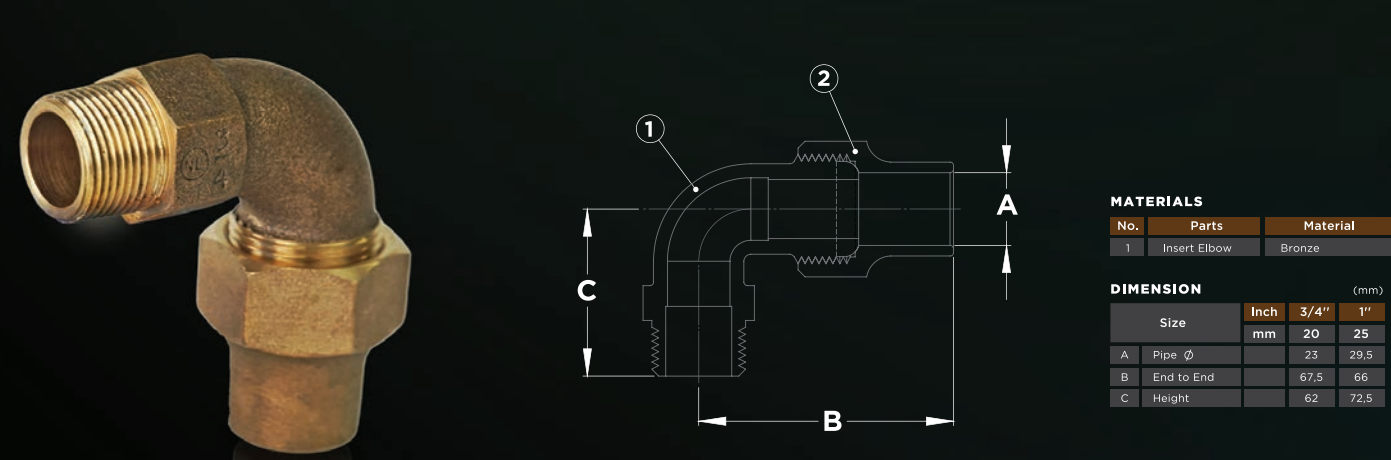
BRONZE MALE ADAPTER

Not intended for use in portable water.



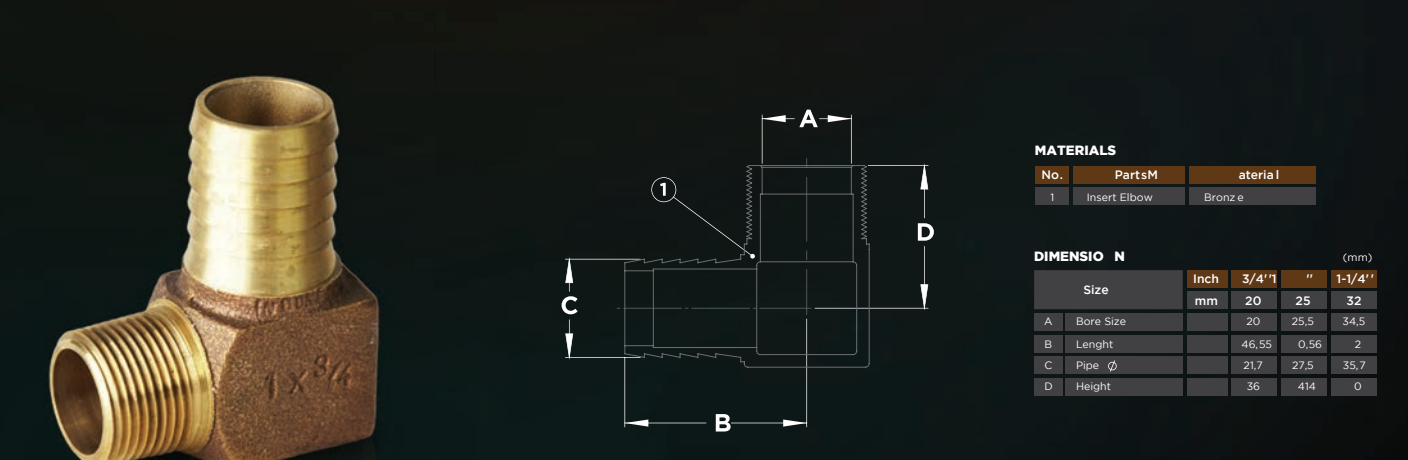
BRONZE ELBOW

Not intended for use in portable water.



BRONZE HYDRANT ELBOW


Not intended for use in portable water.

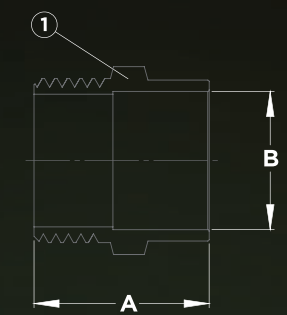




BRONZE MALE ADAPTER STRAINER

Not intended for use in portable water.





**MATERIALS**


No.	Parts	Material
1	Body	Bronze

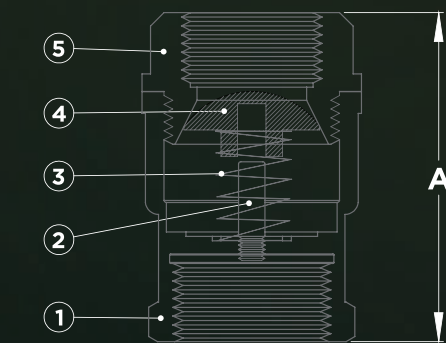
**DIMENSION**

Size	Inch	1/2"	3/4"	1"	1-1/4"	1-1/2"	2"	2-1/2"	3"	4"
	mm	15	20	25	32	40	50	63,5	76	102
A Hand wheel Ø	54	23	31,5	35,5	43	51	56	74	72	96
B End to end	44	15	22	28	35	42	54	67	76,5	108,4

BRONZE BALLCONE CHECK VALVE

Designed to MSS SP-80. Not intended for use in portable water.





**MATERIALS**


No.	Parts	Material
1	Body	Bronze
2	Pin	Brass Rod
3	Spring	SUS 304
4	Disc	Teflon
5	Cap	Bronze

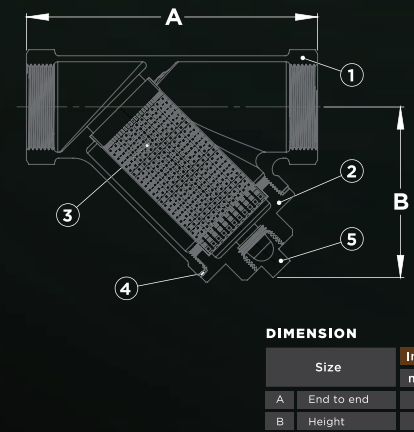
**DIMENSION**

Size	Inch	1/2"	3/4"	1"	1-1/4"	1-1/2"	2"
	mm	15	20	25	32	40	50
A Height		60,5	69	72	91,5	109	140,5

TYPE 150 BRONZE Y-PATTERN STRAINER

Not intended for use in portable water.





**MATERIALS**

No.	Parts	Material
1	Body	Bronze
2	Cap	Bronze
3	Screen	SUS 304 20-mesh
4	Gasket	Non-asbestos Sheet
5	Plug	Bronze


Hydrostatic Test Pressure : Sheel 450 psi

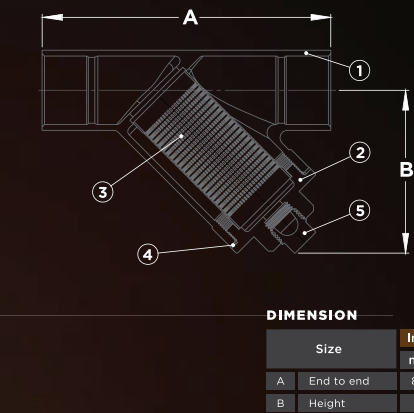
**DIMENSION**

Size	Inch	1/2"	3/4"	1"	1-1/4"	1-1/2"	2"	2-1/2"	3"
	mm	15	20	25	32	40	50	63,5	76
A End to end		81,5	100,5	115	135,5	158	190,5	230	259
B Height		55	70	75	90	98	138	150	160

TYPE 150 BRONZE Y-PATTERN STRAINER SOLDER ENDS

Not intended for use in portable water.





**MATERIALS**

No.	Parts	Material
1	Body (C x C)	Bronze
2	Cap	Bronze
3	Screen	SUS 304 20-mesh
4	Gasket	Non-asbestos Sheet
5	Plug	Bronze

Hydrostatic Test Pressure : Sheel 450 psi

**DIMENSION**

Size	Inch	1/2"	3/4"	1"	1-1/4"	1-1/2"	2"	2-1/2"	3"
	mm	15	20	25	32	40	50	63,5	76
A End to end	81,5	85	110	128	150	175	219	264	300
B Height	55	56	68	81	94	105	130	135	146



# WATER METER

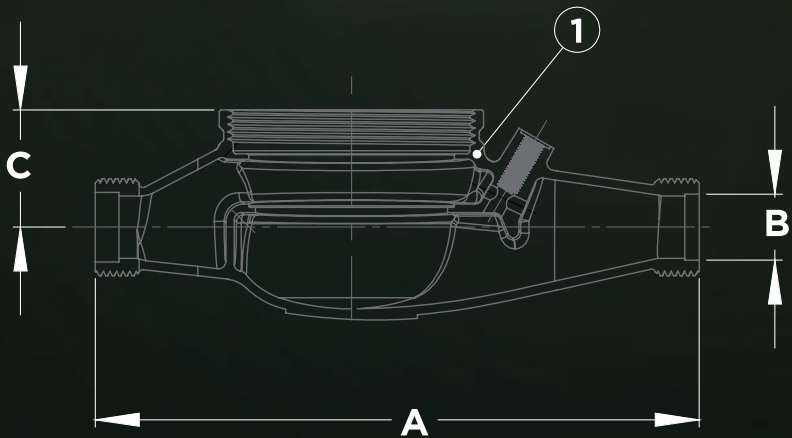
*Allow measuring the volume of water passing from the water network into a property that uses mains water.*





BRASS WATER METER BODY


Not intended for use in portable water.



MATERIALS		
No.	Parts	Material
1	Body	Brass

DIMENSION		(mm)	
Size		Inch	1/2"
		mm	15
A	Lenght		165
B	Pipe Ø		32
C	Height		17





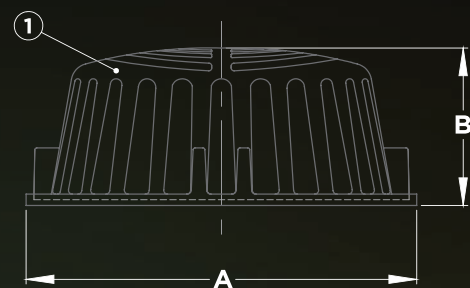
# DRAINAGE

*Allow direct water efficiently  
and safely into a medium to  
prevent flooding.*





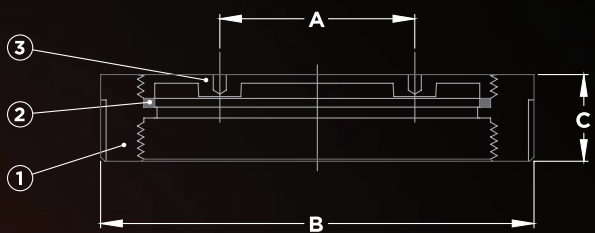

ROOF DRAIN



MATERIALS		
No.	Parts	Material
1	Dome Strainer	Bronze

DIMENSION			(mm)
Size	Inch	8"	
	mm	204	
A	Dome Strainer $\phi$		190
B	Height		83

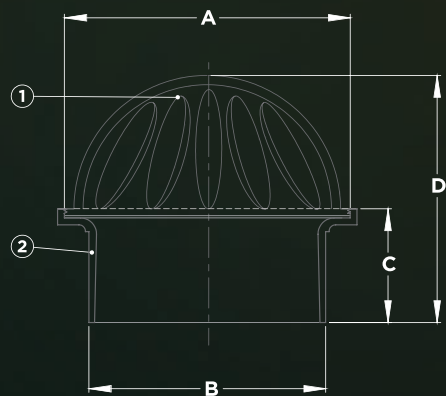
BRASS CHROMED FLOOR CLEANOUT



MATERIALS		
No.	Parts	Material
1	Body	Brass Chrome
2	Seal	Rubber
3	Cover	Brass Chrome

DIMENSION			(mm)			
Size			Inch	2"	3"	4"
			mm	50	75	102
A	Center Holes	Ø		30	50	60
B	Body			66	92	121
C	Height			20	20	20

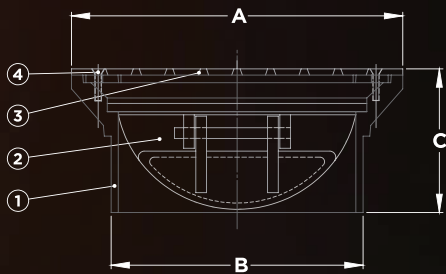
BRASS CHROMED ROOF DRAIN



MATERIALS		
No.	Parts	Material
1	Dome Strainer	Brass Chrome
2	Head Round	Brass Chrome

DIMENSION			(mm)			
Size		Inch	2"	3"	4"	
		mm	50	76	102	
A	Dome Strainer $\phi$		99	126	153	
B	Pipe Size		94	130	175	
C	Heigh - 1		54	76.5	108.4	
D	Heigh - 2		155	220	243	

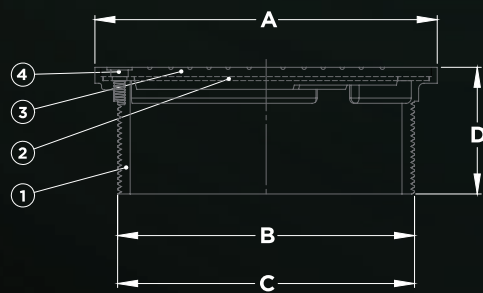

BRASS CHROMED FLOOR DRAIN BACKWATER VALVE



MATERIALS		
No.	Parts	Material
1	Head Square	Brass Chrome
2	Backwater Valve	Rubber
3	Grate Square	Brass Chrome
4	Screw (4)	SUS 304

DIMENSION		(mm)			
Size		Inch	2" x 3"	2" x 4"	3" x 4"
		mm	50 x 75	50 x 102	75 x 102
A	Head Square		93,5	108	108
B	Pipe Size		55	55	82,5
C	Height		49	49	56

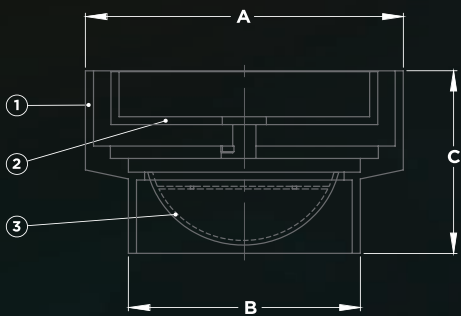
BRASS CHROMED CLEANOUT



MATERIALS		
No.	Parts	Material
1	Head Round	Brass Chrome
2	Seal	Rubber
3	Grate Round	Brass Chrome
4	Screw (3)	SUS 304

DIMENSION			(mm)
Size	Inch	4"	
	mm	102	
A	Head $\phi$		128.5
B	Threaded $\phi$		111
C	Threaded		4"-8NPSM
D	Height		47.5

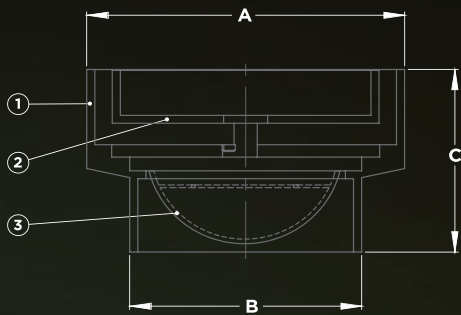
WASTE FLOOR DRAIN (ROUND LONG) BACKWATER VALVE



MATERIALS		
No.	Parts	Material
1	Head Round	Brass Chrome
2	Cover Round	Brass Chrome
3	Backwater Valve	PVC

DIMENSION			(mm)
Size	Inch	4"	
	mm	102	
A	Head $\phi$		137
B	Pipe Size		100
C	Heigh Body		81

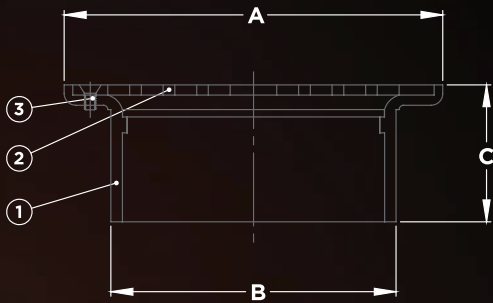
WASTE FLOOR DRAIN (ROUND SHORT) BACKWATER VALVE



MATERIALS		
No.	PartsM	aterial
1	Head Round	Brass Chrome
2	Cover Round	Brass Chrome
3	Backwater Valve	PVC

DIMENSION			
Size		Inch	4"
		mm	102
A	Head Ø		137
B	Pipe Size		00
C	Heigh Body		46

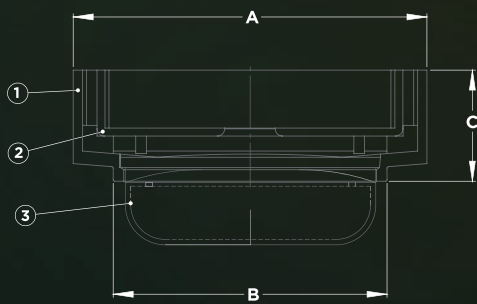
BRASS ROUND STRAINER



MATERIALS		
No.	Parts	Material
1	Head Round	Brass
2	Grate Round	Brass Chrome
3	Screw (3)	sus 304

DIMENSION			
Size		Inch	4"
		mm	102
A	Head Ø		131
B	Pipe Size		104,5
C	Height Body		50

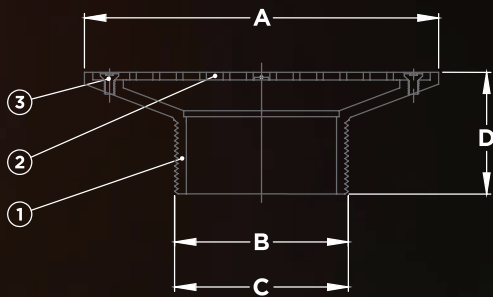
WASTE FLOOR DRAIN (SQUARE SHORT) BACKWATER VALVE



MATERIALS		
No.	Parts	Material
1	Head Square	Brass Chrome
2	Cover Square	Brass Chrome
3	Backwater Valve	PVC

DIMENSION			
Size		Inch	4"
		mm	102
A	Head Square		133
B	Pipe Size		103
C	Backwater Valve		41,73

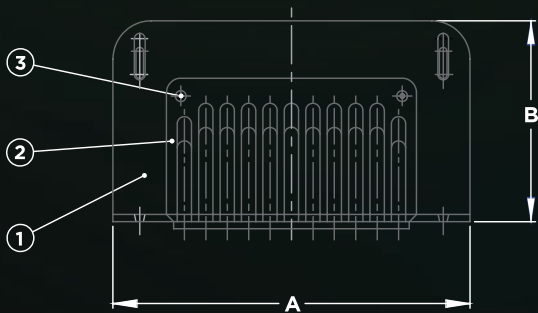
BRASS SQUARE STRAINER



MATERIALS		
No.	Parts	Material
1	Head Square	Brass
2	Great Square	Brass
3	Screw (4)	SUS 304

DIMENSION				
Size		Inch	5"	6"
		mm	127	152,5
A	Head Square		123,5	150
B	Threaded Diam		101,5	90,5
C	Threaded		5" N.P.S.M	6" N.P.S.M
D	Height Body		58	58

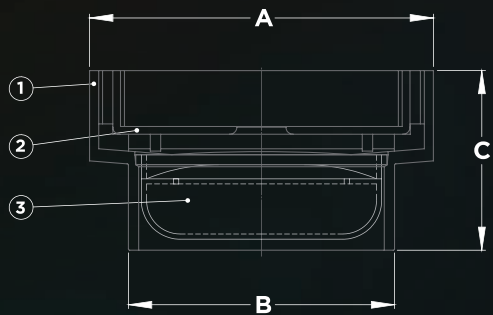
BRONZE FRAME GRATE ASSEMBLING



MATERIALS		
No.	Parts	Material
1	Clamping Collar	Bronze
2	Grate	Bronze
3	Screw (4)	SUS 304

DIMENSION			
Size		Inch	11"
		mm	279,5
A	Lenght		287
B	Height		117,5

WASTE FLOOR DRAIN (SQUARE LONG) BACKWATER VALVE



MATERIALS		
No.	Parts	Material
1	Head Square	Brass Chrome
2	Cover Square	Rubber
3	Backwater Valve	Brass / PVC

DIMENSION				
Size		Inch	2"	3"
		mm	50	75
A	Head Square		133	133
B	Pipe Size		50,8	82,5
C	Height Body		74	70





PT DIANSURYA GLOBAL  
INDONESIA

Jl. Raya Pasar Kemis KM. 6 No. 48 Cilongok  
Desa Sukamantri, Pasar Kemis, Kab. Tangerang  
Banten 15560, Indonesia  
Phone : 021 - 5971 7777 (Hunting) • Fax : 021 - 5971 7776

[www.dsg.co.id](http://www.dsg.co.id)