



920062PL USER MANUAL

Thermal actuators are mainly used in floor heating systems to control closing and opening of the valves. It is specifically applied to electric drive part of the branch manifold valve, small valve and dynamic balance valve. No noise, fast installation and easy disassembly.

Feature:

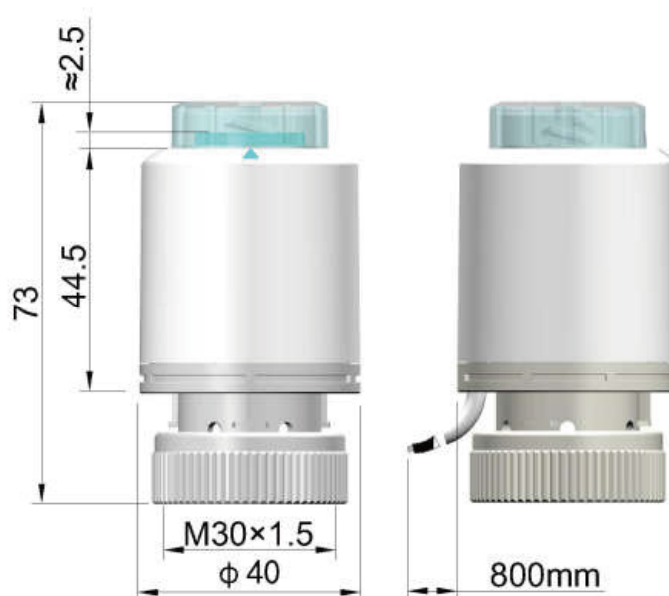
Compact size, small dimensions	Easy to install
Noiseless	Manual opening and position indicator
Low power consumption	Full view stroke indication

Technical parameters:

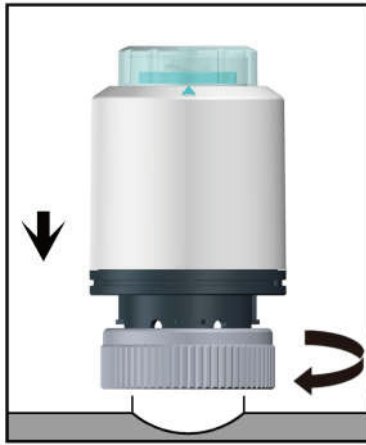
Control direction: Normally closed	Force: 100±10N
Voltage: 12v 24v 230v	Protection grade: IP54
Power consumption: 2W	Working temperature: -5 °C -60 °C
Stroke: ≥4mm	Adapter: M30x1.5mm
Closing and opening time: 3-5mins/60-90sec	Cable length: 800MM
Standard: EN 60730	Housing material: PA66+30%GF

Dimensions:

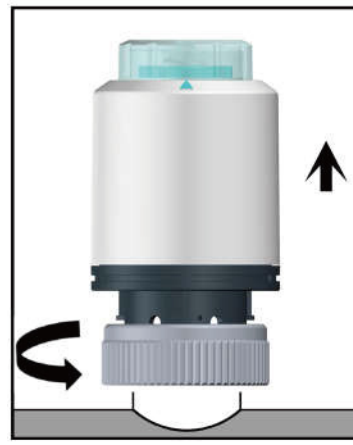
Unit: MM



Installation and disassembly:



Rotate the nut clockwise and install it on the valve (Note: Do not use pipe pliers, clamp and other tools)




Rotate the nut anticlockwise until remove the actuator (Note: Do not use pipe pliers, clamp and other tools)

Precautions:

Indication cover confirmation:

≈0mm ✓

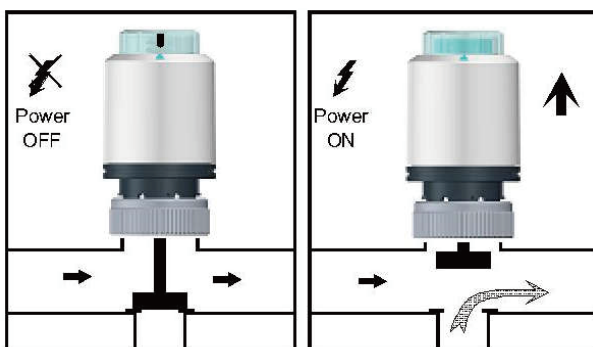


Normal situation

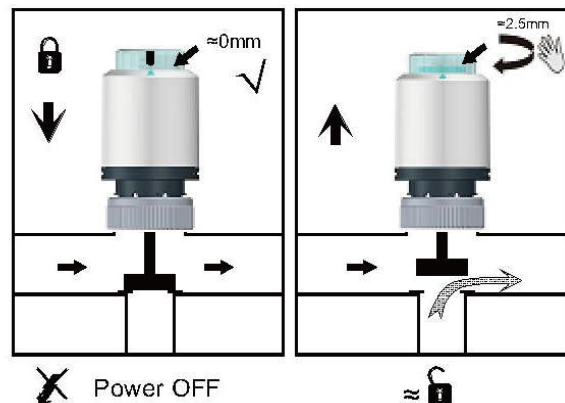


Abnormal situation

Working situation:



N/C Normally closed (power-on/power-off state)



Manual open state