



LINKEDGO
Better home, better life

| Model | | EHB030-A | EHB030-B | EHB030-C |
|---------------------------------|-------|---------------------|----------------------|----------|
| Power Supply | / | 220-240V~/50Hz/60Hz | | |
| Water Temp. Range | °C | 5~75 | | |
| Filling Water Connection | inch | / | 3/4 | |
| Drain Connection | inch | 3/4 | | |
| Heat Pump Side Water Connection | inch | 1 | | |
| Heating Side Water Connection | inch | 1 | | |
| Hot Water Side Water Connection | inch | 1 | | |
| Max. Water Pressure | bar | 3 | | |
| Main Circulation Water Pump | / | / | Water Pump(Optional) | |
| *Water Head | m | / | 9.8 | |
| *Water Pressure Drop | kPa | 22 | | |
| Expansion Tank | L | 10 | | |
| Electrical Heater | kW | 3 | | |
| *Sound Pressure at 1 Meter | dB(A) | 35 | | |
| Water Return Pipe Design | / | No | Yes | Yes |
| Dual Zone Control | / | No | No | Yes |
| Net Weight | kg | 43.5 | 52 | 53 |
| Unit Dimensions (L x W x H) | mm | 665×485×295 | | |

*The test flow rate is 1.7m³/h

| Model | | EHB090S-A | EHB090S-B | EHB090S-C |
|---------------------------------|-------|------------------------|----------------------|-----------|
| Power Supply | / | 380-415V/3N~/50Hz/60Hz | | |
| Water Temp. Range | °C | 5~75 | | |
| Filling Water Connection | inch | / | 3/4 | |
| Drain Connection | inch | 3/4 | | |
| Heat Pump Side Water Connection | inch | 1 | | |
| Heating Side Water Connection | inch | 1 | | |
| Hot Water Side Water Connection | inch | 1 | | |
| Max. Water Pressure | bar | 3 | | |
| Main Circulation Water Pump | / | / | Water Pump(Optional) | |
| *Water Head | m | / | 9.8 | |
| *Water Pressure Drop | kPa | 22 | | |
| Expansion Tank | L | 10 | | |
| Electrical Heater | kW | 3+6 | | |
| *Sound Pressure at 1 Meter | dB(A) | 35 | | |
| Water Return Pipe Design | / | No | Yes | Yes |
| Dual Zone Control | / | No | No | Yes |
| Net Weight | kg | 43.5 | 52 | 53 |
| Unit Dimensions (L x W x H) | mm | 665×485×295 | | |

*The test flow rate is 1.7m³/h



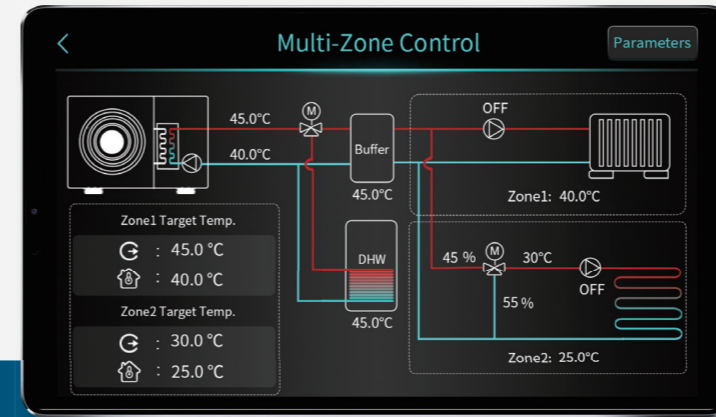
EasyHydro Hydraulic Module

LinkedGo Technology CO., Ltd.




ADDRESS: NO.3 Tianyuan Road,Dagang Town,Nansha,Guangzhou,Guangdong, PR.China.

Web: www.linkedgo-e.com info@linked-go.com





WarmLink app

-  Integrated hydraulic components, make installation easier.
-  With an electrical box, it's convenient for cable wiring and maintenance.
-  Including modulating electric heater, speed up the heating in extremely cold weather accordingly.



Installation with EasyHydro

In this application, the heat pump should be connected directly to EasyHydro. While the addition of a buffer tank is optional, it's necessary to add a storage water tank to meet domestic hot water demand.



Explosion View



- 1 Color Screen Controller
- 2 10L Expansion Tank
- 3 Water Pump(Optional)
- 4 Water Filling Valve
- 5 3-way Valve
- 6 Electric Heater

