



**CK DRAIN**  
INTERNATIONAL

CREATING A FLAWLESS DESIGN BY COMBINING EXTRAORDINARY  
**SHAPES AND SPECIAL MATERIALS**

**A perfect desing language**



# CK DR AN

Ck Drain is Creating a flawless design by combining extraordinary shapes and special materials. Superior bathroom series reflect the unique design features of ck drain. Ck drain meets bathrooms in the world with timeless elegance and quality

Ck Drain, which offers freedom of choice with its original designs, innovative, perspective and models that appeal to different styles, adds privilege to bathrooms with stylish details.

For a superior bathroom, it is necessary to start from the floor. There are many points of inspiration in the design of ck drain products. Apart from the quality of use and engineering, we are sure to impress you with our specially designed shower channels that will provide easy cleaning and long-lasting use.

Ck drain products are produced for you by passing high level control processes in production facilities in Asia and Europe.

**Ck Drain is Creating a flawless design by combining extraordinary shapes and special materials. Superior bathroom series reflect the unique design features of Ck Drain**

**05/08 WERTA**

**09/12 VITA**

**13/16 SAFIR**

**17/20 LIONES**

**21/24 LIMA**

**25/28 CALVIN**

**29/32 VIVA**

**33/36 YARIS**

**37/40 LAVITA**

**40/43 VIANE**

**43/46 AQUWA**

**47/50 ROLVA**

**51/54 LARIS**



WERTA

# WERTA

## CK DRAIN SERIES PRESENT A STRONG VISUAL FINISH

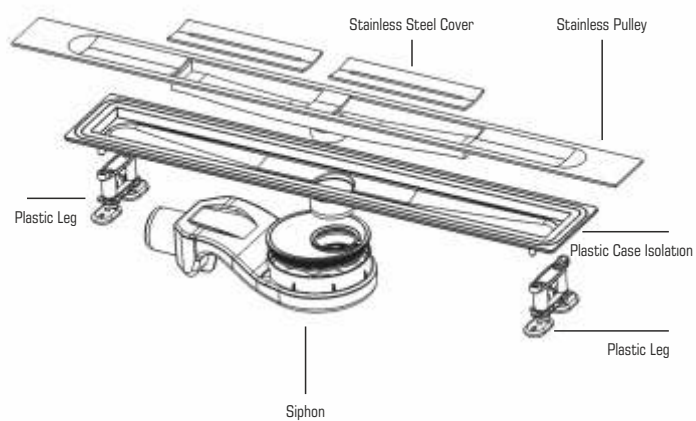

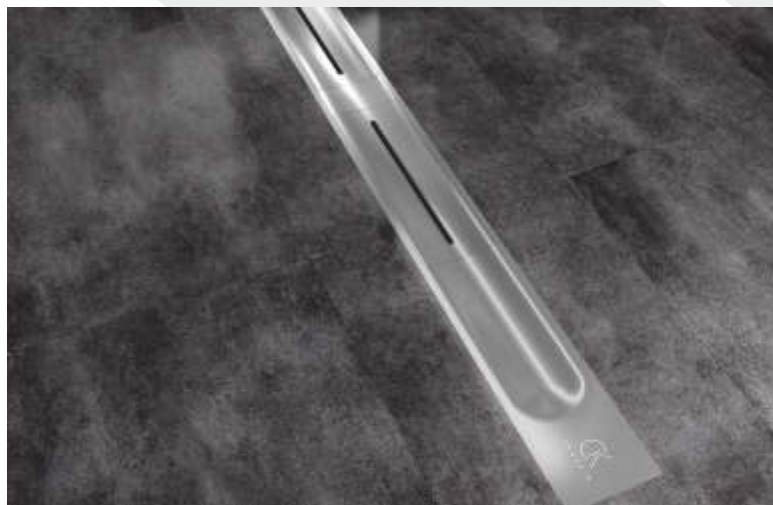
Ck Drain Werta series combines an impressive visual finishing detail with the drain body. With its minimalist design and perfectly sensitive structure, it is conveying the feeling of being a perfect work of art to its users.





# WERTA

CK DRAIN WERTA



## TECHNICAL SPECIFICATIONS

Available Dimensions	: 800 mm
Application Height	: 90 mm
Flow Rate	: 0.9 l/s or 0.5 l/s
Wall Finish Thickness	: 8-14 mm
Floor Finish Coating Thickness	: 8-16 mm


WERTA



# VITA

## The Ck Drain Series Presents a Strong Visual Finish

Ck Drain Vita series combines an impressive visual finishing detail with the drain body. With its minimalist design and perfectly sensitive structure, it is conveying the feeling of being a perfect work of art to its users





# VITA

## CK DRAIN SERIES

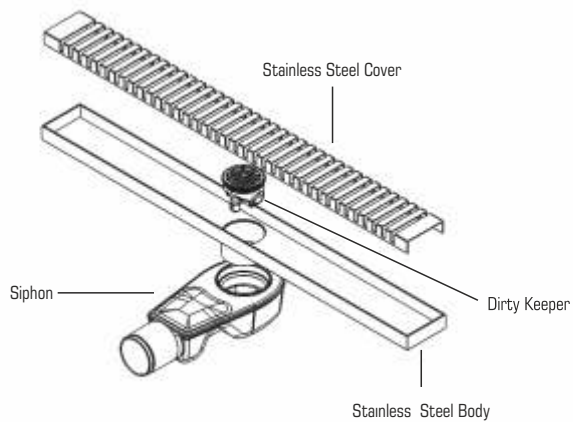
PRESENT A STRONG VISUAL FINISH

Ck Drain Vita series combines an impressive visual finishing detail with the drain body. With its minimalist design and perfectly sensitive structure, it is conveying the feeling of being a perfect work of art to its users



# VITA

CK DRAIN VITA



## TECHNICAL SPECIFICATIONS

Available Dimensions	: 200-300-400-500-600-700 800-900-1000-1200 mm
Application Height	: 80 mm
Flow Rate	: 0.8 l/s or 0.4 l/s
Wall Finish Thickness	: 8-14 mm
Floor Finish Coating Thickness	: 8-16 mm

# VITA



# SAFİR

## The Ck Drain Series Presents a Strong Visual Finish

You can experience elegance and comfort together with the Ck Drain Safir series, which has a modern design. It will change the air of your bathrooms with its line and usefulness in line with the latest trends. We offer very valid reasons for you to choose high quality Ck Drain Safir series products in your homes.

SAFİR

03





SAFİR



# SAFİR

## CK DRAIN SERIES

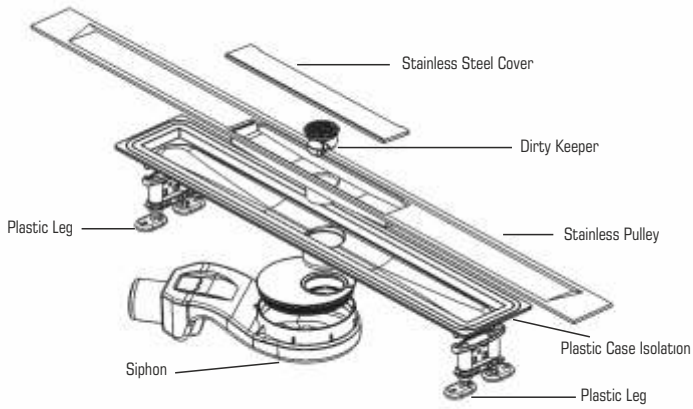

PRESENT A STRONG VISUAL FINISH

You can experience elegance and comfort together with the Ck Drain Safir series, which has a modern design. It will change the air of your bathrooms with its line and usefulness in line with the latest trends. We offer very valid reasons for you to choose high quality Ck Drain Safir series products in your homes.



# SAFİR

CK DRAINSAFİR



## TECHNICAL SPECIFICATIONS

Available Dimensions	: 1000 mm
Application Height	: 90 mm
Flow Rate	: 09 l/s or 0.5 l/s
Wall Finish Thickness	: 8-14 mm
Floor Finish Coating Thickness	: 8-16 mm

SAFİR

# LIONES

**The Ck Drain Series Presents a Strong Visual Finish**

Ck Drain Lions series attracts attention with its aesthetic and functional benefits. Prepared with quality materials with the best features, the Ck Drain Lions series makes a difference in the areas where it is used with its unique stance and features.






LIONES

# LIONES

## CK DRAIN SERIES

PRESENT A STRONG VISUAL FINISH

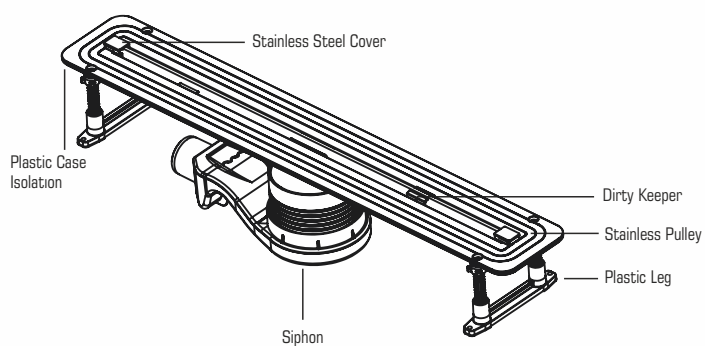

Ck Drain Liones series attracts attention with its aesthetic and functional benefits. Prepared with quality materials with the best features, the Ck Drain Liones series makes a difference in the areas where it is used with its unique stance and features.





# LIONES

CK DRAINLIONES



## TECHNICAL SPECIFICATIONS

Available Dimensions	: 800 mm
Application Height	: 90 mm
Flow Rate	: 09 l/s or 0.5 l/s
Wall Finish Thickness	: 8-14 mm
Floor Finish Coating Thickness	: 8-16 mm

FOCUS





# LIMA

**The Ck Drain Series Presents a Strong Visual Finish**

Ck Drain Lima series offers us the elegance of its spaces with its unique design and different architectural touches. Ck Drain lima series, which has a special design and structure, creates a new line in the areas where it is used.

# 05




LIMA

# LIMA

## CK DRAIN SERIES

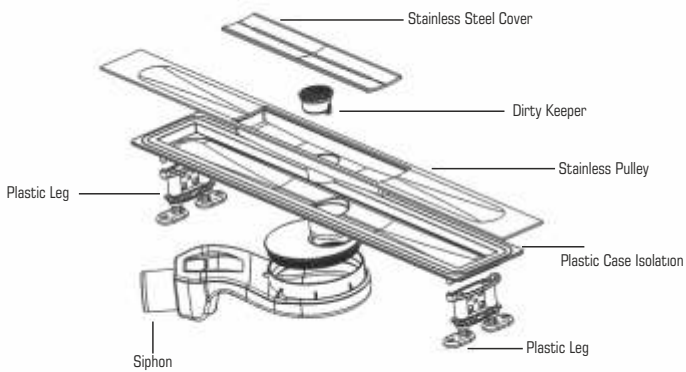


PRESENT A STRONG VISUAL FINISH

Ck Drain Lima series offers us the elegance of its spaces with its unique design and different architectural touches. Ck Drain Lima series, which has a special design and structure, creates a new line in the areas where it is used.



# LIMA

CK DRAINLIMA



## TECHNICAL SPECIFICATIONS

Available Dimensions	: 800 mm
Application Height	: 90 mm
Flow Rate	: 09 l/s or 0.5 l/s
Wall Finish Thickness	: 8-14 mm
Floor Finish Coating Thickness	: 8-16 mm

# LIMA

# CALVIN

**The Ck Drain Series Presents a Strong Visual Finish**

Ck Drain Calvin series combines comfort, design and sustainability with the quality of Ck Drain to create aesthetic and innovative solutions in the bathroom. Ck Drain Calvin series, which emerged with the meeting of top quality materials and industrial engineering, is a new generation series with its elegant and unique attitude.

# 06







# CALVIN

## CK DRAIN SERIES

PRESENT A STRONG VISUAL FINISH


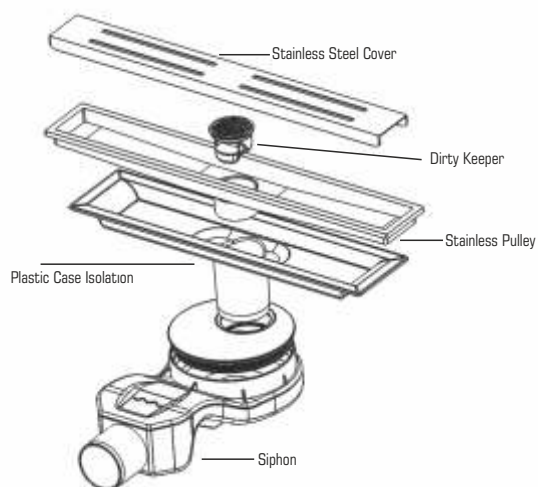

Ck Drain Calvin series combines comfort, design and sustainability with the quality of Ck Drain to create aesthetic and innovative solutions in the bathroom.

Ck Drain Calvin series, which emerged with the meeting of top quality materials and industrial engineering, is a new generation series with its elegant and unique attitude.



# CALVIN

CK DRAIN CALVIN



## TECHNICAL SPECIFICATIONS

Available Dimensions	: 400-600 mm
Application Height	: 80 mm
Flow Rate	: 0.8 l/s or 0.4 l/s
Wall Finish Thickness	: 8-14 mm
Floor Finish Coating Thickness	: 8-16 mm

CALVIN

# VIVA

## The Ck Drain Series Presents a Strong Visual Finish

Offering the perfect combination of form and functionality, Ck Drain Viva series brings a breath of fresh air to bathroom design. Viva series adds elegance to your bathroom while adding originality to the areas where it is used with its creative stance.





# VIVA

## CK DRAIN SERIES PRESENT A STRONG VISUAL FINISH

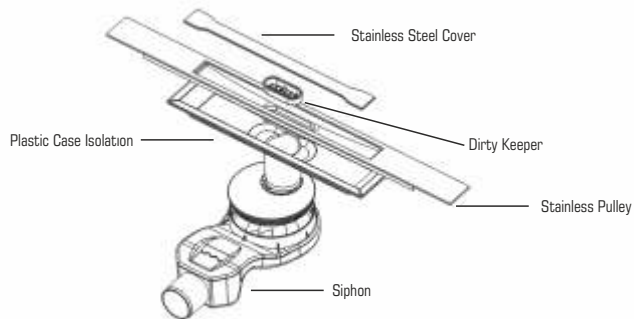

Offering the perfect combination of form and functionality, Ck Drain Viva series brings a breath of fresh air to bathroom design. Viva series adds elegance to your bathroom while adding originality to the areas where it is used with its creative stance.





# VIVA

## CK DRAIN<sup>VIVA</sup>



### TECHNICAL SPECIFICATIONS

Available Dimensions	: 600 mm
Application Height	: 80 mm
Flow Rate	: 0.8 l/s or 0.5 l/s
Wall Finish Thickness	: 8-14 mm
Floor Finish Coating Thickness	: 8-16 mm

VIVA





# YARIS

## The Ck Drain Series Presents a Strong Visual Finish

The Ck Drain Yaris series adds a functional, understated and elegant look to bathrooms by focusing on details and displaying an integrated approach. Ck Drain Yaris series, which can make itself different with its cleverly designed details, is meeting with you.



**YARIS**




# YARIS

## CK DRAIN SERIES

PRESENT A STRONG VISUAL FINISH

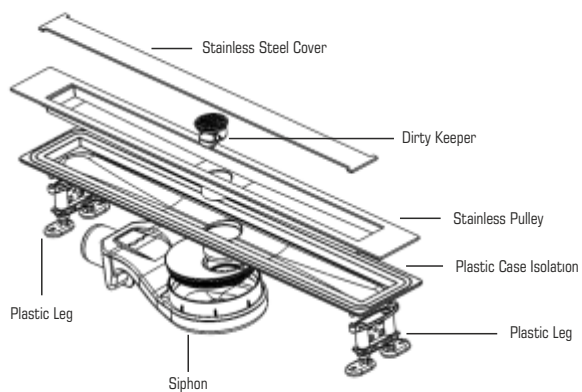
The Ck Drain Yaris series adds a functional, understated and elegant look to bathrooms by focusing on details and displaying an integrated approach. Ck Drain Yaris series, which can make itself different with its cleverly designed details, is meeting with you.





# YARIS

CK DRAIN YARIS



## TECHNICAL SPECIFICATIONS

Available Dimensions	: 600-700-800 mm
Application Height	: 80 mm
Flow Rate	: 0.8 l/s or 0.4 l/s
Wall Finish Thickness	: 8-14 mm
Floor Finish Coating Thickness	: 8-16 mm

# YARIS



LAVITA

# LAVITA

## The Ck Drain Series Presents a Strong Visual Finish

For a strong bath, it is necessary to start from the floor. Ck Drain Lavita series offers new solutions for your upper segment bathrooms. There are many points that we inspired in the design of the Ck Drain Lavita series, we are sure that we will impress you with the quality of use and architectural factors.

09



LAVITA



# LAVITA

## CK DRAIN SERIES

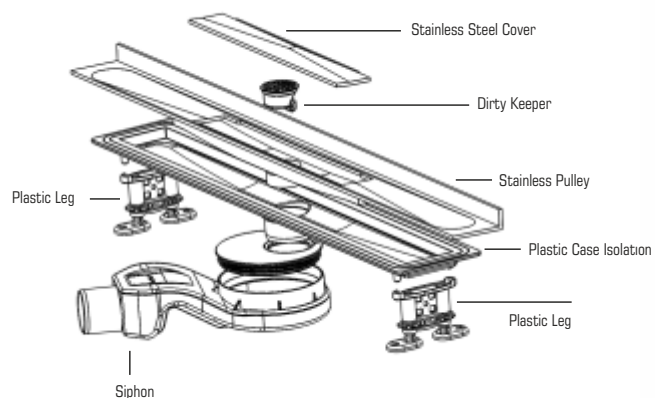
PRESENT A STRONG VISUAL FINISH

For a strong bath, it is necessary to start from the floor. Ck Drain Lavita series offers new solutions for your upper segment bathrooms. There are many points that we inspired in the design of the Ck Drain Lavita series, we are sure that we will impress you with the quality of use and architectural factors.



# LAVITA


CK DRAIN LAVITA



## TECHNICAL SPECIFICATIONS

Available Dimensions	: 800 mm
Application Height	: 100 mm
Flow Rate	: 0.9 l/s or 0.5 l/s
Wall Finish Thickness	: 8-14 mm
Floor Finish Coating Thickness	: 8-16 mm

LAVITA



# VIANE

## The Ck Drain Series Presents a Strong Visual Finish

Ck Drain Viane series, which gives importance to a new identity and superiority in bathrooms, offers a functional and elegant atmosphere to the environments.

Ck Drain Viane series, interpreted by Ck Drain industrial designers, brings comfort to its users

# 10





VIANE

# VIANE

## CK DRAIN SERIES

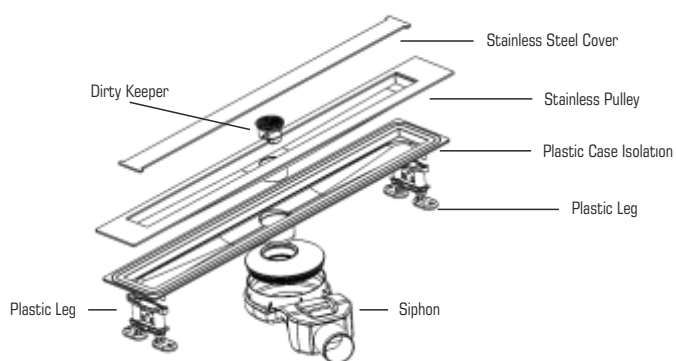
PRESENT A STRONG VISUAL FINISH

Ck Drain Viane series, which gives importance to a new identity and superiority in bathrooms, offers a functional and elegant atmosphere to the environments. Ck Drain Viane series, interpreted by Ck Drain industrial designers, brings comfort to its users



# VIANE

CK DRAIN VIANE



## TECHNICAL SPECIFICATIONS

Available Dimensions	: 600-700-800 mm
Application Height	: 80 mm
Flow Rate	: 0.8 l/s or 0.4 l/s
Wall Finish Thickness	: 8-14 mm
Floor Finish Coating Thickness	: 8-16 mm

# VIANE



# AQUWA

**The Ck Drain Series Presents a Strong Visual Finish**

Ck Drain Aquwa series brings a different pleasure to bathrooms with its visual elegance. The Ck Drain Aquwa series, which emerged with state of the art production and high end materials, offers brand new design options in spaces.



# AQUWA

## CK DRAIN SERIES

PRESENT A STRONG VISUAL FINISH

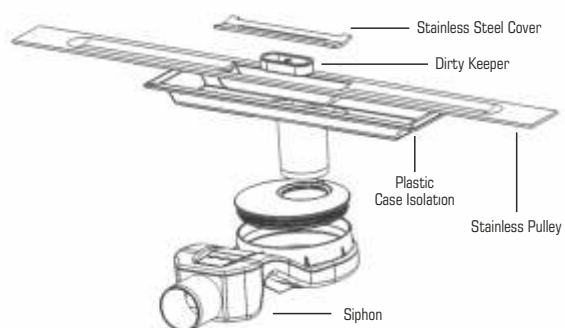
Ck Drain Aquwa series brings a different pleasure to bathrooms with its visual elegance. The Ck Drain Aquwa series, which emerged with state of the art production and high end materials, offers brand new design options in spaces.





# AQUWA


CK DRAIN AQUWA



## TECHNICAL SPECIFICATIONS

Available Dimensions	: 700 mm
Application Height	: 80 mm
Flow Rate	: 0.8 l/s or 0.4 l/s
Wall Finish Thickness	: 8-14 mm
Floor Finish Coating Thickness	: 8-16 mm

**AQUWA**



ROLVA

# ROLVA

**The Ck Drain Series Presents a Strong Visual Finish**

Ck Drain Rolva creates a flawless design language by combining extraordinary shapes with special materials. Superior Rolva Series is reflecting the unique design features of Ck Drain teams.

12



ROLVA



# ROLVA

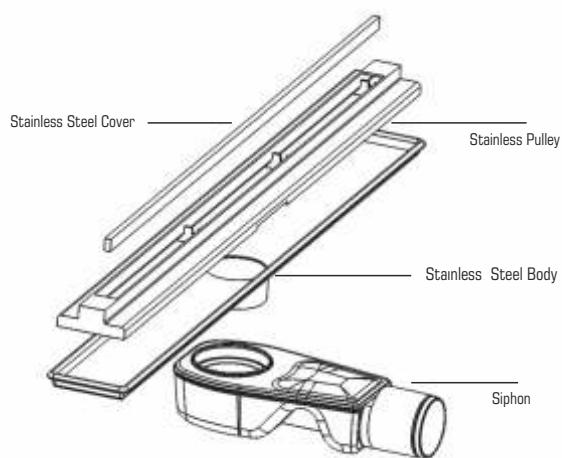

**CK DRAIN SERIES**  
PRESENT A STRONG VISUAL FINISH

Ck Drain Rolva creates a flawless design language by combining extraordinary shapes with special materials. Superior Rolva Series is reflecting the unique design features of Ck Drain teams.



# ROLVA

CK DRAINROLVA



## TECHNICAL SPECIFICATIONS

Available Dimensions	: 600-700-800 mm
Application Height	: 100 mm
Flow Rate	: 0.9 l/s or 0.5 l/s
Wall Finish Thickness	: 8-14 mm
Floor Finish Coating Thickness	: 8-16 mm

## ROLVA

# LARIS

**The Ck Drain Series Presents a Strong Visual Finish**

Designed for original and magnificent bathrooms,  
Ck Drain Laris models offer special elegance.  
With Ck Drain Laris, you can have original bathrooms





LARIS



# LARIS

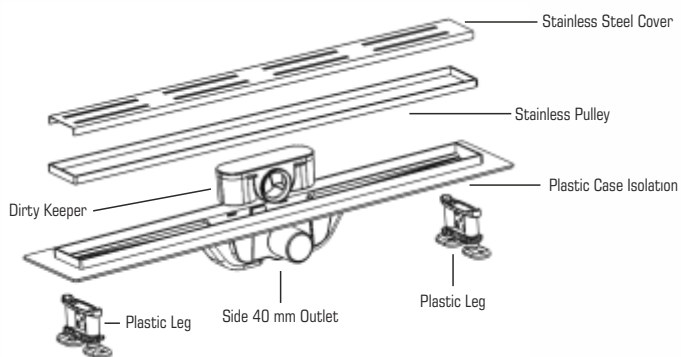

**CK DRAIN SERIES**  
PRESENT A STRONG VISUAL FINISH

Designed for original and magnificent bathrooms, Ck Drain Laris models offer special elegance. With Ck Drain Laris, you can have original bathrooms



# LARIS

CK DRAINLARIS




## TECHNICAL SPECIFICATIONS

Available Dimensions	: 400-500-600-700 800-900 mm
Application Height	: 80 mm
Flow Rate	: 0.8 l/s or 0.4 l/s
Wall Finish Thickness	: 8-14 mm
Floor Finish Coating Thickness	: 8-16 mm

LARIS





A perfect desing language



# CK DR A IN

KONVERT

## CK DRAIN INTERNATIONAL | HEAD OFFICE

Topçular Mh. 1.Tikveşli Çıkmazı Sk. No:5 Eyüp / İstanbul - TR

T +90 212 565 98 82 pbx

[www.ckdrain.com](http://www.ckdrain.com)

