

acquabella

GENERAL CATALOGUE **EN**

acquabella.com





Iconography



Akron material



Bespoke cut



Base/Arq Stainless grid included



Areia Akron cover included



Flow Akron cover included



Chrome overflow included



Easy access



Dolotek material



Trap included
(Base / Arq / Unic / Areia / Natur / Smart / Focus)



Base/Arq Akron grid included
(3 models available)



Natur Akron grid included




Focus Akron grid included



Trap included
(Opal Quiz / Lech / Dewa / Voss / Chrea / Levi / Vars / Venet / Boreal)



Lightweight material



Content

<i>Company</i>	4-9
<i>Akron</i>	10-11
<i>Textures and colours</i>	12-17
<i>Dolotek</i>	18-19
<i>Shower trays</i>	20-141
<i>Bathtubs</i>	142-187
<i>Wallpanels</i>	188-209
<i>Worktops</i>	210-243
<i>Basins</i>	244-271
<i>Totems</i>	272-285
<i>Furniture and accessories</i>	286-323
<i>Technical information</i>	324-344



UNE-ENV 16165:2022 Annex A
*Beton / Slate / Slate Evo / Arabba / Wave / Zero



Trap included
(Halo / Tempo / Flow)



Unic Akron grid included
(3 models available)



Smart Akron grid included



Prisma Stainless grid included



Trap included
(Nevis)



Stock: shipping in 48h after the order



Maximum and minimum thickness



Trap included
(Prisma)



Halo Akron cover included



Tempo Akron cover included



Integrated overflow



Adjustable legs included

Haute couture for your bathroom

We will bring your ideas to life with innovative, tailor-made bathroom solutions to create your wellness space. Innovation and sustainability are our guiding lights, but we never lose sight of what matters most: people and their trust in our team.

Who we are



Professionalism

Our approach is rigorous, precise and reliable, implemented by a team who are deeply committed to their work.



Quality

We have a responsible attitude to product quality and customer service and have ISO 9001 certification.



Creativity

Innovation feeds us. Thanks to the team's active listening and capacity for innovation, we are able to create products that meet customers' needs.



Continuous improvement

We improve our relationships and our products and services every day in a continuous pursuit of excellence.



Teamwork

Our work is based on respect and collaboration, bringing together diverse perspectives and allowing everyone to do their best work.

We design unique experiences

We create sensations. Through design, texture and colour we take the shower experience to another level. At Acquabella we have a distinctive identity that is reflected in all our products and public activity. The perfect combination of the most advanced technology and craftsmanship offers maximum attention to detail to create spaces that meet the needs of each customer or project.



Materials of certified quality

Products manufactured with durable and easy to maintain materials that will withstand wear and tear.



Adaptability

We bring your ideas to life because we can manufacture in the dimensions you need in a wide range of formats and will gladly personalise our products.



3D Library

We make your projects a reality using technology. Discover our 3D library and design your own bathroom.





Committed to sustainable development

At Acquabella we realise that we have responsibilities towards the environment and wider society. That is why the business has taken on the UN's Sustainable Development Goals (SDGs) as its own goals. In that respect, we are committed to measuring our environmental impact and taking steps that contribute towards sustainable growth.

Innovation to transform the future

We want to generate unique experiences of comfort, design and safety. As we develop, we want to work with the most sustainable technology, with a firm commitment to quality and respecting the needs of all the people that make up our business and our immediate environment. That conviction has earned us internationally recognised certifications.



9001:2015
Quality Management System



14001:2015
Environmental Management System



45001:2018
Occupational health and safety management System

Scan the code if you want to know our ESG actions



Akron

Akron is a next-gen material composed of polyurethane and high-quality mineral of varying sizes compacted to achieve a solid, strong result. The surface is treated with an acrylic polyurethane coating that fully bonds with the underlying material. Akron's advanced formulation allows us to create products with high-definition textures, in bold shapes and a wide variety of colours for products with extraordinary design and high technical performance. Akron was also developed in an efficient and environmentally friendly way. A before and after in the world of bathrooms.





Composite in polyurethane base with mineral fillers



Antislip Class C
* Beton / Slate / Slate Evo / Arabba / Wave / Zero



Antibacterial certificate
(ISO 22196:2011)



Class 1 in UNE-EN 14527:2016 + A1:2019



Hydrolisis resistant. 0% ortoftal-polyester



Cleanability



Chemical resistance



Impact resistant



Resistant to thermal shock



Sound insulation
(DIN 4109 / SIA181 / DIN EN ISO 717-2:2020-01)



Easy to cut



High definition textures



Safe cut. Material without silica



Material 25% lighter than similar materials



Evaluation of VOCs emissions of interior products (ISO 16000-6:2006) A+ and evaluation of CMR




All colours in all textures

Texture

Our collections are designed to reproduce high-definition, sophisticated and elegant textures. With astonishing realism, we have captured textures from nature. Acquabella's textures are also pleasant to the touch, able to transport us to a universe of sensations for the five senses.

Wave



Quiz



Arabba






Beton



Slate



Zero




Nude



COLOURS STANDARD



COLOURS NATURALLY MADE



Colours


Colour is how we express emotion. Colour allows us to give free rein to our creativity and design inspiring bathroom spaces. We have four colour ranges: Standard, made up of versatile timeless shades; Naturally Made, inspired by the power of nature; Season, new this year, a careful selection of on-trend colours; and finally, the RAL/NCS chart with more than 2,000 colours. With Acquabella, your imagination is the limit.

COLOURS RAL/NCS




NCS S 6020-B90G

NOTE: examples NCS




NCS S
3020-B30G



NCS S
3010-G50Y



NCS S
1020-B90G




NCS S
0530-Y80R

Colours Season

Standard bearers of design and fashion, we have made a special selection of colours to fill your bathroom with colour and freshness. Vibrant tones that, far from being overpowering, convey a sense of calm and sophistication. Season is a range of elegant shades, each in light and dark versions, ideal to create contrast and unique colour schemes. It's time to broaden your horizons with Acquabella's Season colours.





Dolotek

Thanks to modern technology, rock formed millions of years ago can be used to make durable, elegant and contemporary products. Dolotek's performance is better than traditional materials, which is why it is often called a 21st century ceramic. Formed from a resin and dolomite stone to give a pure white, soft feeling material.

Dolotek's properties mean that it can be used in functional products of high technical quality which can be moulded into complex shapes to improve our daily lives. The technology used to make Dolotek was developed in an efficient and environmentally friendly way and is unique in the bathroom industry.





Composite of polyester resin and dolomite stone



High performance coating



Antibacterial certificate
(ISO 22196:2007)



Cleanability



UV ray-resistant



Resistance to fire



Resistance to chemicals



Resistant to thermal shock



Sound insulation



Durability



Versatility



Silky touch



Precision



Evaluation of VOCs emissions of interior products (ISO 16000-6:2006) A+ and evaluation of CMR





Shower trays

New grids concept 22-23

Base Slate 24-35

Base Beton 36-43

Base Zero 44-49

Base Nude 50-55

Arq Zero 56-63

Unic Slate 64-73

Halo Slate 74-83

Areia Slate Evo 84-93

Natur Wave 94-103

Smart Quiz 104-111

Tempo Arabba 112-119

Flow Zero 120-127

Focus Beton 128-135

Prisma Slate 136-141


The evolution of our essence

In our quest to reinvent ourselves every day, Base and Arq have developed to include new customisation options, making it even more flexible. We have an innovative collection of grids to choose from: Mia (available in Akron and Inox finishes), Geo and Lux (only available in Akron).




MIA INOX





MIA



GEO



LUX




Base Slate

An indispensable bathroom essential, Base is dressed in our elegant Slate texture to fill your space with functionality. The Base Slate shower tray fits perfectly in any bathroom, thanks to its wide variety of formats and optional special dimensions.



Standard sizes (cm)




Available grids

Mia inox



Mia



Geo



Lux











Base Slate



Base Slate blanco 150x90 cm




Colours


Standard



Naturally Made



Season



RaI/NCS











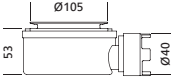
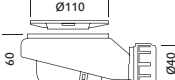
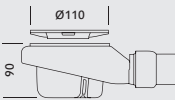
BASE SLATECOMPLEMENTS

Grid

		Texture	Sizes (cm)	Standard	Nat. Made	Season	Ral/NCS
	Mia stainless steel grid	-	12 x 12	✓	✓	✓	✓
	Mia Akron grid	Slate	12 x 12	✓	✓	✓	✓
	Geo Akron grid	Slate	12 x 12	✓	✓	✓	✓
	Lux Akron grid	Slate	12 x 12	✓	✓	✓	✓

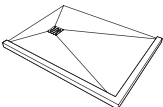
NOTE: only one model of grid per shower tray is included, to choose between: Mia, Geo or Lux.

Traps (mm)

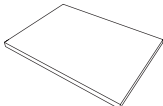
	Standard trap			✓
	Vertical trap			✓
	Extraflat trap			🛒
	High flow trap			🛒

NOTE: only one model of trap per shower tray is included.

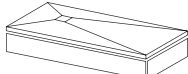
Frame

		Texture	Sizes (cm)	
	Frame	Slate	4,1 x 5	🛒

Drying area

		Texture	Sizes (cm)	
	Drying area	Slate	100 x 100 x 2,3	🛒

Skirt

		Texture	Sizes (cm)	
	Skirt	Slate	60 - 220 x 9 x 1,6	🛒

Installation materials



Basic waterproofing set

Kerdi-TS Schlüter Systems



Adhesive glue

Ultradond MS Rapid



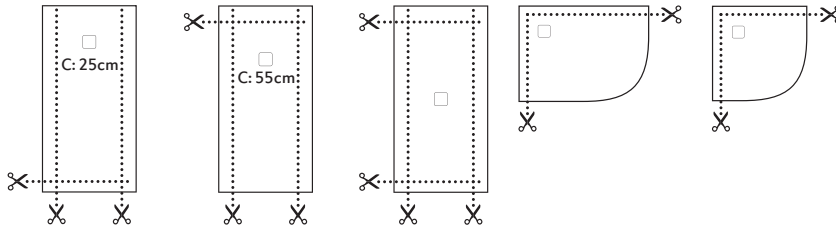
Joint sealant

Mapesil AC



BASE SLATE TECHNICAL INFORMATION

Bespoke cut



Sizes

A (cm)	B (cm)	C (cm)	A (cm)	B (cm)	C (cm)
90	70/80	25	80	80	40
100	70/75/80/90	25	90	90	45
110	80	25	100	100	50
120	70/75/80/90/100	25	120	120	60
130	80	25			
140	70/75/80/90/100	55			
150	70/80/90/100	55			
160	70/75/80/90/100/120	55			
170	70/80/90/100	55			
180	70/75/80/90/100	55			
180	80/90/100	90			
190	70/80/90	55			
200	70/75/80/90/100/120	55			
200	80/90/100	100			
220	70/80/90/100	110			

Tests

Texture	Test	Result
SLATE	UNE EN 16165:2022 Annex A	CLASS C
	French normative XP P 05-010	PN 24

Product data sheet

Installation manual





Base Beton

A made-to-measure Base Beton shower tray can add a touch of freshness to any bathroom thanks to its cement-like finish. Its simplicity makes it perfect to combine with other finishes, while its playful texture will make it the focal point of any bathroom.



Standard sizes (cm)

70 x

	200
	180
	160
	140
	120
	100

80 x

	200
	180
	160
	140
	120
	100

90 x

	200
	180
	160
	140
	120
	100
	90

100 x

	200
	180
	160
	140
	120
	100

Available grids

Mia inox



Mia



Geo



Lux







Base Beton




Base Mia Beton NCS S 3040-Y60R 200x100 cm




Colours


Standard



Naturally Made



Season







RaI/NCS



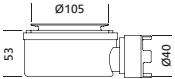
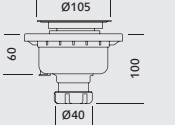
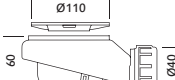
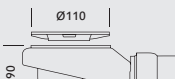
BASE BETONCOMPLEMENTS

Grid

		Texture	Sizes (cm)	Standard	Nat. Made	Season	RaI/NCS
	Mia stainless steel grid	-	12 x 12	✓	✓	✓	✓
	Mia Akron grid	Beton	12 x 12	✓	✓	✓	✓
	Geo Akron grid	Beton	12 x 12	✓	✓	✓	✓
	Lux Akron grid	Beton	12 x 12	✓	✓	✓	✓

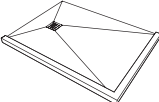
NOTE: only one model of grid per shower tray is included, to choose between: Mia, Geo or Lux.

Traps (mm)


	Standard trap		✓
	Vertical trap		✓
	Extraflat trap		🛒
	High flow trap		🛒

NOTE: only one model of trap per shower tray is included.







Frame

		Texture	Sizes (cm)	
	Frame	Beton	4,1 x 5	🛒

Skirt

		Texture	Sizes (cm)	
	Skirt	Beton	60 - 200 x 9 x 1,6	🛒

Installation materials

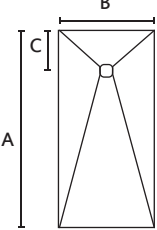
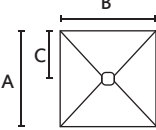
	Basic waterproofing set	Kerdi-TS Schlüter Systems	
	Adhesive glue	Ultrabond MS Rapid	
	Joint sealant	Mapesil AC	

BASE BETONTECHNICAL INFORMATION

Bespoke cut



Sizes

	A (cm)	B (cm)	C (cm)		A (cm)	B (cm)	C (cm)
	100	70/80/90	25		90	90	45
	120	70/80/90/100	25		100	100	50
	140	70/80/90/100	55				
	160	70/80/90/100	55				
	180	70/80/90/100	55				
	200	70/80/90/100	55				

Tests

Texture	Test	Result
BETON	UNE-EN 16165:2022 Annex A	CLASS C
	French normative XP P 05-010	PN 24

Product data
sheet



Installation
manual





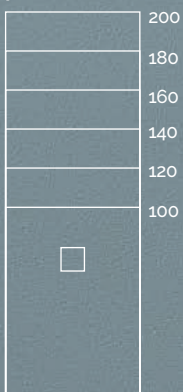
Base Zero

A virtually smooth micro-texture forms the Base Zero made-to-measure shower tray, making it a basic component of any modern design. Its minimalist aesthetic gives a versatile and timeless feel, essential for homes and hotels. Base Zero will give any bathroom with an unmatched sense of space.

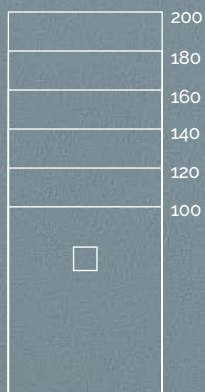


Standard sizes (cm)

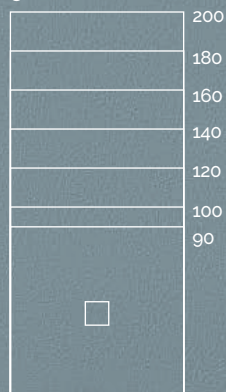
70 x



80 x



90 x



100 x



Available grids

Mia inox



Mia



Geo



Lux



Base Zero




Base Mia Zero negro 200x100 cm




Colours


Standard



Naturally Made



Season







RaI/NCS



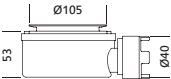
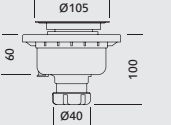
BASE ZERO COMPLEMENTS

Grid

		Texture	Sizes (cm)	Standard	Nat. Made	Season	RaI/NCS
	Mia stainless steel grid	-	12 x 12	✓	✓	✓	✓
	Mia Akron grid	Zero	12 x 12	✓	✓	✓	✓
	Geo Akron grid	Zero	12 x 12	✓	✓	✓	✓
	Lux Akron grid	Zero	12 x 12	✓	✓	✓	✓

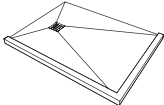
NOTE: only one model of grid per shower tray is included, to choose between: Mia, Geo or Lux.

Traps (mm)


	Standard trap			✓
	Vertical trap			✓
	Extraflat trap			🛒
	High flow trap			🛒

NOTE: only one model of trap per shower tray is included.







Frame

		Texture	Sizes (cm)	
	Frame	Zero	4,1 x 5	🛒

Skirt

		Texture	Sizes (cm)	
	Skirt	Zero	60 - 200 x 9 x 1,6	🛒

Installation materials

	Basic waterproofing set	Kerdi-TS Schlüter Systems	
	Adhesive glue	Ultrabond MS Rapid	
	Joint sealant	Mapesil AC	

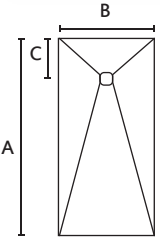
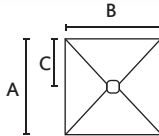
BASE ZERO TECHNICAL INFORMATION

Bespoke cut





Sizes

	A (cm)	B (cm)	C (cm)
	100	70/80/90	25
	120	70/80/90/100	25
	140	70/80/90/100	55
	160	70/80/90/100	55
	180	70/80/90/100	55
	200	70/80/90/100	55
	A (cm)	B (cm)	C (cm)
	90	90	45
	100	100	50

Tests

Texture	Test	Result
ZERO	UNE-EN 16165:2022 Annex A	CLASS C
	French normative XP P 05-010	PN 24

Product data sheet



Installation manual






Base Nude

Originality is the hallmark of the Base Nude made-to-measure shower tray. The unique high-definition Nude texture perfectly reproduces the look of skin, bringing warmth to the space. A shower tray that, thanks to its characteristic simplicity, puts the finish centre stage to create an innovative, elegant shower tray.




Standard sizes (cm)


80 x



90 x



100 x



Available grids

Mia inox



Mia



Geo



Lux



Base Nude




Base Geo Nude crema 170x90 cm




Colours


Standard



Naturally Made



Season







RaI/NCS



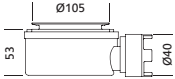
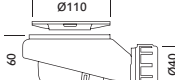
BASE NUDECOMPLEMENTS

Grid

		Texture	Sizes (cm)	Standard	Nat. Made	Season	Ral/NCS
	Mia stainless steel grid	-	12 x 12	✓	✓	✓	✓
	Mia Akron grid	Nude	12 x 12	✓	✓	✓	✓
	Geo Akron grid	Nude	12 x 12	✓	✓	✓	✓
	Lux Akron grid	Nude	12 x 12	✓	✓	✓	✓

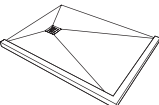
NOTE: only one model of grid per shower tray is included, to choose between: Mia, Geo or Lux.

Traps (mm)

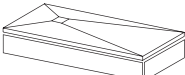
	Standard trap		✓
	Vertical trap		✓
	Extraflat trap		🛒
	High flow trap		🛒

NOTE: only one model of trap per shower tray is included.







Frame

		Texture	Sizes (cm)	
	Frame	Nude	4,1 x 5	🛒

Skirt

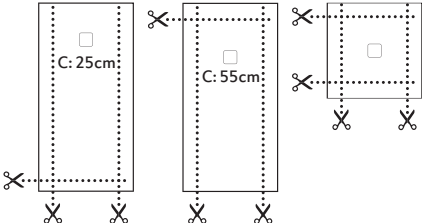
		Texture	Sizes (cm)	
	Skirt	Nude	60 - 200 x 9 x 1,6	🛒

Installation materials

	Basic waterproofing set	Kerdi-TS Schlüter Systems	
	Adhesive glue	Ultrabond MS Rapid	
	Joint sealant	Mapesil AC	

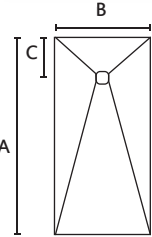
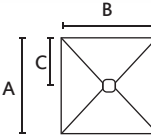
BASE NUDE TECHNICAL INFORMATION

Bespoke cut





Sizes

	A (cm)	B (cm)	C (cm)		A (cm)	B (cm)	C (cm)
	100	80/90	25		100	100	50
	120	80/90/100	25				
	140	80/90	55				
	150	80/90/100	55				
	170	80/90/100	55				
	190	80/90	55				
	200	80/90/100	55				

Tests

Texture	Test	Result
NUDE	UNE-EN 16165:2022 Annex A	CLASS B
	French normative XP P 05-010	PN 18

Product data sheet




Installation manual



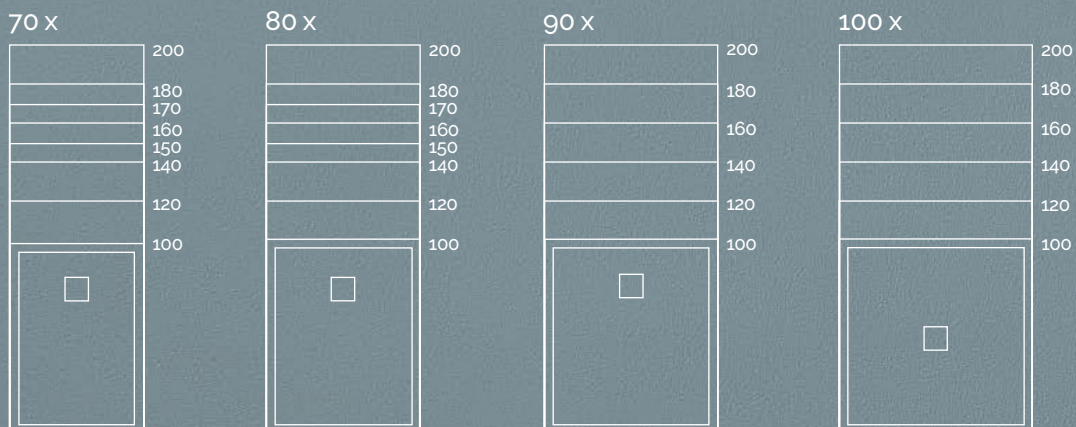


Arq Zero

The Arq Zero made-to-measure shower tray has a frame, just like a work of art. It fits with the fashions of today while boasting a timeless design, thanks to Acquabella's Zero smooth microtexture. An unbeatable choice when it comes to replacing your bathroom shower tray.



Standard sizes (cm)



Available grids

Mia inox



Mia



Geo



Lux







Arq Zero




Arq Zero blanco 200x100 cm




Colours


Standard



Naturally Made



Season







RaI/NCS



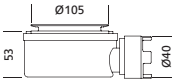
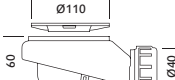
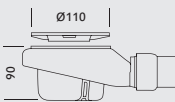
ARQ ZEROCOMPLEMENTS

Grid

		Texture	Sizes (cm)	Standard	Nat. Made	Season	RaI/NCS
	Mia stainless steel grid	-	12 x 12	✓	✓	✓	✓
	Mia Akron grid	Zero	12 x 12	✓	✓	✓	✓
	Geo Akron grid	Zero	12 x 12	✓	✓	✓	✓
	Lux Akron grid	Zero	12 x 12	✓	✓	✓	✓

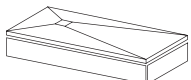
NOTE: only one model of grid per shower tray is included, to choose between: Mia, Geo or Lux.

Traps (mm)




	Standard trap	✓
	Vertical trap	✓
	Extraflat trap	🛒
	High flow trap	🛒

NOTE: only one model of trap per shower tray is included.

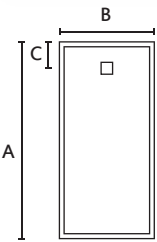
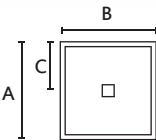
Skirt

	Skirt	Zero	60 - 200 x 9 x 1,6	🛒
---	-------	------	--------------------	---

Installation materials

	Basic waterproofing set	Kerdi-TS Schlüter Systems	🛒
	Adhesive glue	Ultrabond MS Rapid	🛒
	Joint sealant	Mapesil AC	🛒

Sizes

							
A (cm)	B (cm)	C (cm)		A (cm)	B (cm)	C (cm)	
100	70/80/90	25		100	100	50	
120	70/80/90/100	25					
140	70/80/90/100	25					
150	70/80	25					
160	70/80/90/100	25					
170	70/80	25					
180	70/80/90/100	25					
200	70/80/90/100	25					

Tests

Texture	Test	Result
ZERO	UNE-EN 16165:2022 Annex A	CLASS C
	French normative XP P 05-010	PN 24

Product data
sheet



Installation
manual



NOTE: the maximum dimensions of Akron products can vary by ±0.5% in length and width.

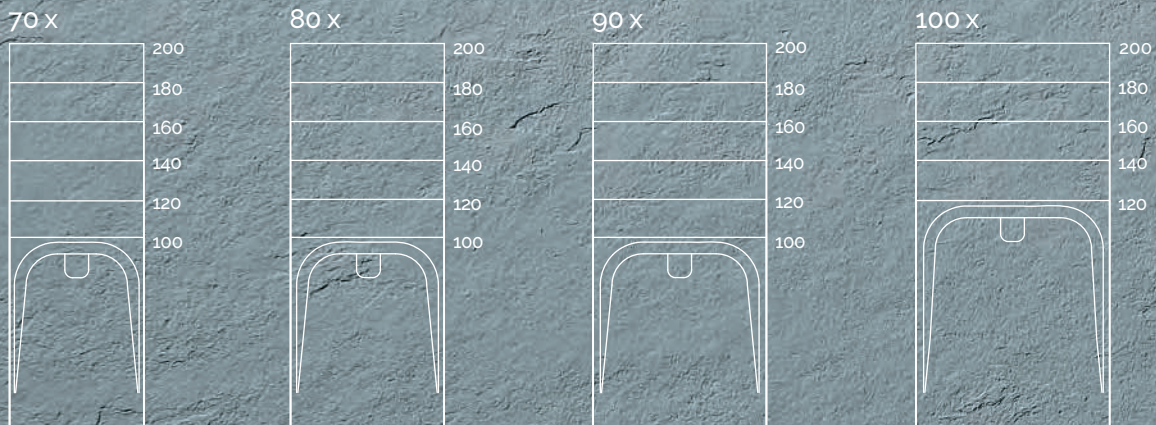


Unic Slate

Inspired by the Neo Art Deco movement, Acquabella presents the Unic shower tray. Our original Unic slate typifies this avant-garde decorative style with its geometric shapes and luxurious materials. The Unic shower tray features an elegant, gently sloping arch which frames a modern grid, all in an elegant Slate texture.



Standard sizes (cm)



Available grids


Deco



Dune




Drop




Unic Slate

The Unic shower tray is here to break every rule thanks to its three innovative grid designs: Deco, Dune and Drop. That choice allows us to go one more step in tailoring a shower tray for you to achieve your desired effect.


Deco






Unic Deco Slate petal 160x90 cm

Dune



Drop







Unic Slate



Unic Drop Slate NCS S 5540-R90B 200x100 cm




Colours


Standard



Naturally Made



Season






RaI/NCS



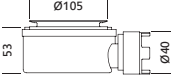
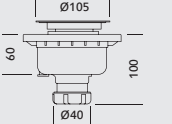
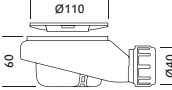
UNIC SLATECOMPLEMENTS

Grid

		Texture	Sizes (cm)	Standard	Nat. Made	Season	Ra/NCS
	Deco Akron grid	Slate	12,1 x 12	✓	✓	✓	✓
	Dune Akron grid	Slate	12,1 x 12	✓	✓	✓	✓
	Drop Akron grid	Slate	12,1 x 12	✓	✓	✓	✓

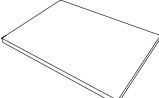
NOTE: only one model of grid per shower tray is included, to choose between: Deco, Dune or Drop.

Traps (mm)


	Standard trap			✓
	Vertical trap			✓
	Extraflat trap			🛒
	High flow trap			🛒

NOTE: only one model of trap per shower tray is included.




Drying area

		Texture	Sizes (cm)	
	Drying area	Slate	100 x 100 x 2,3	🛒

Skirt

		Texture	Sizes (cm)	
	Skirt	Slate	60 - 200 x 9 x 1,6	🛒

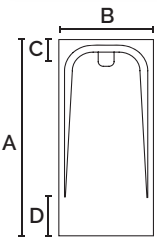
Installation materials

	Basic waterproofing set	Kerdi-TS Schlüter Systems	🛒
	Adhesive glue	Ultrabond MS Rapid	🛒
	Joint sealant	Mapesil AC	🛒

Bespoke cut



Sizes

	A (cm)	B (cm)	C (cm)	D (cm)
	100	70/80/90	15,1	20
	120	70/80/90/100	15,1	20
	140	70/80/90/100	15,1	20
	160	70/80/90/100	15,1	20
	180	70/80/90/100	15,1	20
	200	70/80/90/100	15,1	20

Tests

Texture	Test	Result
SLATE	UNE-EN 16165:2022 Annex A	CLASS C
	French normative XP P 05-010	PN 24

Product data
sheet



Installation
manual



NOTE: the maximum dimensions of Akron products can vary by ±0.5% in length and width.

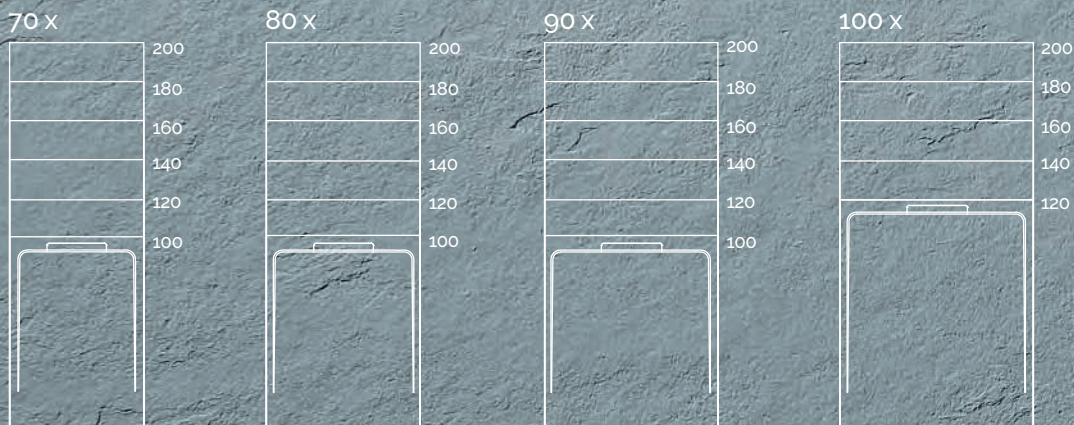



Halo Slate

We are enveloped by minimalism with Halo Slate, a shower tray with a framed design. It has a smooth, gently falling frame, which creates a subtle contrast with the definition of the slate. The Halo Slate shower tray is crowned with a rectangular grid integrated into the frame for rapid drainage.




Standard sizes (cm)













Halo Slate



Halo Slate negro 200x100 cm

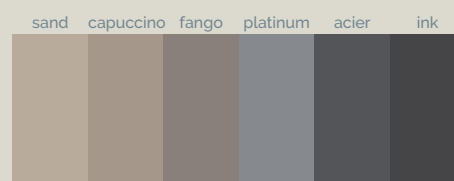


Colours


Standard



Naturally Made



Season




RaI/NCS



HALO SLATECOMPLEMENTS

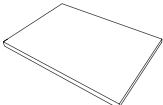

Cover

		Texture	Sizes (cm)	Standard	Nat. Made	Season	Ra/NCS
	Akron cover	Slate	31,2 x 3,5	✓	✓	✓	✓

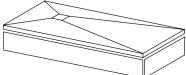

Trap (mm)

	Line standard trap						✓
---	--------------------	--	--	--	--	--	---







Drying area

		Texture	Sizes (cm)	
	Drying area	Slate	100 x 100 x 2,3	

Skirt

		Texture	Sizes (cm)	
	Skirt	Slate	60 - 200 x 9 x 1,6	


Installation materials

	Basic waterproofing set	Kerdi-TS Schlüter Systems	
	Adhesive glue	Ultrabond MS Rapid	
	Joint sealant	Mapesil AC	

Bespoke cut



Sizes

	A (cm)	B (cm)	C (cm)	D (cm)	E (cm)
	100	70/80	4,4	20	40
	100	90	4,4	20	50
	120	70/80	4,4	20	40
	120	90/100	4,4	20	50
	140	70/80	4,4	20	40
	140	90/100	4,4	20	50
	160	70/80	4,4	20	40
	160	90/100	4,4	20	50
	180	70/80	4,4	20	40
	180	90/100	4,4	20	50
	200	70/80	4,4	20	40
	200	90/100	4,4	20	50

Tests

Texture	Test	Result
SLATE	UNE-EN 16165:2022 Annex A	CLASS C
	French normative XP P 05-010	PN 24

Product data sheet



Installation manual




NOTE: the maximum dimensions of Akron products can vary by ±0.5% in length and width.




Areia Slate Evo

Inspired by the way the sea wears rock, Acquabella has launched its Areia Slate Evo made-to-measure shower tray. Its simple design takes the shower experience to another level thanks to the Slate Evo texture, a re-imagining of the traditional Slate texture that progressively falls away to the grid.



Standard sizes (cm)






Areia Slate Evo

The Areia model has a rectangular grid with rounded edges that fits perfectly with the gentle slope of the shower tray.





Areia Slate Evo marfil 180x90 cm



Areia Slate Evo marfil 180x90 cm






Areia Slate Evo



Areia Slate Evo NCS 5 3030-Y80R-200x100-cm




Colours


Standard



Naturally Made



Season




RaI/NCS

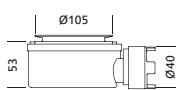
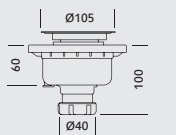
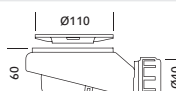



AREIA SLATE EVOCOMPLEMENTS

Cover

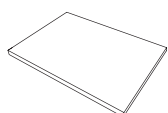
		Texture	Sizes (cm)	Standard	Nat. Made	Season	RaL/NCS
	Akron cover	Slate Evo	16 x 12,5	✓	✓	✓	✓

Traps (mm)




	Standard trap			✓
	Vertical trap			✓
	Extraflat trap			🛒
	High flow trap			🛒

NOTE: only one model of trap per shower tray is included.

Drying area

		Texture	Sizes (cm)	
	Drying area	Slate	100 x 100 x 2,3	🛒

Installation materials

	Basic waterproofing set	Kerdi-TS Schlüter Systems	🛒
	Adhesive glue	Ultrabond MS Rapid	🛒
	Joint sealant	Mapesil AC	🛒

Bespoke cut



Sizes

	A (cm)	B (cm)	C (cm)
	100	70/80/90	13,1
	120	70/80/90/100	13,1
	140	70/80/90/100	13,1
	160	70/80/90/100	13,1
	180	70/80/90/100	13,1
	200	70/80/90/100	13,1

Tests

Texture	Test	Result
SLATE EVO	UNE-EN 16165:2022 Annex A	CLASS C
	French normative XP P 05-010	PN 24

Product data
sheet



Installation
manual




NOTE: the maximum dimensions of Akron products can vary by ±0.5% in length and width.



Natur Wave


Acquabella presents the new Wave texture. Its design was inspired by the dynamic patterns seen in nature. Rings of varying heights embrace and trace an irregular grid, to give our Natur model. The result is a shower tray that exudes design and personality from every side.




reddot winner 2023

Standard sizes (cm)


70 x




80 x



90 x




100 x













Natur Wave



Natur Wave crema 200x100 cm




Colours


Standard



Naturally Made



Season




Ra/NCS

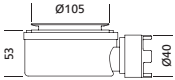
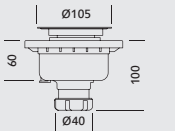
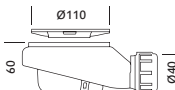
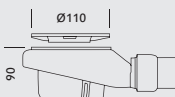


NATUR WAVECOMPLEMENTS

Grid




		Texture	Sizes (cm)	Standard	Nat. Made	Season	Ra/NCS
	Akron grid	Wave	14 x 13,9	✓	✓	✓	✓

Traps (mm)

	Standard trap						✓
	Vertical trap						✓
	Extraflat trap						🛒
	High flow trap						🛒

NOTE: only one model of trap per shower tray is included.

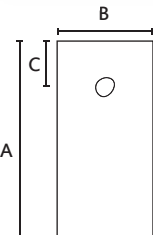
Installation materials

	Basic waterproofing set	Kerdi-TS Schlüter Systems		🛒
	Adhesive glue	Ultrabond MS Rapid		🛒
	Joint sealant	Mapesil AC		🛒

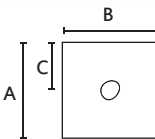
Bespoke cut



Sizes



A (cm)	B (cm)	C (cm)
100	70/80/90	25
120	70/80/90/100	25
140	70/80/90/100	55
160	70/80/90/100	55
180	70/80/90/100	55
200	70/80/90/100	55



A (cm)	B (cm)	C (cm)
90	90	45
100	100	50

Tests

Texture	Test	Result
WAVE	UNE-EN 16165:2022 Annex A	CLASS C
	French normative XP P 05-010	PN 24

Product data
sheet



Installation
manual





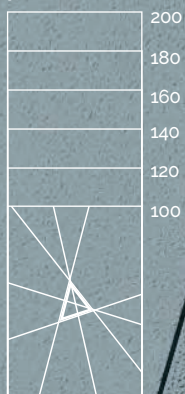
Smart Quiz

The Smart Quiz shower tray represents the essence of Acquabella: cutting edge, creative and ground-breaking. An innovative design whose most distinctive feature is a geometric puzzle of Beton, Zero and Ethnic textures. Made-to-measure Smart Quiz shower trays have a central grid which is totally integrated into the lines of the shower tray to hide the drain.




Standard sizes (cm)


70 x



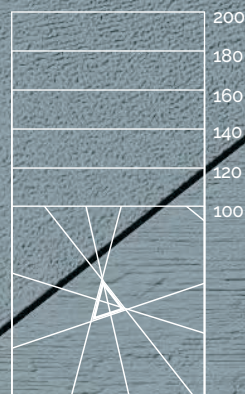
80 x



90 x



100 x









Smart Quiz



Smart Quiz negro 200x100 cm




Colours


Standard



Naturally Made



Season




RaI/NCS

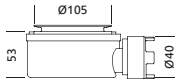
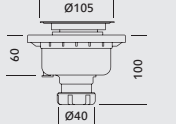
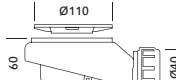



SMART QUIZCOMPLEMENTS

Grid




		Texture	Sizes (cm)	Standard	Nat. Made	Season	Ra/NCS
	Akrongrid	Beton	17,6 x 17,6	✓	✓	✓	✓

Traps (mm)

	Standard trap						✓
	Vertical trap						✓
	Extraflat trap						🛒
	High flow trap						🛒

NOTE: only one model of trap per shower tray is included.

Installation materials

	Basic waterproofing set	Kerdi-TS Schlüter Systems	🛒
	Adhesive glue	Ultrabond MS Rapid	🛒
	Joint sealant	Mapesil AC	🛒

Bespoke cut



Sizes

	A (cm)	B (cm)	C (cm)
	90	90	45
	100	70/80/90/100	50
	120	70/80/90/100	60
	140	70/80/90/100	70
	160	70/80/90/100	80
	180	70/80/90/100	90
	200	70/80/90/100	100

Tests

Texture	Test	Result
QUIZ	UNE-EN 16165:2022 Annex A	CLASS B
	French normative XP P 05-010	PN 18

Product data
sheet



Installation
manual






Tempo Arabba

Tempo Arabba represents a return to our origins, marked by design and craftsmanship. Looking as though made from fabric, it reproduces the appearance of hand-woven natural fibres with the care that Acquabella invests in every product. Its patterning plays with our visual perception, merging with a stone finish. A texture true to our desire to be different.



Standard sizes (cm)









Tempo Arabba



Tempo Arabba blanco 200x100 cm




Colours


Standard



Naturally Made



Season




RaI/NCS



TEMPO ARABBA COMPLEMENTS

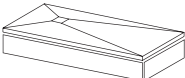

Cover

		Texture	Sizes (cm)	Standard	Nat. Made	Season	RaI/NCS
	Akron cover	Arabba	34,6 x 2,8	✓	✓	✓	✓







Trap (mm)

	Line standard trap						✓
---	--------------------	--	--	--	--	--	---

Skirt

		Texture	Sizes (cm)	
	Skirt	Arabba	60 - 200 x 9 x 1,6	

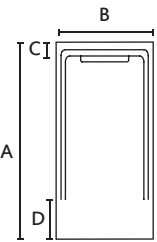
Installation materials

	Basic waterproofing set	Kerdi-TS Schlüter Systems	
	Adhesive glue	Ultrabond MS Rapid	
	Joint sealant	Mapesil AC	

Bespoke cut



Sizes

	A (cm)	B (cm)	C (cm)	D (cm)
	100	70/80/90	7,4	20
	120	70/80/90/100	7,4	20
	140	70/80/90/100	7,4	20
	160	70/80/90/100	7,4	20
	180	70/80/90/100	7,4	20
	200	70/80/90/100	7,4	20

Tests

Texture	Test	Result
ARABBA	UNE-EN 16165:2022 Annex A	CLASS C
	French normative XP P 05-010	PN 24

Product data
sheet



Installation
manual





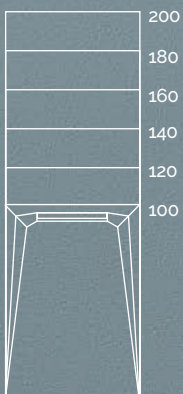
Flow Zero

The Flow Zero shower tray is designed to become one with water. Its design immerses us in a universe of calm and relaxation thanks to a refined minimalist style. Its gentle gradients, in keeping with the Zero texture, direct the water towards a grid integrated into the frame, capable of handling the large flow captured by the its surface.

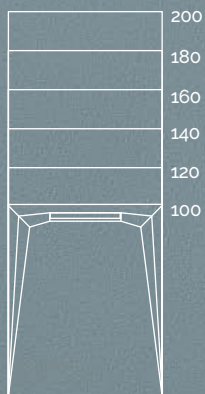


Standard sizes (cm)

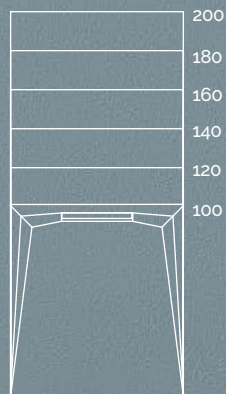
70 x



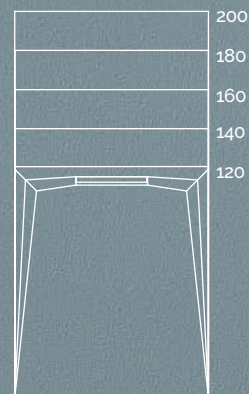
80 x



90 x



100 x









Flow Zero



Flow Zero NCS S 4020-Rg0B 200x100 cm




Colours


Standard



Naturally Made



Season




RaI/NCS



FLOW ZERO COMPLEMENTS



Cover

		Texture	Sizes (cm)	Standard	Nat. Made	Season	Ra/NCs
	Akron cover	Zero	36,1 x 3	✓	✓	✓	✓





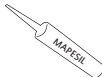

Trap (mm)

	Line standard trap						✓
---	--------------------	--	--	--	--	--	---

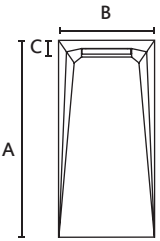
Skirt

		Texture	Sizes (cm)	
	Skirt	Zero	60 - 200 x 9 x 1,6	

Installation materials

	Basic waterproofing set	Kerdi-TS Schlüter Systems	
	Adhesive glue	Ultrabond MS Rapid	
	Joint sealant	Mapesil AC	

Sizes



Technical drawing of a shower tray showing dimensions A, B, and C. Dimension A is the height, B is the width at the top, and C is the width at the bottom.

A (cm)	B (cm)	C (cm)
100	70/80/90	5,6
120	70/80/90/100	5,6
140	70/80/90/100	5,6
160	70/80/90/100	5,6
180	70/80/90/100	5,6
200	70/80/90/100	5,6

Tests

Texture	Test	Result
ZERO	UNE-EN 16165:2022 Annex A	CLASS C
	French normative XP P 05-010	PN 24

Product data
sheet



Installation
manual



NOTE: the maximum dimensions of Akron products can vary by ±0.5% in length and width.




Focus Beton

Fashion is cyclical but geometric shapes are a constant feature of design. Acquabella wants to convey that sense of unity and perfection through its Focus shower tray. It combines Beton's cement-like texture with a ring in the metal finish of your choice for the drain to provide a harmonic mix of materials.




Standard sizes (cm)


80 x




90 x



100 x



Available metal rings







Focus Beton




Focus cobre Beton blanco 200x100 cm

Colours


Standard



Naturally Made



Season





Ra/NCS

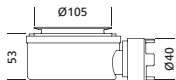
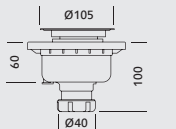
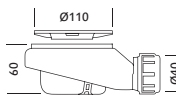
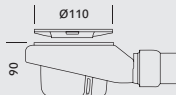


FOCUS BETONCOMPLEMENTS

Grid

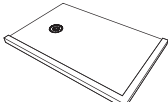
		Texture	Sizes (cm)	Standard	Nat. Made	Season	RaI/NCS
	Akron grid	Beton	Ø 10,6	✓	✓	✓	✓
	Metal ring	Inox / Cobre / Negro / Blanco	Ø 12,9	✓	✓	✓	✓

Traps (mm)

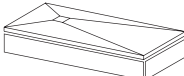
	Standard trap						✓
	Vertical trap						✓
	Extraflat trap						🛒
	High flow trap						🛒

NOTE: only one model of trap per shower tray is included.




Frame

		Texture	Sizes (cm)	
	Frame	Beton	4,1 x 5	🛒

Skirt

		Texture	Sizes (cm)	
	Skirt	Beton	60 - 200 x 9 x 1,6	🛒

Installation materials

	Basic waterproofin set	Kerdi-TS Schlüter Systems	🛒
	Adhesive glue	Ultrabond MS Rapid	🛒
	Joint sealant	Mapesil AC	🛒

Bespoke cut



Sizes

	A (cm)	B (cm)	C (cm)		A (cm)	B (cm)	C (cm)
	100	80/90	25		100	100	50
	120	80/90/100	25				
	140	80/90/100	55				
	160	80/90/100	55				
	180	80/90/100	55				
	200	80/90/100	55				

Tests

Texture	Test	Result
BETON	UNE-EN 16165:2022 Annex A	CLASS C
	French normative XP P 05-010	PN 24

Product data
sheet



Installation
manual



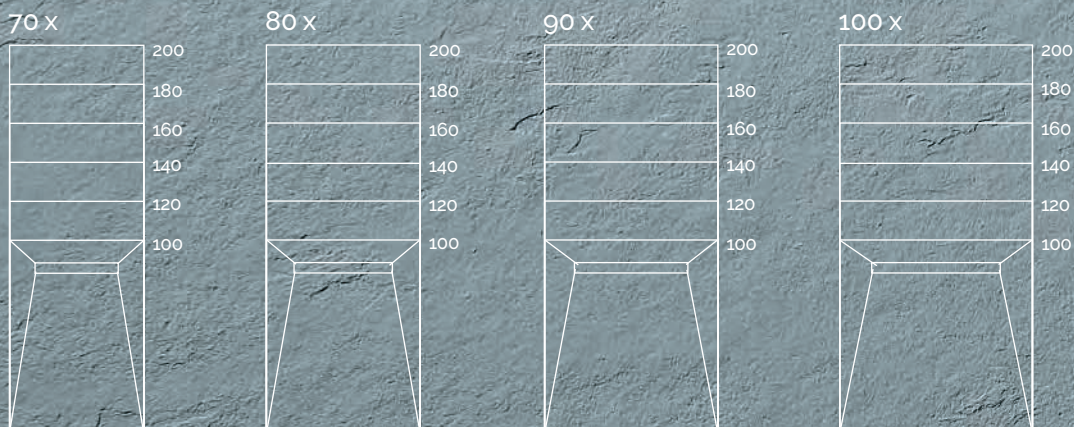


Prisma Slate

Elegant angles are a key feature of the Prisma Slate shower tray, playing with light and shadow to add extra value to the design. Slate texture takes centre stage in this made-to-measure shower tray, which is crowned with an elongated stainless steel grid, integrated in its smooth contours.



Standard sizes (cm)





Prisma Slate



Prisma Slate blanco 200x100 cm

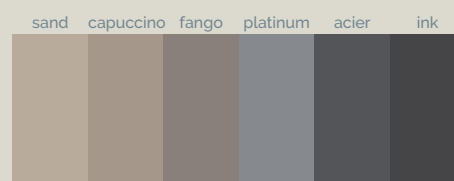


Colours


Standard



Naturally Made



Season




RaI/NCS

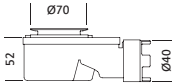
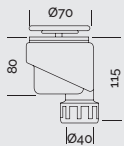


PRISMA SLATECOMPLEMENTS

Grid

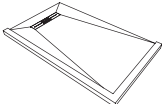
		Sizes (cm)	Standard	Nat. Made	Season	RaI/NCS
	Stainless steel grid	7 x L	✓	✓	✓	✓

Traps (mm)

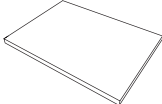
	Standard Ø70 trap					✓
	Vertical Ø70 trap					✓

NOTE: only one model of trap per shower tray is included.

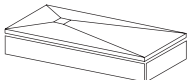
Frame

		Texture	Sizes (cm)	
	Frame	Slate	4,1 x 5	🛒




Drying area

		Texture	Sizes (cm)	
	Drying area	Slate	100 x 100 x 2,3	🛒

Skirt

		Texture	Sizes (cm)	
	Skirt	Slate	60 - 200 x 9 x 1,6	🛒

Installation materials

	Basic waterproofing set	Kerdi-TS Schlüter Systems	🛒
	Adhesive glue	Ultrabond MS Rapid	🛒
	Joint sealant	Mapesil AC	🛒

Bespoke cut



Sizes

		A (cm)	B (cm)	C (cm)
		100	70/80/90/100	15
		120	70/80/90/100	15
		140	70/80/90/100	25
		160	70/80/90/100	25
		180	70/80/90/100	25
		200	70/80/90/100	25

Tests

Texture	Test	Result
SLATE	UNE-EN 16165:2022 Annex A	CLASS C
	French normative XP P 05-010	PN 24

Product data
sheet



Installation
manual







Bathtubs

Opal Quiz 144-149

Lech 150-153

Nevis 154-157

Dewa 158-161

Voss 162-165

Chrea 166-171

Levi 172-175

Vars 176-179

Venet 180-183

Boreal 184-187


Opal Quiz




Opal Quiz bathtub negro

Colours


Standard



Naturally Made



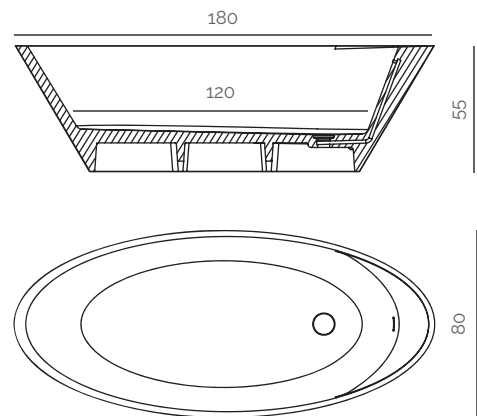
Season



RaI/NCS



Standard sizes (cm)



Awards









OPAL QUIZCOMPLEMENTS



Drain

		Finish	Cover finish	
	Akrone clic-clac drain	Chrome	Standard / Nat. Made / Season / Ral/NCS	



Trap (mm)

	Standard trap H98			
---	-------------------	--	--	---

Installation materials

	Joint sealant	Mapesil AC		
---	---------------	------------	--	---

OPAL QUIZTECHNICAL INFORMATION

	Weight of the bathtub (Kg)	158
	Water volume to overflow (L)	222

Product data
sheet



Installation
manual









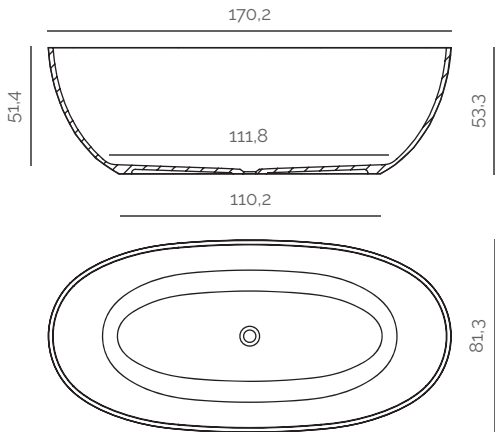
Colours

Standard

blanco mate







Standard sizes (cm)

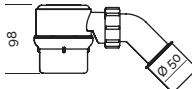



LECHCOMPLEMENTS



Drain

		Finish	Cover finish	
	Clic-clac drain	Chrome	Blanco mate	
	Clic-clac drain	Chrome	Chrome	

Trap (mm)

	Standard trap Hg8	
---	-------------------	---

Installation materials

	Joint sealant	Mapesil AC	
---	---------------	------------	---

LECHTECHNICAL INFORMATION

	Weight of the bathtub (Kg)	86,54
	Water volume (L)	427

Product data
sheet



Installation
manual







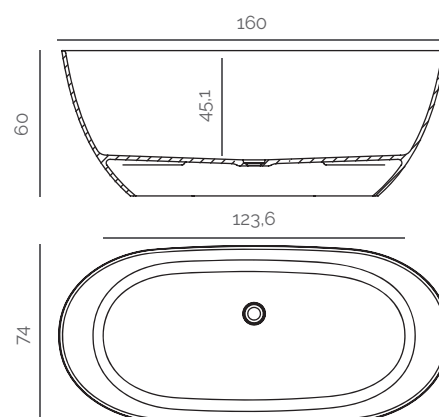
Colours

Standard

blanco mate





Standard sizes (cm)



NEVISCOMPLEMENTS


Drain

		Finish	Cover finish	
	Dolotek clic-clac drain	Chrome	Blanco mate	

Trap (mm)

	Standard trap H79			
---	-------------------	--	--	---

Installation materials

	Joint sealant	Mapesil AC		
---	---------------	------------	--	---

NEVISTECHNICAL INFORMATION

	Weight of the bathtub (Kg)	94,40
	Water volume (L)	375

Product data
sheet



Installation
manual









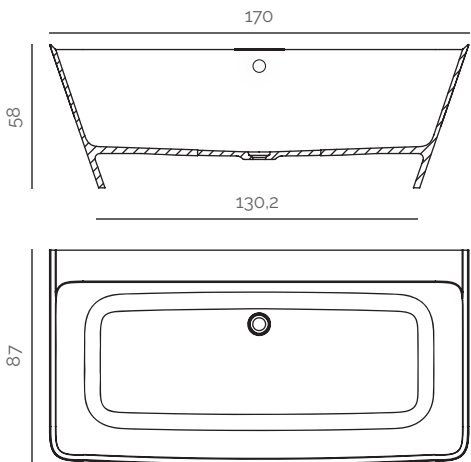
Colours

Standard

blanco mate



Standard sizes (cm)



DEWACOMPLEMENTS

Drain



Dolotek clic-clac drain

Finish

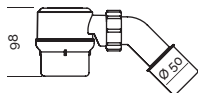
Cover finish

Chrome

Blanco mate



Trap (mm)



Standard trap H98



Installation materials



Joint sealant

Mapesil AC



DEWATECHNICAL INFORMATION



Kg

Weight of the bathtub (Kg)

133,11



L

Water volume to overflow (L)

263

Product data
sheet



Installation
manual









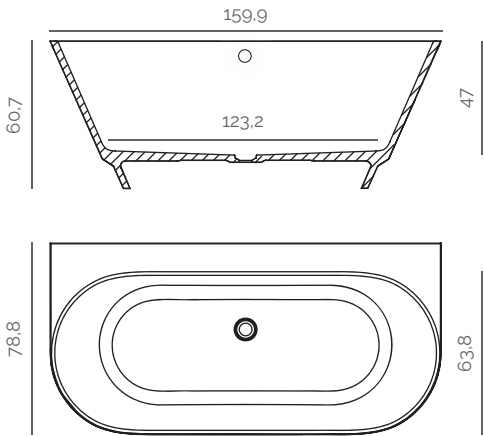
Colours

Standard

blanco mate



Standard sizes (cm)



VOSSCOMPLEMENTS

Drain



Dolotek clic-clac drain

Finish

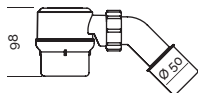
Cover finish

Chrome

Blanco mate



Trap (mm)



Standard trap H98



Installation materials



Joint sealant

Mapesil AC



VOSSTECHNICAL INFORMATION



Kg

Weight of the bathtub (Kg)

129,45



L

Water volume to overflow (L)

246

Product data
sheet



Installation
manual







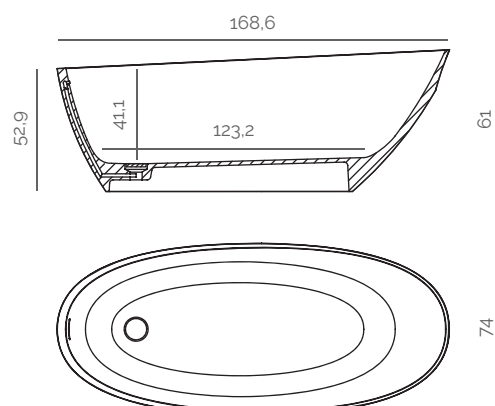
Colours

Standard

blanco mate



Standard sizes (cm)







CHREACOMPLEMENTS

Drain



Dolotek clic-clac drain

Finish

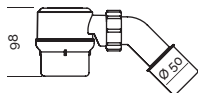
Cover finish

Chrome

Blanco mate



Trap (mm)



Standard trap H98



Installation materials



Joint sealant

Mapesil AC



CHREATECHNICAL INFORMATION



Kg

Weight of the bathtub (Kg)

121,40



L

Water volume to overflow (L)

226

Product data
sheet



Installation
manual









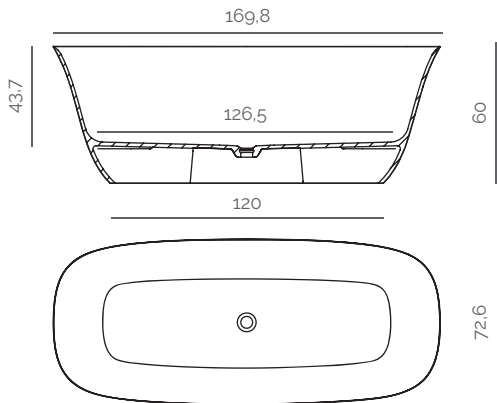
Colours

Standard

blanco mate







Standard sizes (cm)



LEVICOMPLEMENTS

Drain

		Finish	Cover finish	
	Clic-clac drain	Chrome	Blanco mate	
	Clic-clac drain	Chrome	Chrome	

Trap (mm)

	Standard trap H98	
---	-------------------	---

Installation materials

	Joint sealant	Mapesil AC	
---	---------------	------------	---

LEVITECHNICAL INFORMATION

	Weight of the bathtub (Kg)	121,72
	Water volume (L)	350

Product data
sheet



Installation
manual





Vars



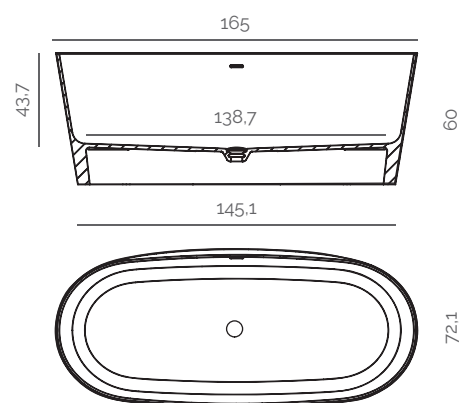
Colours

Standard

blanco mate



Standard sizes (cm)



VARSCOMPLEMENTS

Drain



Dolotek clic-clac drain

Finish

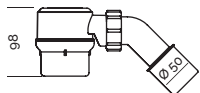
Cover finish

Chrome

Blanco mate



Trap (mm)



Standard trap H98



Installation materials



Joint sealant

Mapesil AC



VARSTECHNICAL INFORMATION



Weight of the bathtub (Kg)

110,60



Water volume to overflow (L)

300

Product data
sheet



Installation
manual









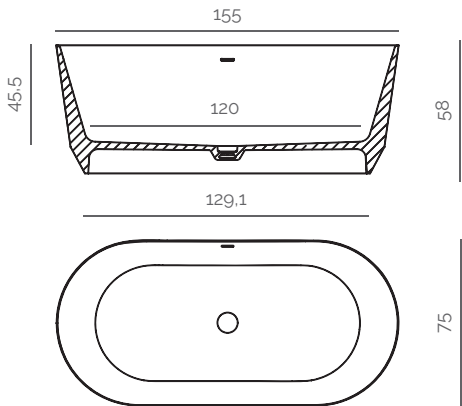
Colours

Standard

blanco mate



Standard sizes (cm)



VENETCOMPLEMENTS

Drain



Dolotek clic-clac drain

Finish

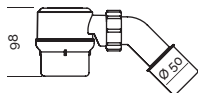
Cover finish

Chrome

Blanco mate



Trap (mm)



Standard trap H98



Installation materials



Joint sealant

Mapesil AC



VENETTECHNICAL INFORMATION



Kg

Weight of the bathtub (Kg)

192,84



L

Water volume to overflow (L)

298

Product data
sheet



Installation
manual





Boreal



Boreal bathtub



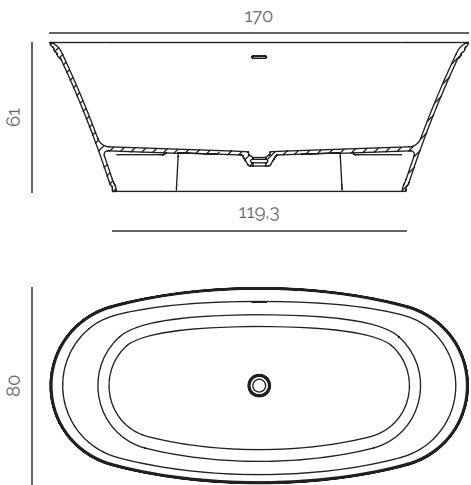
Colours

Standard

blanco mate





Standard sizes (cm)



BOREALCOMPLEMENTS

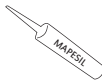

Drain

		Finish	Cover finish	
	Dolotek clic-clac drain	Chrome	Blanco mate	


Trap (mm)

	Standard trap H98	
---	-------------------	---

Installation materials

	Joint sealant	Mapesil AC	
---	---------------	------------	---

BOREALTECHNICAL INFORMATION

	Weight of the bathtub (Kg)	110,50
	Water volume to overflow (L)	290

Product data
sheet



Installation
manual









Wallpanels

Basic 190-193

Quiz 194-197

Hera 198-201


Muretto Vintage 202-205

Muretto Loft 206-209

Basic



Textures




Colours

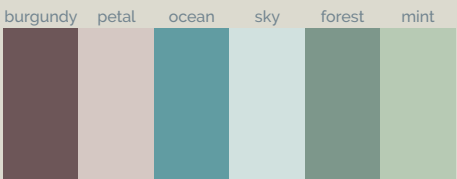
Standard



Naturally Made




Season



RaL/NCS



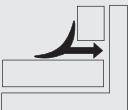

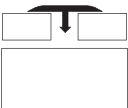



Standard sizes (cm)



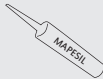

	A	B
	200	70/80/90/100/120
	220	70/80/90/100/120
	250	70/80/90/100/120

BASICCOMPLEMENTS

Profiles

Finish			
	Final profile	Chrome	
	Corner profile	Chrome	
	Profile between panels	Chrome	

Installation materials

	Adhesive glue	Ultrabond MS Rapid	
	Joint sealant	Mapesil AC	

Product data
sheet



Installation
manual







Quiz wallpanels blanco 250x120 cm · One CF Beton worktop crema 240x50 cm · On-Top Colors Circle XL basins Beton NCS S 3050-Y80R · Moon mirrors Beton NCS S 3050-Y80R · Show go Quiz furniture NCS S 3050-Y80R · Show Quiz closet NCS S 3050-Y80R




quiz

Colours

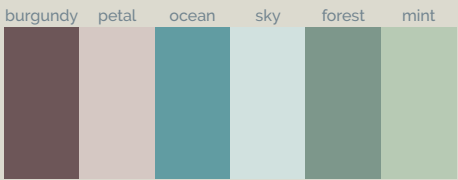
Standard



Naturally Made



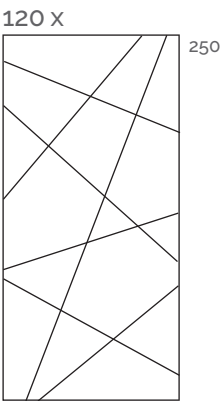
Season



RaI/NCS



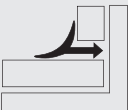

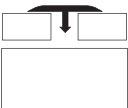



Standard sizes (cm)



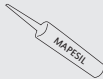



QUIZCOMPLEMENTS

Profiles

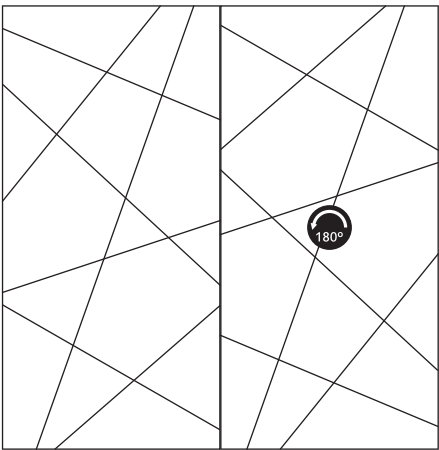
Finish		
	Final profile	Chrome 
	Corner profile	Chrome 
	Profile between panels	Chrome 

Installation materials

	Adhesive glue	Ultrabond MS Rapid 
	Joint sealant	Mapesil AC 

QUIZTECHNICAL INFORMATION

Installation



Product data
sheet



Installation
manual







Texture



zero



Colours

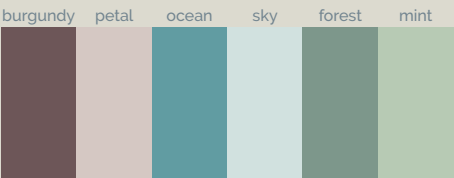
Standard



Naturally Made




Season



RaI/NCS







Standard sizes (cm)



Wall panels


HERACOMPLEMENTS

Installation materials

	Adhesive glue	Ultrabond MS Rapid	
	Joint sealant	Mapesil AC	

HERATECHNICAL INFORMATION

Installation



Product data
sheet



Installation
manual





Muretto Vintage



Muretto Vintage NCS S 3020-G30Y 120x45 cm




Colours

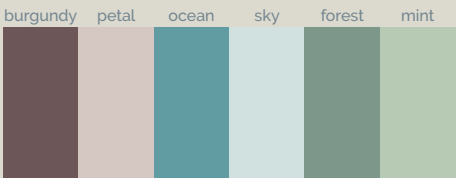
Standard



Naturally Made



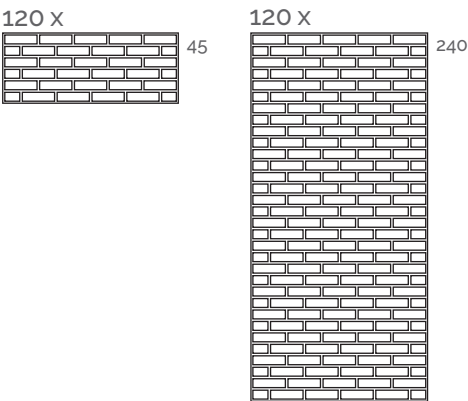
Season



RaI/NCS







Standard sizes (cm)




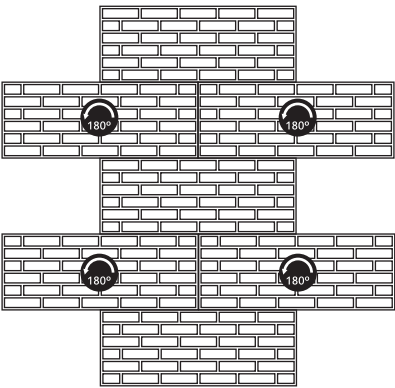
MURETTO VINTAGECOMPLEMENTS

Installation materials

	Adhesive glue	Ultrabond MS Rapid	
	Joint sealant	Mapesil AC	

MURETTO VINTAGETECHNICAL INFORMATION

Installation



Product data
sheet



Installation
manual





Muretto Loft



Muretto Loft XL NCS S 4030-Y80R 250x120 cm


Texture




beton

Colours

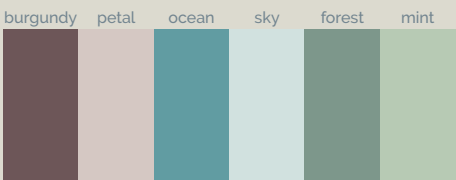
Standard



Naturally Made



Season



RaI/NCS







Standard sizes (cm)

120 x				250


MURETTO LOFTCOMPLEMENTS

Installation materials

	Adhesive glue	Ultrabond MS Rapid	
	Joint sealant	Mapesil AC	

MURETTO LOFTTECHNICAL INFORMATION

Installation



Product data
sheet



Installation
manual









Worktops

Integra 212-217

Integra 2 218-221

Mini 222-225

Infinity 226-229

Infinity 2 230-235

One 236-239

Moiwa 240-243

Integra





Integra CF 120 DX Slate worktop NCS S 3030-Y80R




slate

Colours


Standard



Naturally Made



Season



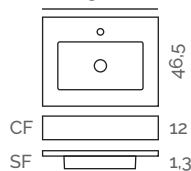
RaI/NCS



Standard sizes (cm)

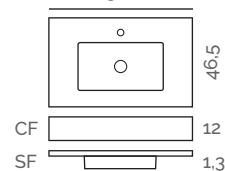
Integra 60

SF: 60,3 / CF: 60



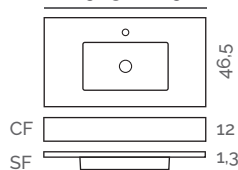
Integra 80

SF: 80,3 / CF: 80



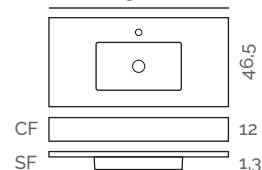
Integra 90

SF: 90,3 / CF: 90



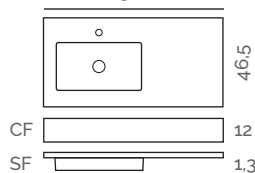
Integra 100

SF: 100,3 / CF: 100



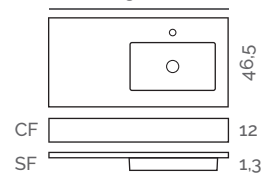
Integra 100 Sx

SF: 100,3 / CF: 100



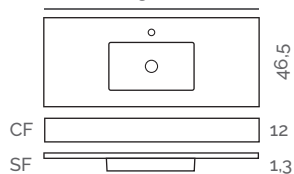
Integra 100 Dx

SF: 100,3 / CF: 100



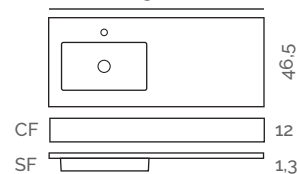
Integra 120

SF: 120,3 / CF: 120



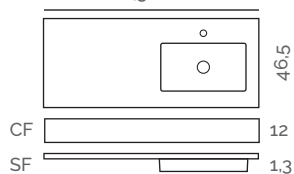
Integra 120 Sx

SF: 120,3 / CF: 120



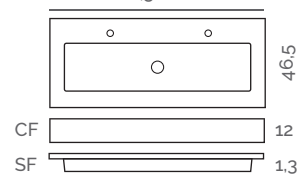
Integra 120 Dx

SF: 120,3 / CF: 120



Integra 120 XL

SF: 120,3 / CF: 120













INTEGRACOMPLEMENTS



Basins

	Sizes (cm)	Integra 60	Integra 80	Integra 90	Integra 100	Integra 120	Integra 120 XL
	26,7 x 50 x 9	✓	✓	✓	✓	✓	
	26,7 x 104 x 9						✓

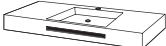

Drains

		Finish	
	Akron clic-clac drain	Chrome / Black	
	Akron free drain	Chrome / Black	

Upstand

		Texture	Sizes (cm)	
	Upstand	Slate	60 - 120 x 3 x 1,6	





Towel rail

		Sizes (cm)	Integra CF
	Front towel rail Show	40 x 4	

Fixing system

		Integra SF	Integra CF
	Fixing system		✓

Installation materials

	Adhesive glue	Ultrabond MS Rapid	
	Joint sealant	Mapesil AC	

Product data
sheet



Installation
manual





Integra 2



Integra 2 CF 140 Slate worktop capuccino · Basic Slate wallpanels blanco 250x100 cm · Urban mirror



Texture




slate

Colours

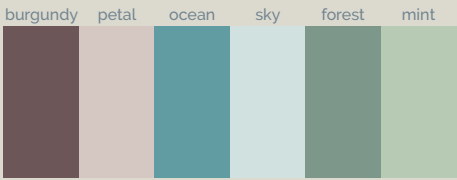
Standard



Naturally Made



Season

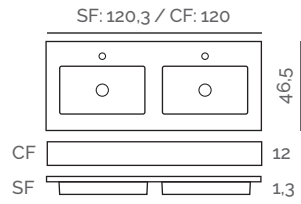


RaI/NCS

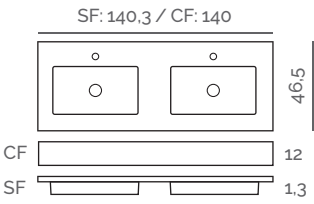


Standard sizes (cm)

Integra-2 120



Integra-2 140







INTEGRA 2COMPLEMENTS



Basin

	Sizes (cm)	Integra-2 120	Integra-2 140
	26,7 x 50 x 9		

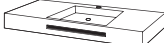

Drains

		Finish	
	Akron clic-clac drain	Chrome / Black	
	Akron free drain	Chrome / Black	

Upstand

		Texture	Sizes (cm)	
	Upstand	Slate	120 - 140 x 3 x 1,6	



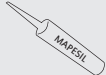

Towel rail

		Sizes (cm)	Integra-2 CF
	Front towel rail Show	40 x 4	

Fixing system

		Integra-2 SF	Integra-2 CF
	Fixing system		

Installation materials

	Adhesive glue	Ultrabond MS Rapid	
	Joint sealant	Mapesil AC	

Product data
sheet



Installation
manual





Mini



Mini Slate worktops blanco · Basic Slate wallpanel NCS S 4020-R90B 250x120 cm · Urban mirror

Texture




slate

Colours

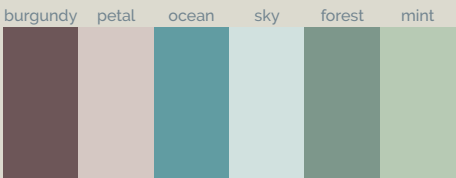
Standard



Naturally Made



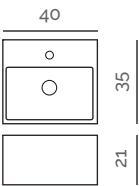
Season



RaI/NCS



Standard sizes (cm)



MINICOMPLEMENTS

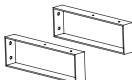

Basin

	Sizes (cm)	
	23,4 x 38 x 12,1	





Drains

		Finish	
	Akron clic-clac drain	Chrome / Black	
	Akron free drain	Chrome / Black	

Fixing system

		Finish	
	Fixing system	Shiny stainless / Black	

Installation materials

	Adhesive glue	Ultrabond MS Rapid	
	Joint sealant	Mapesil AC	

Product data
sheet



Installation
manual





Infinity



Infinity 52 CF Arabba worktop cappuccino 200x50 cm

Textures



arabba

slate



beton

nude


zero

Colours


Standard



Naturally Made



Season

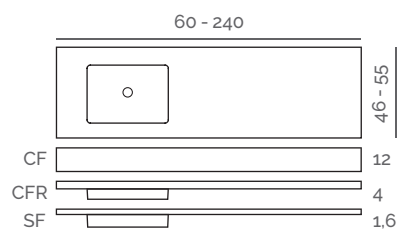


RaI/NCS

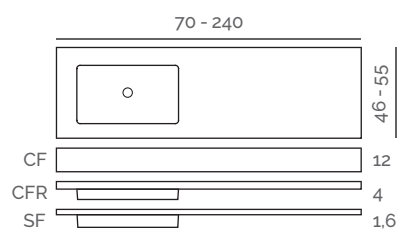


Standard sizes (cm)

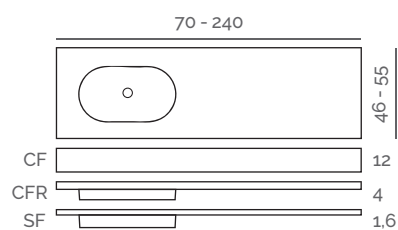
Infinity 42



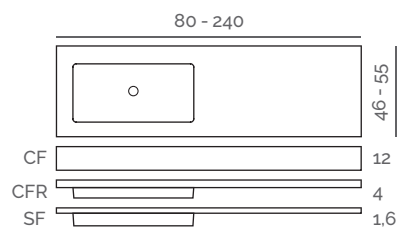
Infinity 52



Infinity Round 52



Infinity 62







NOTE: it is necessary to add the worktop design with all the measurements in each order.

Order form







INFINITYCOMPLEMENTS



Basins

		Sizes (cm)	Worktop size	Infinity 42	Infinity 52	Infinity 62
	Basin 42	30 x 42 x 10	Infinity 60 - 240	✓		
	Basin 52	30 x 52 x 10	Infinity 70 - 240		✓	
	Basin 52 Round	30 x 52 x 10	Infinity 70 - 240		✓	
	Basin 62	30 x 62 x 10	Infinity 80 - 240			✓

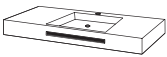

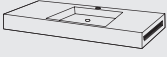

Drains

		Finish	
	Akron clic-clac drain	Chrome / Black	
	Akron free drain	Chrome / Black	

Upstand

		Texture	Sizes (cm)	
	Upstand	Arabba / Slate / Beton / Nude / Zero	60 - 240 x 3 x 1,6	

Towel rails

		Sizes (cm)	Infinity CF
	Front towel rail Show	40 x 4	
	Right towel rail Show	40 x 4	
	Left towel rail Show	40 x 4	

Fixing system

		Infinity CF	Infinity CFR	Infinity SF
	Fixing system	✓	✓	



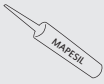

Product data
sheet



Installation
manual



Installation materials

	Adhesive glue	Ultrabond MS Rapid	
	Joint sealant	Mapesil AC	



Worktops

Infinity 2



Infinity 2 Round 52 CF Beton worktop platinum 220x46 cm

Textures



arabba

slate



beton

nude


zero

Colours


Standard



Naturally Made



Season

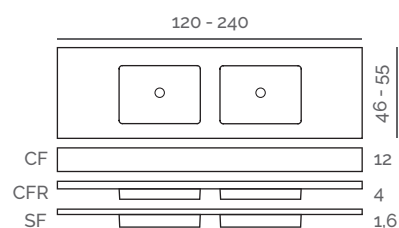


RaI/NCS

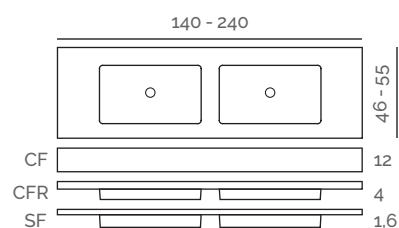


Standard sizes (cm)

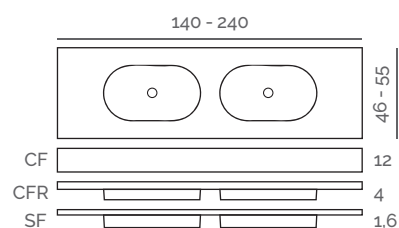
Infinity-2 42



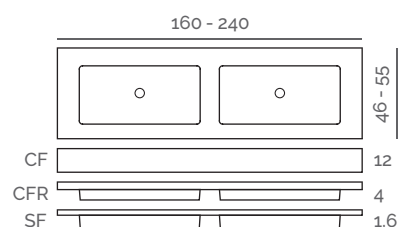
Infinity-2 52



Infinity-2 Round 52



Infinity-2 62



NOTE: it is necessary to add the worktop design with all the measurements in each order.

Order form















INFINITY 2COMPLEMENTS



Basins

		Sizes (cm)	Worktop size	Infinity-2 42	Infinity-2 52	Infinity-2 62
	Basin 42	30 x 42 x 10	Infinity-2 120 - 240	✓		
	Basin 52	30 x 52 x 10	Infinity-2 140 - 240		✓	
	Basin 52 Round	30 x 52 x 10	Infinity-2 140 - 240		✓	
	Basin 62	30 x 62 x 10	Infinity-2 160 - 240			✓

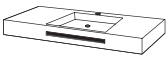

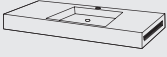



Drains

		Finish	
	Akron clic-clac drain	Chrome / Black	
	Akron free drain	Chrome / Black	


Upstand

		Texture	Sizes (cm)	
	Upstand	Arabba / Slate / Beton / Nude / Zero	120 - 240 x 3 x 1,6	

Towel rails

		Sizes (cm)	Infinity-2 CF
	Front towel rail Show	40 x 4	
	Right towel rail Show	40 x 4	
	Left towel rail Show	40 x 4	

Fixing system

		Infinity-2 CF	Infinity-2 CFR	Infinity-2 SF
	Fixing system	✓	✓	

Product data sheet



Installation manual



Installation materials



Adhesive glue

Ultrabond MS Rapid



Joint sealant

Mapesil AC




Worktops

One



One CF Beton worktop sky 180x50 cm

Textures




Colours

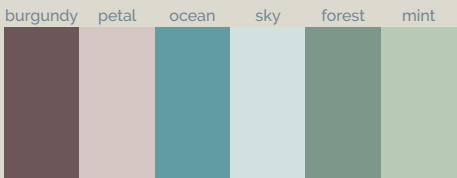
Standard



Naturally Made



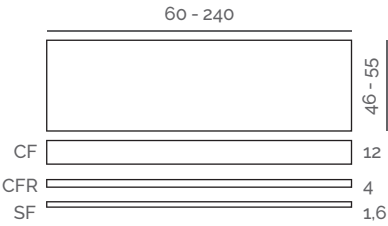
Season



RaI/NCS



Standard sizes (cm)





NOTE: it is necessary to add the worktop design with all the measurements in each order.

Order form

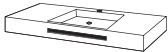

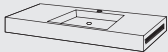





ONECOMPLEMENTS

Upstand

		Texture	Sizes (cm)	
	Upstand	Arabba / Slate / Beton / Nude / Zero	60 - 120 x 3 x 1,6	





Towel rails

		Sizes (cm)	One CF
	Front towel rail Show	40 x 4	
	Right towel rail Show	40 x 4	
	Left towel rail Show	40 x 4	

Fixing system

		One CF	One CFR	One SF
	Fixing system			

Installation materials

	Adhesive glue	Ultrabond MS Rapid	
	Joint sealant	Mapesil AC	

Product data
sheet




Installation
manual









Colours

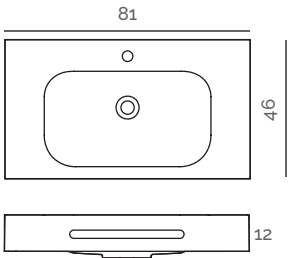
Standard

blanco mate

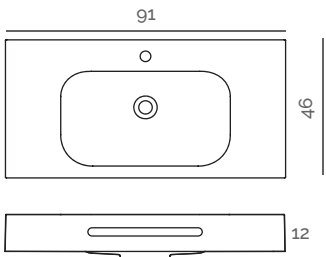


Standard sizes (cm)

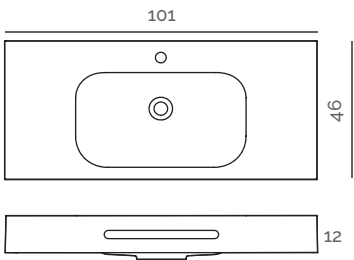
Moiwa 81



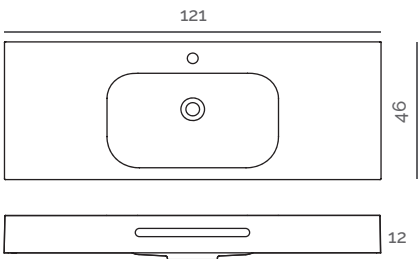
Moiwa 91



Moiwa 101











Moiwa 121

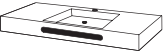



MOIWA COMPLEMENTS

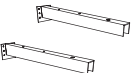

Drains

		Finish	Cover finish	
	Click-clac drain	Chrome	Chrome	
	Free outlet drain	Chrome	Chrome	
	Pop Down drain	Chrome	Chrome	
	Flat drain	Chrome	Chrome	

Towel rail

		Sizes (cm)	
	Moiwa towel rail	50 x 5	

Fixing system

	Fixing system		
---	---------------	--	---

Installation materials

	Joint sealant	Mapesil AC	
---	---------------	------------	---

Product data
sheet



Installation
manual









Basins

Delia 246-249

On-Top 250-255

Chrea 256-259

Levi 260-263

Vars 264-267

Venet 268-271



Delia Zero basin forest

Texture



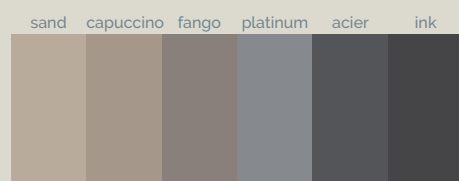
zero

Colours


Standard



Naturally Made



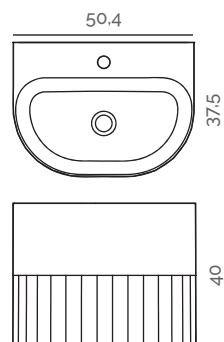
Season



RaI/NCS



Standard sizes (cm)




Award



DELIACOMPLEMENTS



Drains

		Finish	
	Akron clic-clac drain	Chrome / Black	
	Akron free drain	Chrome / Black	

Fixing system

	Fixing system	
---	---------------	---

Installation materials

	Joint sealant	Mapesil AC	
---	---------------	------------	---

Product data
sheet



Installation
manual







Textures



slate


beton

Colours


Standard



Naturally Made



Season

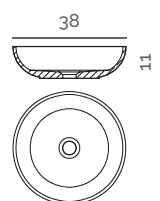


RaI/NCS

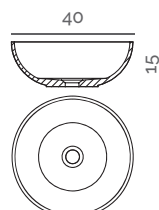


Standard sizes (cm)

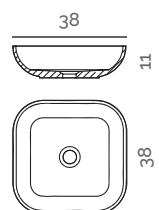
On-Top Circle



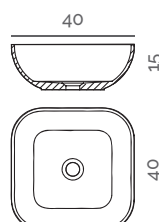
On-Top Circle XL



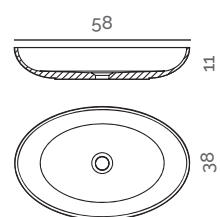
On-Top Square



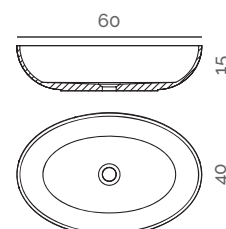
On-Top Square XL



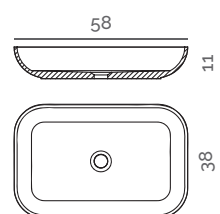
On-Top Oval



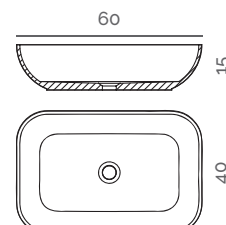
On-Top Oval XL



On-Top Rectangle



On-Top Rectangle XL






NOTE: 5 cm diameter drain.







ON-TOPCOMPLEMENTS

Drains

Finish			
	Akron clic-clac drain	Chrome / Black	
	Akron free drain	Chrome / Black	

Installation materials

	Joint sealant	Mapesil AC	
---	---------------	------------	---

Product data
sheet



Installation
manual









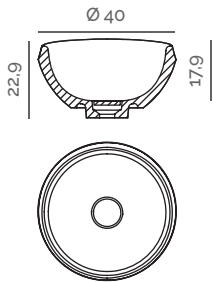
Colours

Standard

blanco mate





Standard sizes (cm)



CHREACOMPLEMENTS

Drain

		Finish	Cover finish	
	Dolotek clic-clac drain	Chrome	Blanco mate	

Installation materials

	Joint sealant	Mapesil AC	
---	---------------	------------	---

Product data
sheet



Installation
manual







Levi Rectangle basin

Colours

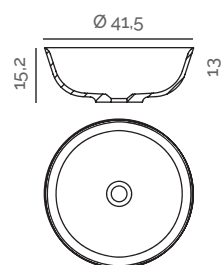
Standard

blanco mate

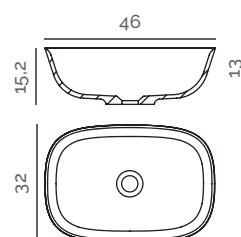


Standard sizes (cm)

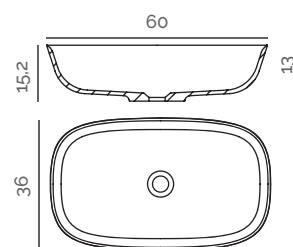
Levi Circle XL



Levi Rectangle











Levi Rectangle XL




LEVICOMPLEMENTS

Drains

		Finish	Cover finish	
	Clic-clac drain	Chrome	Chrome	
	Free outlet drain	Chrome	Chrome	
	Pop Down drain	Chrome	Chrome	
	Flat drain	Chrome	Chrome	

Installation materials

	Joint sealant	Mapesil AC	
---	---------------	------------	---

Product data
sheet



Installation
manual







Vars Rectangle XL basin

Colours

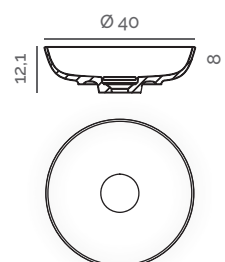
Standard

blanco mate

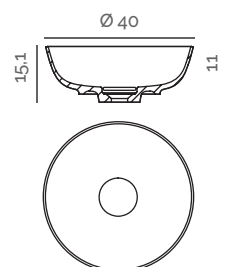


Standard sizes (cm)

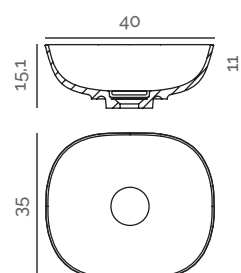
Vars Circle



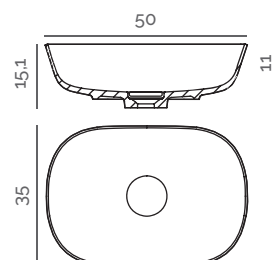
Vars Circle XL



Vars Square XL





Vars Rectangle XL







VARSCOMPLEMENTS

Cover

		Material	Cover finish	
	Dolotek cover	Dolotek	Blanco mate	

Drains

		Finish	Cover finish	
	Pop Down drain	Chrome	Chrome	
	Flat drain	Chrome	Chrome	

Installation materials

	Joint selant	Mapesil AC	
---	--------------	------------	---

Product data
sheet



Installation
manual







Venet Square basin



Colours

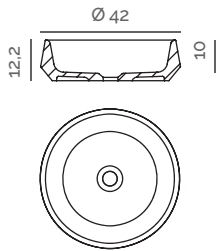
Standard

blanco mate

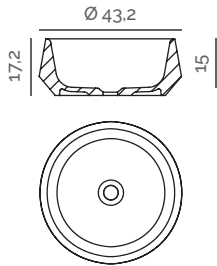


Standard sizes (cm)

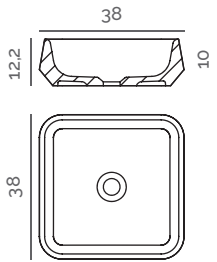
Venet Circle



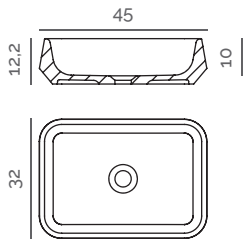
Venet Circle XL



Venet Square











Venet Rectangle





VENETCOMPLEMENTS

Drains

		Finish	Cover finish	
	Clic-clac drain	Chrome	Chrome	
	Free outlet drain	Chrome	Chrome	
	Pop Down drain	Chrome	Chrome	
	Flat drain	Chrome	Chrome	

Installation materials

	Joint sealant	Mapesil AC	
---	---------------	------------	---

Product data
sheet



Installation
manual









Totems

Icon 274-277

Levi 278-281

Vars 282-285



Texture




slate

Colours

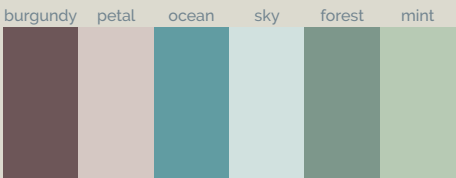
Standard



Naturally Made



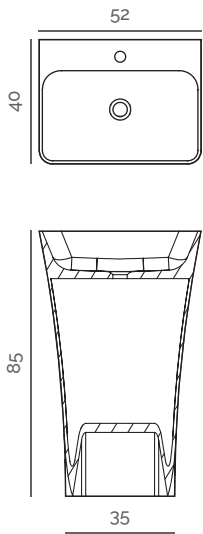
Season



RaI/NCS







Standard sizes (cm)



ICONCOMPLEMENTS

Drains

Finish			
	Akron clic-clac drain	Chrome / Black	
	Akron free drain	Chrome / Black	

Fixing system

	Fixing system	
---	---------------	---

Installation materials

	Joint sealant	Mapesil AC	
---	---------------	------------	---

Product data sheet



Installation manual









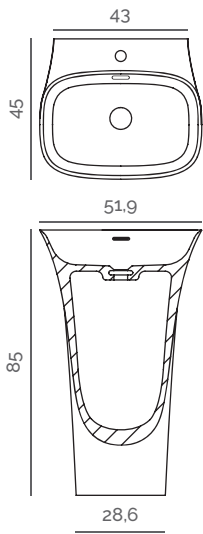
Colours

Standard

blanco mate





Standard sizes (cm)



LEVICOMPLEMENTS

Drain

		Finish	Cover finish	
	Click-clac drain with overflow	Chrome	Chrome	

Fixing system

	Fixing system			
---	---------------	--	--	---

Installation materials

	Joint sealant	Mapesil AC		
---	---------------	------------	--	---

Product data
sheet



Installation
manual









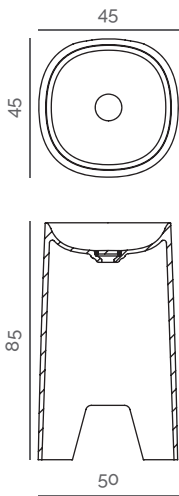
Colours

Standard

blanco mate



Standard sizes (cm)







VARSCOMPLEMENTS

Cover

		Material	Finish	
	Dolotek cover	Dolotek	Blanco mate	

Drains

		Finish	Cover finish	
	Pop Down drain	Chrome	Chrome	
	Flat drain	Chrome	Chrome	

Installation materials

	Joint sealant	Mapesil AC	
---	---------------	------------	---

Product data
sheet



Installation
manual









Furniture and accessories


<i>Artic furniture</i>	288-291
<i>Delia furniture</i>	292-293
<i>Integra furniture</i>	294-295
<i>Integra floor standing furniture</i>	296-297
<i>Urban furniture</i>	298-299
<i>Show furniture</i>	300-301
<i>Show closet</i>	302-303
<i>Show stool</i>	304-305
<i>Show seat wall</i>	306-307
<i>Box shelf</i>	308-309
<i>Show shelf</i>	310-311
<i>Corner Show shelf</i>	312-313
<i>Cladding for toilet</i>	314-315
<i>Moon mirror</i>	316-317
<i>Urban mirror</i>	318-319
<i>Show mirror</i>	320-321
<i>Kendo shower column</i>	322-323

Artic furniture

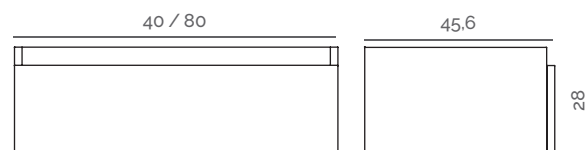


Finishes

madera blanco



Standard sizes (cm)



NOTE: worktop not included with Artic furniture.
NOTE: the Artic furniture can be combined with any of our countertops with central drainage. Worktops Infinity and Infinity 2 must be without tap hole.

Product data
sheet



Installation
manual









Textures



arabba

slate


beton

nude

zero

Colours

Standard




blanco

nacar

beige

marfil

crema



grey


cemento

moka

lava

negro

Naturally Made



sand

capuccino


fango

platinum

acier

ink

Season



burgundy

petal

ocean

sky

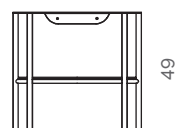
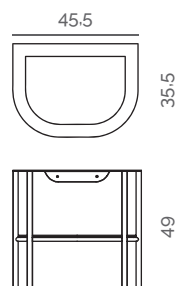
forest

mint

RaI/NCS



Standard sizes (cm)



NOTE: Delia Basin not included with Delia furniture.

Product data
sheet




Installation
manual



Integra furniture



Textures




Colours

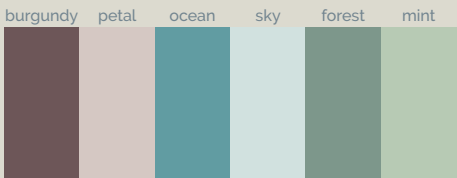
Standard



Naturally Made



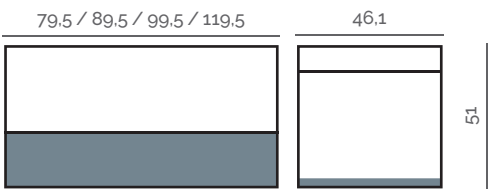
Season



RaI/NCS



Standard sizes (cm)



NOTE: worktop not included with Integra furniture.

Product data
sheet



Installation
manual



Integra floor standing furniture



Integra 120 Slate floor standing furniture lava - Integra SF 120 SX Slate worktop lava - Urban mirror

Textures



arabba

slate



beton

nude


zero

Colours


Standard



Naturally Made



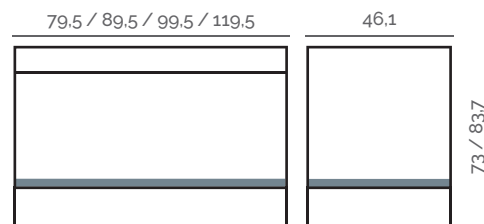
Season



RaI/NCS

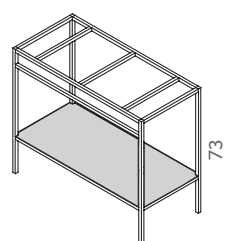


Standard sizes (cm)



NOTE: worktop not included with Integra floor standing furniture.

Height (cm)



Integra CF

Integra 2 CF

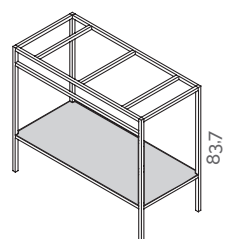
Infinity CF

Infinity 2 CF

One CF

One CFR

One SF



Integra SF

Integra 2 SF

Infinity CFR

Infinity SF

Infinity 2 CFR

Infinity 2 SF

Product data
sheet



Installation
manual




Urban furniture

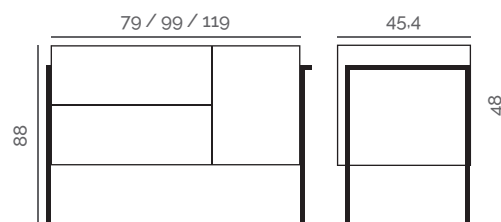


Urban madera furniture 100 cm · One SF Beton worktop NCS S 3020-G10Y · On-Top Circle XL Beton basin crema · Quiz wallpanels NCS S 5020-B90G 240X120 cm · Urban mirror

Finishes



Standard sizes (cm)



NOTE: worktop not included with Urban furniture.

NOTE: the Urban furniture can be accompanied by any of our worktops as long as it conforms to the following parameters: length 80,100 or 120 cm - width 46 cm - dran position centered.

Product data
sheet



Installation
manual



Show furniture



Show 80 Arabba furniture crema

Textures




Colours


Standard



Naturally Made



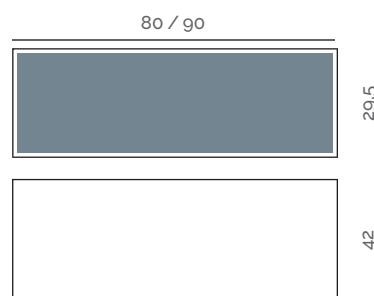
Season



RaI/NCS



Standard sizes (cm)



Product data
sheet



Installation
manual



Show closet



Show Quiz closet NCS S 3050-Y80R

Textures




Colours


Standard



Naturally Made



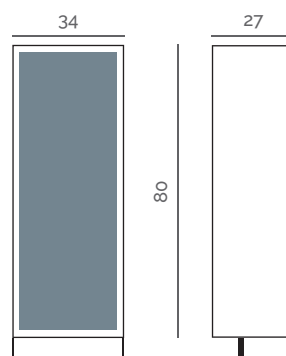
Season



RaI/NCS



Standard sizes (cm)



Product data
sheet



Installation
manual




Show stool





Show blanco Slate stool NCS S 5540-R90B · Chrea bathtub · Hera Zero wallpanel NCS S 2050-Y 220x100 cm

Textures




Colours


Standard



Naturally Made



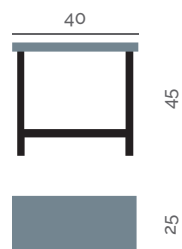
Season



RaI/NCS



Standard sizes (cm)



Product data
sheet




Show seat wall



Show Slate seat wall blanco · Basic Slate wallpanel negro 240x100 cm

Textures




Colours

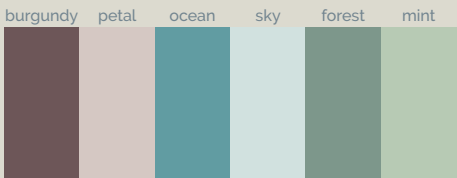
Standard



Naturally Made



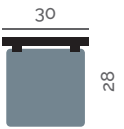
Season



RaI/NCS



Standard sizes (cm)



Product data
sheet



Installation
manual




Box shelf



Box Slate shelf ink · Basic Slate wallpanel platinum 250x120 cm

Textures




Colours

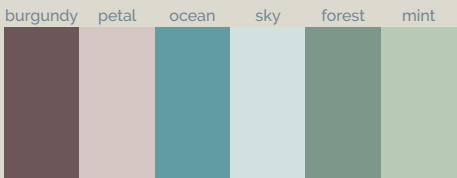
Standard



Naturally Made



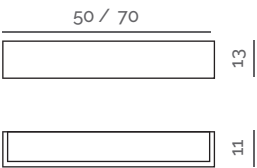
Season



RaI/NCS



Standard sizes (cm)



Product data
sheet



Installation
manual




Show shelf



Show blanco Beton shelf blanco · Basic Beton wallpanel crema 250x100 cm

Textures




Colours

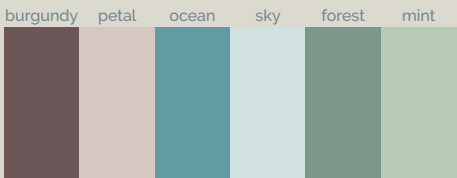
Standard



Naturally Made



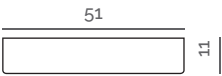
Season



RaI/NCS



Standard sizes (cm)



Product data
sheet



Installation
manual




NOTE: the maximum dimensions of Akron products can vary by ±0.5% in length and width.

Corner Show shelf



Corner Show negro Slate shelf lava · Basic Slate wallpanel marfil

Textures




Colours

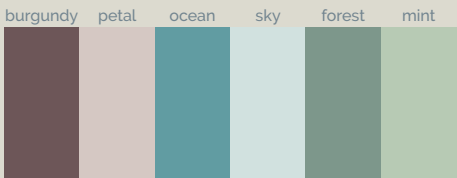
Standard



Naturally Made



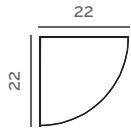
Season



RaI/NCS



Standard sizes (cm)



Product data
sheet



Installation
manual




Cladding for toilet



Cladding for toilet Zero negro

Textures




Colours


Standard



Naturally Made



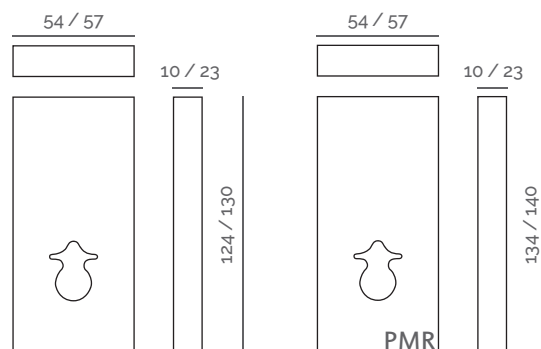
Season



RaL/NCS



Standard sizes (cm)



Product data
sheet



Installation
manual




Moon mirror




Moon Slate mirror crema · Chrea basins · One CF Slate worktop crema 200x50 cm · Basic Slate wallpanels blanco 250x120 cm

Textures




Colours


Standard



Naturally Made



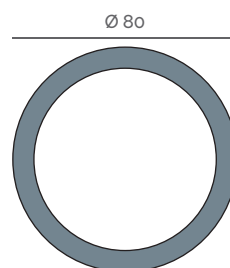
Season



RaI/NCS



Standard sizes (cm)



Product data
sheet



Installation
manual

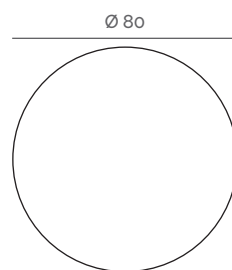


Urban mirror





Standard sizes (cm)



Product data
sheet



Installation
manual




Show mirror



Show Slate mirrors cemento · Basic Slate wallpanels crema 250x100 cm · On-Top Square XL Slate basins cemento

Textures




Colours


Standard



Naturally Made



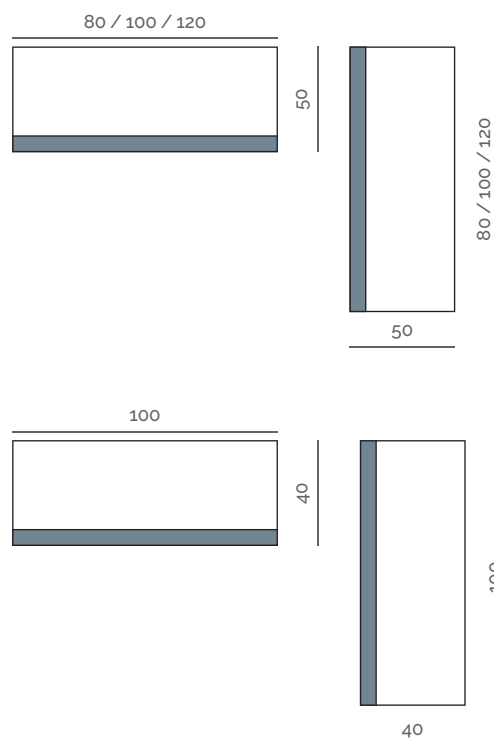
Season



RaI/NCS



Standard sizes (cm)



Product data
sheet



Installation
manual



Kendo shower column



Kendo Slate shower column NCS S 6010-B30G · Basic Slate wallpanels blanco 240x100 cm · Show inox Slate shelves NCS S 6010-B30G

Textures



arabba

slate



beton

nude


zero

Colours


Standard



Naturally Made



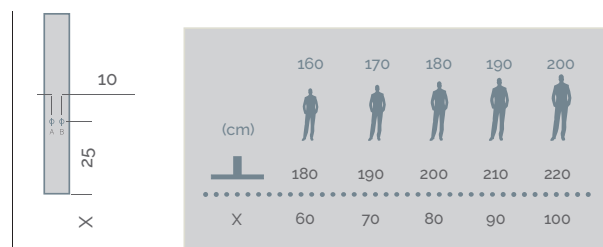
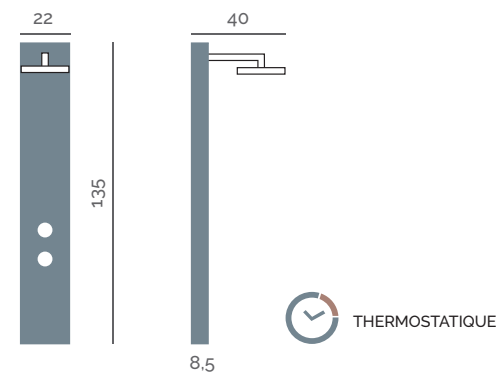
Season



RaI/NCS



Standard sizes (cm)



Product data
sheet



Installation
manual







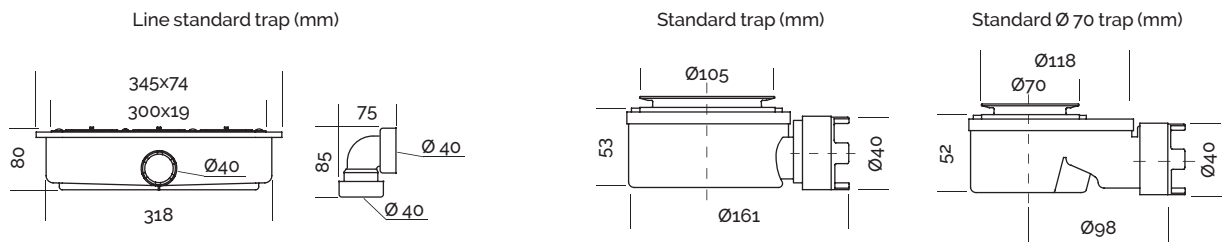
Technical information

<i>Available traps</i>	326
<i>Available drains</i>	327
<i>Shower trays complements</i>	328-329
<i>Bathtubs complements</i>	330-331
<i>Totems complements</i>	330-331
<i>Worktops complements</i>	332-333
<i>Basins complements</i>	334-335
<i>Akron certifications</i>	336-337
<i>Dolotek certifications</i>	338
<i>Use and maintenance</i>	339
<i>Akron products characteristics</i>	339-340
<i>Repair</i>	341-342
<i>General sales conditions</i>	343-344

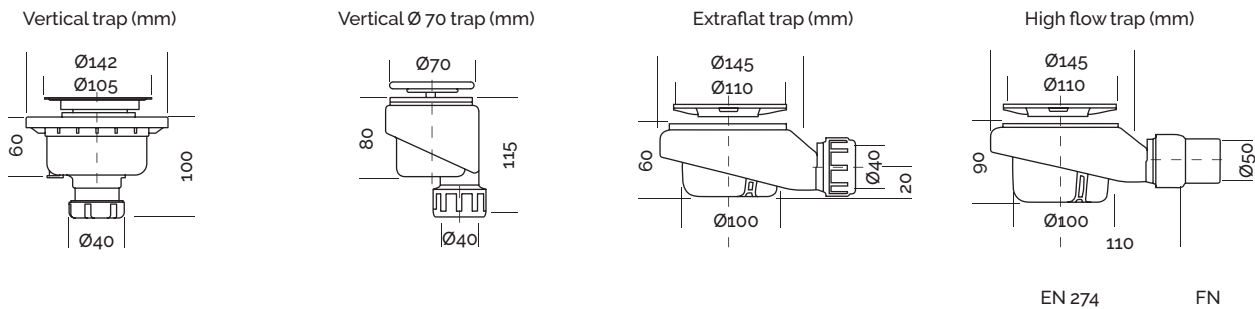
Available traps

SHOWER TRAYS

Standard



Optional



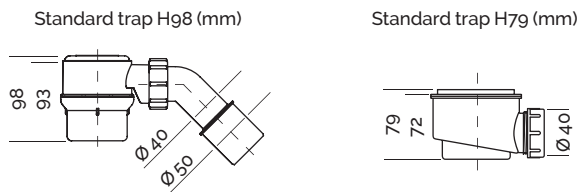
Line standard trap

Standard trap	✓
Standard Ø70 trap	✓
Vertical trap	
Vertical Ø70 trap	
Extraflat trap	

High flow trap	✓	✓
----------------	---	---

BATHTUBS

Standard

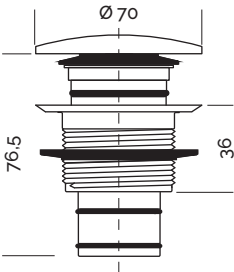


	EN 274	FN
Standard trap H98	✓	
Standard trap H79	✓	

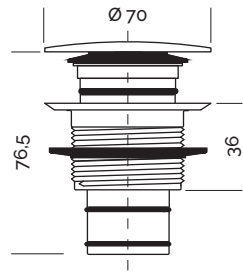
Available drains

BATHTUBS

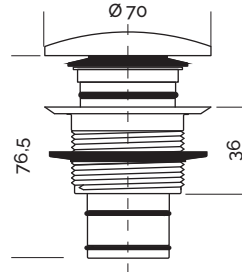
Akron clic-clac drain (mm)



Clic-clac drain chrome (mm)

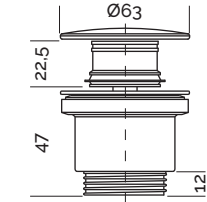


Dolotek clic-clac drain (mm)

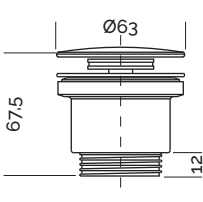


WORKTOPS, BASINS AND TOTEMS

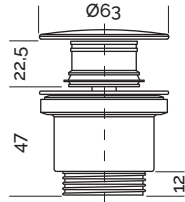
Akron clic-clac drain (mm)



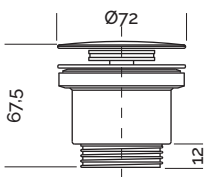
Akron free drain (mm)



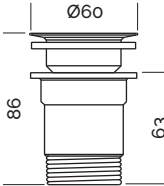
Clic-clac drain chrome (mm)



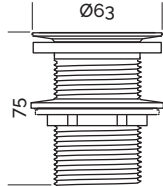
Free outlet drain chrome (mm)



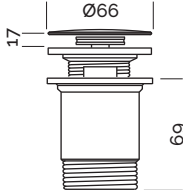
Pop Down drain chrome (mm)



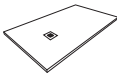
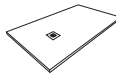
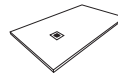
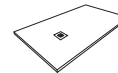






















Flat drain chrome (mm)

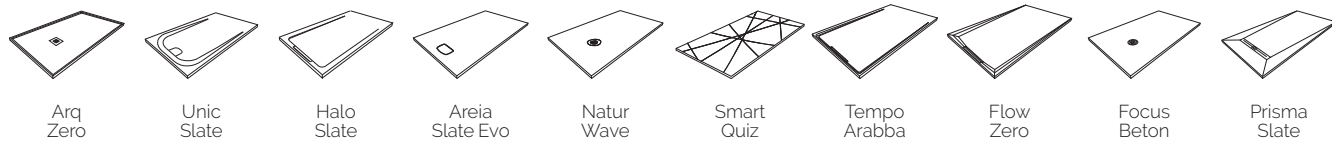


Clic-clac drain with overflow chrome (mm)



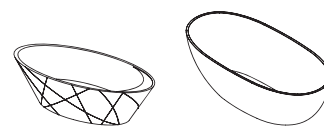
SHOWER TRAYS COMPLEMENTS































						   			
		Standard	Nat. Made	Season	RaI/NCS	Base Slate	Base Beton	Base Zero	Base Nude
	Line standard trap								
	Standard trap					✓	✓	✓	✓
	Standard Ø70 trap								
	Vertical trap					✓	✓	✓	✓
	Vertical Ø70 trap								
	Extraflat trap					🛒	🛒	🛒	🛒
	High flow trap					🛒	🛒	🛒	🛒
	Frame (5x4,1 cm)	📦	📦	📦	📦	🛒	🛒	🛒	🛒
	Drying area	📦	📦	📦	📦	🛒			
	Skirt	📦	📦	📦	📦	🛒	🛒	🛒	🛒
	Base / Arq Stainless steel grid					✓	✓	✓	✓
	Base / Arq Akron grid (Mia, Geo, Lux)	📦	📦	📦	📦	✓	✓	✓	✓
	Unic Slate Akron grid (Deco, Dune, Drop)	📦	📦	📦	📦				
	Halo Slate Akron cover	📦	📦	📦	📦				
	Area Slate Evo Akron cover	📦	📦	📦	📦				
	Natur Wave Akron grid	📦	📦	📦	📦				
	Smart Quiz Akron grid	📦	📦	📦	📦				
	Tempo Arabba Akron cover	📦	📦	📦	📦				
	Flow Zero Akron cover	📦	📦	📦	📦				
	Focus Beton Akron grid	📦	📦	📦	📦				
	Focus Beton metal ring								
	Prisma Slate stainless steel grid								



Arq Zero	Unic Slate	Halo Slate	Areia Slate Evo	Natur Wave	Smart Quiz	Tempo Arabba	Flow Zero	Focus Beton	Prisma Slate
		✓				✓	✓		
✓	✓		✓	✓	✓			✓	
									✓
✓	✓		✓	✓	✓			✓	
									✓
🛒	🛒		🛒	🛒	🛒			🛒	
🛒	🛒		🛒	🛒	🛒			🛒	
								🛒	🛒
	🛒	🛒	🛒						🛒
🛒	🛒	🛒				🛒	🛒	🛒	🛒
✓									
✓									
	✓								
		✓							
			✓						
				✓					
					✓				
						✓			
							✓		
								✓	
								✓	
									✓

































BATHTUBS COMPLEMENTS



		Standard	Nat. Made	Season	Ral/NCS	Blanco mate	Opal Quiz	Lech
	Akron							
	Dolotek							
	Akron clic-clac drain							
	Clic-clac drain with overflow							
	Clic-clac drain chrome							
	Dolotek clic-clac drain							
	Standard trap H98							
	Standard trap H79							
	Integrated overflow							
	Chrome overflow							
	Adjustable legs							

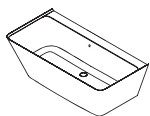
TOTEMS COMPLEMENTS



		Standard	Nat. Made	Season	Ral/NCS	Blanco mate	Icon	Levi
	Akron							
	Dolotek							
	Akron clic-clac drain chrome / black							
	Akron free drain chrome / black							
	Clic-clac drain with overflow chrome							
	Pop Down drain chrome							
	Flat drain chrome							
	Dolotek cover							
	Fixing system							
	Overflow							



Nevis



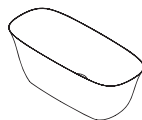
Dewa



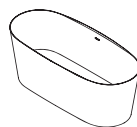
Voss



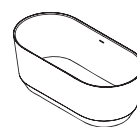
Chrea



Levi



Vars



Venet



Boreal

✓	✓	✓	✓	✓	✓	✓	✓
				✓			
				🛒			
✓	✓	✓	✓		✓	✓	✓
	✓	✓	✓	✓	✓	✓	✓
✓							
			✓		✓	✓	✓
	✓	✓					
✓	✓			✓	✓		✓





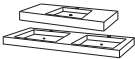
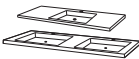
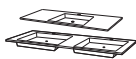





Vars

✓
🛒
🛒
✓

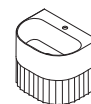
WORKTOPS COMPLEMENTS



		Standard	Nat. Made	Season	Ral/NCS	Blanco mate	Integra CF Integra 2 CF	Integra SF Integra 2 SF
	Akron							
	Dolotek							
	Basin 42 (30 x 42 cm)							
	Basin 52 (30 x 52 cm)							
	Basin 52 Round (30 x 52 cm)							
	Basin 62 (30 x 62 cm)							
	Basin 50 (26,7 x 50 cm)							
	Basin 104 (26,7 x 104 cm)							
	Basin 38 (23,4 x 38 cm)							
	Basin 55 (31,5 x 55,1 cm)							
	Uprand							
	Fixing system							
	Towel rail / Fixing system							
	Front towel rail Show (40 x 4 cm)							
	Right towel rail Show (40 x 4 cm)							
	Left towel rail Show (40 x 4 cm)							
	Moiwa towel rail (50 x 5 cm)							
	Akron clic-clac drain chrome / black							
	Akron free drain chrome / black							
	Clic-clac drain chrome							
	Free outlet drain chrome							
	Pop Down drain chrome							
	Flat drain chrome							

 Integra CF 120XL	 Integra SF 120XL	 Infinity CF Infinity 2 CF	 Infinity CFR Infinity 2 CFR	 Infinity SF Infinity 2 SF	 One CF	 One CFR	 One SF	 Mini	 Moiwa
✓	✓	✓	✓	✓	✓	✓	✓	✓	
									✓
		✓	✓	✓					
		✓	✓	✓					
		✓	✓	✓					
		✓	✓	✓					
✓	✓								
								✓	
									✓
✓	✓	✓	✓	✓	✓	✓	✓		
✓		✓	✓		✓	✓		✓	✓
								✓	
🛒		🛒			🛒				
		🛒			🛒				
		🛒			🛒				
									✓
🛒	🛒	🛒	🛒	🛒				🛒	
🛒	🛒	🛒	🛒	🛒				🛒	
									🛒
									🛒
									🛒
									🛒

BASINSCOMPLEMENTS



Akron

Standard

Nat. Made

Season

RaL/NCS

Blanco mate

Delia

On-Top
Circle



Dolotek



Akron clic-clac drain chrome /
black



Akron free drain chrome / black



Clic-clac drain chrome



Free outlet drain chrome



Dolotek clic-clac drain chrome



Pop Down drain chrome



Flat drain chrome



Dolotek cover



Akron

Standard

Nat. Made

Season

RaL/NCS

Blanco mate

Levi
Circle XL

Levi
Rectangle



Dolotek



Akron clic-clac drain chrome /
black



Akron free drain chrome / black



Clic-clac drain chrome



Free outlet drain chrome



Dolotek clic-clac drain chrome











Pop Down drain chrome












Flat drain chrome



Dolotek cover

							
On-Top Circle XL	On-Top Square	On-Top Square XL	On-Top Oval	On-Top Oval XL	On-Top Rectangle	On-Top Rectangle XL	Chrea
✓	✓	✓	✓	✓	✓	✓	
							✓
🛒	🛒	🛒	🛒	🛒	🛒	🛒	
🛒	🛒	🛒	🛒	🛒	🛒	🛒	
							✓

								
Levi Rectangle XL	Vars Circle	Vars Circle XL	Vars Square XL	Vars Rectangle XL	Venet Circle	Venet Circle XL	Venet Square	Venet Rectangle
✓	✓	✓	✓	✓	✓	✓	✓	✓
🛒					🛒	🛒	🛒	🛒
🛒					🛒	🛒	🛒	🛒
🛒	🛒	🛒	🛒	🛒	🛒	🛒	🛒	🛒
🛒	🛒	🛒	🛒	🛒	🛒	🛒	🛒	🛒
	✓	✓	✓	✓				

Akron certifications

QUALITY MANAGEMENT SYSTEM CERTIFICATE

Management system of	Businesses	Result	Standard
Construplas, S.L.U.	Design, manufacture and sale of shower trays and bathroom accessories	✓	ISO 9001:2015
	Design, manufacture and sale of shower trays	✓	ISO 14001:2015
	Design, manufacture and sale of shower trays. Design and sale of bathroom accessories	✓	ISO 45001:2018

ASSESSMENT OF COMPLIANCE OF SHOWER TRAYS FOR HOUSEHOLD USE *

Product	Test	Result	Standard
Shower tray	Cleanability	✓	UNE EN 14527:2016 + A1:2019
	Stability of the bottom	✓	
	Chemical resistance	✓	
	Resistance to temperature changes	✓	

* Under UNE-EN 14527:2016 + A1:2019, domestic use includes use in hotels, student residences, hospitals and similar premises.

DETERMINATION OS ANTI-SLIP PROPERTIES

Product	Test	Realised	Standard
Shower tray	Critical angle of slip. Unshod wet areas	✓	UNE EN 16165:2022 Annex A

FUNCTIONAL REQUIREMENTS FOR SANITARY FITTINGS

Product	Test	Result	Standard
Worktop	Load resistance	✓	UNE EN 14688:2016 + A1:2019
	Water crainage	✓	
	Resistance to temperature changes	✓	
	Resistance to chemicals and dyes	✓	
	Cleanability	✓	

ASESSMENT OF COMPLIANCE OF DOMESTIC BATHTUBS

Product	Test	Result	Standard
Bathtub	Cleanability	✓	UNE EN 14516:2017 + A1:2019
	Stability of the bottom of the bathtub	✓	
	Resistance to chemicals and dyes	✓	

CHEMICAL AGENTS TEST

Type	Reagent	Result	Standard
Acids	Acetic acid (CH ₃ COOH) 10% v/v	✓	UNE EN 14527:2016 + A1:2019
Alkalis	Sodium hydroxide (NaOH) 5% v/v	✓	
Alcohols	Ethanol (C ₂ H ₅ OH) 70% v/v	✓	
Bleaching agents	Sodium hypochlorite (NaOCl) 5% of active chlorine (Cl ₂)*	✓	
Staining agents	Methylene blue 1% m/m	✓	

* The decolorant specified above may be replaced by sodium percarbonate (2Na₂CO₃ · 3H₂O₂) prepared as follows: Dissolve 1 g of a commercially available powdered sodium percarbonate-based decolorant containing 15% to 30 % of the active component in 100 ml of deionised water at room temperature.

Dolotek certifications

DECLARATION OF PERFORMANCE NUMBERS - REGULATION (UE) N° 305/2011 ANNEX III *

Product	Basic characteristic	Result	Standard
Basin / Totem / Worktop	Cleanability	✓	EN 14688:2006 DoP: 400/04/13
	Load resistance		
	Drain		
	Durability		
Product	Basic characteristic	Result	Standard
Bathtub	Cleanability	✓	EN 14527:2006+A1:2010 DoP 402/02/13
	Durability		

* Tests were conducted by the Construction Technology Institute, member of the European Organisation of Technical Assessment (EOTA).

RESISTANCE TO FIRE *

Property	Classification	Classification criteria	Study method	Standard
European classification for the reaction to fire behaviour	E	$F_s \leq 150\text{mm}$ in 20 s	EN ISO 11925-2L 15 s of exposure	EN 13501-1:2007 A1:2009

* Tests were conducted by the Construction Technology Institute, member of the European Organisation of Technical Assessment (EOTA).

RESISTANCE TO TEMPERATURE CHANGES *

Product	Conforming document	Result	Standard
Basin / Totem / Worktop	LZE03-01224/17/R31NZE	✓	European Standard EN 14688
Bathtub	LZE03-01224/17/R31NZE	✓	European Standard EN 14516

* Tests were conducted by the Construction Technology Institute, member of the European Organisation of Technical Assessment (EOTA).

RESISTANCE TO CHEMICAL REAGENTS AND DYES *

Type	Reagent	Removal method	Effect	Result	Standard
Acids	Acetic acid (CH ₃ COOH) 10% v/v	Deionised water	No discolorations (stains) or damage to the usable surface were established	✓	EN 14688:2066
Alkalis	Sodium hydroxide (NaOH) 5% v/v			✓	
Alcohols	Ethanol (C ₂ H ₅ OH) 70% v/v			✓	
Bleaching agents	Sodium hypochlorite (NaOCl) 5% of active chlorine (Cl ₂)			✓	
Staining agents	Methylene blue 1% m/m			✓	
Salts	Sodium chloride (NaCl) 170 g/l, diluted with water to 50%			✓	

* The test was conducted in accordance with the description in item 5.5 of the EN 14688:2006 European Standard using all the chemical reagents provided in Table 2 of this document.

Use and maintenance

AKRON

To enjoy your shower tray for years, please follow this simple tips:

For routine cleaning simply rinse with a mild (non-abrasive) cotton dish cloth with water. NEVER USE PADS (SCOTCH BRITE or NATURAL FIBER) no SOLVENTS , ACID, ALKALI OR ABRASIVE . After using any cleaner it is necessary to rinse abundantly with soap and water in order to remove any traces of cleaning products. Ensure sufficient ventilation of the bathroom.

Avoid contact with lacquer, nail polish remover , organic solvents , alcohols , acids, Alkalis,etc.

If you are going to use hair dyes, rinse the shower tray with water and soap when finished.

To remove any traces of lime that can stay in the panel , use a limescale cleaner (Viakal) lowering 1:3 with water (1 L Viakal by 3 L of water) as follows:

- Apply with a wet cloth over the entire surface.
- Leave on for 15 minutes and after that time rinse thoroughly.
- Place the grid again and rinse the shower tray with water again.
- Not recommended for outdoor use.

DOLOTEK

To enjoy your product for many years to come, follow these simple tips:

1. For regular cleaning, we recommend universal, non-abrasive cleaning products.
2. After each use, rinse the inner surface with water and dry with a cotton cloth. Do not use synthetic or microfibre cloths as they may scratch the surface.
3. To remove limescale, use vinegar diluted with water.
4. Clean stubborn stains with warm water and mild

ATTENTION: We recommend using a green pad (Scotch Brite or similar) or an abrasive sponge only in the case of superficial scratches or persistent stains. Do not use it over the logo.

Akron products characteristics

PACKING AND SHIPPING CONDITIONS

All Akron shower trays are individually packed in a wood box according to the shower tray measures. Box contains shower tray completely protected and also: 1.- Installation instructions in different languages. 2.- AISI 304 stainless steel grid. High precision laser cut and polished, exclusive design from ACQUABELLA. Ready to install over trap. 3.- All our shower trays are supplied with a high quality syphonic shower trap (waste) according to the European standards.

Claims for damage are not accepted once the POD is signed.

USE AND MAINTENANCE CONDITIONS

A correct care of your AKRON shower tray from ACQUABELLA will let you enjoy it for many years. On a daily routine basis, a simple water wash out and a good ventilation of the bathroom is enough.

When a more thorough cleaning is needed, cleaning must be performed only with water, regular house cleaning soap and a NON abrasive sponge. DO NOT USE any kind scourer or scrubber.

AVOID USING CLEANING PRODUCTS CONTAINING SOLVENTS OR ACIDS. DO NOT USE ANY KIND OR ABRASIVE PRODUCT OR CLOTH.

It is most important to protect the shower tray against possible hits and scratches during the installation process. A cardboard sheet is also provided in the box for this purposes.

Using this protective cardboard will also help to avoid mortar, cement, adhesive or even painting remains to stain shower tray. We strongly recommend to protect shower tray during the installation process.

Please be especially careful with the special cement grouts used for ceramic tiles or stone. These products usually contain lime, sands and resins and if they end drying on the shower tray surface, this results in a stain difficult to clean. To avoid letting these products fry on the shower tray surface, wash out it with regularly and with plenty of water and leave the shower tray without any residue. SO, PROTECT WITH CARTON BOARD AND RAISE WITH WATER ANY RESIDUE BEFORE IT DRIES.

In case mortar or cement grout have finally stained the shower tray, FILA DETERDEK should be used at the end of the work.

SPECIAL SHOWER TRAY

ACQUABELLA Akron shower trays, with the exception of the Arq and Flow models, can be supplied made to measure.

When cutting to exact size, we perform straight cuts. It is not possible to cut arc, bends or curved shapes.

When ordering a "cut to size" ACQUABELLA Akron shower tray it is important: 1/ Indicate the final length of the shower tray in cm (if you wish to cut in length). 2/ Indicate the final width of the shower tray in cm. (If you wish to cut in width). 3/ Draw a sketch of the exact required sizes and shape of the shower tray.

On written request, the cut side can also be ordered painted on the same colour of the shower tray, but please note, the cut side always loses the texture.

INSTALLING REPLACING PANELS AND ELEVATION SUPPLEMENTS

ACQUABELLA Akron shower tray completes its line with replacing panels to attach to the bathroom wall and also elevation supplements. These products are available on request.

Akron products can be cut using circular saws or grinding machines with diamond discs, as those usually used building.

Fixing of the various elements must be carried out using ULTRABOND or similar and sealing with non-acidic silicone.

REPAIRING AN ACQUABELLA AKRON SHOWER TRAY

In most cases it is possible to repair the surface of a shower tray deteriorated by on improper use. A repair kit is available. This kit must be ordered specifying the colour of the shower tray to repair.

To apply the polyurethane repair lacquer, first apply cleaning alcohol to the area to remove dirt and grease. Apply paint with a small paint roller. Leave 48/72 hours for proper drying, do not touch the area while drying, do not use the shower tray in this time.

FREQUENT ASKED QUESTIONS (FAQ'S)

- What tool to use for cutting Akron shower tray or panels?

Circular saw with diamond disc, similar to those use for cutting stone, ceramic tiles, etc.

- What cleaning products can be used for AKRON shower trays and worktops?

To clean any traces of glue and cement mortar joints use a descaler called Fugasap (KERAKOLL), DETERDEK from FILA brand, because it is specific for the removal of debris from construction works, also used for the removal of other components such as salt, rust and lime, please read the instructions. DO NOT RUB, let the product act; NEVER USE PADS (SCOTCH BRITE, or NATURAL FIBER) nor SOLVENTS, ACID, ALKALI OR ABRASIVE. After cleaning, rinse thoroughly and ensure sufficient ventilation of the bathroom. It is not dangerous for the user and not dangerous for the environment

- What are the shower trap (waste) valve characteristics?

The included shower trap (waste) is a top brand one. It is a syphonic trap, with its odour sealant effect the European quality norms. It is equipped with an easy cleaning system, just remove the Acquabella stainless steel grid and you will see a handle, pull the handle and remove the piece, clean it and replace it.

This piece is key in the syphonic effect, so, if there is a second syphonic shower tray installed in the bathroom, you must remove the piece from the shower tray, if not, water will not drain.

- What products can be used to fix and install shower trays or panels?

The bonding of the various elements must be done using SIKAFLEX (SIKA), SUPERFLEX (KERAKOLL) and sealing with grouting ceramic material or silicone nonacidic.

- What is the thickness of replacing panels?

The panels are 6 mm thick. 3D: Min 6mm, Máx:10mm.

- Where to order spare parts or repairing kits?

You can order spare parts like shower traps, stainless steel grid, repairing kits, instructions and installation leaflets, etc. Please address to ACQUABELLA commercial department, they will be pleased to give you a quotation and fulfil your requests.

- Is any promotion material available for ACQUABELLA Akron shower trays?

Yes, to properly promote and exhibit ACQUABELLA Akron shower trays, there is a special exhibitor unit, ready to show two shower trays. Shower trays can be chosen of any texture and colour.

Repair

AKRON REPAIR KIT

Follow instructions for a correct use of our Akron repair kit:

ADEQUACY ZONE TO REPAIR:

1. Clean the surface of the shower tray very well. It can be applied for meths or acetone diluted in water with a lint-free cloth.
2. Surface must be totally clean and dry
3. Secure with bodybuilder tape or similar susceptible stain areas (tiles, screens, etc.)

APPLICATION:

4. Open the can and the bottle.
5. Put the coloured lacquer and catalyst on a small painter plastic bucket and mix.
6. Use a little roller to paint 8 or 10 cm. good quality, doing long strokes and always in the same direction, reiterating if necessary. It is important not release lint remains.
7. Depending on the state of the area to restore, you may need to apply several hands of painting. This allow to dry between them at least 40 minutes before applying the next coat.
8. Finally let dry 48 hours before removing the masking tape protection.



Akron repair kit



NOTE: a kit covers a maximum area of 140x100 cm.

AKRON MINI REPAIR KIT

It is possible to repair small defects caused in an Acquabella AKRON shower tray. If for any reason the surface has been damaged due to improper installation or accidental damage you can now order a MINI restoration kit. Just specify the finish and the colour of the shower tray to be repaired. THE KIT CONSISTS OF A CONTAINER AND IT IS INTENDED FOR SMALL REPAIRS TO THE SURFACE. CAUTION: SMALL TONALITY VARIATIONS MAY DIFFER FROM THE ORIGINAL COLOUR.

Procedure for shower tray repair:

1. Clean the shower tray surface in depth. You can use a combination of alcohol or acetone diluted with water. Clean using a soft lint-free cloth.
2. The surface must be completely clean and dry before starting.
3. Carefully open the container and ensure that the paint is properly mixed.
4. Use the brush provided to paint the surface to be repaired.
5. Leave to dry for a minimum of 48 hours.



Mini repair kit



PUTTY REPAIR KIT

INSTRUCTIONS FOR THE SURFACE REPAIR OF AN ACQUABELLA AKRON SHOWER TRAY

It is possible to repair the surface of an AKRON shower tray by Acquabella if for some reason the surface of the tray has deteriorated due to improper use. In these cases, you can request a putty repair kit. The kit consists of two containers, A and B. Procedure for repairing a shower tray:

ADEQUACY ZONE TO REPAIR:

1. Clean the surface of the tray very well. It can be applied to this process rubbing alcohol or acetone diluted in water with a soft cloth that does not leave any kind of lint.
2. The surface must be completely clean and dry.
3. Dimension the area to be repaired with masking tape or similar.

APPLICATION:

4. Open the containers.
5. Mix the components of containers A and B on a putty knife.
6. Extend the putty on the surface to be repaired.
7. Allow to dry for 30 minutes, at approximately 20°C. Once dry remove the bodybuilder's tape.
8. Simulate the texture of the tray with a sandpaper. Remove dirt and clean the area.
9. Paint the tray with a Repair Kit. From this point follow the instructions in the Repair Kit manual.



Putty repair kit



DOLOTEK REPAIR KIT

This kit can be used to repair damage and scratches. We recommend that it is applied by a professional. The kit contains all the components required to carry out the repair and to guarantee professional quality and finish.

Preparation of the area to be repaired:

1. Remove loose debris from the damaged surface with the help of a cutter or sharp tool. Apply burning alcohol to remove any loose powder, using a cotton cloth that does not leave any lint.
2. The surface must be completely clean and dry.
3. Protect the perimeter area of the damaged section with masking tape.

Directions for use:

1. Protect your hands with gloves and wear a mask.
2. Pour canister B (Pipette) into canister A and stir with the spatula for about 30 seconds until everything is well mixed.
3. Apply the mix immediately to the damaged surface using the spatula. You must apply excess material, leaving more than enough. Leave to dry for at least 6 hours
4. Remove the masking tape and wet the sandpaper before use. First use the red sandpaper with the withe block as a support to sand the damaged surface in small circles. Then repeat the same process using the grey sandpaper.
5. For an improved final finish, give the entire surface a light once-over with a green scourer (Scotch Brite or similar).

*The Repair Kit has an expiration date of 3 months from the date on the package.

ATTENTION: There may be slight variations in shade from the original colour. Repair Kits should be stored in a cool, dry place and out of the reach of children.



Dolotek repair kit



General sales conditions

These general sales conditions are applicable to all orders and/or contracts, and so, they are considered to be known and accepted by the buyer when sending the purchase order.

PRICES

Our retail prices may vary after notification of the buyer. The new prices will apply to all orders placed from the date of modification onwards. The tax rate currently in force, V.A.T. and any other tax required by law will be applied to the invoice and net prices.

In the case that the goods are delivered by us in accordance with the purchase conditions agreed with the client, this will be for orders of 250 euros net minimum purchase. Below this amount, we will charge a minimum of 50 euros for shipping.

VALIDITY PERIOD

This price list is valid from September 2023 and until further notice. This present price list cancels all previous price lists and it is subject to modification without any prior notification by Construplas S.L.U.

CATALOGUES, OFFERS AND ORDERS

The terms and conditions of our catalogues are provided for informational purposes only.

Orders are considered confirmed from the moment they are received; changes, modifications and cancellations are not considered detrimental. By placing an order with Construplas S.L.U., you accept all the general terms and conditions of sale related to this price list. The discounts that will be applied to sales of our products will be made according to the conditions established with each client. Offers are always, and for all purposes, subject to our subsequent acceptance of the relevant written order.

ORDER MODIFICATIONS AND / OR CANCELLATIONS

No cancellations, neither modifications on orders will be accepted once items have entered production, and in any case, after 24 hours from reception of the order. All order modifications and or cancellations must be sent to Construplas S.L.U. in writing.

RETURNS

No returns are accepted without prior authorization in writing issued by Construplas S.L.U. Merchandise return will be admitted when they have been previously communicated and accepted by our Sales department. Merchandise must be returned to our premises in Vall de Uxó (Castellón) in perfect condition, on arrival Construplas S.L.U. will deduct from invoiced amount of the goods a percentage not less than 30% for reception, test, inspection, and depreciation costs. Once return has been accepted, no credit will be issued until reception, inspection, test and evaluation of the goods has been made by Construplas S.L.U.

SPECIAL - NON STANDARD ITEMS

Items with special measures, sizes or characteristics, different to those shown in this price list, will always have to be checked by our Sales Personnel. Our Sales Department is ready and please any clarification, doubt or question that arises.

TECHNICAL INFORMATION AND CHARACTERISTICS OF THE PRODUCTS

All technical information in this price list is simply illustrative. Construplas S.L.U. reserves its right to change and / or modify any characteristic or feature of any provided if does not affect to the essential features of the product.

DIMENSIONAL TOLERANCES

Due to the nature of raw materials and manufacturing process of our Akron products, these can have a $\pm 0.5\%$ dimensional tolerance respect to the real required dimensions. For our Dolotek products, these may have a tolerance of $\pm 1\%$ with respect to the actual dimensions requested.

DELIVERY TERM

All orders received are confirmed via mail or fax with an illustrative delivery term. No claim of any kind will be accepted based on delays on these delivery terms.

INSTALLATION AND ASSEMBLING

Proper assembling and installation of our products are required. These must be made by qualified personnel and following instructions leaflets supplied with our products. Invalid installation and/or assembling will result in guarantee voiding.

CONDITIONS OF PAYMENT

To negotiate.

LITIGATION / CONTROVERSIES

Construplas S.L.U. will try to solve any kind controversy that shall arise with our customers on friendly basis. But in case this is not possible, in case of litigation, or controversy between the parties in relation with the interpretation and / or accomplishing of the contract and / or these "GENERAL SALES CONDITIONS", both parties submit themselves to an arbitration in equity according to the Arbitration Law December 5th 1998 of the Kingdom of Spain, waiving whatsoever other jurisdiction they may have to right to.

GUARANTEE GENERAL TERMS

Commercial Guarantee ("CG"), offered by Construplas S.L.U. only applies to products bought in member countries of the European Union ("UE"). Products sold in non EU countries are not under this CG unless written agreement with Construplas S.L.U.

This CG does not affect consumer rights under the Directive 1999/44, and the according national transposition Laws of the UE countries.

Construplas S.L.U. guarantees its products and components against any unconformity only if they have been properly installed (according to the regulations and following the instructions) and if the products have been used on a normal basis and as they were conceived for. If the lack of conformity is notified to Construplas S.L.U. in the following 2 months from the knowledge of the unconformity, the validity period of the commercial guarantee for the end user will be 2 years from the date of purchase, proven by the purchasing invoice.

An exception to the regular terms of the CG rules for all products and items that have been exhibited in showrooms or salerooms of any kind as a distributor, retailer, developer, builder, etc. In this cases, the period of CG in one year from the date of purchase, proven by the purchasing invoice.

The bearer of this CG must prove its validity by the purchasing invoice of the product or by the purchasing deed of the house, apartment, etc. where the products are installed.

This commercial guarantee DOES NOT cover:

- Damages caused by transport (except if transported by Construplas S.L.U.), damages caused by incorrect installation or assembling, damages caused by repairs or manipulation performed by personnel non authorized by Construplas S.L.U.
- Damages caused by dirt, incrustations, lime, calcination and other physical, chemical or electrochemical defects.
- Damages not objectively attributable to the manufacturer.

IMPORTANT NOTE ON GUARANTEE ON SHOWER TRAYS

Construplas S.L.U. guarantees the shower tray against any manufacturing defect and undertakes to substitute the defective shower tray by new one or the to repair it.

Before finishing ceramic tile installation, and BEFORE installing any other material on or around the Shower tray, the installer must verify the correct installation, specifically levelling and drainage. If these verifications are not performed correctly, Construplas S.L.U. will NOT accept any expenses on the shower enclosures or tiles installed on or around the shower tray.

Construplas S.L.U. will not be responsible for the construction costs derived from the replacement of the shower tray.

The colours, information, weight and descriptions contained in this catalogue are used as a guidance. The aspect of the material can vary slightly from the one showed in the photographs.
Construplas, S.L.U. keeps the right to add without previous notice and at any time or for any motive, all the modifications that should consider appropriate.
Any reproduction, partial or total not authorised remains totally prohibited. The above mentioned violation will be prosecuted by the law.

CONSTRUPLAS S.L.U. Pol. Ind. Belcaire Calle C Parcela 1201 · CP.12600 Vall d'Uixó (Castellón) España Tel. +34 964 66 19 19 Fax. +34 964 69 60 84 acquabella@construplas.com

V. 2023

