

A climate of well-being begins
with healthy air.

360°
room comfort



Complete range AERO ventilation systems

**Experience
room comfort.**
We bring spaces to life.





More than 100 years of experience.

As a German family enterprise, for four generations now we have been developing future-oriented systems, which make your life easier in your everyday fabricating processes, and providing your customers with the security that comes with creating a home or a modern working environment out of four walls. Our products and solutions bring spaces to life and give people a sense of well-being.

Our instinct for the requirements of the market, the developments of the future and for the demands of our customers has made us one of the leading international innovation providers today. We owe this to a staff of more than 2,800 in around 80 countries and to the intensive exchange of ideas with our partners and customers.

Even if we didn't call it "room comfort" before: we have been working on this for over 100 years.

Room comfort with an all-round view.

In all our product developments, we consistently keep an eye on the trends and requirements of the future. Moreover, we combine this with tailored services which integrate each of our partners. But holistic, future-oriented room comfort comprises even more: namely, taking responsibility for our environment with resource-saving processes.

These are targets that we persistently pursue and by which we measure ourselves with conviction and an all-round-view:



- > Future-oriented product solutions
- > Customised services
- > Low-resource processes

**Produce
room comfort.**
Tailor-made to your
requirements.





More solutions from one single source.

With a very diversified product portfolio for modern window systems, door systems and comfort systems, you can obtain everything from one single source with SIEGENIA, to stringently tested quality and with a wide range of innovations. The performance spectrum of our AERO ventilation units ranges from passive window ventilators to smart facade and wall-mounted ventilators. We therefore offer you tailor-made solutions to all requirements, which we have been developing and producing in Germany for many years.

More flexibility and cost-effectiveness.

Where other ventilation systems meet their boundaries, with AERO your selection possibilities and equipment options begin. Our ventilators can be integrated flexibly and discreetly into the element, into the facade or into the outside wall. Practically invisible, depending on the device. Because high air throughput and sound absorption are not a question of size, but of interior structure.

Customised services.

It is often minor details that make such a decisive difference in practice. With SIEGENIA, you have a partner who pays attention to every detail and who is aware of your everyday requirements better than anyone else. For this reason, we have pooled our product systems together perfectly with our complete know-how for you: in service packages that provide precise advice, information or on-site support. Whether this is for your production, training your staff, your marketing or your assembly line: we are there for you!



AEROMAT VT

The ventilation system that offers you all options for modern facades and customised ventilation concepts: with installation variants for practically every facade, efficient heat recovery and high-performance filter technology as well as integration into the Smart Home.

Plan room comfort You can build on this.



More planning quality with room comfort.

Our high-quality hardware, ventilation and building technology not only provides the building blocks for modern living and room concepts, but also well-coordinated systems. Because only when all room functions work together as one system can a room truly become a living space.

With SIEGENIA you have the freedom to create the comfort that brings spaces to life: room comfort.

Extensive support.

We want to support you with qualified consultation and services. Our team of project consultants and application technicians as well as the corresponding data technology and software are at your disposal for this purpose.



architekten.siegenia.com

AERO facade, window and wall-mounted ventilators

Overview

08 Facade ventilators

AEROMAT VT system	10
AEROMAT VT D	18
AEROMAT VT A, AEROMAT VT Z	20
AEROMAT VT WRG, AEROMAT VT WRG plus	22
AEROMAT VT with EPP duct	26
AEROMAT flex	28

32 Window ventilators

AEROMAT mini	34
AEROMAT midi	36
AEROMAT midi HY, AEROMAT midi HY 3F	38
AEROMAT 80, AEROMAT 100	40
AEROMAT 150	42

44 Wall-mounted ventilators

AEROTUBE system	46
AEROTUBE WRG smart	48
AEROTUBE AZ smart	50
AEROTUBE DD	52
AEROPLUS WRG	56
AEROVITAL ambience	64
AEROPAC	68
Vent duct EPP	72

SIEGENIA ventilation control unit	74
SIEGENIA Comfort app	76
SIEGENIA systems – more freedom for architects	78

Facade ventilators

Window ventilators


page 32

Wall-mounted ventilators

page 44

**Ventilator system for
all requirements and
installation variants**

**Humidity-controlled
pressure differential
ventilator for concealed
adaptation on window or
lift and slide elements**



AEROMAT VT D

Passive pressure differential ventilator with optimum ratio of air throughput and sound absorption.


page 18



AEROMAT VT A AEROMAT VT Z

Motor-operated active vent for supply air or exhaust air operation.

page 20



AEROMAT VT WRG AEROMAT VT WRG plus

Efficient active vent with high heat recovery and intelligent comfort functions.

page 22



AEROMAT flex AEROMAT flex HY AEROMAT flex HY 3F

Perfectly integrated passive vent with humidity control.

page 28

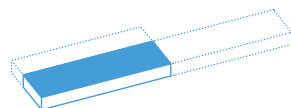
AEROMAT VT

Air quality with a system: flexibly combinable, easy to plan, easy to install.

Technically demanding projects require an efficient ventilation system that can be harmoniously and flexibly integrated into any building. The AEROMAT VT facade ventilation unit combines decentralised room ventilation with high additional benefits. It adapts perfectly to your particular requirements due to the freely selectable combination of the individual device types. With a uniform cover look, it can be individually configured with five device variants and extensive installation and equipment options. The fabrication, assembly and installation are also quick and easy.

5 | ∞

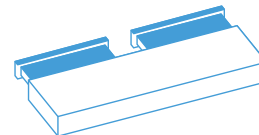
Five device types and extensive individualisation options for every project requirement.



Variable length and depth: configurable for every installation location.

Easy to install

Easy to plan




Assembly-friendly EPP duct for all device types.

Flexibly combinable



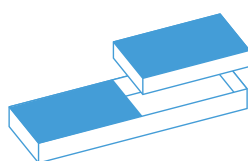
A universal cover look enables the use of all device types while keeping an identical appearance and the same installation location.



Diverse installation options: unobtrusive integration of the ventilation unit into the reveal, wall or lintel.



Configurable operation: via touchpad, app or externally via the building control system. Easy integration via preconfigured inputs and outputs.



Combination devices: two ventilator types can be combined in one device due to the modular setup.

>90%

Eligible ventilation technology thanks to energy-efficient heat recovery of over 90 %.



Proven low-pollutant ventilation

The AEROMAT VT meets the stringent requirements for construction products with regard to the QNG-ready quality seal and other building certifications.

The flexible AEROMAT VT system.

One cover look, five device types,
extensive options.

With the AEROMAT VT it is your choice. Whatever the structural and economic requirements of your project may be: the flexibly structured system covers the complete spectrum of decentralised ventilation and provides a suitable and effective solution for every project.

The AEROMAT VT offers five ventilator types and extensive equipment options on only one platform. The universal casing with an installation height of only 100 mm as well as variable length and depth makes all ventilator versions universally useable for every installation location. This enables the free combination of the individual device types and therefore the achievement of complete solutions in one uniform design.

	VT WRG plus	VT WRG	VT A	VT Z	VT D
Function					
Supply and exhaust air fan	●	●			
Exhaust air fan			●		
Supply air fan				●	
Pressure differential principle					●
Heat recovery	●	●			
Equipment					
Preheating element (additional ventilator length 200 mm)	○	○			
Magnetic lock (room side)	●	●	●	●	●
Electric lock	○	○	○	○	○
Filter technology					
Outside air filter ISO Coarse ≥ 45%	●	●		●	
Outside air filter ISO ePM1 ≥ 50%	○	○		○	
Outside air filter NOx	○	○		○	
Exhaust air filter ISO Coarse ≥ 30%	●	●	○		○
Air quality sensors					
Inside temperature and humidity sensor	●	●	●	●	○ ¹⁾
Outside temperature and humidity sensor	●	●		○	
Air quality sensor with CO ₂ regulation	○	○	○	○	○ ¹⁾
Air quality sensor with CO ₂ and TVOC regulation	○	○	○	○	○ ¹⁾
Operation and control					
Touch control	●	●	●	●	○ ¹⁾
Ventilation control unit	○	○	○	○	
Wifi	○	○	○	○	
Digital outputs	○	○	○	○	
External inputs (e. g night or cross ventilation or bathroom control)	○	○	○	○	○ ¹⁾
Configurable software	○	○	○	○	
Halogen-free cable	○	○	○	○	○ ¹⁾

● Standard version

○ Optional or alternative version

1) Additional equipment for devices with electrical locking options

AEROMAT VT D



AEROMAT VT Z




AEROMAT VT A



AEROMAT VT WRG



AEROMAT VT WRG plus



Combination devices: the flexible 2-in-1 solution.

The variable casing platform even makes the combination of two ventilator types achievable. Practical examples of combination devices ²⁾ with high application benefits:

VT WRG³⁾ + VT D

Offers the option of additional supply air via pressure differential as long as a ventilation unit in the bathroom or another room ensures air extraction. The heat recovery remains active.

VT A + VT D

Guarantees a temporarily increased amount of air via pressure differential in case of an increased demand for exhaust air.

VT WRG³⁾ + VT Z⁴⁾

Offers the option of additional, guaranteed supply air as long as a ventilation unit in the bathroom or another room ensures exhaust air. The heat recovery remains active.

VT Z + VT D

Guarantees a temporarily increased amount of air via pressure differential in case of an increased demand for supply air.

2) Further combinations are possible

3) Alternative version with AEROMAT VT WRG plus

4) Alternative version with AEROMAT VT A

A climate of well-being, made to measure. Individual equipment options.

The system is flexibility: mutually coordinated filter grades provide healthy fresh air. Heat recovery modules preheat the air – up to energy efficiency class A. Control is either manual, smart via the app or completely automatic via extensive sensor options. Technically sophisticated, efficient and flexible, the AEROMAT VT can be configured to match any building and fulfil every requirement.





**Heat recovery:
ventilation with maximum energy efficiency.**

The fresh air supply saves abundant energy in accordance with the Energy Saving Directive (EnEV): with an efficiency rate of up to 95%, the AEROMAT VT WRG plus recovers the majority of heat from the exhaust air. Especially cold supply air can be preheated by the optional preheating element. The high heat recovery and the simultaneously economic mode of operation make it into a particularly energy-efficient device with Energy Label A.



**Filter technology:
fresh air without harmful substances.**

With the new NOx filter, you are not only offering a solution against pollen and fine dust, but also against nitrogen dioxides. Thus you can achieve a considerably better quality of fresh air even in large cities. The NOx filter extracts even the finest harmful or irritating substances from the air and has been specially developed for nitrogen oxides arising from combustion engines and combustion plants, in particular.



**Air quality sensors:
the best indoor air automatically.**

The AEROMAT VT creates a healthy feel good climate for every room and every use. The intelligent humidity control measures the indoor and outdoor air humidity in order to accurately determine the best time to ventilate. With the optional CO₂-regulation, spent or bad air is also automatically detected and the air exchange adapted accordingly.



**Operation and control:
comfort made to measure.**

Via Touch Control on the device, via the ventilation control unit, smart via app or externally via the building control system: the AEROMAT VT offers maximum flexibility in operation and control.

The bathroom control is a practical example of the intelligent control option: the AEROMAT VT WRG automatically changes to pure supply air operation as soon as a ventilation unit in the bathroom or WC takes care of air extraction.

Integration made easy.

Installation in lintel, reveal or wall.

The AEROMAT VT has been developed to adapt optimally to the architecture. The best conditions for optimal integration in the facade are created by the unit height and the variable length and depth of the casing platform. The wide range of installation locations around the window is not the only convincing feature of the AEROMAT VT. Matching EPP ducts also ensure flexible adaptation to the structural conditions and an unobstructed exterior view. Our pan-European team of property consultants and TGA specialist planners will provide you with project-specific support, e.g. with individual installation and product suggestions.



Installation options for practically every facade.

Many years of working alongside architects and specialist designers has resulted in proposals for almost every installation location – from concealed integration in the facade to targeted inclusion in the design.





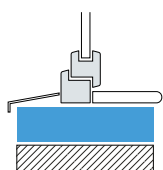
A channel for more flexibility.

Practical experience has resulted in SIEGENIA placing special value on the optimisation of installation for the AEROMAT VT. The new EPP duct is tangibly easy to fabricate and tolerance-compensating. Its flexible material can be easily and precisely cut to length on site. This saves time and money.

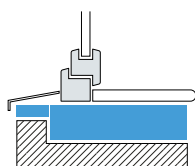
A cover for less visibility.

Due to its unobtrusive appearance, the AEROMAT VT offers you all options – even for high-quality project requirements. The colour of its discreet aluminium outer panel can be adapted to the facade. This way the vent unit is practically invisible.

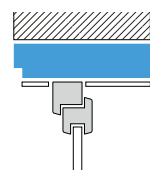
Installation in
the wall



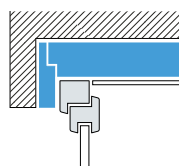
Concealed
installation with
wall duct



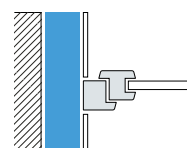
Installation in the
lintel



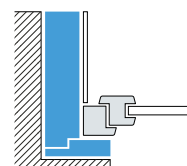
Concealed
installation with
lintel duct



Installation in the
reveal









Concealed
installation with
vent duct in
reveal



AEROMAT VT D

Passive pressure differential ventilator with optimum ratio of air throughput and sound absorption.

The air exchange is accomplished via the natural pressure differential between cool outside air and heated, used indoor air. This provides a comfortable and healthy indoor environment without power consumption and without noise pollution and also predestines the ventilator for use in bedrooms and living rooms. Its optimum ratio of air throughput and sound absorption makes the AEROMAT VT D ideal as a passive air ventilator.

Integration	Functionality	Benefits
<ul style="list-style-type: none"> • Optimal integration in the facade thanks to low unit height and the variable length and depth of the casing platform • Unobtrusive integration of the vent unit into the reveal, wall or lintel • Installation-friendly EPP ducts for flexible and concealed installation 	<ul style="list-style-type: none"> • Ventilation on the basis of the natural pressure differential • Manual magnetic closure • With optional electronic closure • Operation via touch control or externally via the building control system 	<ul style="list-style-type: none">  Sound insulation  Suitable for bedrooms Optional/accessories: <ul style="list-style-type: none">  Coarse dust filter  Humidity control  CO₂-/VOC regulation  External inputs



AEROMAT VT D1



AEROMAT VT D2

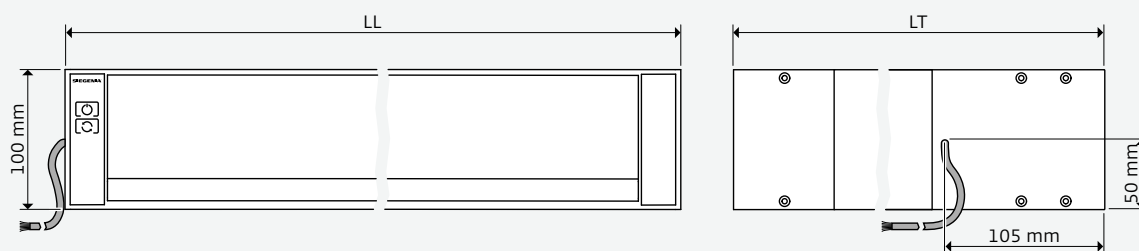


Technical specifications

AEROMAT VT	D1			D2			D3			
Ventilator length (LL)	500–6,000 mm			1,000–6,000 mm			1,500–6,000 mm			
Ventilator depth (LT)	200–500 mm			200–500 mm			200–500 mm			
	Without add-on parts	Vent duct and lintel duct	Wall duct	Without add-on parts	Vent duct and lintel duct	Wall duct	Without add-on parts	Vent duct and lintel duct	Wall duct	
Sound absorption $D_{n,e,w}^{1)}$ up to	61 dB	62 dB	64 dB	58 dB	60 dB	61 dB	54 dB	58 dB	58 dB	
Air throughput 2)	2 Pa	7 m³/h	6 m³/h	10 m³/h	13 m³/h	13 m³/h	19 m³/h	28 m³/h	21 m³/h	27 m³/h
	4 Pa	10 m³/h	9 m³/h	14 m³/h	20 m³/h	18 m³/h	27 m³/h	40 m³/h	31 m³/h	40 m³/h
	8 Pa	15 m³/h	14 m³/h	21 m³/h	30 m³/h	26 m³/h	39 m³/h	57 m³/h	45 m³/h	58 m³/h
	10 Pa	17 m³/h	15 m³/h	24 m³/h	35 m³/h	29 m³/h	44 m³/h	64 m³/h	51 m³/h	65 m³/h
	20 Pa	25 m³/h	22 m³/h	34 m³/h	53 m³/h	42 m³/h	64 m³/h	93 m³/h	75 m³/h	96 m³/h

1) Measured in accordance with DIN EN 10140-2 at an overall depth of 500 mm










2) Measured according to DIN EN 13141-1



AEROMAT VT A, AEROMAT VT Z

Motor-operated active vent for supply air or exhaust air operation.

The supply air units and exhaust air units of the AEROMAT VT system are essential for the implementation of a wide range of ventilation scenarios. Equipped with an especially quiet radial fan, the AEROMAT VT A and the AEROMAT VT Z offer a high air throughput and effective sound absorption. In this way, in combination with sound absorbent windows, calmness can be restored with healthy fresh air even in times of high noise pollution.

Integration	Functionality	Benefits
<ul style="list-style-type: none"> • Optimal integration in the facade thanks to low unit height and the variable length and depth of the casing platform • Unobtrusive integration of the vent unit into the reveal, wall or lintel • Installation-friendly EPP ducts for flexible and concealed installation • Pre-configured inputs and outputs for easy integration in the building control system 	<ul style="list-style-type: none"> • Active aeration and ventilation with high air throughput and low inherent noise • Manual magnetic closure • With optional electronic closure • Operation via touch control, via the ventilation control unit, via app or externally via the building control technology • Smart variant: easy operation via the SIEGENIA Comfort app with continuous fan control, timer function, display of room temperature, air humidity and need for filter replacement 	<ul style="list-style-type: none">  Sound insulation  Suitable for bedrooms  Humidity control  Coarse dust filter Optional/accessories:  Fine dust / pollen filter  NOx filter  CO₂-/VOC regulation  Ventilation control unit  App control

Installation In the lintel and wall
 Building HAMBURG WASSER Administration Building
 Architect SEHW Architekten GmbH, Hamburg



AEROMAT VT A1



AEROMAT VT Z1



Technical specifications

AEROMAT VT	A1	A2	Z1	Z2
Ventilator length (LL)	750–6,000 mm	1,500–6,000 mm	750–6,000 mm	1,500–6,000 mm
Ventilator depth (LT)	300–500 mm	300–500 mm	300–500 mm	300–500 mm
Sound absorption D_{f,e,w} ¹⁾	57 dB	54 dB	57 dB	55 dB
Air throughput at blower level 1 at blower level 2 at blower level 3 at blower level 4 at blower level 5	approx. 10 m³/h approx. 20 m³/h approx. 30 m³/h approx. 45 m³/h approx. 60 m³/h	approx. 20 m³/h approx. 40 m³/h approx. 60 m³/h approx. 90 m³/h approx. 120 m³/h	approx. 10 m³/h approx. 20 m³/h approx. 30 m³/h approx. 45 m³/h approx. 60 m³/h	approx. 20 m³/h approx. 40 m³/h approx. 60 m³/h approx. 90 m³/h approx. 120 m³/h
Inherent noise L_{pA} ²⁾ at blower level 1 at blower level 2 at blower level 3 at blower level 4 at blower level 5	approx. 15 dB(A) approx. 16 dB(A) approx. 20 dB(A) approx. 28 dB(A) approx. 35 dB(A)	approx. 17 dB(A) approx. 19 dB(A) approx. 21 dB(A) approx. 31 dB(A) approx. 37 dB(A)	approx. 16 dB(A) approx. 17 dB(A) approx. 22 dB(A) approx. 28 dB(A) approx. 35 dB(A)	approx. 18 dB(A) approx. 19 dB(A) approx. 21 dB(A) approx. 31 dB(A) approx. 38 dB(A)

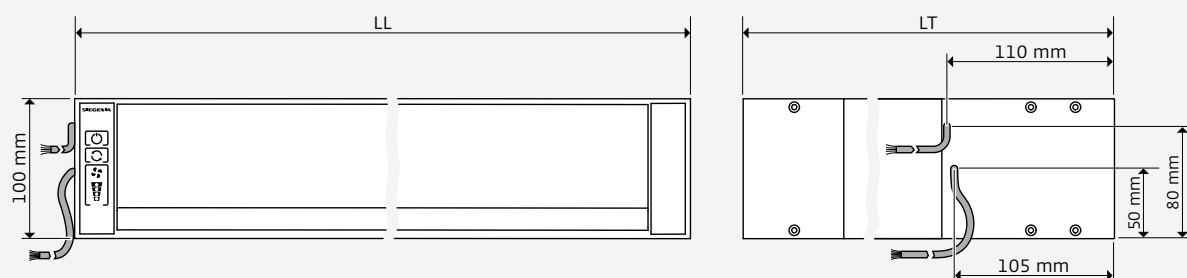
Technical specifications determined for minimum ventilator length. Technical specifications can vary according to device configuration.

VT A: technical specifications measured without filter

VT Z: technical specifications measured with outside air filter ISO Coarse 45 %

1) Measured according to DIN EN 10140-2

2) Measured according to DIN EN ISO 13141-8, sound pressure level with room insulation of 8 dB



AEROMAT VT WRG, AEROMAT VT WRG plus

Compact facade ventilator with heat recovery, optimal air throughput and effective sound absorption.

The AEROMAT VT WRG and AEROMAT VT WRG plus facade ventilation units do not only stand for high air throughput and low inherent noise, they also generally stand for a wide range of comfort and solution options. The efficient heat recovery, the intelligent filter technology and the integrated, automatic air quality and humidity control make them a valuable component towards a healthy indoor environment. The "smart" variant of the vent units can also be controlled via the SIEGENIA Comfort app for even more room comfort.

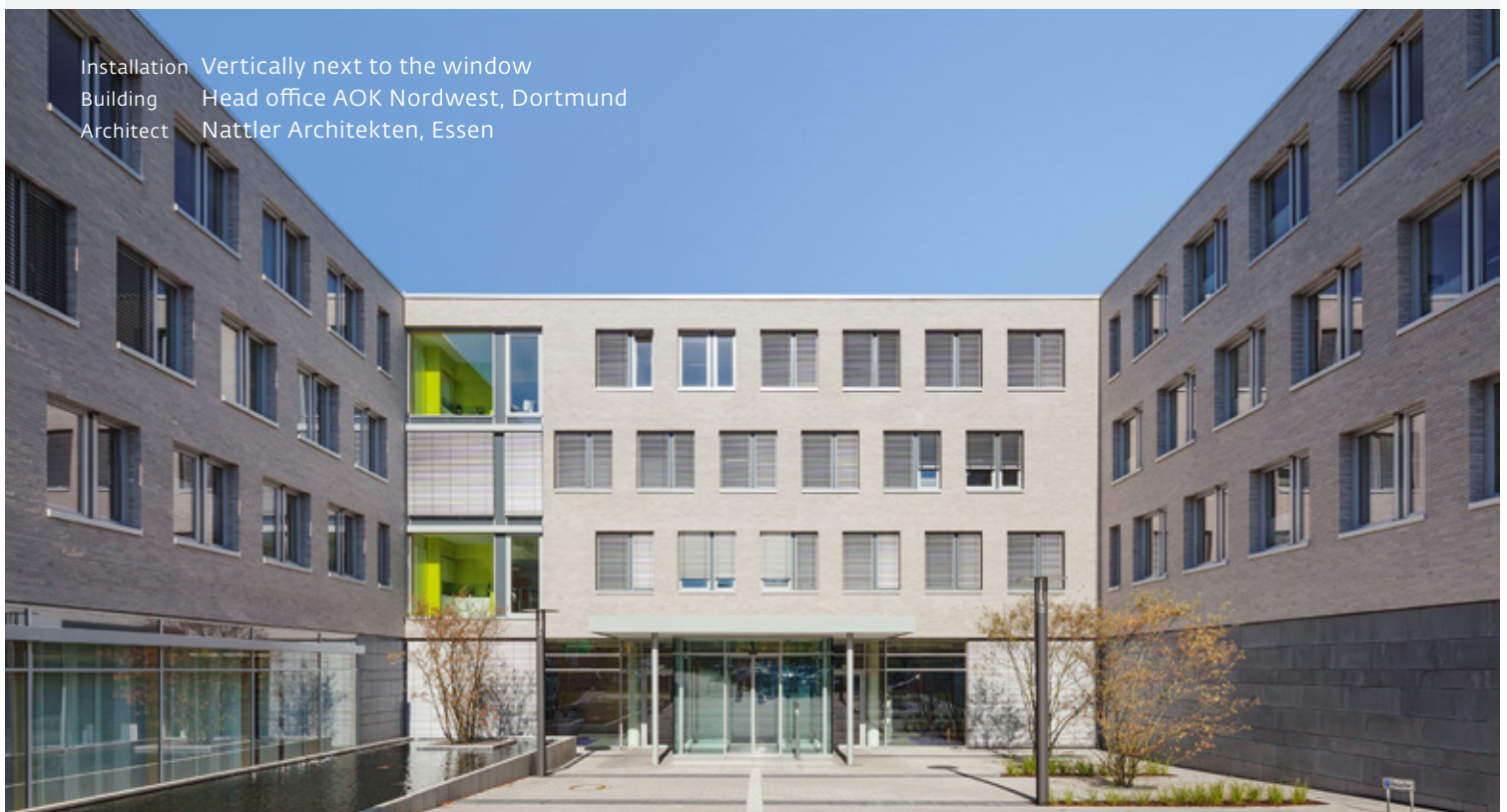
Integration

- Optimal integration in the facade thanks to low unit height and the variable length and depth of the casing platform
- Unobtrusive integration of the vent unit into the reveal, wall or lintel
- Installation-friendly EPP ducts for flexible and concealed installation
- Pre-configured inputs and outputs for easy integration in the building control system

Functionality

- Active aeration and ventilation with high air throughput and low inherent noise
- Manual magnetic closure
- With optional electronic closure
- Operation via touch control, via the ventilation control unit, via app or externally via the building control technology
- Smart variant: easy operation via the SIEGENIA Comfort app with continuous fan control, timer function, display of room temperature, air humidity and need for filter replacement





Installation Vertically next to the window
 Building Head office AOK Nordwest, Dortmund
 Architect Nattler Architekten, Essen



Benefits

-  Sound insulation
-  Heat recovery
-  Suitable for bedrooms
-  Humidity control
-  Coarse dust filter

Optional/accessories:

-  Fine dust / pollen filter
-  NOx filter
-  CO₂-/VOC regulation
-  Ventilation control unit
-  App control

Modern NOx filter.


The NOx filter extracts numerous harmful substances and irritants from the air to improve the indoor air quality, even in large cities, for example. It is not only effective against pollen and fine dust, but also against nitrogen dioxides, which are hazardous to health. These are produced in high concentrations mainly by combustion processes and thus by car exhaust fumes in particular.

Efficient heat recovery.

The integrated heat exchanger recovers the majority of heat from the exhaust air, thus warming the cold supply air. Hence the comfort increases together with the energy efficiency in accordance with the EnEV.



AEROMAT VT WRG



AEROMAT VT WRG
LL = 1,000 mm

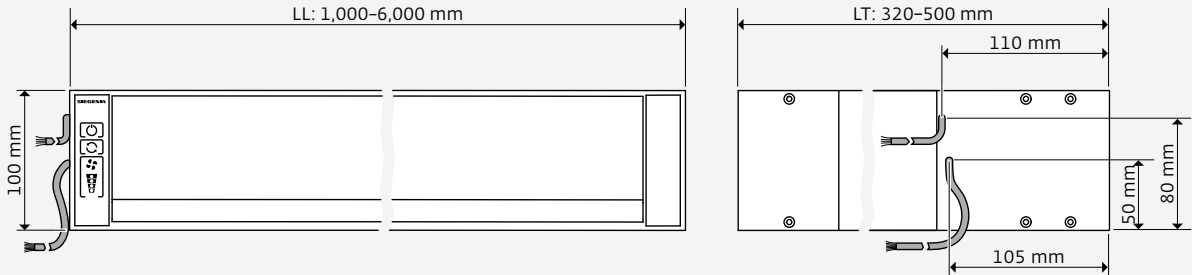
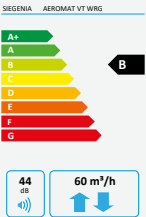
Technical specifications

AEROMAT VT WRG


Ventilator length (LL)	1,000 mm	1,000 mm	1,200 mm	1,200 mm
Ventilator depth (LT)	320 mm	350 mm	320 mm	350 mm
Sound absorption $D_{n,e,w}$ ¹⁾ without add-on parts	55 dB	57 dB	54 dB	55 dB
with wall duct	55 dB	57 dB	56 dB	57 dB
with reveal / lintel duct	56 dB	58 dB	56 dB	57 dB
Air throughput				
at blower level 1	10 m³/h	10 m³/h	10 m³/h	10 m³/h
at blower level 2	20 m³/h	20 m³/h	20 m³/h	20 m³/h
at blower level 3	30 m³/h	30 m³/h	30 m³/h	30 m³/h
at blower level 4	45 m³/h	45 m³/h	45 m³/h	45 m³/h
at blower level 5	60 m³/h	60 m³/h	60 m³/h	60 m³/h
Heat recovery efficiency	max. 93 %	max. 93 %	max. 93 %	max. 93 %
Inherent noise L_{pA} ²⁾				
at blower level 1	< 12 dB (A)	< 12 dB (A)	< 12 dB (A)	< 12 dB (A)
at blower level 2	18 dB (A)	18 dB (A)	18 dB (A)	18 dB (A)
at blower level 3	27 dB (A)	27 dB (A)	25 dB (A)	25 dB (A)
at blower level 4	36 dB (A)	36 dB (A)	34 dB (A)	34 dB (A)
at blower level 5	42 dB (A)	42 dB (A)	40 dB (A)	40 dB (A)

Technical specifications can vary according to device configuration.
1) Measured according to DIN EN 10140-2
2) Measured according to DIN EN ISO 13141-8, sound pressure level with room insulation of 8 dB

Ventilator length 1,000 mm: technical specification measured with outside air filter ISO Coarse 45 % and exhaust air filter ISO Coarse 30 %
Ventilator length 1,200 mm: technical specification measured with outside air filter ISO Coarse 45 % and exhaust air filter ISO Coarse 30 %
as well as outside air filter ISO ePM1 50 % and exhaust air filter ISO Coarse 30 %



AEROMAT VT WRG plus

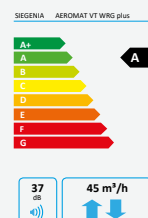


AEROMAT VT WRG plus
with optional preheating
element, LL = 1,400 mm

Technical specifications

AEROMAT VT WRG plus

Ventilator length (LL)	1,200 mm	1,200 mm
Ventilator depth (LT)	320 mm	350 mm
Sound absorption $D_{n,e,w}$ ¹⁾		
without add-on parts	52 dB	55 dB
with wall duct	57 dB	59 dB
with reveal / lintel duct	55 dB	57 dB
Air throughput		
at blower level 1	10 m ³ /h	10 m ³ /h
at blower level 2	20 m ³ /h	20 m ³ /h
at blower level 3	30 m ³ /h	30 m ³ /h
at blower level 4	45 m ³ /h	45 m ³ /h
Heat recovery efficiency	max. 95 %	max. 95 %
Inherent noise L_{pA} ²⁾		
at blower level 1	< 12 dB (A)	< 12 dB (A)
at blower level 2	20 dB (A)	20 dB (A)
at blower level 3	29 dB (A)	28 dB (A)
at blower level 4	36 dB (A)	34 dB (A)

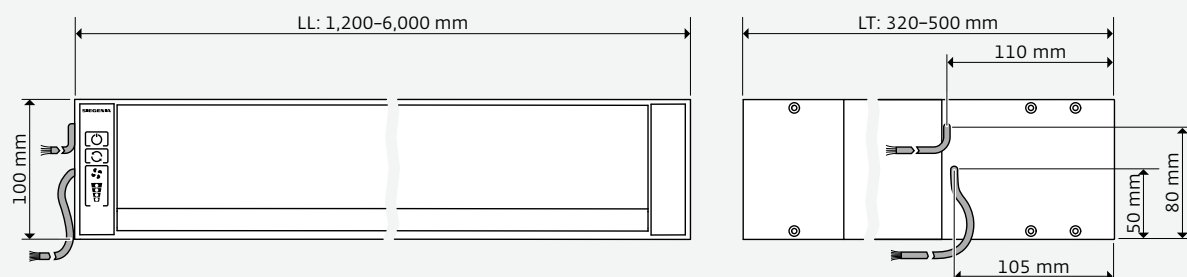


Technical specifications can vary according to device configuration.

1) Measured according to DIN EN 10140-2

2) Measured according to DIN EN ISO 13141-8, sound pressure level with room insulation of 8 dB



Technical specification measured with outside air filter ISO Coarse 45 % and exhaust air filter ISO Coarse 30 %



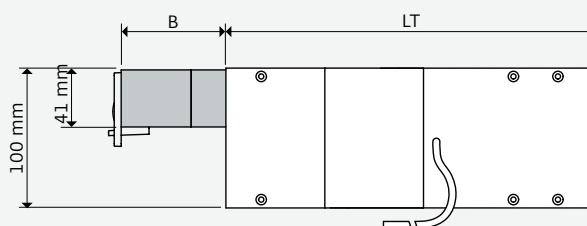
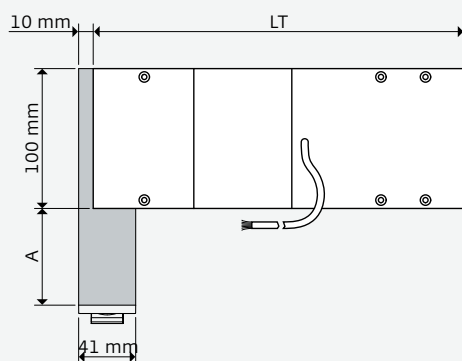
AEROMAT VT with EPP duct

The solution for increased sound absorption and a clean facade appearance.

With the EPP duct you will gain an undisturbed view of the facade and increased sound absorption. Whether they are installed in the lintel, reveal or wall – matching ducts enable the flexible adaptation of the AEROMAT VT to the structural conditions. Installation is also especially precise: the new EPP duct is tangibly easy to fabricate and tolerance-compensating. The flexible material can be easily and precisely cut to length on site. The optional aluminium outer panel is customisable with regard to colour. This way the vent unit is practically invisible in the facade.

Integration	Functionality	Benefits
<ul style="list-style-type: none"> • For an undisturbed view of the facade: due to virtually concealed installation • For installation in lintel, reveal or wall • Optimal adaptation to the building situation: easy to crop and position for individual wall thickness • Easy plastering: plaster cover to protect the duct 	<ul style="list-style-type: none"> • Enhanced sound absorption for especially high requirements • Low weight • High resistance, no corrosion • Discreet appearance due to black or white outer panel. The optional aluminium outer panel is customisable with regard to colour <p>Suitable for:</p> <ul style="list-style-type: none"> • AEROMAT D • AEROMAT VT A • AEROMAT VT Z • AEROMAT VT WRG • AEROMAT VT WRG plus 	<div>  <p>Sound insulation</p> </div> <div>  <p>Suitable for bedrooms</p> </div>





Sound insulation values of the AEROMAT VT with EPP duct

AEROMAT VT WRG plus

Ventilator length (LL)	1,200 mm	1,200 mm
Ventilator depth (LT)	320 mm	350 mm
Sound absorption $D_{n,e,w}^{1)}$ with wall duct	57 dB	59 dB
with reveal / lintel duct	55 dB	57 dB

AEROMAT VT WRG

Ventilator length (LL)	1,000 mm	1,000 mm	1,200 mm	1,200 mm
Ventilator depth (LT)	320 mm	350 mm	320 mm	350 mm
Sound absorption $D_{n,e,w}^{1)}$ with wall duct	55 dB	57 dB	56 dB	57 dB
with reveal / lintel duct	56 dB	58 dB	56 dB	57 dB

AEROMAT VT	D1	D2	D3
Ventilator length (LL)	500–6,000 mm	1,000–6,000 mm	1,500–6,000 mm
Ventilator depth (LT)	200–500 mm	200–500 mm	200–500 mm
Sound absorption $D_{n,e,w}^{1)}$ with wall duct, up to	64 dB	61 dB	58 dB
with reveal / lintel duct, up to	62 dB	60 dB	58 dB

Height of ducts	A	0–570 mm	The height of the ducts can be shortened to the required dimension on site.
Depth of ducts	B	25–500 mm	The depth of the ducts can be shortened to the required dimension on site.

AEROMAT flex




Perfectly integrated passive vent with humidity control.

AEROMAT flex with rotary switch

AEROMAT flex HY with humidity control

AEROMAT flex HY 3F with humidity control and 3-function switch

The AEROMAT flex enables a fresh air supply without interfering with the facade image. Because it simply makes optimal use of the installation space of windows and lift and slide elements. In both variants of the AEROMAT flex HY, the supply air opening is independently regulated by the relative humidity in the room.

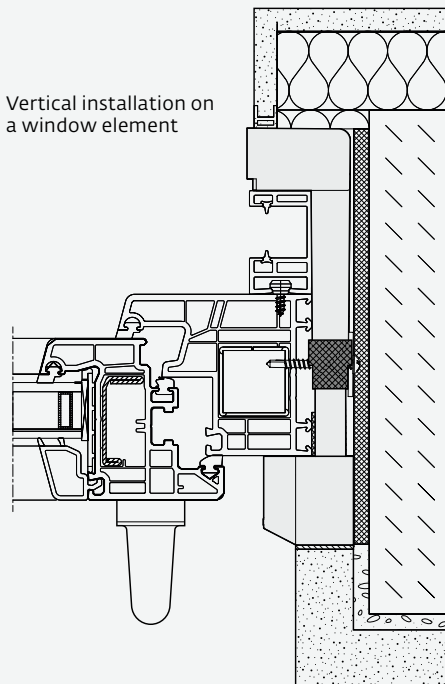
Integration	Functionality	Benefits:
<ul style="list-style-type: none"> • Optimal, practically invisible integration in the facade: use in the existing installation space of windows or lift and slide elements • Installation horizontally above or vertically next to the element • Can also be used in pairs for increased air throughput • Quick and easy installation on site: flexible adaptation to profile depths of 70 to 125 mm due to telescopic duct • Optional duct extension for profile depths up to 235 mm 	<ul style="list-style-type: none"> • Ventilation on the basis of the pressure differential • AEROMAT flex HY: regulation of the supply air opening on the basis of the relative room humidity • AEROMAT flex HY 3F: 3-function switch for humidity-controlled, maximum or minimum ventilation • Optionally with sound insulation modules: increased sound insulation up to 55 dB • Ventilation even when roller shutters or shades are closed • No effect on the burglar resistance, sound absorption or watertightness of the window 	<p> Sound insulation</p> <p> Suitable for bedrooms</p> <p>In the AEROMAT flex HY versions:</p> <p> Humidity control</p>



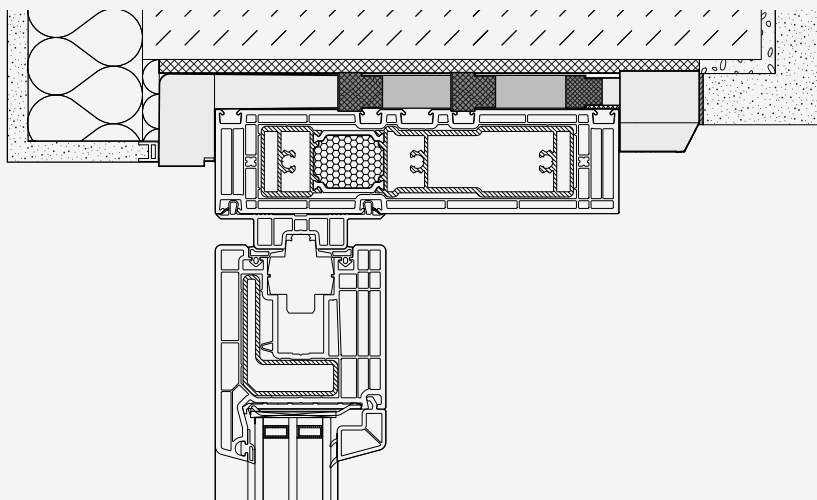
Installation

Make optimal use of the existing installation space of windows or lift and slide elements: the AEROMAT flex can be integrated on the element horizontally or vertically, and singly or in pairs, practically completely concealed. The burglar resistance and the sound insulation of the window or lift and slide element remain unaffected and fresh air supply is possible even if the roller shutters or shades are closed.

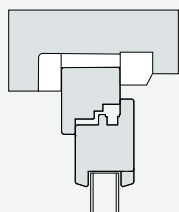
Vertical installation on a window element



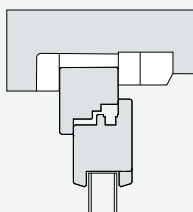
Horizontal installation on a lift and slide element



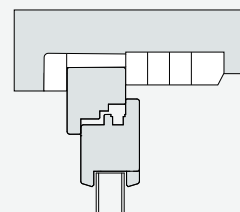
without sound insulation module



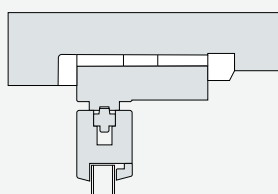
with 1 sound insulation module



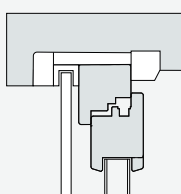
with 3 sound insulation modules



with extension duct set



AEROMAT flex with roller shutters and roller shutter rail



AEROMAT flex

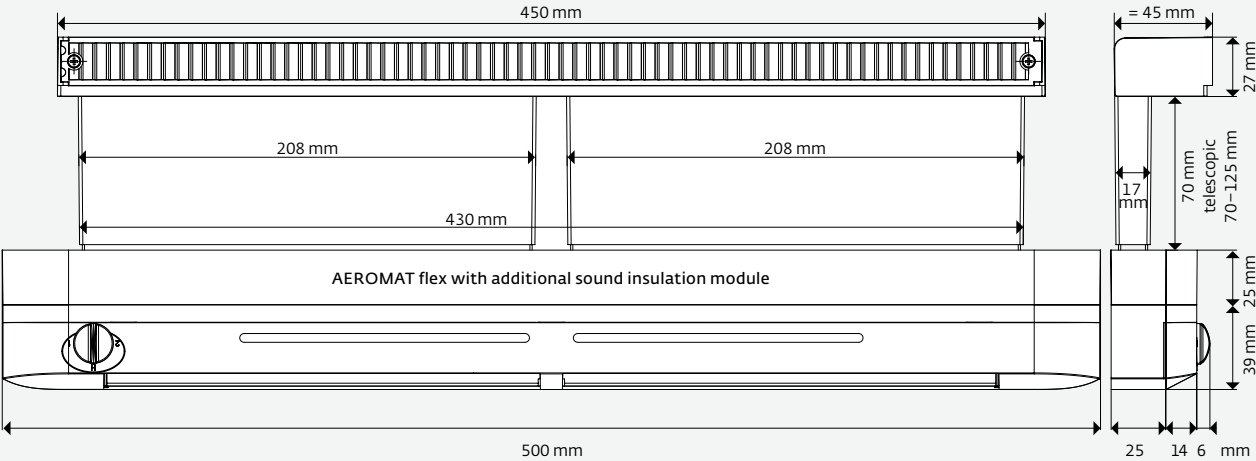
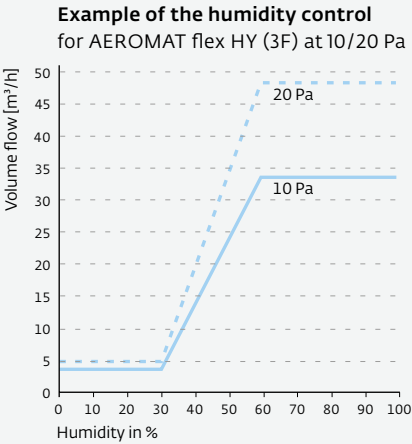


Technical specifications

AEROMAT flex, AEROMAT flex HY, AEROMAT flex HY 3F

Air throughput at ¹⁾	2 Pa	1–14 m³/h		
	4 Pa	2–20 m³/h		
	5 Pa	2–23 m³/h		
	7 Pa	3–28 m³/h		
	8 Pa	3–30 m³/h		
	10 Pa	3–33 m³/h		
	20 Pa	5–48 m³/h		
Number of extension duct sets	0	1	2	
Duct depth	90 mm	125 mm	180 mm	235 mm
Sound absorption $D_{n,e,w}$ ^{2) 3)}				
with 0 sound insulation modules	36 dB	41 dB	41 dB	42 dB
with 1 sound insulation module	41 dB	47 dB	48 dB	50 dB
with 2 sound insulation modules	43 dB	49 dB	50 dB	52 dB
with 3 sound insulation modules	45 dB	51 dB	53 dB	55 dB

1) Measured in accordance with DIN EN 13141-1
2) Measured in accordance with DIN EN 10140-2
3) The sound absorption is reduced in accordance with shorter lengths of the telescopic duct





The AEROMAT flex fits elegantly into every room design and every facade. It can be used vertically or horizontally and also in pairs for higher air exchange rates, achieving up to 55 dB sound absorption due to optimum sound insulation modules.



Window ventilators

Facade ventilators

page 8

Wall-mounted ventilators

page 44

Passive window ventilators for effective humidity protection.

Passive window ventilators for all room sizes.



AEROMAT mini

Concealed integrated, passive window rebate ventilator with flow control.


page 34



AEROMAT midi

Convenient passive vent with double locking mechanism and flow control.

page 36



AEROMAT midi HY **AEROMAT midi HY 3F**

Humidity-controlled passive vent with optional 3-function switch and sound insulation module.

page 38



AEROMAT 80 **AEROMAT 100**

Passive vent with variable air throughput and sound absorption with a minimal unit height.

page 40




AEROMAT 150

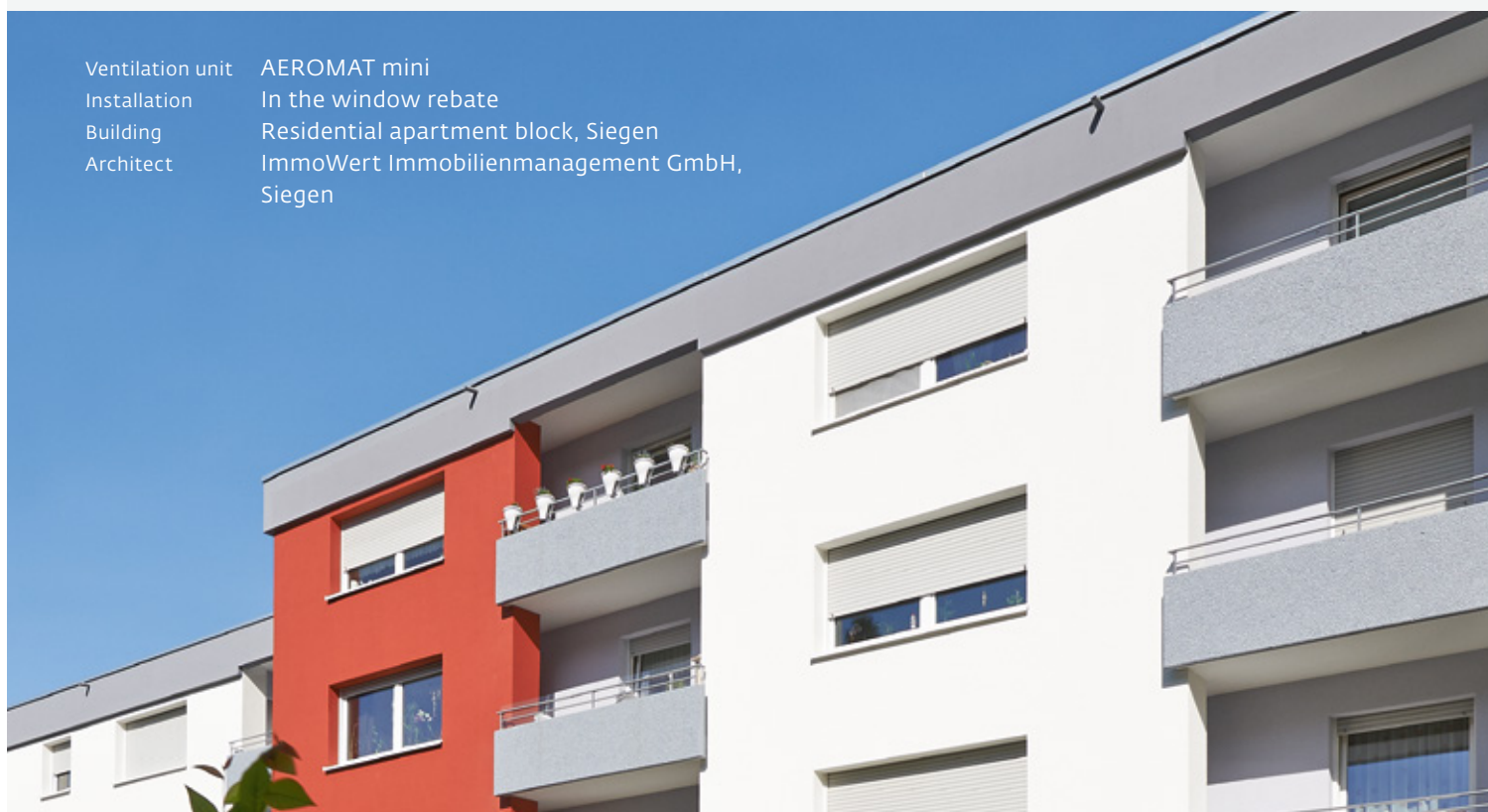
Efficient passive vent for large office and administration rooms.

page 42

Concealed integrated, passive window rebate ventilator with flow control.

The passive ventilator concealed in the window rebate uses the natural pressure differential for controlled air exchange, therefore providing effective humidity protection in accordance with DIN 1946-6. The flow control also contributes to a comfortable indoor environment by preventing draughts automatically in the event of high wind pressure. The AEROMAT mini can be easily installed in timber, PVC and aluminium windows so that it is almost invisible.

Integration	Functionality	Benefits:
<ul style="list-style-type: none"> • Concealed installation: horizontally or vertically in the window rebate • Use in pairs for larger windows • For timber, PVC or aluminium windows - even for the smallest sash dimensions • Can be retrofitted without problems 	<ul style="list-style-type: none"> • Ventilation on the basis of the natural pressure differential • Self-regulating flow control stops draughts • Optional turn lock 	 Suitable for bedrooms



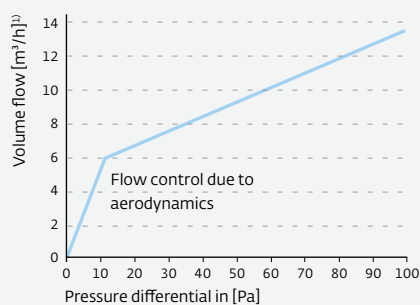
Optional
turn lock

Technical specifications

AEROMAT mini

Air throughput (approximate) at	2 Pa	2 m ³ /h ¹⁾
	4 Pa	3 m ³ /h ¹⁾
	5 Pa	3 m ³ /h ¹⁾
	7 Pa	up to 5 m ³ /h ¹⁾
	8 Pa	5 m ³ /h ¹⁾
	10 Pa	6 m ³ /h ¹⁾
	20 Pa	11 m ³ /h ¹⁾
Dimensions (W x H x D)	125 mm x 21.3 mm x 16.4 mm	
Dimensions with turn lock (W x H x D)	125 mm x 18 mm x 22.5 mm	

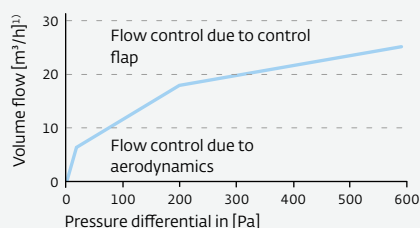
1) when installed in pairs independently of profile and hardware



Maximum performance data of the AEROMAT mini without influence of the window

Sound absorption in accordance with ISO 140-10:1991-12

Test results: given that the window has a sound absorption of 42 dB, the use of one AEROMAT mini reduces sound absorption by 1 to 2 dB and the use of two AEROMAT mini units reduces sound absorption by 3 dB. The turn lock has no effect on the sound absorption.

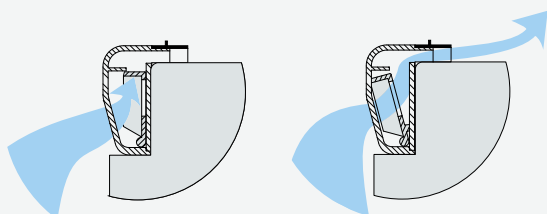


Performance data of the AEROMAT mini in the window

Example: PVC window, medium sealing system,

RAM: 1,230 x 1,480 mm

Volume flow of the AEROMAT mini as an independently regulating passive air ventilator (ALD) with upper flow control





Flow control

AEROMAT midi

Convenient passive vent with double locking mechanism and flow control.

The AEROMAT midi provides an agreeable, user-independent fresh air supply on the basis of natural pressure differential. It meets high-end comfort requirements with its double locking mechanism, flow control and the insect screen. It thereby offers a clean appearance with no visible fixing screws and is also extremely suitable as an air vent opening for a central exhaust air system.

Integration	Functionality	Benefits
<ul style="list-style-type: none"> • Top horizontal installation • Without duct: in the frame and in the sash • With duct: only in the frame, only in the sash or in the attachment profile • Optional sound insulation module inside and/or outside • For timber, PVC or aluminium windows • Integration in the roller shutter housing is possible • Available in special exterior colour 	<ul style="list-style-type: none"> • Ventilation on the basis of the natural pressure differential • Also suitable as an air vent for a central exhaust air extraction system • Double locking mechanism and flow control • Insect screen integrated into weather grille • Without visible screwing • Simple cleaning: can be dismantled without tools 	<ul style="list-style-type: none"> •  Sound insulation •  Suitable for bedrooms





Technical specifications

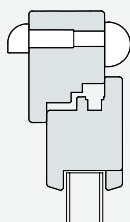
AEROMAT midi

Air volume ¹⁾ (approx.) at	2 Pa	13 m³/h
	4 Pa	18 m³/h
	5 Pa	21 m³/h
	7 Pa	25 m³/h
	8 Pa	26 m³/h
	10 Pa	30 m³/h
	20 Pa	32 m³/h
U-value	1.5 W/m²K	
Standard sound level difference D _{n,e,w}	35 dB	
Standard sound level difference D _{n,e,w} with inside sound insulation module	38 dB	
Standard sound level difference D _{n,e,w} with outside sound insulation module	37 dB	
Standard sound level difference D _{n,e,w} with inside and outside sound insulation module	41 dB	
Dimensions of interior sound insulation module	417 mm x 40 mm x 25 mm (L x W x D)	
Dimensions of exterior sound insulation module	417 mm x 42 mm x 30 mm (L x W x D)	
Milling dimensions (centre bar 30 mm)	2 x 172 mm x 16 mm	

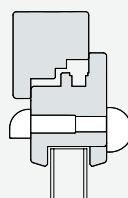
1) Measured independently of profile and hardware

Installation

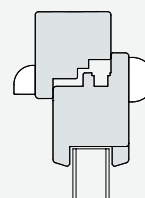
In the frame



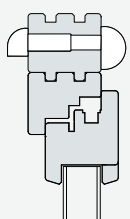
In the sash



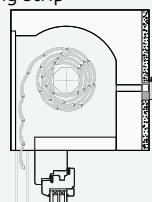
In the frame and sash



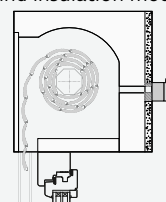
In the attachment profile



in the roller shutter housing with plastering strip






in the roller shutter housing with plastering strip and sound insulation module



AEROMAT midi HY, AEROMAT midi HY 3F


Humidity-controlled passive vent with optional rotary switch and sound insulation module.

AEROMAT midi HY with humidity control
AEROMAT midi HY 3F with humidity control and 3-function switch
The AEROMAT midi HY automatically reacts to changes in the relative humidity by adapting the supply air opening via fabric belts. In this way it enables demand-based ventilation in accordance with DIN 1946-6 solely on the basis of the pressure differential. The versions with rotary switch offer further control options and the optional sound insulation module provides increased sound protection.

Integration	Functionality	Benefits
<ul style="list-style-type: none">• Top horizontal installation• Without duct: in the frame and in the sash• With duct: only in the frame or in the attachment profile• Discreet appearance and very narrow weather grille• For timber, PVC or aluminium windows• Integration in the roller shutter housing is possible	<ul style="list-style-type: none">• Ventilation on the basis of the natural pressure differential• Regulation of the supply air opening on the basis of the relative room humidity• Optional version with sound insulation module: increased sound insulation up to 42 dB• AEROMAT HY 3F: rotary switch for humidity-controlled, maximum or minimum ventilation• Easy cleaning option	<div> Sound insulation</div> <div> Suitable for bedrooms</div> <div> Humidity control</div>



AEROMAT midi HY 3F version
with rotary switch



Technical specifications

AEROMAT midi HY / midi HY 42 dB

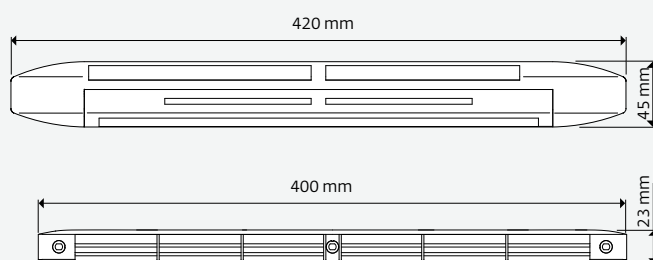
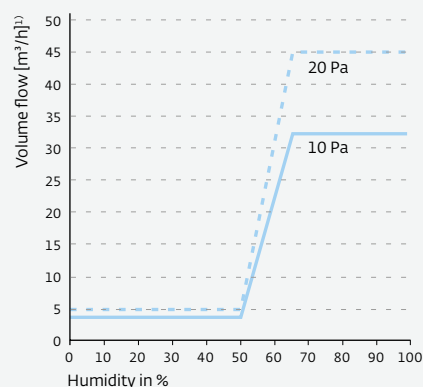
Air volume¹⁾ (approx.) at	2 Pa	2–14 m ³ /h
	4 Pa	3–20 m ³ /h
	5 Pa	3–23 m ³ /h
	8 Pa	4–29 m ³ /h
	10 Pa	4–32 m ³ /h
	20 Pa	5–45 m ³ /h

Standard sound level difference $D_{n,e,w}$

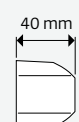
AEROMAT midi HY	38 dB
AEROMAT midi HY 42 dB	42 dB

1) Measured independently of profile and hardware

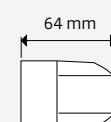
Example of humidity control at a pressure differential of 10/20 Pa



midi HY

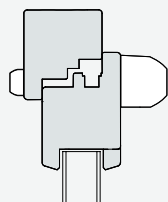


midi HY 42 dB

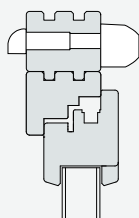


Installation

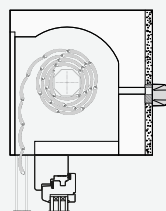
In the frame and sash



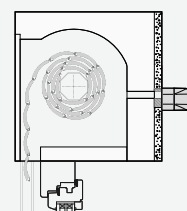
In attachment profile with duct set



in the roller shutter housing with plastering strip



in the roller shutter housing with plastering strip and sound insulation module





AEROMAT 80, AEROMAT 100

Passive vent with variable air throughput and sound absorption with a minimal unit height.

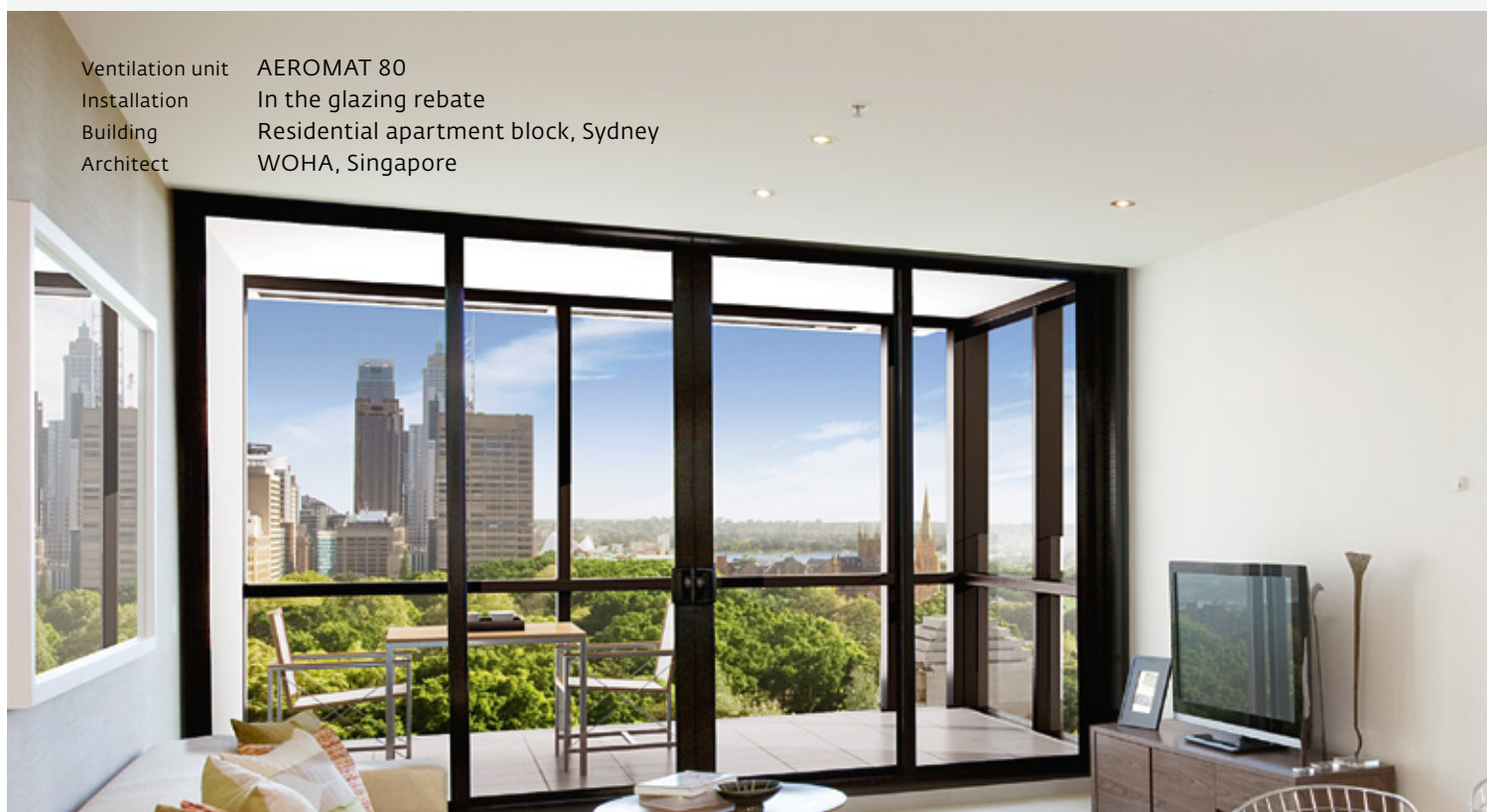
AEROMAT 80 with 80 mm unit height

AEROMAT 100 with 100 mm unit height

Both ventilator types can be flexibly integrated in any window design. They use the natural pressure differential between the outside and inside air for the fresh air supply and provide convenient sound protection. This creates a healthy indoor environment in bedrooms and living rooms, offices and hospitals – without draughts, without noise and without power consumption.

Integration	Functionality	Benefits:
<ul style="list-style-type: none"> • Variable installation: horizontal or vertical in the glazing rebate or in the mullion or transom • For timber, PVC or aluminium windows • Integration in the roller shutter housing is possible 	<ul style="list-style-type: none"> • Ventilation on the basis of the natural pressure differential • Continuous air flow regulation via the closing cap • Manual operation or with optional operating rod • AEROMAT 100 optionally with flow control 	<ul style="list-style-type: none">  Sound insulation  Suitable for bedrooms

Ventilation unit AEROMAT 80
 Installation In the glazing rebate
 Building Residential apartment block, Sydney
 Architect WOHA, Singapore

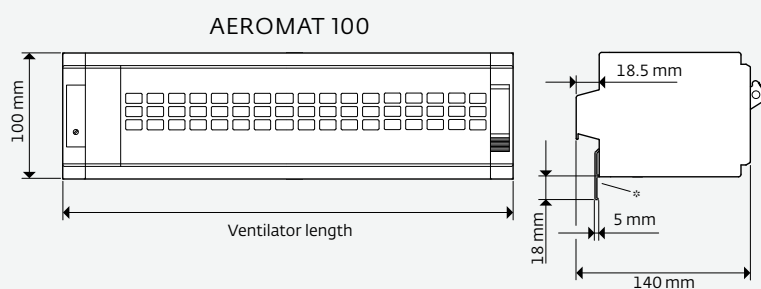
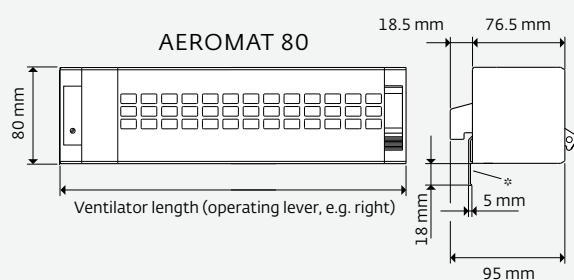




Technical specifications

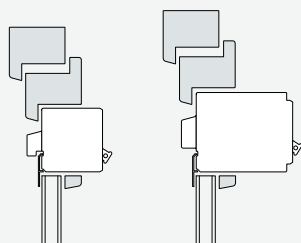
AEROMAT 80						AEROMAT 100	
Sound absorption $R_{w1,9}$		40 dB	36 dB	33 dB	21 dB	42 dB	39 dB
Sound absorption $D_{n,e,w}$ ¹⁾		47 dB	43 dB	40 dB	28 dB	49 dB	46 dB
Air throughput ²⁾ measured for 1,200 mm ventilator length	2 Pa	7 m³/h	11 m³/h	13 m³/h	38 m³/h	9 m³/h	13 m³/h
	4 Pa	10 m³/h	16 m³/h	18 m³/h	56 m³/h	13 m³/h	18 m³/h
	5 Pa	11 m³/h	18 m³/h	21 m³/h	63 m³/h	14 m³/h	21 m³/h
	7 Pa	13 m³/h	21 m³/h	25 m³/h	76 m³/h	17 m³/h	25 m³/h
	8 Pa	14 m³/h	23 m³/h	26 m³/h	80 m³/h	18 m³/h	27 m³/h
	10 Pa	15 m³/h	26 m³/h	30 m³/h	90 m³/h	20 m³/h	30 m³/h
	20 Pa	23 m³/h	39 m³/h	42 m³/h	132 m³/h	35 m³/h	43 m³/h
Ventilator length		300–3,000 mm				600–3,000 mm	

1) Measured in accordance with DIN EN 10140-2 2) AEROMAT 100 measured with weather grille HW/HS

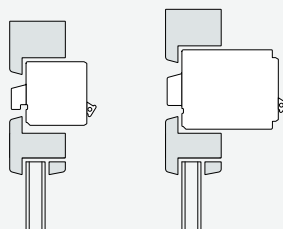


Installation

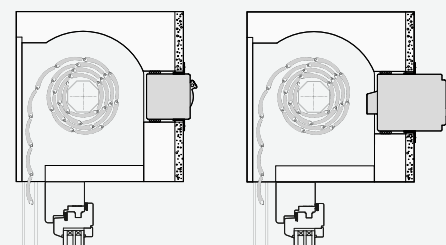
In glazing rebate



In the transom





in roller shutter housing



AEROMAT 150

Efficient passive vent for large office and administration rooms.

With its outstanding air throughput of up to 82 m³/h and its high sound absorption, the AEROMAT 150 passive ventilator is ideally suited for larger office and administration rooms. Draughts are completely avoided thanks to the air outlet diffusing the air across the entire length of the ventilator. The passive ventilator can, in principal, be used in all timber, PVC and aluminium windows.

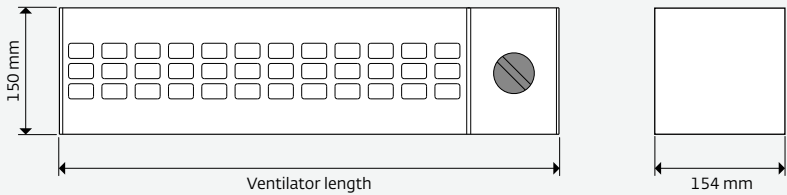
Integration	Functionality	Benefits:
<ul style="list-style-type: none">• Horizontal or vertical installation in the mullion or transom• For a wide range of timber, PVC or aluminium window designs	<ul style="list-style-type: none">• Ventilation on the basis of the natural pressure differential• Rotary knob on the right or left for continuous regulation of the amount of air	<div> Sound insulation</div> <div> Suitable for bedrooms</div>





Technical specifications

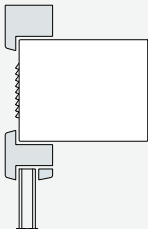
Information for an AEROMAT 150		Type DD
Ventilator length in mm increments		600–3,000 mm
Sound absorption R_w 1.9		44 dB
Sound absorption $D_{n,e,w}$		51 dB
Air throughput (pressure differential) (measured with 1,200 mm ventilator length and with weather grille 911 CW-1)	2 Pa	29 m³/h
	4 Pa	40 m³/h
	5 Pa	44 m³/h
	7 Pa	51 m³/h
	8 Pa	54 m³/h
	10 Pa	60 m³/h
	20 Pa	82 m³/h



Overall depth with
weather grille
910 CW-1 = 190 mm
910 CS-1 = 190 mm

Installation

In the transom



Wall-mounted ventilators

Facade ventilators

page 8

Window ventilators

page 32

**Cross room
pipe wall ventilator
system**

**Efficient
wall-mounted ventilators
for all requirements**

**The modern vent duct
as an installation option**



AEROTUBE WRG smart
AEROTUBE AZ smart
AEROTUBE DD 110
AEROTUBE DD 160

An efficient, but discreet solution for every room: modern pipe wall ventilators.

page 46



AEROPLUS WRG
AEROPLUS WRG smart

The wall-mounted ventilator with parallel supply and exhaust air in one compact device.

page 56



AEROVITAL ambience
AEROVITAL ambience smart

Modern ventilator with high sound insulation, heat recovery and all comfort functions.

page 64



AEROPAC
AEROPAC smart
AEROPAC DD

Compact, sound absorbing ventilator, as quiet as a whisper, with high air throughput and filter technology.

page 68



Vent duct EPP

The solution for increased sound absorption and a clean facade appearance.

page 72

AEROTUBE system

An efficient, but discreet solution for every room: modern pipe wall ventilators.

Thanks to the diversity of the AEROTUBE ventilators, projects involving special requirements can be achieved flexibly and easily. As an individual single solution or as a cross room ventilation system: with their different modes of operation and comfort functions, the AEROTUBE unit versions open up all options to you. For example, AEROTUBE WRG smart ventilators can easily be connected via WIFI to operate in pairs, meaning that the devices can coordinate their operation automatically.



One system.

Passive or active – supply air, exhaust air or both.

- Passive supply and exhaust air:
AEROTUBE DD 110, 160
- Active supply or exhaust air:
AEROTUBE AZ smart
- Active supply air or exhaust air or switch between both and with high heat recovery:
AEROTUBE WRG smart
- The air direction of smart units can also be assigned via an app after installation

Discreet appearance for clean room concepts.

The functional elements are positioned in the pipe to give the casing a discreet design. All AEROTUBE variants with identical panels can be used to maintain a uniform appearance. The design panel E18 is also available for the AEROTUBE DD passive ventilator.

Countless possibilities.

Smart operation, smart pairing.

Both smart units can be conveniently controlled via the SIEGENIA Comfort app. This opens up additional modes of operation, timer and control functions. AEROTUBE WRG smart devices can be connected to operate in pairs via the app without wiring effort, meaning that they can automatically interconnect across rooms.

Automatic humidity control

To automatically control the humidity according to your needs, the AEROTUBE WRG smart is equipped with an effective humidity control as well as the standard WIFI function.

Heat recovery up to 90 %

For maximum energy efficiency, the AEROTUBE WRG smart recovers the majority of heat from the exhaust air, thus warming the cold supply air.

Air quality sensors for the best indoor air.

With the optional CO₂-regulation, spent or bad air is also automatically detected and the air exchange adapted accordingly.



Proven low-pollutant ventilation

The AEROTUBE system meets the stringent requirements for construction products with regard to the QNG-ready quality seal and other building certifications.

AEROTUBE WRG smart:

Wall-mounted ventilator for automatically alternating supply air and exhaust air with high heat recovery.

The AEROTUBE WRG smart automatically adapts its air throughput to the relative humidity. The economic mode of operation and high rate of heat recovery makes it one of the most energy-efficient devices in its class (A+). The ventilator can be installed to operate in pairs and across rooms and can be controlled via the SIEGENIA Comfort app. As well as the supply air and exhaust air interchanging at minute intervals, pure supply air or exhaust air operation is possible.

Integration	Functionality	Benefits:
<ul style="list-style-type: none"> • Quick installation in the outside wall with a core drill • Alternative installation with vent duct EPP, for example, for composite thermal insulation systems • Single operation or WIFI-supported operation in pairs without additional wiring • Can also be used across rooms • Retrofittable even in inhabited rooms 	<ul style="list-style-type: none"> • Air supply and exhaust air operation with heat recovery • 3-step operation on the device • Heat recovery up to 90 % • Automatic humidity control • Optional: electronic closure and CO₂ regulation • LED status/filter change indicator • Additional functions of the SIEGENIA Comfort app: all modes of operation, continuous air flow regulation, timer, operation in pairs etc. 	<ul style="list-style-type: none"> • Heat recovery: • Coarse dust filter • Humidity control • App control Optional/accessories: <ul style="list-style-type: none"> • Air quality control • Sound insulation





Technical specifications

AEROTUBE WRG smart:

Air throughput (active)

at blower level 1	approx. 15 m ³ /h
at blower level 2	approx. 32 m ³ /h
at blower level 3	approx. 45 m ³ /h

Inherent noise ¹⁾

at blower level 1	$L_{pA} = 25 \text{ dB(A)}$
at blower level 2	$L_{pA} = 38 \text{ dB(A)}$
at blower level 3	$L_{pA} = 46 \text{ dB(A)}$

Sound absorption $D_{n,e,w}$ ²⁾

35 dB

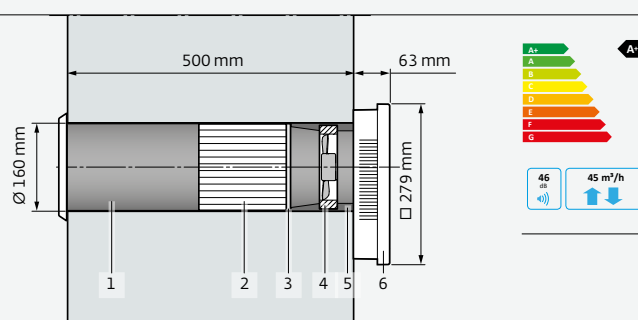
Heat recovery efficiency

max. 90 %

Technical approval


Z-51.3-387

1) Measured in accordance with DIN EN ISO 3745 with room insulation 8 dB
2) Measured in accordance with DIN EN 10140-2



- 1) Ventilation pipe
- 2) Heat accumulator stone
- 3) Filter ISO Coarse 45 % (formerly G3)
- 4) Axial ventilator
- 5) Pipe inset
- 6) Inner panel with slider

Weather grille - stainless steel or PVC

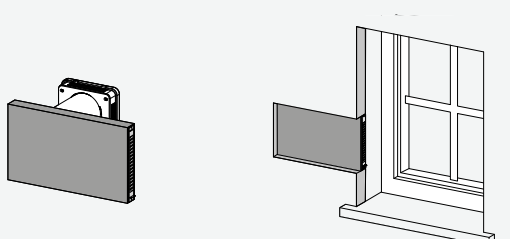


Stainless steel weather protection hood

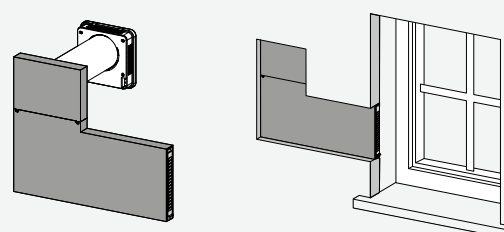


Installation options with vent duct

Vent duct EPP, type FL



Vent duct EPP, type SFL



AEROTUBE AZ smart

The wall-mounted ventilator for supply and exhaust air operation with high air throughput.

Where only supply air or exhaust air is required, the AEROTUBE AZ smart opens up all options with the same ventilator appearance. The air direction can also be assigned via the app after installation. Even cross room operation of supply air and exhaust air units in pairs or in combination with other AEROTUBE versions is also possible without any problems. The ventilator can also be controlled via the SIEGENIA Comfort app thanks to its WIFI function.

Integration	Functionality	Benefits:
<ul style="list-style-type: none"> • Quick installation in the outside wall with a core drill • Alternative installation with vent duct EPP, for example, for composite thermal insulation systems • Single operation or WIFI-supported operation in pairs without additional wiring • Can also be used across rooms • Retrofittable even in inhabited rooms 	<ul style="list-style-type: none"> • Active supply air or exhaust air • The air direction can also be assigned via an app after installation • 3-step operation on the device • Automatic humidity control • Optional: electronic closure and CO₂ regulation • LED status/filter change indicator • Additional functions of the SIEGENIA Comfort app: all modes of operation, continuous air flow regulation, timer etc. • Heat recovery can be retrofitted 	<ul style="list-style-type: none"> • Coarse dust filter • Humidity control • App control Optional/accessories: • Air quality control • Sound insulation





Technical specifications

AEROTUBE AZ smart

Air throughput (information for exhaust air)

at blower level 1	approx. 24 m ³ /h
at blower level 2	approx. 43 m ³ /h
at blower level 3	approx. 58 m ³ /h

Inherent noise ¹⁾

at blower level 1	L _{PA} = 26 dB(A)
at blower level 2	L _{PA} = 39 dB(A)
at blower level 3	L _{PA} = 46 dB(A)

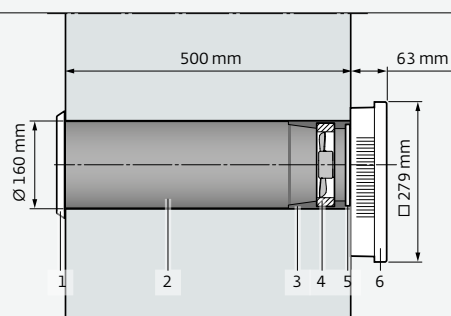
Sound absorption D_{n,e,w} ²⁾

34 dB

Technical approval


Z-51.5-395

1) Measured in accordance with DIN EN ISO 3745 with room insulation 8 dB
2) Measured in accordance with DIN EN 10140-2



- 1) Weather grille
- 2) Ventilation pipe
- 3) Pipe inset
- 4) Axial ventilator
- 5) Filter ISO Coarse 45 % (formerly G3)
- 6) Inner panel with slider

Weather grille - stainless steel or PVC

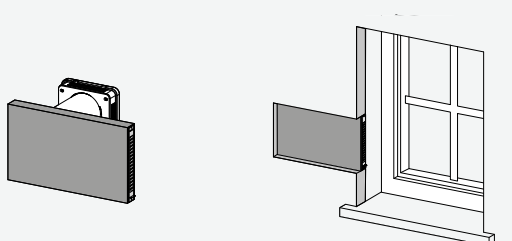


Stainless steel weather protection hood

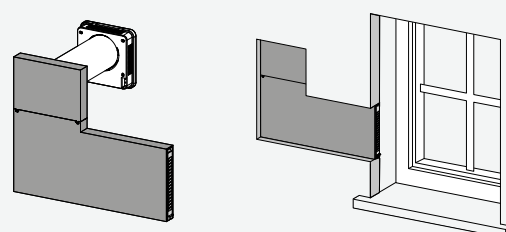


Installation options with vent duct

Vent duct EPP, type FL






Vent duct EPP, type SFL



AEROTUBE DD


Passive vent with high sound absorption and flexible equipment options.

AEROTUBE DD 110 with 110 mm pipe diameter
AEROTUBE DD 160 with 160 mm pipe diameter and retrofit options
With two pipe diameters and the smart equipment options, the AEROTUBE DD provides maximum flexibility. Both ventilator types can also be used with the discreet E18 inner panel as well as with a stainless steel weather grille or the vent duct EPP. The AEROTUBE DD 160 can be upgraded with up to four sound insulation elements or a wind pressure barrier.


Integration	Functionality	Benefits:
<ul style="list-style-type: none">• Quick installation in the outside wall with a core drill• Pipe diameter of 110 mm or 160 mm• Alternative installation with vent duct EPP, for example, for composite thermal insulation systems• Passive cross ventilation is possible, even across rooms• Retrofittable even in inhabited rooms	<ul style="list-style-type: none">• Ventilation on the basis of the natural pressure differential• Optional: electric lock• Optional: discreet inner panel E18 and stainless steel weather grille• AEROTUBE DD 160: optionally available with wind pressure barrier or up to four sound insulation elements and can also be successively retrofitted to AEROTUBE WRG smart or AEROTUBE AZ smart	<div> Sound insulation</div> <div> Coarse dust filter</div> <div> Suitable for bedrooms</div>

Optional equipment of AEROTUBE DD 160: with wind pressure barrier or with up to four sound insulation modules





AEROTUBE DD 110
with 110 mm pipe diameter



AEROTUBE DD 160
with 160 mm pipe diameter

Interior cover E28



Interior cover E18



Weather grille

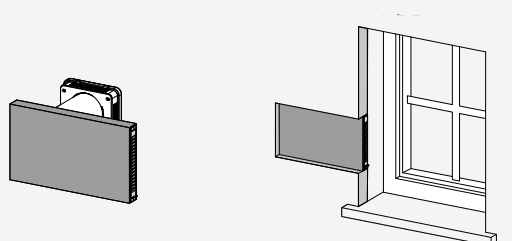


Weather protection hood

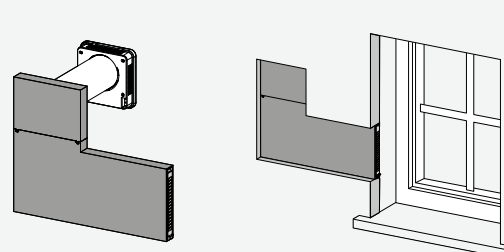


Installation options with vent duct

Vent duct EPP, type FL



Vent duct EPP, type SFL



AEROTUBE DD 110

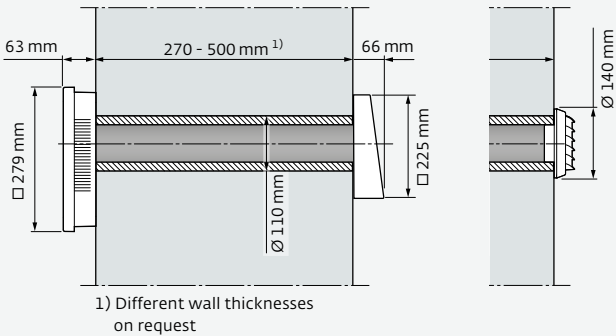


Technical specifications

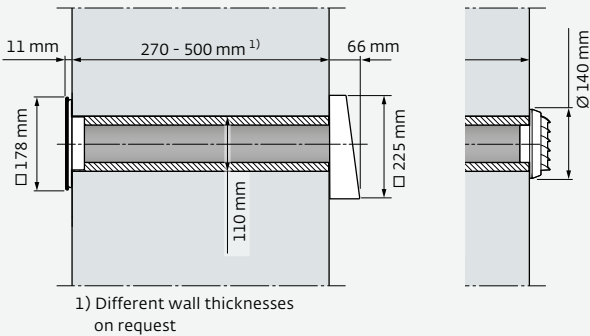
Inner panel		E18 7.5 mm tilt gap		E18 7.5 mm parallel-action gap		E28 open	
Pipe length		340 mm	270 mm	340 mm	270 mm	340 mm	270 mm
Air throughput ¹⁾	at 2 Pa	7 m³/h	7 m³/h	10 m³/h	10 m³/h	13 m³/h	13 m³/h
	at 4 Pa	9 m³/h	9 m³/h	13 m³/h	13 m³/h	19 m³/h	19 m³/h
	at 8 Pa	13 m³/h	13 m³/h	21 m³/h	21 m³/h	29 m³/h	29 m³/h
	at 10 Pa	16 m³/h	16 m³/h	25 m³/h	25 m³/h	33 m³/h	33 m³/h
	at 20 Pa	21 m³/h	21 m³/h	34 m³/h	34 m³/h	53 m³/h	53 m³/h
Sound absorption $D_{n,e,w}$ ^{1) 2)}		55 dB	54 dB	52 dB	51 dB	52 dB	51 dB

1) Measured with PVC weather grille
2) Measured in accordance with DIN EN 10140-2


with E28 inner panel and weather protection hood or grille



with E18 inner panel and weather protection hood or grille



AEROTUBE DD 160



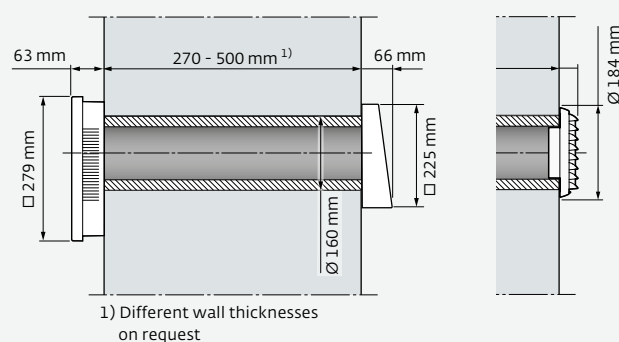
Technical specifications

Inner panel		E18 7.5 mm tilt gap		E18 7.5 mm parallel-action gap		E28 open	
Pipe length		340 mm	270 mm	340 mm	270 mm	340 mm	270 mm
Air throughput ¹⁾	at 2 Pa	7 m ³ /h	7 m ³ /h	10 m ³ /h	10 m ³ /h	13 m ³ /h	13 m ³ /h
	at 4 Pa	9 m ³ /h	9 m ³ /h	13 m ³ /h	13 m ³ /h	19 m ³ /h	19 m ³ /h
	at 8 Pa	13 m ³ /h	13 m ³ /h	21 m ³ /h	21 m ³ /h	29 m ³ /h	29 m ³ /h
	at 10 Pa	16 m ³ /h	16 m ³ /h	25 m ³ /h	25 m ³ /h	33 m ³ /h	33 m ³ /h
	at 20 Pa	21 m ³ /h	21 m ³ /h	34 m ³ /h	34 m ³ /h	53 m ³ /h	53 m ³ /h
Sound absorption D _{n,e,w} ^{1) 2)}	without SK	54 dB	52 dB	51 dB	49 dB	51 dB	49 dB
	SK2	59 dB	56 dB	56 dB	53 dB	56 dB	53 dB
	SK3	60 dB	57 dB	57 dB	54 dB	57 dB	54 dB
	SK4	61 dB	58 dB	58 dB	55 dB	58 dB	55 dB

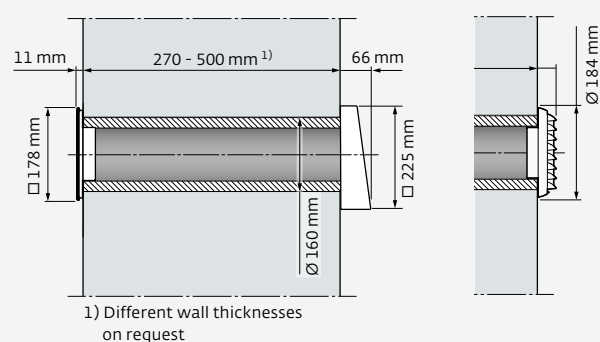
1) Measured with PVC weather grille

2) Measured in accordance with DIN EN 10140-2

with E28 inner panel and weather protection hood or grille



with E18 inner panel and weather protection hood or grille

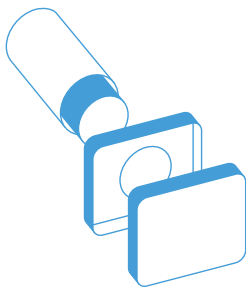


AEROPLUS WRG.

The new compact class.

The AEROPLUS WRG completely redefines wall-mounted ventilation: supply and exhaust air, combined with the principle of a rotary heat exchanger, in a very compact space.


This is innovative ventilation technology with a modern design. It combines powerful air throughput with excellent heat recovery, whilst delivering outstanding sound absorption and low inherent noise. Whether it's for a new build or for an energy renovation project, the AEROPLUS WRG is the unbeatable alternative to conventional push-pull units.



Efficient installation with only one hole in the wall and thanks to the modular unit structure
Ideal for renovations and retrofit.



Parallel supply and exhaust air in one compact unit.



Surface-mounted and partially recessed installation both possible.

93 %

Maximum heat recovery and therefore eligible for subsidies.

57 dB

Maximum sound absorption.



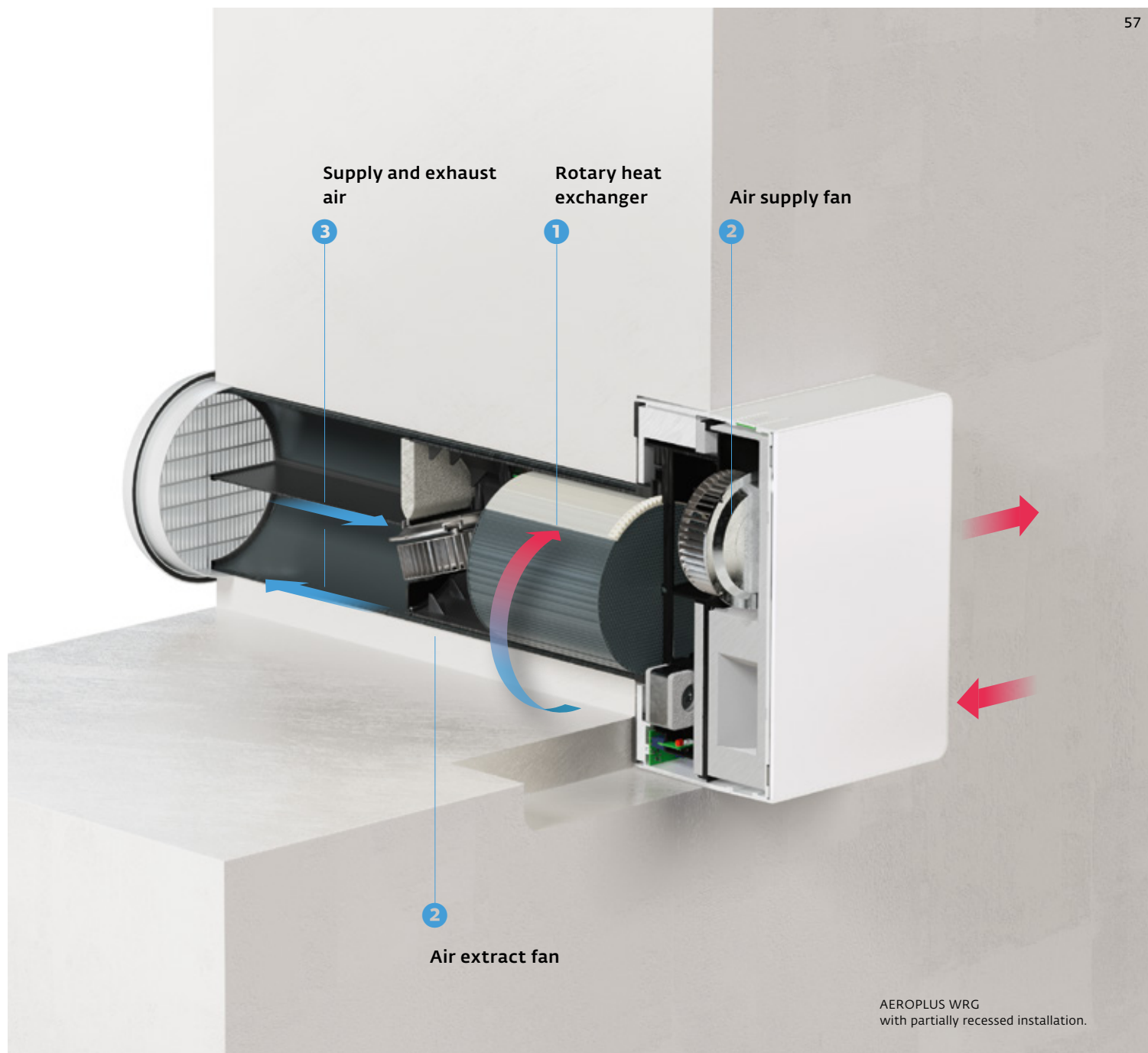
Operation via touch control, via app, or externally via the building control system.
Easy to integrate into the building control system thanks to pre-configured inputs.



Night ventilation: the deactivation of the heat recovery enables passive cooling.



Temperature, humidity and CO₂ sensors for demand-based operation.



Ingenious in principle.

The ultra-compact design of the miniaturised ① rotary heat exchanger enables regenerative heat recovery in a compact casing for the first time. ② Two pressure-stable fans ensure a balance of ③ supply and exhaust air without any drop in performance, even in case of high wind pressure on the facade. It is also possible to operate the system using supply or exhaust air mode only, by switching off the relevant fan – for intelligent bathroom control, for example. And temporarily deactivating the heat recovery function means that passive cooling is even possible in summer.



Proven low-pollutant ventilation

The AEROPLUS WRG meets the stringent requirements for construction products with regard to the QNG-ready quality seal and other building certifications.

Cutting edge in new builds. The all-in-one solution.

The AEROPLUS WRG makes planning decentralised ventilation solutions easier and more flexible. Thanks to its impressive air throughput coupled with simultaneous supply and exhaust air, only one unit is needed per room. The numerous installation and equipment options provide a high standard of room comfort and a wide variety of design options.



Nice to see.

The partially recessed installation and various high-quality designer panels mean that the AEROPLUS WRG is guaranteed to complement the architecture perfectly. The possibility of 90° rotation of the ventilation unit enables particularly flexible integration.

Hardly seen.

Optional components offer more possibilities for an uninterrupted external appearance. As a result, the vent duct with discreet cover panel blends in with the facade so that it is barely noticeable. The EPP duct also makes for simple fabrication and compensates for tolerances. Its flexible material can be easily and precisely cut to length on site. This saves time and money. In this way, the AEROPLUS WRG is impressive from every perspective.

The AEROPLUS WRG detects that the humidity is too high and discharges excessive humidity automatically. The bathroom does not cool down thanks to its particularly high heat recovery.



The best indoor air automatically.

In automatic mode, the AEROPLUS WRG regulates the optimum air throughput automatically thanks to its temperature and humidity sensors. In the smart model, the additional CO₂ sensors detect stale air and control the exchange of air as needed. A range of filter grades, such as the pollen or modern NOx filter, ensures fresh air without any pollutants.

Well served.

The AEROPLUS WRG can be operated either on the unit itself via the touch control panel or via the ventilation control unit that is mounted on the wall as an external control unit. The AEROPLUS WRG smart is equipped with a WIFI module, allowing it to be controlled using the SIEGENIA Comfort app as well. External inputs mean it can be integrated into the building management system and enable intelligent control options such as bathroom control. The AEROPLUS WRG automatically switches to pure supply air operation as soon as a ventilation unit in the bathroom or WC starts extracting air.

Eligible for subsidies in older buildings. Energy renovations, efficiently solved.

The AEROPLUS WRG is synonymous with healthy living, protection of the building fabric and reduced environmental impact. This is because it combines the required minimum exchange of air with energy-saving, subsidisable heat recovery to deliver energy-efficient ventilation. It is quick and easy to install, making it ideal for energy renovation projects.




The straightforward installation using just one core drill hole of 160 mm also means it can be installed in rooms that are occupied.

AEROPLUS WRG.

The equipment.



Air throughput	up to 60 m ³ /h
Heat recovery	up to 93 %
Sound absorption D_{n,e,w}	up to 57 dB
Dimensions, W H D	308 x 408 x 150 mm
Diameter of installation pipe	160 mm












Equipment options		AEROPLUS WRG	AEROPLUS WRG smart
Filter	Coarse dust filter, fine dust and pollen filter or NOx filter	•	•
Sensors	Temperature and humidity control	•	•
	CO ₂ sensor		•
Control	External inputs for the building automation and external control units	•	•
	Operation via SIEGENIA Comfort app		•
	Ventilation control as external control unit mounted on the wall	•	•
External appearance	Vent duct with PVC or aluminium panel	•	•
			
		•	•
		•	•
Internal appearance	Front panels in a felt finish or pearl dark grey	•	•




AEROPLUS WRG.

The wall-mounted ventilator with parallel supply and exhaust air in one compact device.

AEROPLUS WRG with parallel supply and exhaust air and heat recovery
AEROPLUS WRG smart with additional WIFI module and CO₂ sensor
 Thanks to the miniaturised technology of the rotary heat exchanger, AEROPLUS WRG enables simultaneous supply and exhaust air with outstanding performance values in one compact device. The combination of high air throughput and energy-saving heat recovery of up to 93 % and high sound absorption with low inherent noise makes it an excellent alternative to conventional push-pull ventilators.

Integration	Functionality	Benefits:
<ul style="list-style-type: none"> • Quick installation in the outside wall with only one core drill • Alternative installation with EPP vent duct, for example for composite thermal insulation systems • Assorted front and outside panels for a discreet appearance • Suitable for new builds, retrofitting and energy renovation 	<ul style="list-style-type: none"> • Parallel supply and exhaust air in one device • High air throughput and up to 93 % heat recovery • High sound absorption with low inherent noise • Automatic operation • Night ventilation • Operation: via touch control, via app, via the ventilation control unit or externally using building automation 	<div> <div>  Sound insulation </div> <div>  Heat recovery </div> <div>  Suitable for bedrooms </div> <div>  Coarse dust filter </div> <div>  Temperature/humidity sensor </div> <div>  External inputs </div> <div> Optional/accessories: </div> <div>  Fine dust / pollen filter </div> <div>  NOx filter </div> <div>  CO₂ sensor </div> <div>  App control </div> <div>  Ventilation control unit </div> </div>



Front panels in a white, pearl dark grey or felt finish



Technical specifications

AEROPLUS WRG, AEROPLUS WRG smart

Sound absorption in ventilation mode

with pipe length 270/340/500 mm

with PVC weather grille	49/50/50 dB
with weather protection hood	51/52/52 dB
with EPP vent duct	54/55/57 dB

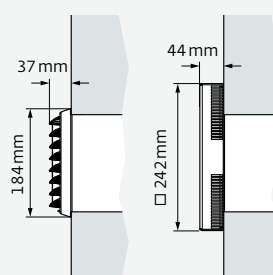
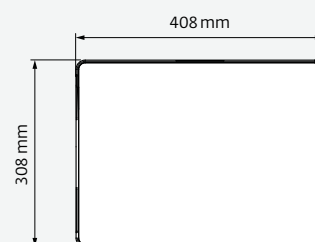
Air throughput

at blower level 1	approx. 10 m ³ /h
at blower level 2	approx. 20 m ³ /h
at blower level 3	approx. 30 m ³ /h
at blower level 4	approx. 45 m ³ /h
at blower level 5	approx. 60 m ³ /h

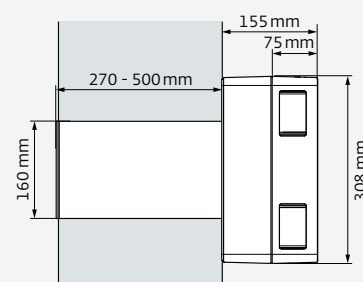
Inherent noise L_{pA}

at blower level 1	approx. 19 dB(A)
at blower level 2	approx. 23 dB(A)
at blower level 3	approx. 26 dB(A)
at blower level 4	approx. 31 dB(A)
at blower level 5	approx. 36 dB(A)

Heat recovery efficiency	max. 93 %
---------------------------------	-----------



PVC weather grille

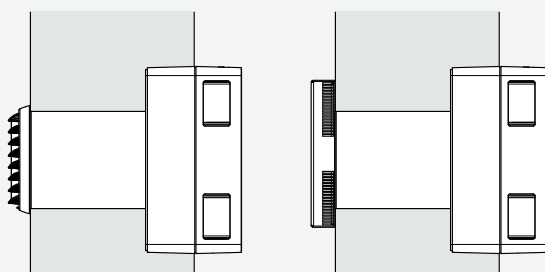


Stainless steel weather protection hood

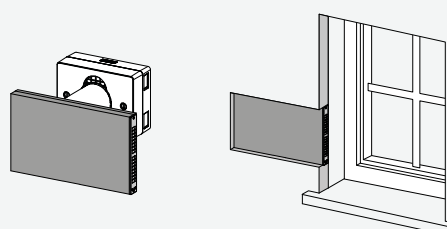


Installation options

Recessed installation with weather grille and wether protection hood



Optional installation with vent duct EPP, type FL AEROPLUS WRG



AEROVITAL ambience

Modern ventilator with high sound absorption, heat recovery and all comfort functions.

AEROVITAL ambience modern high-end wall-mounted ventilator with humidity control

AEROVITAL ambience smart additionally with WIFI and air quality sensor

AEROVITAL ambience DM smart for ceiling or side-wall installation





With effective sound absorption, filter technology and high standard of comfort, both ventilators provide a well controlled and healthy indoor environment. The simultaneous aeration and ventilation is quiet but efficient and recovers the majority of heat. With its recessed installation, the ventilator fits elegantly into every room design. Ceiling and side-wall installation is the ideal solution for rooms that do not have an outside wall.

Integration	Functionality
<ul style="list-style-type: none"> • Quick installation in the outside wall: 2 x 80 mm core drill • Recessed installation is possible • No wet drilling required • Can also be used with vent duct, for example, for composite thermal insulation systems • For wall thicknesses from 100 mm onwards • Can be retrofitted at any time 	<ul style="list-style-type: none"> • Simultaneous aeration and ventilation with high air throughput and sound absorption with low inherent noise • 5-step operation on the device • Heat recovery up to 85 %. • Summer/winter mode (bypass function) • Automatic temperature and humidity control




- Status and filter change indicator
- AEROVITAL ambience smart: easy operation via the SIEGENIA Comfort app with automatic air quality sensor for VOC and CO₂ control as well as further additional functions



Benefits:


-  Sound insulation
-  Heat recovery
-  Fine dust / pollen filter
-  Suitable for bedrooms
-  Humidity control

Optional/accessories:

-  NOx filter
-  App control
-  Air quality control

Heat recovery up to 85 %.

For maximum energy efficiency and a cosy indoor environment, the AEROVITAL ambience recovers the majority of heat from the exhaust air, thus warming the cold supply air. This function can simply be deactivated in the warm weather season in order to use the ventilator for night cooling.






Modern NOx filter.

The NOx filter extracts numerous harmful substances and irritants from the air to improve the indoor air quality, even in large cities, for example. It is not only effective against pollen and fine dust, but also against nitrogen dioxides, which are hazardous to health. These are produced in high concentrations mainly by combustion processes and thus by car exhaust fumes in particular.

Smart sensors and control.

The smart variant measures the air quality and controls it automatically. Thanks to the integrated WIFI module, the ventilator can also be operated via the SIEGENIA Comfort app: either via a direct device connection or via the home WIFI network and with clever additional functions.

-  Automatic temperature and humidity control
-  Continuous regulation of the amount of air
-  Individual timer function

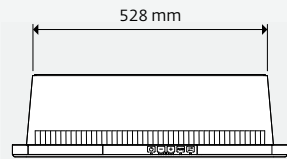
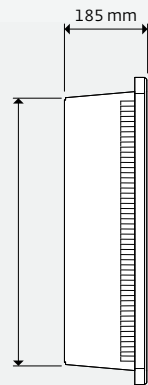
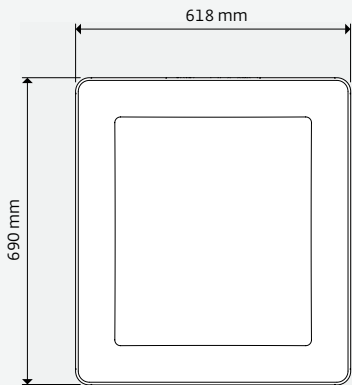
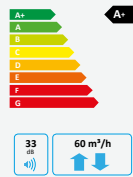
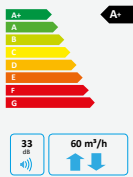
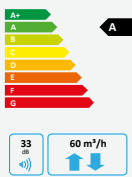
AEROVITAL ambience



Technical specifications

	AEROVITAL ambience	AEROVITAL ambience smart	AEROVITAL ambience DM smart
Inherent noise (measured according to DIN EN ISO 3741 with room insulation of 8 dB)	Level 1 $L_{PA} = 20 \text{ dB(A)}$ Level 2 $L_{PA} = 22 \text{ dB(A)}$ Level 3 $L_{PA} = 25 \text{ dB(A)}$ Level 4 $L_{PA} = 30 \text{ dB(A)}$ Level 5 $L_{PA} = 31 \text{ dB(A)}$	Level 1 $L_{PA} = 20 \text{ dB(A)}$ Level 2 $L_{PA} = 22 \text{ dB(A)}$ Level 3 $L_{PA} = 25 \text{ dB(A)}$ Level 4 $L_{PA} = 30 \text{ dB(A)}$ Level 5 $L_{PA} = 31 \text{ dB(A)}$	Level 1 $L_{PA} = 20 \text{ dB(A)}$ Level 2 $L_{PA} = 22 \text{ dB(A)}$ Level 3 $L_{PA} = 25 \text{ dB(A)}$ Level 4 $L_{PA} = 30 \text{ dB(A)}$ Level 5 $L_{PA} = 31 \text{ dB(A)}$
Air throughput	Level 1 25 m³/h Level 2 30 m³/h Level 3 42 m³/h Level 4 55 m³/h Level 5 60 m³/h	Level 1 25 m³/h Level 2 30 m³/h Level 3 42 m³/h Level 4 55 m³/h Level 5 60 m³/h	Level 1 24 m³/h Level 2 28 m³/h Level 3 41 m³/h Level 4 51 m³/h Level 5 56 m³/h
Heat recovery efficiency	up to 85 %	up to 85 %	up to 85 %
Sound absorption ¹⁾	$D_{n,e,w} = 54 \text{ dB}$	$D_{n,e,w} = 54 \text{ dB}$	$D_{n,e,w} = 54 \text{ dB}$
Sound absorption with sound absorption pipe ¹⁾	$D_{n,e,w} = 58 \text{ dB}$	$D_{n,e,w} = 58 \text{ dB}$	$D_{n,e,w} = 58 \text{ dB}$

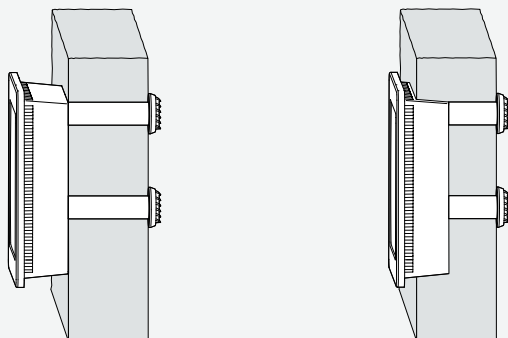
1) Measured in accordance with DIN EN 10140-2



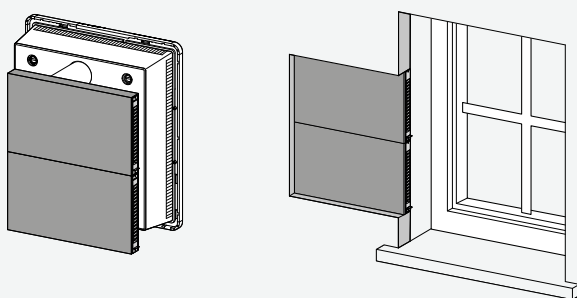


Installation

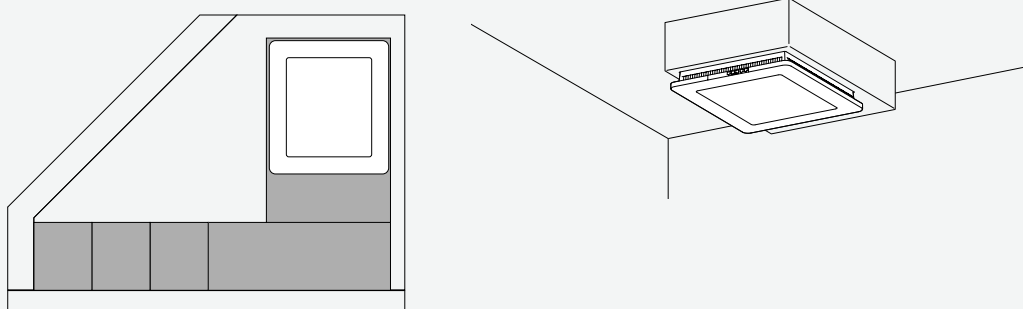
On-wall mounting or concealed installation



Optional installation with vent duct EPP, type FL



Optional solution for installation on the side wall and ceiling



AEROPAC

Compact, sound absorbing ventilators, as quiet as a whisper, with high air throughput and filter technology.

AEROPAC SN active sound absorbing ventilator with filter technology

AEROPAC SN smart additionally with WIFI for operation via the app

AEROPAC IE active sound absorbing ventilator with CO₂ regulation


AEROPAC IE smart additionally with WIFI for operation via the app

AEROPAC DD passive sound absorbing ventilator




The highly effective sound absorption of the tried and tested AEROPAC ensures quiet and peaceful sleep. In combination with sound-insulating windows, it is even effective against aircraft or rail noise and can also filter nitrogen oxides, fine dust and pollen through the optional NO_x filter. The active ventilators are suitable for large rooms due to their high, whisper-quiet air throughput.

Integration	Functionality	
<ul style="list-style-type: none"> • Quick installation in the outside wall with a core drill of 80 mm • Installation on the jamb wall is also possible • Alternative installation with vent duct EPP, for example, for composite thermal insulation systems 	<ul style="list-style-type: none"> • AEROPAC SN, AEROPAC SN smart: active supply air with high air throughput and sound absorption with low inherent noise • AEROPAC IE, AEROPAC IE smart: with CO₂ regulation • Continuously controllable air outlet • Multi-level air throughput and timer functions through LCD display 	<ul style="list-style-type: none"> • AEROPAC SN / AEROPAC IE smart: easy, intuitive operation via the SIEGENIA Comfort app is possible • AEROPAC DD: ventilation on the basis of the pressure differential • Easy filter replacement with display info




Ventilation unit AEROPAC
 Building Residential apartment block, Bonn
 Architect Sahle Wohnen, Greven



Benefits:

-  Sound insulation
-  Coarse dust filter
-  Suitable for bedrooms

Optional/accessories:

-  App control
-  Air quality control
-  Fine dust / pollen filter
-  NOx filter

Air quality sensors: the best indoor air automatically.

The CO₂ regulation detects spent or bad air automatically and adapts the air exchange accordingly.

Smart control.

Thanks to the integrated WIFI module, the AEROPAC in the smart variant can also be simply operated via the SIEGENIA Comfort app: either via a direct device connection or via a WIFI network. The SSL encryption prevents access by third parties.



Modern NOx filter.

The NOx filter extracts numerous harmful substances and irritants from the air to improve the indoor air quality, even in large cities, for example. It is not only effective against pollen and fine dust, but also against nitrogen dioxides, which are hazardous to health. These are produced in high concentrations mainly by combustion processes and thus by car exhaust fumes in particular.

Especially maintenance-friendly.

The easy maintenance of the AEROPAC is limited to replacing the filter. The integrated filter change indicator specifies the right time for this. The front panel that can be opened by hand and the use of filter cassettes enable the filter to be changed quickly and conveniently without any tools.

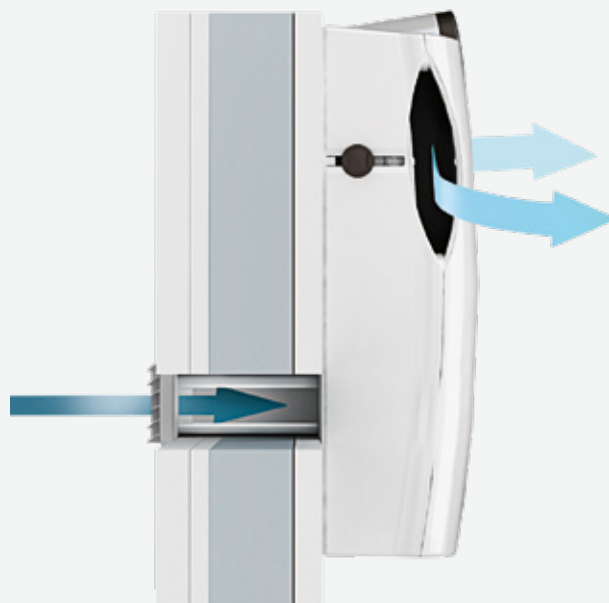
AEROPAC



Technical specifications

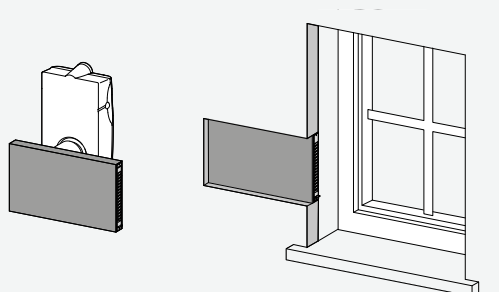
AEROPAC	SN / IE / smart	DD
Air throughput (active)		
with filter ISO Coarse 55 % (formerly G3)	approx. 15-160 m³/h	
with filter ISO ePM10 50 % (formerly F5)	approx. 15-160 m³/h	
with active carbon filter	approx. 15-160 m³/h	
Air throughput (passive with filter ISO Coarse 55%)		
at 4 Pa		approx. 17 m³/h
at 8 Pa		approx. 26 m³/h
at 10 Pa		approx. 31 m³/h
at 20 Pa		approx. 59 m³/h
Inherent noise (at 60 m³/h) ¹⁾	L _{pA} = 20 dB(A)	
Sound absorption D _{n,e,w} (with filter ISO Coarse 55%) ²⁾		
2 sliders open	50 dB	
1 slider open	53 dB	
0 sliders open	57 dB	
with sound absorption pipe ³⁾	55 dB	
Dimensions (W x H x D)	270 mm x 467 mm x 132 mm	
Technical approval	Z-51.5-206	

1) Measured in accordance with DIN EN ISO 3741 with room insulation 8 dB
2) Measured in accordance with DIN EN 10140-2
3) Two sliders open

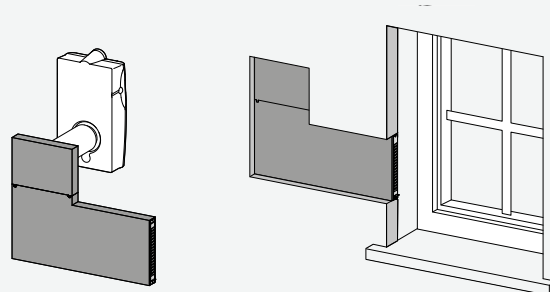


Installation options with vent duct

Vent duct EPP, type FL



Vent duct EPP, type SFL:



Accessories

PVC weather grille, white or brown





Aluminium weather grille



Vent duct EPP

The solution for increased sound absorption and a clean facade appearance.

In this way you will gain an undisturbed view of the facade and increased sound absorption up to 75 dB. The EPP vent duct can be combined with a wide range of AERO wall-mounted ventilators, flexibly adapted to the structural conditions and optimally integrated architecturally. The vent duct fits elegantly into any facade due to the simple integration in composite thermal insulation systems and the possibility of positioning the wall-mounted ventilator both next to and sideways over the window.

Integration	Functionality	Benefits:
<ul style="list-style-type: none"> • For an undisturbed view of the facade: due to virtually concealed installation • Optimal adaptation to the building situation: easy to crop and position for individual wall thickness • Flexible wall-mounted ventilator position next to or inclined above the window (type FL and SFL) • Easy plastering: plaster cover to protect the duct • Different weather grille variants: perforated grille or lamella • Also suitable for renovations • Also suitable for clinker facades 	<ul style="list-style-type: none"> • Increased sound absorption of up to 75 dB • Low weight • High resistance, no corrosion 	<ul style="list-style-type: none">  Sound insulation  Suitable for bedrooms





Type FL

Type SFL

Type FL AEROPLUS WRG

Suitable for: AEROTUBE system, AEROVITAL ambience, AEROPAC

Suitable for: AEROPLUS WRG

Sound insulation values in combination with AERO ventilators

AEROTUBE		AZ smart, WRG smart	DD 110 ²⁾	DD 160 ²⁾			
Sound insulation element (SK)				without SK	SK2	SK3	SK4
Sound absorption $D_{n,e,w}$ ¹⁾ Vent duct EPP, type FL with pipe length	270 mm	47 dB	63 dB	64 dB	67 dB	68 dB	71 dB
	340 mm	47 dB	64 dB	65 dB	69 dB	71 dB	73 dB
Sound absorption $D_{n,e,w}$ ¹⁾ Vent duct EPP, type SFL with pipe length	270 mm	51 dB	67 dB	66 dB	69 dB	69 dB	72 dB
	340 mm	52 dB	67 dB	71 dB	73 dB	75 dB	75 dB

AEROPLUS WRG

Sound absorption $D_{n,e,w}$ ¹⁾ with pipe length 270/340/500 mm vent duct EPP, type FL AEROPLUS WRG	54/55/57 dB
---	-------------

AEROVITAL ambience

Sound absorption $D_{n,e,w}$ ¹⁾ 2 vent ducts EPP, type FL	63 dB
--	-------

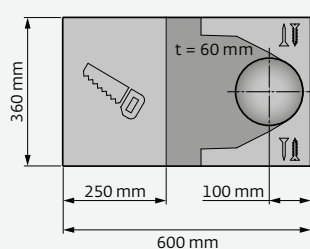
AEROPAC

Sound absorption $D_{n,e,w}$ ¹⁾ vent duct EPP, type FL	58 dB
---	-------

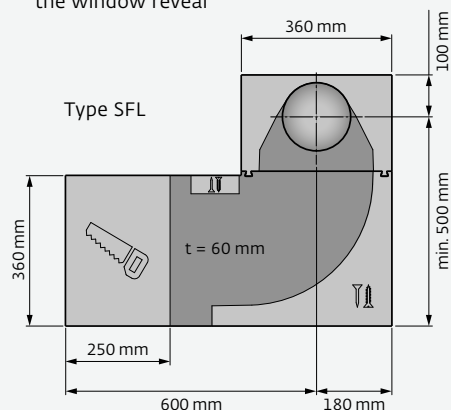
1) Measured in accordance with DIN EN 10140-2

2) Measured with inner panel E18; 7.5 mm tilt gap

Vent duct EPP, type FL: in the window reveal



Vent duct EPP, type FL: installation at the side of the window reveal



cropping area

penetration area,
e.g. for screws or
insulation fixings

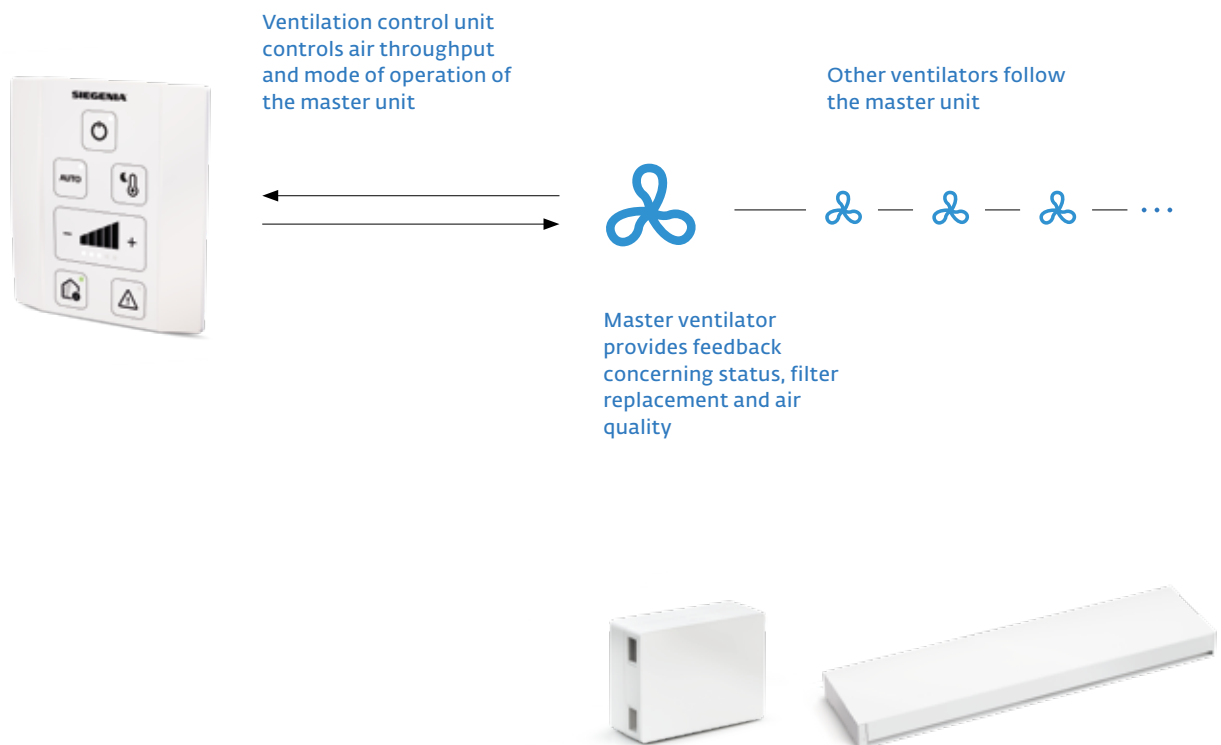
SIEGENIA ventilation control unit

The easy way to operate inaccessible ventilators.

Ventilation control external control unit for up to 9 ventilation units

Ventilation control sensor with additional temperature, humidity and CO₂ sensor

With the ventilation control inaccessible units can be operated conveniently via an external control unit that is mounted on the wall. Suitable for the AEROPLUS WRG wall-mounted ventilator and the AEROMAT VT facade ventilation system, it combines easy operation with useful supplementary features which facilitate everyday ventilation. Equipped with sensors, the automatic mode provides demand-based air exchange or activates night cooling. The wiring of the ventilation control with the ventilation unit is easily accomplished via the plug-and-play principle with the aid of a single prefabricated bus cable.



Functional mode

- Control of up to 9 ventilation units
- Sensor variant: integrated temperature, humidity and CO₂ sensors, as well as LED status indicator with traffic light principle

Assembly

- Simple wall installation
- Wiring with prefabricated SI bus cable via plug-and-play principle
- No additional power supply required
- Dimensions (W x H x D): 100 mm x 109 mm x 23 mm

Compatible ventilation units

- AEROPLUS WRG wall-mounted ventilator
- AEROMAT VT facade ventilation system, except AEROMAT VT D variant



Easy operation of inaccessible ventilators.



Synchronous control of multiple ventilation units is possible. Perfect for large rooms and open living areas.

SIEGENIA Comfort

Room comfort made to measure thanks to modern ventilation.

The SIEGENIA Comfort app allows you to operate all SIEGENIA "smart" products remarkably conveniently and intuitively - either via a direct device connection or via the home WIFI network. An additional wireless or infrared remote control is no longer needed. On the contrary, the app raises the ease of use to a completely new level with a wide range of additional and automatic functions. In combination with smart ventilation units, it allows one feature in particular: a healthy indoor environment that can be controlled and individually automated even more easily.



More comfort:

Providing a healthy indoor environment with smart additional features.

The clever additional features of the SIEGENIA Comfort app allow user-independent ventilation that can be flexibly adapted to personal requirements depending on the smart device:

- Automatic temperature and humidity control
- Freely selectable mode of operation
- Continuous regulation of the amount of air
- Individual timer function
- Feedback on device and command status and automatic filter replacement indicator
- Display of the room temperature and the relative air humidity
- Coupling of smart ventilators with smart sensors and window drives
- Secure SSL encryption
- Convenient operation when you are out and about


All in one app.

Operate and network all SIEGENIA smart devices with one app:

- Smart facade and wall-mounted ventilators
- Smart drives for windows and sliding doors
- Smart access control

Extremely easy setup.

The WIFI module is integrated as standard in SIEGENIA smart devices. For control via app, the app is simply integrated in the home WIFI network like a smartphone. If no WIFI network is available, the smart device can also be directly connected to the smartphone or tablet. In this stand-alone operation it provides its own network like a router.



More freedom for architects: SIEGENIA window systems, door systems and comfort systems.

SIEGENIA is room comfort

A room has three dimensions but countless ways of looking at it. Here are ours: security and design, comfort and barrier-free accessibility, indoor air quality and energy efficiency. These are our most important benchmarks and, from our experience, the right viewpoint for supporting you. Because this is how you can create what we call room comfort, with the interplay of proportions, materials and technology, daylight and fresh air.

Giving people a sense of well-being.

Intelligent ventilators which react to the quality of the indoor air and recover precious heat. Secure windows in perfect design, which can be controlled or monitored via an app. Bluetooth-controlled multi-point locks for entrance doors and large sliding doors with totally free-flowing transitions. SIEGENIA brings spaces to life and gives people a sense of well-being.

TITAN window hardware for timber/PVC
ALU window hardware for aluminium
PORTAL sliding door hardware
KFV door hardware
AERO ventilation technology
DRIVE building technology



Easier planning with SIEGENIA BIM data.

With our Building Information Modelling data, you have full access to all relevant product and construction data. In this way, you can reduce your expenditure, speed up your projects and coordinate more easily. The BIM data for our window, door and comfort systems are also available to you at any time on the BIMobject platform and are constantly updated and expanded to include new solutions.

architekten.siegenia.com

What can we do for you? Optimum support.

The requirements of modern residential and building construction range from intelligent ventilation concepts and barrier-free room design to modern security solutions. Flexible and holistic systems are also called for. With SIEGENIA, you can obtain this from one source, receive qualified consultation and also obtain individual support.

architektur@siegenia.com
+49 271 3931-0



Here you will find complete and constantly updated technical specifications: downloads.siegenia.com

SIEGENIA®
brings spaces to life

Head Office:
Industriestraße 1–3
57234 Wilnsdorf
GERMANY

Phone: +49 271 3931-0
Telefax: +49 271 3931-1333
info@siegenia.com
www.siegenia.com



You can find address details for our international sites at: www.siegenia.com

SIEGENIA worldwide:

Austria Phone: +43 6225 8301
Benelux Phone: +31 613 143773
China Phone: +86 316 5998198
France Phone: +33 3 89618131
Germany Phone: +49 271 39310
Great Britain Phone: +44 2476 622000
Hungary Phone: +36 76 500810

India Phone: +91 124 4121647
Italy Phone: +39 02 9353601
Poland Phone: +48 77 4477700
Russia Phone: +7 495 7211762
South Korea Phone: +82 15445369
Switzerland Phone: +41 33 3461010
Turkey Phone: +90 216 5934151
Ukraine Phone: +38 050 386 2718

Contact your distributor: