

## NINGBO FIT SANITARY WARE CO., LTD.

### OFFICE:

#### ADDRESS:

Hengyuan Plaza, Building B NO.1988, Beisanhuan East Road,  
Cixi, Ningbo, China

#### P.C.:

315300

#### TELEPHONE:

(+86)574 63886503

#### FAX:

(+86)574 63810546

#### E-mail:

xfhan@chinasanitaryware.com  
sales@chinasanitaryware.com

#### WEBSITE:

www.chinasanitaryware.com  
www.hydrofitmaster.com

### MFG&SHOW CENTER:

#### ADDRESS:

NO365 Lianfei Road, Kandun Trade Industrial Park,  
Cixi, Ningbo, China

#### P.C.:

315303



Range of flexible hoses  
and assemblies

# HYDROFIT HYDROFIT

# BRIEF INTRODUCTION OF FIT



Founded in 1990, Ningbo Fit Sanitary Ware Co., Ltd. is the trade and industry enterprises holding two factories, The main export products are mixers, hoses, fittings, valves, radiators and parts, From beginning, Fit continuously focuses on being a professional integrated plumbing and heating solution supplier, It has achieved outstanding development over the past two decades.

Hydrofit Factory, which covers an area of over 8,000 square meters, is a professional plumbing hose manufacturer with an annual output of more than 6 million hose production capacity. Our hoses acquire many certificates such as WRAS, CE, ACS, GOST, ISO9001, etc, to meet all the requirements from different clients in different areas.

Thanks to good reputation, professional team and one stop service, FIT wins fame from global partners and its network spread out in about 60 countries and regions in the world. Including Europe, middle east, and new developing countries , such as: Russia, Brazil, India and Africa etc.


Our core conception is to provide customers with not only high quality products but also service, create more value for customer and grow together with customer.

FIT, Your reliable global business partner!



## Technology and R&D.

With the guidance and motivation of the research, We have been always focus on the application as well as development of the inner hose technology recently, in order to improve our innovative ability, including PE, PEX, NBR, SILICON, PVC, TPSIV, EPDM, so that we could guarantee the stability and practicability in creating and manufacturing the new products.





## Quality Inspection

We regard inspection as an essential means in controlling and confirming the quality of products.

We possess a set of complete inspection equipment which lives up to the standard of different regions and countries (WRAS/CUPC/CE/WATERMARK/DVGW/KIWA/ACS). We will carry out regular and random tests, including tensile test, impulse test, durability test, blasting test, corrosion test, and etc, to make sure all the products are qualified and competitive so that the clients won't have trouble in the rear.



■ Three in One Testing Machine  
(Tensile/Bending/Stretching)



■ Burst Pressure Testing Machine



■ Flow Rate Testing Machine



■ Temperature Resistance  
Testing Machine



■ Corrosion Resistance  
Testing Machine



■ Aging Resistance and Impulse  
Testing Machine



## Production workshop







#### Technical characteristics

- Inner  $\varnothing$ 7-9.5mm
- Outer  $\varnothing$ 11-14mm
- EPDM inner hose
  - PEX inner hose
  - PVC inner hose
- Stainless steel ferrules
- Nickel plated brass end fittings
  - Stainless steel end fittings
- EPDM washer incorporated
- Working pressure 10-15 bar
- Stainless steel braid with 6 (7,8) wires
  - Aluminium alloy braid with 6 (7,8) wires

#### Applications

- Sanitary installations, faucets.
- Waters heaters, wash-basins.
- Bidets, catering maching.

#### Cut hose


- 1 Nickel plated brass end fittings.
  - Stainless steel end fittings.
- 2 Brass.
- 3 EPDM / PVC / PEX inner hose.
- 4 Stainless steel braid.
  - Aluminium alloy braid.
- 5 Stainless steel ferrule.
- 6 EPDM rubber washer.

### FWH01SS/FWH01AL

#### End fittings



Connection		Compression fittings		Valved Compression fittings
F3/8"-F3/8"	M1/2"-B10	F3/8"-B10	F3/8"-V15	F1/2"-T15
M3/8"-F3/8"	M1/2"-B12	F3/8"-B12	F1/2"-V15	F3/4"-T15
F1/2"-F1/2"	M1/2"-B14	F3/8"-B14	F3/4"-V15	F3/4"-T22
M1/2"-F1/2"	M1/2"-B10	B10-B10	F3/4"-V22	
F1/2"-F3/8"	F1/2"-B12	B10-B12	V15-V15	
M1/2"-F3/8"	F1/2"-B14	B10-B14	V22-V22	
P1/2"-F3/8"	M3/8"-B10	B12-B10		
P1/2"-F1/2"	M3/8"-B12	B12-B14		
F3/8"-F3/4"	M3/8"-B14	B12-B14		
F1/2"-F3/4"				
F3/4"-F3/4"				
M3/4"-F3/4"				



#### Length(cms)

15-20-25-30  
35-40-45-50  
60-70-80-90  
100  
Please ask for  
other models



#### Technical characteristics

- Inner  $\varnothing$ 8.5mm
- Outer  $\varnothing$ 12mm
- EPDM inner hose
  - PEX inner hose
  - PVC inner hose
- Stainless steel ferrules
- Nickel plated brass end fittings
  - Stainless steel end fittings
- EPDM washer incorporated
- Working pressure 10-15 bar
- Stainless steel braid with 6 (7,8) wires
  - Aluminium alloy braid with 6 (7,8) wires

#### Applications

- Faucets.

#### Cut hose

- 1 Nickel plated brass end fittings.
  - Stainless steel end fittings.
- 2 Brass.
- 3 EPDM / PVC / PEX inner hose.
- 4 Stainless steel braid.
  - Aluminium alloy braid.
- 5 Stainless steel ferrule.
- 6 EPDM rubber washer.

### FWH02SS/FWH02AL

#### End fittings




Connection		Compression fittings
M8-F3/8"	M10-F3/8"	L8-B8
P8-F3/8"	P10-F3/8"	M10-B10
M8-M3/8"	M10-M3/8"	P10-B10
P8-M3/8"	P10-M3/8"	L10-B10
L8-F3/8"	L10-F3/8"	M10-V15
L8-M3/8"	L10-M3/8"	P10-V15
L10-F1/2"	M10-F1/2"	M12-V15
L10-M1/2"	M10-M1/2"	P12-V15



#### Length(cms)

15-20-25-30  
35-40-45-50  
Please ask for  
other models



FWH03SS/FWH03AL

Technical characteristics	End fitting
■ Inner φ13mm	F1/2"-F1/2"
■ Outer φ20mm	M1/2"-F1/2"
■ EPDM inner hose	
■ Stainless steel ferrules	
Aluminium alloy ferrules	<b>Length(cms)</b>
■ Nickel plated brass end fittings	30-40-50-60
■ EPDM washer incorporated	70-80-90-100
■ Working pressure 10-15 bar	Others:Please ask
■ Stainless steel braid with 6 (7,8) wires	
Aluminium alloy braid with 6 (7,8) wires	

Technical characteristics	End fitting
■ Inner φ25mm	F1"-F1"
■ Outer φ35mm	M1"-F1"
■ EPDM inner hose	
■ Stainless steel ferrules	
Aluminium alloy ferrules	<b>Length(cms)</b>
■ Nickel plated brass end fittings	30-40-50-60
■ EPDM washer incorporated	70-80-90-100
■ Working pressure 10-15 bar	Others:Please ask
■ Stainless steel braid with 6 (7,8) wires	
Aluminium alloy braid with 6 (7,8) wires	

Technical characteristics	End fitting
■ Inner φ40mm	F1 1/2"-F1 1/2"
■ Outer φ50mm	M1 1/2"-F1 1/2"
■ EPDM inner hose	
■ Stainless steel ferrules	
Aluminium alloy ferrules	<b>Length(cms)</b>
■ Nickel plated brass end fittings	30-40-50-60
■ EPDM washer incorporated	70-80-90-100
■ Working pressure 10-15 bar	Others:Please ask
■ Stainless steel braid with 6 (7,8) wires	
Aluminium alloy braid with 6 (7,8) wires	


Technical characteristics	End fitting
■ Inner φ19mm	F3/4"-F3/4"
■ Outer φ28mm	M3/4"-F3/4"
■ EPDM inner hose	M1"-F3/4"
■ Stainless steel ferrules	
Aluminium alloy ferrules	<b>Length(cms)</b>
■ Nickel plated brass end fittings	30-40-50-60
■ EPDM washer incorporated	70-80-90-100
■ Working pressure 10-15 bar	Others:Please ask
■ Stainless steel braid with 6 (7,8) wires	
Aluminium alloy braid with 6 (7,8) wires	

Technical characteristics	End fitting
■ Inner φ30mm	F1 1/4"-F1 1/4"
■ Outer φ40mm	M1 1/4"-F1 1/4"
■ EPDM inner hose	M1 1/4"-F1"
■ Stainless steel ferrules	
Aluminium alloy ferrules	<b>Length(cms)</b>
■ Nickel plated brass end fittings	30-40-50-60
■ EPDM washer incorporated	70-80-90-100
■ Working pressure 10-15 bar	Others:Please ask
■ Stainless steel braid with 6 (7,8) wires	
Aluminium alloy braid with 6 (7,8) wires	

Technical characteristics	End fitting
■ Inner φ50mm	F2"-F2"
■ Outer φ60mm	M2"-F2"
■ EPDM inner hose	
■ Stainless steel ferrules	
Aluminium alloy ferrules	<b>Length(cms)</b>
■ Nickel plated brass end fittings	30-40-50-60
■ EPDM washer incorporated	70-80-90-100
■ Working pressure 10-15 bar	Others:Please ask
■ Stainless steel braid with 6 (7,8) wires	
Aluminium alloy braid with 6 (7,8) wires	

Cut hose

- 1 Nickel plated brass end fittings.
- 2 Brass.
- 3 EPDM inner hose.
- 4 Stainless steel braid.
- Aluminium alloy braid.
- 5 Stainless steel ferrule.
- Aluminium alloy ferrules
- 6 EPDM rubber washer.





## FWH04SS/FWH04AL

## Technical characteristics

- Inner  $\varnothing$ 8.5mm
- Outer  $\varnothing$ 12mm
- EPDM / PVC / PEX inner hose
- Stainless steel ferrules
- Nickel plated brass or plastic end fittings
- EPDM washer incorporated
- Working pressure 10-15 bar
- Stainless steel braid with 6 (7,8) wires
- Aluminium alloy braid with 6 (7,8) wires

## End fittings

F1/2"-F3/8"

F1/2"-F1/2"

F1/2"-F7/8"

## End fittings

F1/2"-PF3/8"

F1/2"-PF1/2"

F1/2"-PF7/8"

## Length(cms)

30-40-50-60-70-80-90-100

Please ask for other models

## Applications

- America sanitary installations.



## FWH05SS/FWH05AL

## Technical characteristics

- Inner  $\varnothing$ 9.5-25mm
- Outer  $\varnothing$ 13-33mm
- EPDM inner hose
- Stainless steel ferrules
- Nickel plated brass end fittings
- Stainless steel end fittings
- EPDM washer incorporated
- Working pressure 10-15 bar
- Stainless steel braid with 6 (7,8) wires
- Aluminium alloy braid with 6 (7,8) wires

## End fittings

F3/8"-C3/8"

F3/8"-C1/2"

F3/8"-C3/4"

F1/2"-C1/2"

F1/2"-C3/4"

F1/2"-C1"

F3/4"-C3/4"

F3/4"-C1"

F1"-C1"

## End fittings

C3/8"-C3/8"

C3/8"-C1/2"

C3/8"-C3/4"

C1/2"-C1/2"

C1/2"-C3/4"

C1/2"-C1"

C3/4"-C3/4"

C3/4"-C1"

C1"-C1"

## End fittings

M3/8"-C3/8"

M3/8"-C1/2"

M3/8"-C3/4"

M1/2"-C1/2"

M1/2"-C3/4"

M1/2"-C1"

M3/4"-C3/4"

M3/4"-C1"

M1"-C1"

## Applications

- Sanitary installations, washing machine, water pumps.

## Length(cms)

30-40-50-60-70-80-90-100

Please ask for other models



## Technical characteristics

- Inner  $\varnothing$ 8.5 mm
- Outer  $\varnothing$ 14 mm
- EPDM inner hose
- Stainless steel ferrules
- Nickel plated brass end fittings
- Stainless steel end fittings
- EPDM washer incorporated
- Working pressure 10-15 bar
- Stainless steel braid with 6 (7,8) wires
- Aluminium alloy braid with 6 (7,8) wires
- PVC cover

## Applications

- Sanitary installations, faucets.
- Waters heaters, wash-basins.
- Bidets, catering maching.

## Cut hose

- 1 Nickel plated brass end fittings.
- 2 Stainless steel end fittings.
- 3 Brass.
- 4 EPDM inner hose.
- 5 Stainless steel braid.
- 6 Aluminium alloy braid.
- 7 Stainless steel ferrule.
- 8 EPDM rubber washer.
- 9 PVC.

M-Male F-Female P-Extended male T-Valved Compression B-Bicone male V-Brass bicone ring

## FWH10SS/FWH10AL

## End fittings



Connection	Compression fittings		Valved Compression fittings	
F3/8"-F3/8"	M1/2"-B10	F3/8"-B10	F3/8"-V15	F1/2"-T15
M3/8"-F3/8"	M1/2"-B12	F3/8"-B12	F1/2"-V15	F3/4"-T15
F1/2"-F1/2"	M1/2"-B14	F3/8"-B14	F3/4"-V15	F3/4"-T22
M1/2"-F1/2"	M1/2"-B10	B10-B10	F3/4"-V22	
F1/2"-F3/8"	F1/2"-B12	B10-B12	V15-V15	
M1/2"-F3/8"	F1/2"-B14	B10-B14	V22-V22	
P1/2"-F3/8"	M3/8"-B10	B12-B10		
P1/2"-F1/2"	M3/8"-B12	B12-B14		
F3/8"-F3/4"	M3/8"-B14	B12-B14		
F1/2"-F3/4"				
F3/4"-F3/4"				
M3/4"-F3/4"				



## Length(cms)

15-20-25-30

35-40-45-50

60-70-80-90

100

Please ask for other models



## FWH11SS

### Technical characteristics

- Inner  $\phi$ 8.5mm
- Outer  $\phi$ 12mm
- EPDM inner hose
- Stainless steel ferrules
- Nickel plated brass end fittings
- EPDM washer incorporated
- Working pressure 10-15 bar, pass 144h salt spray test
- Stainless steel braid with 6 (7,8) wires
- Aluminium alloy braid with 6 (7,8) wires
- Stainless steel rosetta

### Cut hose


- 1 Nickel plated brass end fittings.
- 2 Brass.
- 3 EPDM inner hose.
- 4 Stainless steel braid.
- 5 Aluminium alloy braid.
- 6 Stainless steel ferrule.
- 7 EPDM rubber washer.
- 8 Stainless steel rosetta.

### End fittings

F 1/2" x M 1/2"

### Applications

- Brazil sanitary in stallations.



### Length(cms)

15-20-25-30  
35-40-45-50  
Please ask for other models

M-Male F-Female P-Extended male B-Bicone male V-Brass bicone ring L-Standpipe



## FWH12NL

### Technical characteristics

- Inner  $\phi$ 7-9.5mm
- Outer  $\phi$ 11-14mm
- EPDM inner hose
- PEX inner hose
- PVC inner hose
- Stainless steel ferrules
- Nickel plated brass end fittings
- Stainless steel end fittings
- Plastic end fittings
- EPDM washer incorporated
- Working pressure 10 bar
- Nylon braid with 6 (7,8) wires

### Length(cms)

15-20-30-40-50-60  
Please ask for other models

### Applications

- Sanitary installations.


### End fittings



F1/2"xF1/2", F1/2"xM1/2", F1/2"xM10S,  
F1/2"xM12S, F1/2"xM10L, F1/2"xM12L,  
F7/8"xF1/2", F7/8"xF3/8", F1/2"xF3/8",

### Cut hose

- 1 Nickel plated brass end fittings.
- 2 Stainless steel end fittings.
- 3 Plastic end fittings.
- 4 Brass.
- 5 EPDM / PVC / PEX inner hose.
- 6 Nylon wires.
- 7 Stainless steel ferrule.
- 8 EPDM rubber washer.



M-Male F-Female





## FGH01SS/FGH01AL

### Technical characteristics

- Inner  $\phi$  8mm
- Outer  $\phi$  13mm
- NBR / EPDM / PVC inner hose
- Stainless steel ferrules
- Nickel plated or brass end fittings
- Working pressure 10-15 bar
- Stainless steel braid with 6 (7,8) wires
- Aluminium alloy braid with 6 (7,8) wires

### Length(cms)

30-40-50-60-70-80-90-100  
Please ask for other models

### Applications

- Installations of natural gas or town gas.

### End fittings

F1/2"-F1/2"  
F1/2"-M1/2"

### End fittings

F3/8"-F3/8"  
F3/8"-M3/8"  
F5/16"-F5/16"  
F5/16"-M5/16"



## FWH13PVC

### Technical characteristics

- Outer  $\phi$  13-14mm
- PVC outer hose
- Stainless steel ferrules
- Nickel plated brass end fittings
- Stainless steel end fittings
- Plastic end fittings
- EPDM washer incorporated
- Working pressure 6-10 bar

### Length(cms)

30-40-50-60-70-80-90-100  
Please ask for other models

### Applications

- Sanitary installations.

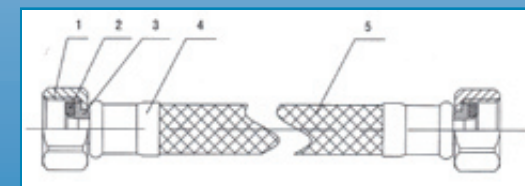
### End fittings



F1/2"xF1/2", F1/2"xM1/2", F1/2"xF3/8",  
F1/4"xF1/4", F3/8"xF3/8", F7/8"xF3/8",  
F7/8"xF1/2"

### Cut hose

- Nickel plated brass end fittings.  
Stainless steel end fittings.  
Plastic end fittings
- EPDM rubber washer.
- Brass.
- Stainless steel ferrule.
- PVC outer hose.



M-Male F-Female

## FGH02SS

### Technical characteristics

- Inner  $\phi$  12-19mm
- Outer  $\phi$  16.5-25mm
- AISI 304/201 Stainless steel
- Nickel plated brass nut
- Stainless steel end fittings
- Yellow PVC covered(optional)
- Working pressure 10-16bar

### Length(cms)

30-40-50-60-70-80-100-150  
Please ask for other models

### Applications


- Installations of natural gas or town gas.

### End fittings

F1/2"-F1/2"  
F1/2"-M1/2"  
M1/2"-M1/2"

### End fittings

F3/4"-F3/4"  
F3/4"-M3/4"  
M3/4"-M3/4"



Uncompressible Compressible Uncovered

M-Male F-Female P-Extended male V-Brass bicone ring





## FOH01SS

### Technical characteristics

- Inner  $\varnothing 7\text{mm}$
- Outer  $\varnothing 11\text{mm}$
- Nitrile rubber inner hose
- Stainless steel braid
- Stainless steel ferrules
- Nickel plated brass end fittings
- Working pressure 10-15 bar

### End fittings

- F1/4"-Elbow F1/4"
- F1/4"-Elbow M1/4"

### Length(cms)

- 30-40-50-60-70-80-90-100
- Please ask for other models

### Applications

- Petrol, oil and fuel-oil pipes

### Cut hose

- 1 Brass end fittings
- 2 Brass



## FWH06SS

### Technical characteristics

- Inner  $\phi$ 12.5-17mm
- Outer  $\phi$ 16-21mm
- Stainless steel 201/304
- Nickel plated brass end fittings/Iron fittings
- Stainless steel connecting
- Working pressure 10bar

### Length(cms)

15-20-30-40-50-60  
Please ask for other models

### Applications

- Sanitary installations.

### End fittings

F3/8"-F3/8"  
F1/2"-F1/2"  
F3/4"-F3/4"



## FWH08SS

### Technical characteristics

- Inner  $\phi$  8mm
- Outer  $\phi$ 12mm
- Stainless steel
- Nickel plated brass end fittings
- Working pressure 10bar

### End fittings

F3/8"-M10  
F1/2"-M10

### Length(cms)

30-40-50-60-70-80-90-100  
Please ask for other models

### Applications

- Faucets.



## FWH07BR

### Technical characteristics

- Inner  $\phi$ 13-15mm
- Copper chromed
- Chrome plated brass end fittings
- EPDM washer incorporated
- Working pressure 10bar

### End fittings

F1/2"-F1/2"  
F1/2"-M1/2"  
F3/4"-F3/4"  
F3/4"-M3/4"

### Length(cms)


15-20-30-40-50-60  
Please ask for other models

### Applications

- Sanitary installations.



Spiral



Ring

## FWH09BR

### Technical characteristics

- Inner  $\phi$  8mm
- Outer  $\phi$ 12mm
- Brass chromed
- Chrome plated brass end fittings
- Working pressure 10bar

### End fittings

F3/8"-M10  
F1/2"-M10  
F3/8"-F3/8"  
F1/2"-F1/2"  
 $\phi$ 10-F1/2"  
 $\phi$ 10-M10

### Length(cms)

30-40-50-60-70-80-90-100  
Please ask for other models

### Applications

- Faucets.







## FSH01SS/FSH01BR

### Technical characteristics

- Outer  $\phi$ 12.5-18mm
- EPDM inner hose
- PVC inner hose
- Stainless steel polished
- Stainless steel chromed
- Brass chromed
- Brass/nylon insert
- Stainless steel ferrules
- Brass chromed end fittings
- Zinc chromed end fittings
- Plastic chromed end fittings
- EPDM washer incorporated
- Working pressure 6 bar
- Working temperature 0~70°C

### Length(cms)

80-90-100-120-150-180-200  
Please ask for other models

### Applications

- Shower connecting



**End fittings**  
F1/2"-CN1/2"



**End fittings**  
F1/2"-F1/2" Pulling-out



**End fittings**  
M15-CN1/2"  
M15-CN3/8"



**End fittings**  
F1/2"-F1/2" 360°



**End fittings**  
F1/2"-Spray nozzle



**A** Single lock



**B** Double lock



— Extendable — **C** Double lock



## FSH02 (PVC Sprial)

### Technical characteristics

- Inner φ8-11.5mm
- Outer φ13.6-17mm
- Brass/plastic insert
- Stainless steel ferrules
- Rubber washer
- Brass chromed end fittings
- Zinc chromed end fittings
- Plastic chromed end fittings
- Wavy patterned cover,non-buckling
- Working pressure 0.5-6 bar
- 5 layers ,8 or 16 polyester vertical yarns
- 2-4mm chrome or other colors spiral threads
- Inner color: white.black.chrome.blue.or others
- Outer color: chrome.black.gold.yellow.or others

### End fittings

F1/2"-CN1/2"  
F1/2"-F1/2"

### Length(cms)

30-40-50-60-70-80-90-100-  
120-150-180-200  
Please ask for other models

### Applications

- Shower



## FSH04

### Technical characteristics

- Inner φ8-11.5mm
- Outer φ13.6-17mm
- Brass/plastic insert
- Stainless steel ferrules
- Rubber washer
- Brass chromed end fittings
- Zinc chromed end fittings
- Plastic chromed end fittings
- Reinforced with super strong polyester yarns
- Working pressure 0.5-5 bar
- Color: white.red.blue or others

### Applications

- Shower

### End fittings

F1/2"-CN1/2"  
F1/2"-F1/2"

### Length(cms)

30-40-50-60-70-80-90-100-  
120-150-180-200  
Please ask for other models



## FSH03 (PVC Silver)

### Technical characteristics

- Inner φ8-11.5mm
- Outer φ13.6-17mm
- Brass/plastic insert
- Stainless steel ferrules
- Rubber washer
- Brass chromed end fittings
- Zinc chromed end fittings
- Plastic chromed end fittings
- Working pressure 0.5-6 bar
- 2-4mm chrome/gold foil
- Distance of the foils:1mm-5mm
- Color: chrome/gold.chrome/black.chrome/white or others

### End fittings

F1/2"-CN1/2"  
F1/2"-F1/2"

### Length(cms)

30-40-50-60-70-80-90-100-  
120-150-180-200  
Please ask for other models

### Applications

- Shower

### Silver circle hose series



M-Male    F-Female    CN-Conical nut



## FSH05

### Technical characteristics

- Inner φ8-11.5mm
- Outer φ13.6-17mm
- Brass/plastic insert
- Stainless steel ferrules
- Rubber washer
- Brass chromed end fittings
- Zinc chromed end fittings
- Plastic chromed end fittings
- Reinforced with super strong polyester yarns
- Working pressure 0.5-5 bar
- Color: white.red.blue or others

### Length(cms)

30-40-50-60-70-80-90-100-120-  
150-180-200  
Please ask for other models

### End fittings

F1/2"-CN1/2"  
F1/2"-F1/2"

### Applications

- Shower







## FSH06

### Technical characteristics

- Inner  $\phi$ 8-11.5mm
- Outer  $\phi$ 13.6-17mm
- Brass/plastic insert
- Stainless steel ferrules
- Rubber washer
- Brass chromed end fittings
- Zinc chromed end fittings
- Plastic chromed end fittings
- Working pressure 0.5-6 bar
- Color: Silver Grey/Shine Silver or others

### Length(cms)

30-40-50-60-70-80-90-100-  
120-150-180-200

Please ask for other models

### Applications

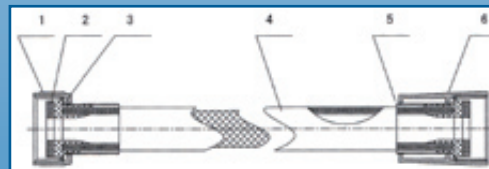
- Shower

### End fittings

F1/2"-CN1/2"  
F1/2"-F1/2"

### Cut hose

- Chrome plated end fitting, chrome plated zinc fitting/plastic fitting.
- EPDM rubber washer
- Brass/plastic insert
- PVC outer hose
- S.S. ferrule
- Chrome plated brass/plastic end fitting



## FWMH01

### Technical characteristics

- Inner  $\phi$ 10.5mm
- Outer  $\phi$ 16mm
- Plastic insert
- Aluminium ferrules
- Rubber washer
- ABS end fittings
- Color: white, grey
- Working pressure: 8 bar

### Length(cms)

100-150-200-250-300-350-400-500

Please ask for other models

### End fittings

F3/4"-F3/4"  
F3/4"-M3/4"  
F3/4"-C3/4"  
M3/4"-M3/4"  
M3/4"-C3/4"  
C3/4"-C3/4"

### Applications

- Sanitary installations, washing machine



COMPONENTS

- End fittings**  
CP-female flat seat  
CPN-90° elbow flat seat  
MC-BSP cone male  
CL-straight standpipe  
CO-female conical seat  
CON-90o elbow conical seat  
MS-flared male with biconal brass nut  
D-brass nut  
B-alluminium ferrules  
BS-steel ferrules  
BB-nickel-plated brass ferrules  
MB-male with cutted ring  
fittings with biconal nut

Braided Hose (Brief Introduction) and Fitting

BOM

ITEM	NAME	MATERIAL
01	Wire	Wire: Stainless Steel / Alloy / Copper / PVC Thread: Polypropylene Fiber / Terylene / Chinlon Leather: PVC
02	Tubing	EPDM / NBR / NR / Santonprene / APEX / PVC / PEX / Silicone
03	The Color of Wire	Plain / Blue / Red & Blue / Red / Blue / Yellow / Others
04	Female	Brass / Zinc / Plastic / Iron / Stainless Steel
05	Washer	NBR / EPDM / NR / PVC
06	Nipple	Brass / Zinc / Nylon
07	Male	Brass / Zinc / Plastic / Iron / Stainless Steel
08	Ferrule	Stainless Steel / Copper / Aluminum / Iron

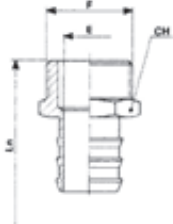
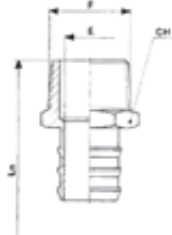
THE MATERIAL OF WIRE


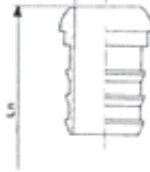
WIRE	φMM	φMM	φMM	φMM	φMM	φMM	φMM
Stainless Steel	0.4	0.35	0.3	0.28	0.25	0.2	0.17
Aluminum	0.4	0.35	0.3	0.28	0.25	0.2	0.17
Copper	0.4	0.35	0.3	0.28	0.25	-	-
Nylon,etc	0.4	0.35	0.3	0.28	0.25	-	-

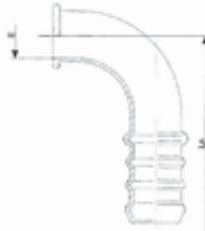
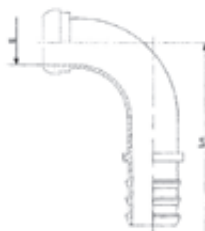
TECHNICAL FEATURES FOR INNER PIPES

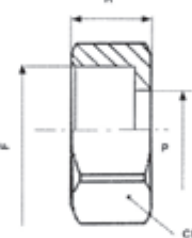
NAME	PERFORMANCE
EPDM	Avirulent,smell-less,temperature:10℃~100℃,ageing-resistant
Rubber	Avirulent,temperature:10℃~100℃
Regenerative Rubber	Does not produce
Rubber + PVC	Temperature:0℃~80℃,ageing-resistant
NBR	Temperature:-10℃~120℃,oil-resistant,ageing-resistant,fire-obstruct
Santonprene	Environment-protecting,for drinking water(UPC standard),temperature-resistant,ageing-resistant
PEX	Environment-protecting,for drinking water(UPC standard)





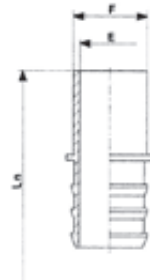
BSP MALE	CODE	THREAD F	ND HOSE mm-inch	E	CH	CODE	BSP CONE MALE
<b>M</b> 	M 1/8-6	1/8"	6-1/4"	4.6	12	MC 1/8-6	<b>MC</b> 
	M 1/4-6	1/4"	6-1/4"	4.6	14	MC 1/4-6	
	M 1/4-8	1/4"	8-5/16"	6.2	14	MC 1/4-8	
	M 3/8-6	3/8"	6-1/4"	4.6	17		
	M 3/8-8	3/8"	8-5/16"	6.2	17	MC 3/8-8	
	M 3/8-10	3/8"	10-3/8"	7	17	MC 3/8-10	
	M 3/8-13	3/8"	13-1/2"	10	17	MC 3/8-13	
	M 1/2-8	1/2"	8-5/16"	6	21		
	M 1/2-10	1/2"	10-3/8"	7.5	21	MC 1/2-10	
	M 1/2-13	1/2"	13-1/2"	10	21	MC 1/2-13	
	M 1/2-16	1/2"	16-5/8"	12	21	MC 1/2-16	
	M 1/2-19	1/2"	19-3/4"	15	21	MC 1/2-19	
	M 3/4-10	3/4"	10-3/8"	7	27		
	M 3/4-13	3/4"	13-1/2"	10	27	MC 3/4-13	
	M 3/4-16	3/4"	16-5/8"	12	27	MC 3/4-16	
	M 3/4-19	3/4"	19-3/4"	15	27	MC 3/4-19	
	M 1-19	1"	19-3/4"	15	34		
	M 1-25	1"	25-1"	20	34	MC 1-25	
	M 1 1/4-25	1 1/4"	25-1"	20	42	MC 1 1/4-25	
	M 1 1/4-32	1 1/4"	32-11/4"	26	42	MC 1 1/4-32	
	M 1 1/2-25	1 1/2"	25-1"	20	50		
	M 1 1/2-40	1 1/2"	40-11/2"	32	50	MC 1 1/2-40	
	M 2-50	2"	50-2"	41	60	MC 2-50	
	M 2 1/2-60	2 1/2"	60-21/2"	50	80		
	M 3-70	3"	70-3"	60	90		


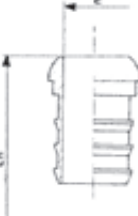
FEMALE FLAT SEAT	CODE	THREAD F	ND HOSE mm-inch	E	CODE	FEMALE FLAT SEAT
<b>CP</b> 	CP 1/8-6	1/8"	6-1/4"	4.6	CO 1/8-6	<b>CO</b> 
	CP 1/4-6	1/4"	6-1/4"	4.6	CO 1/4-6	
	CP 1/4-8	1/4"	8-5/16"	6.2	CO 1/4-8	
	CP 3/8-6	3/8"	6-1/4"	4.6		
	CP 3/8-8	3/8"	8-5/16"	6	CO 3/8-8	
	CP 3/8-10	3/8"	10-3/8"	7	CO 3/8-10	
	CP 3/8-13	3/8"	13-1/2"	10	CO 3/8-13	
	CP 1/2-8	1/2"	8-5/16"	6.2		
	CP 1/2-10	1/2"	10-3/8"	7.5	CO 1/2-10	
	CP 1/2-13	1/2"	13-1/2"	10	CO 1/2-13	
	CP 1/2-16	1/2"	16-5/8"	12	CO 1/2-16	
	CP 1/2-19	1/2"	19-3/4"	15	CO 1/2-19	
	CP 3/4-10	3/4"	10-3/8"	7		
	CP 3/4-13	3/4"	13-1/2"	10	CO 3/4-13	
	CP 3/4-16	3/4"	16-5/8"	12	CO 3/4-16	
	CP 3/4-19	3/4"	19-3/4"	15	CO 3/4-19	
	CP 1-19	1"	19-3/4"	15		
	CP 1-25	1"	25-1"	20	CO 1-25	
	CP 1 1/4-25	1 1/4"	25-1"	20	CO 1 1/4-25	
	CP 1 1/4-32	1 1/4"	32-11/4"	26	CO 1 1/4-32	
	CP 1 1/2-25	1 1/2"	25-1"	20		
	CP 1 1/2-40	1 1/2"	40-11/2"	32	CO 1 1/2-40	
	CP 2-50	2"	50-2"	41	CO 2-50	
	CP 2 1/2-60	2 1/2"	60-21/2"	50	CO 2 1/2-60	
	CP 3-70	3"	70-3"	60	CO 3-70	

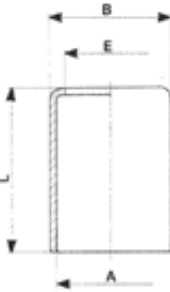
90° ELBOW FLAT SEAT	CODE	THREAD F	ND HOSE mm-inch	E	CODE	90° ELBOW FLAT SEAT
<b>CPN</b> 		1/4"	6-1/4"	4.6	CON 1/4-6	<b>CON</b> 
	CPN 1/4-8	1/4"	8-5/16"	6.2	CON 1/4-8	
	CPN 3/8-8	3/8"	8-5/16"	6.2	CON 3/8-8	
	CPN 3/8-10	3/8"	10-3/8"	6.2	CON 3/8-10	
	CPN 1/2-8	1/2"	8-5/16"	6.2	CON 1/2-8	
	CPN 1/2-10	1/2"	10-3/8"	7	CON 1/2-10	
	CPN 1/2-13	1/2"	13-1/2"	10	CON 1/2-13	
	CPN 1/2-16	1/2"	16-5/8"	12	CON 1/2-16	
	CPN 3/4-10	3/4"	10-3/8"	7		
	CPN 3/4-13	3/4"	13-1/2"	10		
	CPN 3/4-16	3/4"	16-5/8"	12	CON 3/4-16	
	CPN 3/4-19	3/4"	19-3/4"	15	CON 3/4-19	
	CPN 1-19	1"	19-3/4"	15		
	CPN 1-25	1"	25-1"	20	CON 1-25	
	CPN 1 1/4-32	1 1/4"	32-11/4"	26		


NUT	CODE	THREAD F	H	CH	P
<b>D</b> 	D 1/8	1/8"	11.5	13	7.3
	D 1/4	1/4"	13.5	16	9.5
	D 3/8	3/8"	13	19	13.2
	D 1/2	1/2"	14	24	14.5
	D 5/8	5/8"	13.5	26	15
	D 3/4	3/4"	16	30	21.5
	D 1	1"	17	37	27.5
	D 1 1/4	1 1/4"	19	46	35.5
	D 1 1/2	1 1/2"	20	51	42
	D 2	2"	24	66	52
	D 2 1/2	2 1/2"	27	88	65.5
	D 3	3"	28.5	105	75.5


ADAPTER BSP MALE	CODE	THREAD F	CH	CODE	ADAPTER BSP MALE
<b>NSP</b> 	NSP 1/4	1/4"	17	NSC 1/4	<b>NSC</b> 
	NSP 3/8	3/8"	17	NSC 3/8	
	NSP 1/2	1/2"	21	NSC 1/2	
	NSP 3/4	3/4"	27	NSC 3/4	
	NSP 1	1"	34	NSC 1	
	NSP 1 1/4	1 1/4"	42	NSC 1 1/4	
	NSP 1 1/2	1 1/2"	50	NSC 1 1/2	
	NSP 2	2"	60	NSC 2	
	NSP 2 1/2	2 1/2"	80		

STRAIGHT STANDPLPE	CODE	THREAD F	ND HOSE mm-inch	E
<b>CL</b> 	CL 6-6	6	6-1/4"	4
	CL 8-6	8	6-1/4"	4
	CL 8-8	8	8-5/16"	6
	CL 10-8	10	8-5/16"	6
	CL 10-10	10	10-3/8"	7
	CL 12-10	12	10-3/8"	7
	CL 14-10	14	10-3/8"	7
	CL 14-13	14	13-1/2"	10
	CL 15-13	15	13-1/2"	10
	CL 16-13	16	13-1/2"	10
	CL 18-13	18	13-1/2"	10
	CL 18-16	18	16-5/8"	12
	CL 20-19	20	19-3/4"	15
	CL 22-19	22	19-3/4"	15

FLARED MALE WITH BICONAL BRASS NUT	CODE	THREAD F	ND HOSE mm-inch	CH	A	CODE	FLARED MALE WITH BICONAL BRASS NUT
<b>MS</b> 	MS 10-3/8-8	3/8"	8-5/16"	19	10	MB 10-3/8-8	<b>MB</b> 
	MS 12-3/8-8	3/8"	8-5/16"	19	12	MB 12-3/8-8	
		1/2"	8-5/16"	24	14	MB 14-1/2-8	
	MS 15-1/2-8	1/2"	8-5/16"	24	15		
	MS 10-3/8-10	3/8"	10-3/8"	19	10	MB 10-3/8-10	
	MS 12-3/8-10	3/8"	10-3/8"	19	12	MB 12-3/8-10	
		1/2"	10-3/8"	24	14	MB 14-1/2-10	
	MS 15-1/2-10	1/2"	10-3/8"	24	15		
		1/2"	13-1/2"	24	14	MB 14-1/2-13	
	MS 15-1/2-13	1/2"	13-1/2"	24	15		
	MS 22-3/4-19	3/4"	19-3/4"	30	22		

ALLUMINIUM FERRULES	CODE	A	B	E	L
<b>B</b> 	B 12x14	12	14	9	17
	B 13x15	13	15	9	17
	B 14x16	14	16	9.5	20
	B 16x18	16	18	12	20
	B 17.5x19	17.5	19	13	23
	B 18x20	18	20	13	23
	B 20x22	20	22	15	25
	B 21x23	21	23	15	26
	B 22x24	22	24	15	25
	B 23x25	23	25	17	26
	B 24x26	24	26	17	30
	B 26x28	26	28	20	30
	B 28x30	28	30	20	30
	B 30x32	30	32	20	31
	B 33x35	33	35	26	33
	B 34x36	34	36	26	34
	B 36x38	36	38	26	35
	B 38x40	38	40	26	36
	B 46x50	46.5	50	37	53
	B 51x55	51	55	36	50
	B 57x60	57	60	44	50
	B 67x70	67	70	52	56
	B 76x80	76	80	63	66
	B 86x90	86	90	71	72

STEEL FERRULES	CODE	A	B	E	L
<b>BS</b> 	BS 10x11	10	11	7	15
	BS 11x12	11	12	8.5	17
	BS 12x13	12	13	9	17
	BS 13x14	13	14	9	16
	BS 14x15	14	15	11	19
	BS 15x16	15	16	11	19
	BS 19x20	19	20	15	20

NICKEL-PLATED BRASS FERRULES	CODE	A	B	E	L
<b>BB</b> 	BB 10x11	10	11		
	BB 11x12	11	12	6	16
	BB 12x13	12	13	8	16
	BB 13x14	13	14	9	18
	BB 14x15	14	15	9	18
	BB 15x16	15	16	11	20
	BB 16x17	16	17	11	19
	BB 17x18	17	18	13	20
	BB 18x19	18	19	15	20
	BB 19x20	19	20	14	22
	BB 21.6x23	21.6	23	15	28.8
	BB 22.6x24	22.6	24	17	28.8
	BB 23x25	22.6	24	17	25
	BB 30x32	29	30.6	21	31
	BB 36x38	36	37.6	29	36

**BX STAINLESS STEEL OVERBRAIDED EPDM RUBBER**

- Suitable for plumbing and heating applications
- Non toxic lining for drinking water and sanitary connections
- Stainless steel braid with 6 (7,8) wires



**BXS STAINLESS STEEL OVERBRAIDED EPDM RUBBER**

- Suitable for plumbing and heating applications
- Non toxic lining for drinking water and sanitary connections
- Stainless steel braid with 6 (7,8) wires
- Blue and Red stripe for identification purposes



**BXP STAINLESS STEEL OVERBRAIDED WITH PVC COVER EPDM RUBBER**

- Suitable for plumbing and heating applications
- Non toxic lining for drinking water and sanitary connections
- Stainless steel braid with 6 (7,8) wires
- Blue and Red stripe for identification purposes
- PVC cover



**LS ALUMINIUM ALLOY OVERBRAIDED EPDM RUBBER**

- Suitable for plumbing and heating applications
- Non toxic lining for drinking water and sanitary connections
- Aluminium alloy braid with 6 (7,8) wires



**LSS ALUMINIUM ALLOY OVERBRAIDED EPDM RUBBER**

- Suitable for plumbing and heating applications
- Non toxic lining for drinking water and sanitary connections
- Aluminium alloy braid with 6 (7,8) wires
- Blue and Red stripe for identification purposes



**BR STAINLESS STEEL OVERBRAIDED NITRILE RUBBER**

- Suitable for oil ,petrol and fuel-oil
- Stainless steel braid with 6 (7,8) wires
- Black and Red stripe for identification purposes



**BG STAINLESS STEEL OVERBRAIDED NITRILE RUBBER**

- Suitable for natural gas or town gas
- Stainless steel braid with 6 (7,8) wires
- Yellow stripe for identification purposes

