



SrijanExports

STAINLESS STEEL DRY TOWEL RAIL COLLECTION



WEBSITE :- WWW.SRIJANEXPORTS.COM

About Us

Welcome to Srijan Exports, a pioneering name in the manufacturing of heated towel rails and traditional towel radiators. Established in 1998 under the leadership of Mr. Salil Gupta (Gold Medallist in Production Engineering from Punjab University), we have evolved from a small venture into a renowned exporter, blending advanced heating technology with exquisite craftsmanship. It is situated in the beautiful city of Chandigarh, India. Our mission is to enhance the comfort and style of homes worldwide through our innovative and high-quality heating solutions.

Our Expertise

At Srijan Exports, we specialize in creating heated towel rails and traditional towel radiators that combine functionality with elegance. Our products are designed to provide efficient heating while enhancing the aesthetic appeal of any bathroom. With a deep understanding of both modern engineering and traditional craftsmanship, we offer a diverse range of heating solutions that cater to the needs of contemporary and classic home designs.

Quality and Innovation

Quality is the cornerstone of Srijan Exports. Each product undergoes rigorous quality control checks to ensure it meets the highest standards of durability and performance. We use premium materials and the latest manufacturing techniques to create products that are not only efficient but also long-lasting.

Innovation is at the heart of our product development. We continuously invest in research and development to bring the latest advancements in heating technology to our customers. Our goal is to provide energy-efficient solutions that deliver superior heating performance while reducing environmental impact.

Global Reach

Srijan Exports has established a strong global presence, supplying our products to customers in North America, Europe, Asia, and beyond. Our commitment to quality and customer satisfaction has earned us a reputation as a reliable and trusted partner in the international market.

Sustainability

We are dedicated to sustainability and environmentally responsible practices. Our manufacturing processes prioritize energy efficiency and waste reduction, ensuring that our products are as eco-friendly as they are effective. By adopting sustainable practices, we aim to contribute positively to the environment and promote a greener future.

Our Vision

As we look to the future, Srijan Exports remains committed to innovation, quality, and customer satisfaction. We aim to expand our product offerings, explore new markets, and continue to set benchmarks in the industry. Our vision is to be the preferred choice for heating solutions worldwide, known for our excellence in design, performance, and sustainability.

Thank you for considering Srijan Exports. We invite you to explore our range of heated towel rails and traditional towel radiators, and experience the perfect blend of comfort, style, and efficiency.

FEATURES



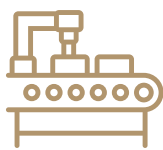
Monthly Output of 5000 Towel Rails



State of the art Laser Engraving, Welding
& Polishing Machines



More than 150 kinds of products



Complete OEM & ODM services



Only Indian towel warmer manufacturer
to have achieved necessary regulatory
compliance & safety certifications



2024

TABLE OF CONTENTS

- 01 Stainless Steel Dry Towel Rails
- 02 Stainless Steel Dry Towel Rails with temperature & timer control




SRIJAN
EXPORTS





STAINLESS STEEL DRY TOWEL RAILS



Model : SS54-4

Size (L X W X H) mm | 500mm x 400mm x 122mm

Size (L X W X H) in | 19.68 x 15.74 x 4.8

Power | 36 Watts

Material | Stainless Steel Grade 304/201

Waterproof Standard | IPX4

Working Voltage | 110V/230V

Style | Plug In / Hardwired / Multi - Connect



Round tube



Hardwired



Plug-in



ISO 9001-2015



Model : SS64-6

Size (L X W X H) mm | 600mm x 400mm x 122mm

Size (L X W X H) in | 23.62 x 15.74 x 4.8

Power | 61.2 Watts

Material | Stainless Steel Grade 304/201

Waterproof Standard. | IPX4

Working Voltage | 110V/230V

Style | Plug In / Hardwired / Multi - Connect



Round tube



Hardwired



Plug-in



ISO 9001-2015



Model : SS85-8

Size (L X W X H)mm | 800mm x 500mm x 122mm

Size (L X W X H)in | 31.49 x 19.68 x 4.8

Power | 86.4 Watts

Material | Stainless Steel Grade 304/201

Waterproof Standard | IPX4

Working Voltage | 110V/230V

Style | Plug In / Hardwired / Multi - Connect



Round tube



Hardwired



Plug-in



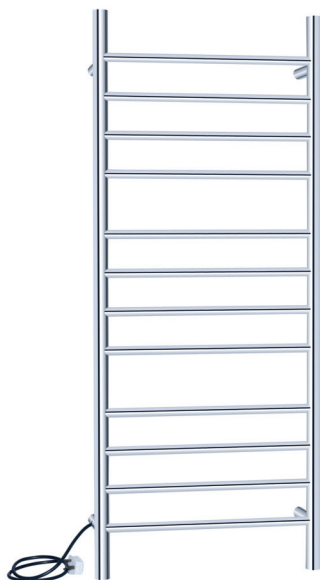
ISO 9001-2015

Available in





STAINLESS STEEL DRY TOWEL RAILS



Model : SS125-12

Size (L X W X H)mm | 1200mm x 500mm x 122mm

Size (L X W X H)in | 47.2 x 19.6 x 4.8


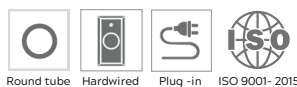
Power | 122.4 Watts

Material | Stainless Steel Grade 304/201

Waterproof Standard | IPX4

Working Voltage | 110V/230V

Style | Plug In / Hardwired / Multi - Connect



Model : SSFS-8

Size (L X W X H)mm | 1100mm x 500mm

Size (L X W X H)in | 43.3 x 19.6


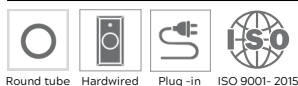
Power | 61.2 Watts

Material | Stainless Steel Grade 304/201

Waterproof Standard. | IPX4

Working Voltage | 110V/230V

Style | Plug In / Hardwired / Multi - Connect



Model :SSS64-6

Size (L X W X H)mm | 600mm x 400mm x 122mm

Size (L X W X H)in | 23.6 x 15.7 x 4.8

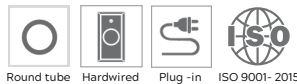
Power | 61.2 Watts




Material | Stainless Steel Grade 304/201

Waterproof Standard | IPX4

Working Voltage | 110V/230V

Style | Plug In / Hardwired / Multi - Connect




Available in    





STAINLESS STEEL DRY TOWEL RAILS



Model : SSS85-8

Size (L X W X H)mm | 800mm x 500mm x 122mm

Size (L X W X H)in | 31.4 x 19.6 x 4.8

Power | 86.4 Watts

Material | Stainless Steel Grade 304/201

Waterproof Standard | IPX4

Working Voltage | 110V/230V

Style | Plug In / Hardwired / Multi - Connect



Round tube




Hardwired



Plug-in



ISO 9001-2015



Model : SSS125-12

Size (L X W X H)mm | 1200mm x 500mm x 122mm

Size (L X W X H)in | 47.2 x 19.6 x 4.8

Power | 122.4 Watts

Material | Stainless Steel Grade 304/201

Waterproof Standard. | IPX4

Working Voltage | 110V/230V

Style | Plug In / Hardwired / Multi - Connect



Round tube




Hardwired



Plug-in



ISO 9001-2015



Model : SSR64-6

Size (L X W X H)mm | 600mm x 450mm x 122mm

Size (L X W X H)in | 23.62 x 17.7 x 4.8

Power | 61.2 Watts

Material | Stainless Steel Grade 304/201

Waterproof Standard. | IPX4

Working Voltage | 110V/230V

Style | Plug In / Hardwired / Multi - Connect



Round tube



Hardwired



Plug-in




ISO 9001-2015

Available in





STAINLESS STEEL DRY TOWEL RAILS



Model : SSR94-8

Size (L X W X H) mm | 900mm x 450mm x 122mm

Size (L X W X H) in | 35.4 x 17.7 x 4.8

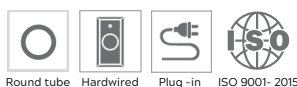
Power | 86.4 Watts

Material | Stainless Steel Grade 304/201

Waterproof Standard | IPX4

Working Voltage | 110V/230V

Style | Plug In / Hardwired / Multi - Connect



Round tube Hardwired Plug-in ISO 9001-2015



Model : SSHS

Size (L X W X H) mm | 450x32x100 | 650x32x100 | 850x32x100

Size (L X W X H) in | 17.7x1.2x3.9 | 25.5x1.2x3.9 | 33.4x1.2x3.9

Power | 11.25 | 16.25 | 21.25 Watts

Material | Stainless Steel Grade 304/201

Waterproof Standard | IPX4

Working Voltage | 110V/230V

Style | Plug In / Hardwired / Multi - Connect



Round tube Hardwired ISO 9001-2015



Model : SSSH

Size (L X W X H) mm | 450x40x100 | 650x40x100 | 850x40x100

Size (L X W X H) in | 17.7x1.5x3.9 | 25.5x1.5x3.9 | 33.4x1.5x3.9

Power | 11.25 | 16.25 | 21.26 Watts

Material | Stainless Steel Grade 304/201



Waterproof Standard. | IPX4

Working Voltage | 110V/230V

Style | Plug In / Hardwired / Multi - Connect



Round tube Hardwired ISO 9001-2015

Available in    



STAINLESS STEEL DRY TOWEL RAILS



Model : SSVS

Size (L X W X H) mm | 800 x 142 x 100 | 1200 x 142 x 100

Size (L X W X H) in | 31.4 x 5.5 x 3.9 | 47.2 x 5.5 x 3.9

Power | 20 | 30 Watts

Material | Stainless Steel Grade 304/201

Waterproof Standard | IPX4

Working Voltage | 110V/230V

Style | Plug In / Hardwired / Multi - Connect



Round tube



Hardwired



Plug-in



ISO 9001- 2015



Model : SSSVS

Size (L X W X H) mm | 800 x 142 x 100 | 1200 x 142 x 100

Size (L X W X H) in | 31.4 x 5.5 x 3.9 | 47.2 x 5.5 x 3.9

Power | 20 | 30 Watts

Material | Stainless Steel Grade 304/201

Waterproof Standard | IPX4

Working Voltage | 110V/230V

Style | Plug In / Hardwired / Multi - Connect



Round tube



Hardwired



Plug-in



ISO 9001- 2015



Model : SSM85-6

Size (L X W X H)mm | 800mm x 500mm x 122mm

Size (L X W X H)in | 31.4 x 19.6 x 4.8

Power | 86.4 Watts

Material | Stainless Steel Grade 304/201

Waterproof Standard. | IPX4

Working Voltage | 110V/230V

Style | Plug In / Hardwired / Multi - Connect



Round tube



Hardwired



Plug-in




ISO 9001- 2015

Available in





STAINLESS STEEL DRY TOWEL RAILS



Model : SSM64-4

Size (L X W X H) mm | 600mm x 400mm x 122mm

Size (L X W X H) in | 23.6 x 15.7 x 4.8

Power | 61.2 Watts

Material | Stainless Steel Grade 304/201

Waterproof Standard | IPX4

Working Voltage | 110V/230V

Style | Plug In / Hardwired / Multi - Connect



Round tube



Hardwired



Plug-in



ISO 9001- 2015



Model : SS65-3(S)

Size (L X W X H) mm | 600mm x 500mm x 250mm

Size (L X W X H)in | 23.62 x 19.6 x 9.84

Power | 70 Watts

Material | Stainless Steel Grade 304/201

Waterproof Standard. | IPX4

Working Voltage | 110V/230V

Style | Plug In / Hardwired / Multi - Connect



Round tube



Hardwired



Plug-in



ISO 9001- 2015



Model : SS95-4(S)

Size (L X W X H) mm | 900mm x 500mm x 250mm

Size (L X W X H)in | 35.4 x 19.6 x 9.84

Power | 95 Watts

Material | Stainless Steel Grade 304/201

Waterproof Standard. | IPX4

Working Voltage | 110V/230V

Style | Plug In / Hardwired / Multi - Connect



Round tube



Hardwired



Plug-in




ISO 9001- 2015

Available in



STAINLESS STEEL DRY TOWEL RAILS

WITH TEMPERATURE & TIMER CONTROL



Model : SS85TT-8

Size (L X W X H)mm | 800mm x 500mm x 122mm

Size (L X W X H)in | 31.4 x 19.6 x 4.80

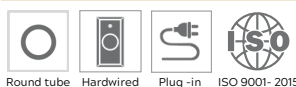
Power | 61.2 Watts

Material | Stainless Steel Grade 304/201

Waterproof Standard | IPX4

Working Voltage | 110V/230V

Style | Plug In / Hardwired / Multi - Connect



Model : SS125TT-12

Size (L X W X H) mm | 1200mm x 500mm x 122mm

Size (L X W X H) in | 47.2 x 19.6 x 4.80


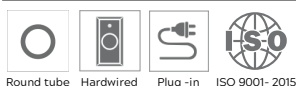
Power | 122.4 Watts

Material | Stainless Steel Grade 304/201

Waterproof Standard. | IPX4

Working Voltage | 110V/230V

Style | Plug In / Hardwired / Multi - Connect



Model : SSFSTT-8

Size (L X W X H) mm | 1100mm x 500mm

Size (L X W X H) in | 43.3 x 19.6

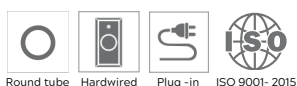
Power | 61.2 Watts

Material | Stainless Steel Grade 304/201

Waterproof Standard. | IPX4

Working Voltage | 110V/230V

Style | Plug In / Hardwired / Multi - Connect



Available in Polished Brushed Gold Matt Black


STAINLESS STEEL DRY TOWEL RAILS WITH TEMPERATURE & TIMER CONTROL



Available in

Polished	Brushed	Gold	Matt Black

STAINLESS STEEL DRY TOWEL RAILS WITH TEMPERATURE & TIMER CONTROL



Model : SS56TT-4

Size (L X W X H) mm | 520mm x 600mm x 122mm

Size (L X W X H) in | 20.4 x 23.6 x 4.80

Power | 48.6 Watts

Material | Stainless Steel Grade 304/201

Waterproof Standard | IPX4

Working Voltage | 110V/230V

Style | Plug In / Hardwired / Multi - Connect



Round tube




Hardwired



Plug-in



ISO 9001- 2015



Model : SSS55TT-4

Size (L X W X H) mm | 520mm x 535mm x 122mm

Size (L X W X H) in | 20.4 x 21.0 x 4.80

Power | 48.6 Watts

Material | Stainless Steel Grade 304/201

Waterproof Standard. | IPX4

Working Voltage | 110V/230V

Style | Plug In / Hardwired / Multi - Connect



Round tube




Hardwired



Plug-in



ISO 9001- 2015



Model : SS66TT-6

Size (L X W X H) mm | 620mm x 600mm x 122mm

Size (L X W X H) in | 24.4 x 23.6 x 4.80

Power | 70.2 Watts

Material | Stainless Steel Grade 304/201

Waterproof Standard. | IPX4

Working Voltage | 110V/230V

Style | Plug In / Hardwired / Multi - Connect



Round tube



Hardwired



Plug-in

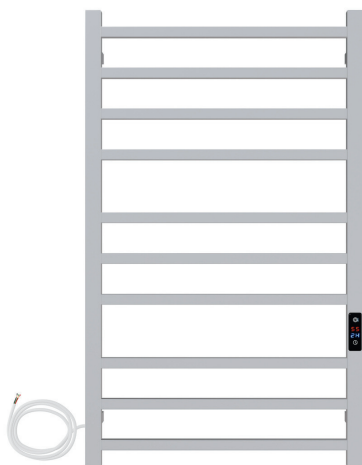


ISO 9001- 2015

Available in



STAINLESS STEEL DRY TOWEL RAILS WITH TEMPERATURE & TIMER CONTROL



Model : SSS85TT-10

Size (L X W X H) mm | 876mm x 535mm x 122mm

Size (L X W X H) in | 34.4 x 21.0 x 4.80

Power | 104.4 Watts

Material | Stainless Steel Grade 304/201

Waterproof Standard | IPX4

Working Voltage | 110V/230V

Style | Plug In / Hardwired / Multi - Connect



Round tube



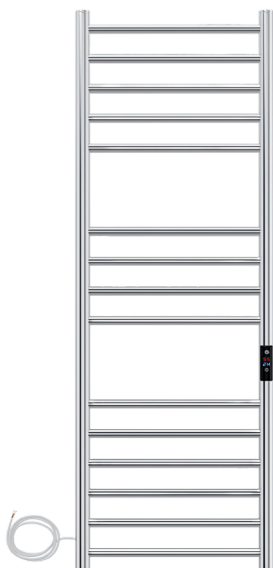
Hardwired



Plug-in



ISO 9001-2015



Model : SS124-15

Size (L X W X H) mm | 1200mm x 425mm x 122mm

Size (L X W X H) in | 47.2 x 16.7 x 4.80

Power | 122.4 Watts

Material | Stainless Steel Grade 304/201

Waterproof Standard. | IPX4

Working Voltage | 110V/230V

Style | Plug In / Hardwired / Multi - Connect



Round tube




Hardwired



Plug-in



ISO 9001-2015



Model : SS105-15

Size (L X W X H) mm | 1000mm x 425mm x 122mm

Size (L X W X H) in | 39.3 x 16.7 x 4.80

Power | 142.4 Watts

Material | Stainless Steel Grade 304/201

Waterproof Standard. | IPX4

Working Voltage | 110V/230V

Style | Plug In / Hardwired / Multi - Connect



Round tube



Hardwired



Plug-in



ISO 9001-2015

Available in



STAINLESS STEEL DRY TOWEL RAILS WITH TEMPERATURE & TIMER CONTROL



Model : SS84TT-11

Size (L X W X H) mm | 800mm x 400mm x 122mm

Size (L X W X H) in | 31.4 x 15.74 x 4.80

Power | 61.2 Watts

Material | Stainless Steel Grade 304/201

Waterproof Standard | IPX4

Working Voltage | 110V/230V

Style | Plug In / Hardwired / Multi - Connect



Round tube



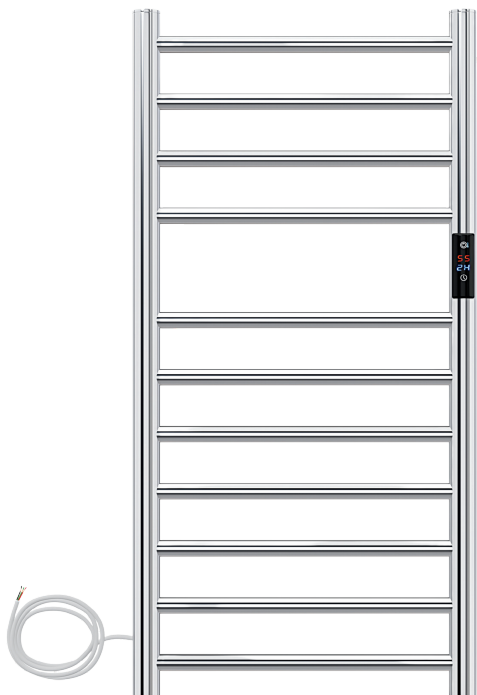
Hardwired



Plug-in



ISO 9001-2015



Available in





Y E A R 2 0 2 4



Address :- Plot no. 280 Industrial Area Phase 1, Chandigarh

Phone :- +91 9815026379 | +91 8283826379

Email :- bhaavangupta@srijanexports.com

salilgupta@srijanexports.com

Website :- www.srijanexports.com