


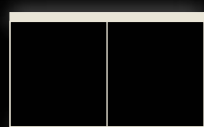

MIRROR  
CABINETS  
ILLUMINATED  
MIRRORS

**RANGE 2025**


## 2025 product range — It's up to you!

Always the right light, whether morning, evening or night.  
Invigorating, relaxing. The mirror cabinets and illuminated mirrors  
from Schneider transform your bathroom into a feel-good space.

### Mirror cabinet



### Illuminated mirror



### Schneider LUNE

**The moon has risen.** Bright and clear in the sky, sleek and beautiful in your bathroom. LUNE is inspired by the eclipse. A fine corona of light that is created when the moon moves completely in front of the sun.

### Schneider BORDO

**Like the spectacular and spell-binding cliffs of the Amalfi Coast.** With BORDO, you will experience the perfect arc of light as a dramatic and unique design. For clean lines and elegant shapes.

### Schneider FILO

**Experience when wall and mirror cabinet merge.** As a master of flush-fitted aesthetics, the FILO brings wall and mirror together in seamless harmony.

### Schneider GLOW

**Inspired by the play of light from rays of the evening sun reflected in Lake Walensee.** GLOW reveals the enchanting elegance of 360-degree luminosity and awakens emotions of very special moments of well-being.


### Schneider STYLE

**Aesthetics and a design that seems to float in the room.** The soft, indirect light of STYLE emphasises a modern and stylish ambience for a place of relaxation.

#### Mirror cabinet



#### Illuminated mirror



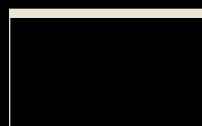
### Schneider ARANGA

**ARANGA is the word of the Maori indigenous people for a new beginning.** You will encounter this feeling every day with a motivated smile in your mirror cabinet or illuminated mirror.



### Schneider GRACE

**The enchanting relaxation of the most beautiful wellness worlds.** GRACE creates this atmosphere with fine strips of light that are discreetly embedded in the mirror.




### Schneider LOW

**Modern design with reduced cubic shape of the lighting.** The LOW mirror cabinets and illuminated mirrors impress with high functionality and cost efficiency in the bathroom.



### Schneider EASY

**Minimalist while also offering maximum comfort.** EASY combines all features in a perfect way and adapts to your individual wishes with utter ease.



### Schneider CARE

**Take care of yourself.** With the perfect combination of comfort and function, CARE adapts to demanding environments and creates a pleasant ambience for your well-being.

## Mirror cabinets


---

- 10 Schneider LUNE D2W
- 12 Schneider BORDO TW
- 14 Schneider FILO HCL
- 16 Schneider GLOW classic HCL
- 18 Schneider GLOW D2W
- 20 Schneider STYLE TW
- 22 Schneider ARANGA TW
- 24 Schneider GRACE TW
- 26 Schneider LOW plus LED
- 28 Schneider LOW basic LED
- 30 Schneider EASY LED
- 32 Schneider EASY
- 34 Schneider CARE LED

## Illuminated mirrors

---

- 36 Schneider LUNE D2W
- 38 Schneider BORDO TW
- 40 Schneider GLOW HCL
- 42 Schneider GLOW LED
- 44 Schneider STYLE LED
- 46 Schneider ARANGA LED
- 48 Schneider LOW plus LED





Schneider **LUNE** D2W  
Pages 10 + 11





## Key Messages

# Swiss quality for the bathroom.

**"Today Schneider is a leading supplier of mirror cabinets and illuminated mirrors. All our beautiful products are made of durable, hygienic and recycled aluminium. The quality will give you just as much pleasure as the feel-good atmosphere they create."**

*Daniela Koch, Managing Director of W. Schneider+Co AG*

## Swiss Made – for more than 70 years

Swiss company founded in 1953.

One of the first manufacturers of mirror cabinets in aluminium.

Schneider produces mirror cabinets and illuminated mirrors in Switzerland at its own factory in Flums SG.

Just-in-time production: Products are ready for delivery from the sixth day after receipt of the order (standard products).

Schneider offers flexible special solutions – thanks to modular lean management and optimal workflows.

 **swissmade**



## Quality and service

Schneider offers high-quality, elegant design that integrates perfectly into your individual style.

Schneider uses high-quality and durable materials throughout.

Schneider products are quick and easy to install.

No worries, thanks to reliable Schneider customer service and spare parts availability (spare parts are available for at least 10 years after the end of production).

## For small footprints in the bathroom

Sustainable – Schneider takes economic, ecological and social aspects into account.

Schneider's goal is to keep the ecological footprint along the value chain as small as possible.

Minimised CO<sub>2</sub> footprint through work with local suppliers.

Schneider products are made of recyclable aluminium. \*

Use of efficient, environmentally friendly LED technology in all products.

\* 100% of our aluminium profiles are based on recycled aluminium. This has a used material content of approx. 80%.

# The perfect lighting for every bathroom.

Schneider mirror cabinets and illuminated mirrors have a unique spectrum of light colours that can be adjusted from bright make-up light to warm and romantic candlelight.

## Lighting technologies at Schneider – from 2000 to 6500 Kelvin

Tunable White: adjustable colour temperature (also light colour) from 2000 to 6500 Kelvin – from warm candlelight to daylight white.

Human Centric Lighting: the light automatically adapts to the needs of the users throughout the day.

Dim2Warm: automatically adjusts the brightness to the most pleasant atmosphere.

Colour temperature, brightness and nightlight feature can be controlled via the Schneider app (selected products only).

LED technology: Schneider products are equipped with high-quality, extremely durable LED lights and are dimmable.



# The effects of light

Light has always been an integral and fundamental part of the human living environment.

Light helps us to recognise contrasts and see objects.

Light maintains bodily functions, ensures the vital day-night rhythm, stimulates people, relaxes them, and affects attention, performance and well-being.

Thanks to the various dimmable lighting technologies, you can easily adjust the light from our mirror cabinets and illuminated mirrors to your needs.

# Bathroom design and light

Every bathroom is different.

Daylight, other light sources and the colour and materials of walls and floors influence the way in which light reflects.

Ideally, the mirror cabinet or illuminated mirror should be specifically adapted to fit the size of the room, conditions and other light sources.

Schneider mirror cabinets and illuminated mirrors are designed in such a way that, in most cases, you no longer need another light source.

Thanks to our very broad light spectrum from 2000 Kelvin (candlelight atmosphere for warm and romantic lighting moods) to 6500 Kelvin (bright daylight for applying make-up and shaving), you can quickly and easily transform your bathroom from a functional room into an oasis of well-being.



reddot winner 2023



# Schneider **LUNE** D2W

**Immerse yourself in a new realm of well-being: the round mirror cabinet – the first of its kind – captivates with its clean lines, mood lighting with Dim2Warm function, and premium materials.**

## The moon has risen

Bright and clear in the sky, sleek and beautiful in your bathroom: Schneider LUNE D2W, the first round mirror cabinet, captivates with its clean lines, premium materials and enough storage space for all your favourite products. The dimmable halo effect casts you and your bathroom in a flattering light. Immerse yourself in the soothing ambience, in a new realm of well-being, and indulge in some you-time.

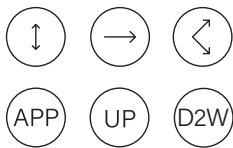
## Dim2Warm function

The glare-free light is emitted in an unbroken halo and can be continuously adjusted using the Dim2Warm function from bright daylight (6500 Kelvin with 100 percent luminosity) to warm white (2000 Kelvin with 30 percent luminosity).

## Winner of the Red Dot Award

The eye-catcher for bathrooms, the Schneider LUNE D2W, impressed the jury as well: in 2023, the mirror cabinet was awarded the internationally recognised Red Dot Award for good design.

## Properties



## Light control

Light control by button on the lower edge of the mirror cabinet or via App.



## Power socket

Practical power socket discreetly placed.



## Storage space

Glass shelf and swivel arm offer space for your favourite products.

## Colours



Ground stainless  
steel



Black matt



Diameter 73.3



# Schneider **BORDO** TW

The Schneider BORDO TW mirror cabinet indirectly illuminates the bathroom with an arc of light. Shadow-free, glare-free, natural and always with the perfect, adjustable brightness for applying make-up, shaving, hair styling and above all: feeling good.

Like the spectacular and spell-binding cliffs of the Amalfi Coast. With Schneider BORDO TW, you will experience the perfect arc of light as a dramatic and unique design. For clean lines and elegant shapes.

## Key to your well-being

The Schneider BORDO TW mirror cabinet illuminates the bathroom with diffuse, even light. The natural lighting creates a soft, authentic, warm and flattering reflection.

## Key to a good ambience

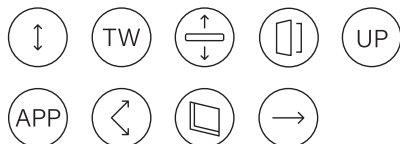
The arc of light indirectly illuminates the bathroom, providing the ideal light for skin care routines with no annoying, harsh shadows. Rather than altering how you look, the light beautifully brings out your natural radiance.

The dimmable Tunable White light feature allows you to alter the light colour according to your mood, from warm to cold and from romantically dimmed to bright daylight.

## Installation frame

Can be installed in a flush-mounted version with the universal INSTALLATION FRAME.

## Properties



## Light colours

Dimmable Tunable White LED strip light, light colour from candlelight (2000 K) to bright daylight (6500 K).



## Indirect arc of light

Indirect arc of light for exceptional, glare-free illumination of the room and your face.



## Membrane keypad

Easy-to-control light functions via integrated membrane keypad.

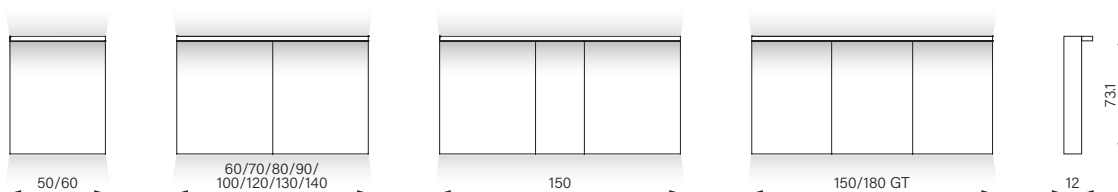
## Colours



Anodised



Black





# Schneider **FILO** HCL

**Experience when wall and mirror cabinet merge. As a master of flush-fitted aesthetics, the Schneider FILO HCL brings wall and mirror together in seamless harmony.**

## With refined restraint

Schneider FILO HCL is the first flush-mounted mirror cabinet from Schneider. It can be installed in any wall, from GIS installation systems to brick and drywall partitions. With its refined restraint, it meets the highest aesthetic standards for bathrooms. The backlit handle niche radiates discreet light and makes opening the mirror cabinet particularly comfortable and convenient.

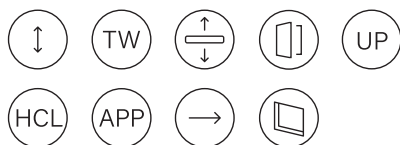
## Light adapted to the time of day

The Human Centric Lighting (HCL) function supports biologically effective lighting: the light adapts to the user's biorhythm, meeting different needs at different times of day. Schneider FILO HCL emits the right light for every activity – from make-up application to shaving through to relaxation. The light colour can be adjusted from candlelight (2000 K) to daylight (6500 K) using the app or membrane keypad.

## Installation frame

Can be installed in a flush-mounted version with a dedicated INSTALLATION FRAME and BOX.

## Properties



## App

Convenient control of lighting functions using the integrated membrane keypad or via App.



## Opening the cabinet

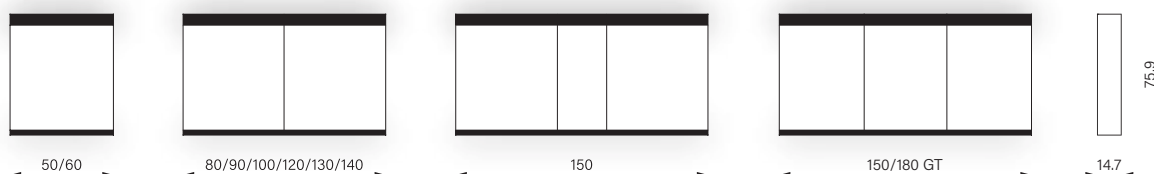
Optimum cabinet opening thanks to backlit handle niche.



## Installation frame

Can be installed flush with the surface and with particular ease in any wall thanks to the Schneider installation frame.

## Colours





# Schneider **GLOW** classic HCL

Inspired by the play of light from rays of the evening sun reflected in Lake Walensee. Schneider GLOW classic HCL reveals the enchanting elegance of 360-degree luminosity and awakens emotions of very special moments of well-being.

Schneider GLOW classic HCL is surrounded by a narrow LED light frame, which gives distinction to the unmistakably elegant design.

## Perfection in a rhythm of its own

The Human Centric Lighting (HCL) function supports biologically effective lighting: the latest LED technology automatically adapts the light to the user's biorhythm, meeting different needs at different times of day.

## The consummate mirror cabinet


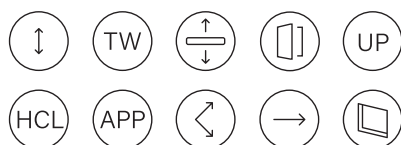
Schneider GLOW classic HCL sets the standard in the superlative class of mirror cabinets. The light can be steplessly dimmed and the light colour can be easily adjusted – from candlelight (2000 K) to bright daylight (6500 K). The ambience is transformed at the touch of a button, supporting any activity in front of the mirror, such as application of make-up, shaving or styling of hair.

With its wide range of control options, Schneider GLOW classic HCL gives architects and users latitude in personal lighting design, guaranteeing unparalleled comfort and convenience.

## Installation frame


Can be installed in a flush-mounted version with the universal INSTALLATION FRAME.

## Properties



## 2000 to 6500 Kelvin

Automatic time-of-day control adjusts the light to various brightness levels according to your biorhythm.



## Door handle

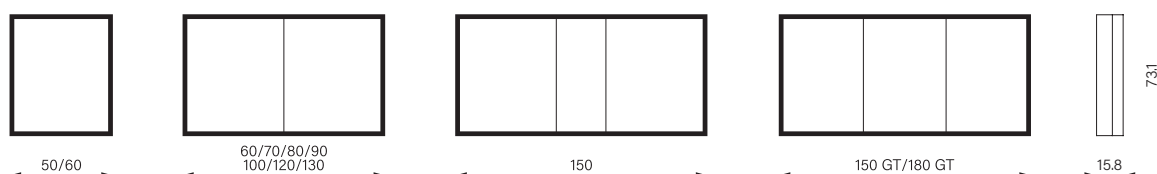
Easy opening thanks to integrated door handles.



## App

Convenient control of lighting functions using the integrated membrane keypad or via App.

## Colours





# Schneider **GLOW** D2W

**With a narrow strip that wraps around the mirror cabinet and radiates light behind the glass, Schneider GLOW D2W combines optical brilliance and luxurious functionality.**

Inspired by the play of light from rays of the evening sun reflected in Lake Walensee, Schneider GLOW D2W reveals the enchanting elegance of 360-degree luminosity and awakens emotions of very special moments of well-being.

## The perfection of elegance

Schneider GLOW D2W also features a circumferential frame. In this model, the elegance of the design finds its ultimate expression: the mirror doors are on the outside, and from the front a narrow band radiates the light behind the glass, enhancing the optical brilliance of this mirror cabinet of slimline simplicity.

## Dim2Warm function

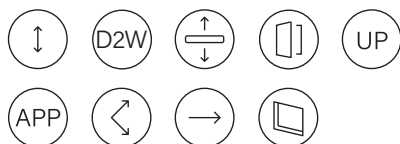
The glare-free light radiates seamlessly all round and can be continuously adjusted using the Dim2Warm function from bright daylight (6500 Kelvin with 100 percent luminosity) to warm white (2000 Kelvin with 30 percent luminosity).

The light can be continuously dimmed using the integrated touch slider of the Schneider GLOW D2W or via the Schneider app – in order to perfectly match the current activity in the bathroom.

## Installation frame

Can be installed in a flush-mounted version with the universal INSTALLATION FRAME.

## Properties



## Light behind glass

The narrow strip light around the mirror cabinet lends well-being, tailored to your needs.



## Glass shelves

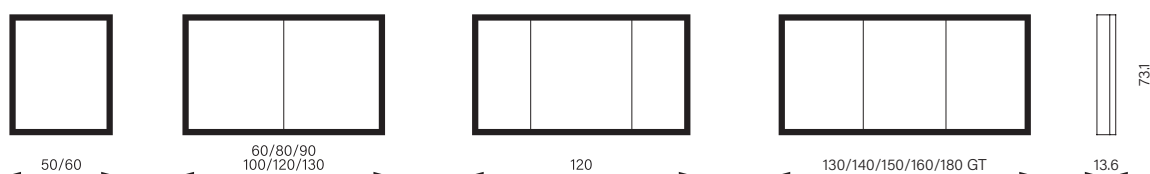
Continuously adjustable glass shelves.



## Lighting functions

Convenient control of lighting functions using the integrated touch slider.

## Colours





# Schneider **STYLE TW**

**Aesthetics and a design that seems to float in the room. The soft, indirect light of the Schneider STYLE TW mirror cabinet emphasises a modern and stylish ambience for a place of relaxation.**

With its doors projecting slightly from the frame, it appears to float in the bathroom – an impression that is further reinforced by the indirect light.

## Elegance and lightness

Inside, a dimmable Tunable White LED strip light fully illuminates the Schneider STYLE TW, giving the bathroom an even more effortlessly sophisticated look.

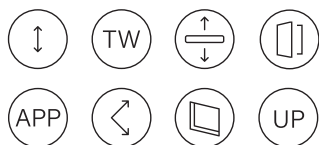
## Hidden light source

Outside, the light behind the mirror shines indirectly around the cabinet, providing even, glare-free illumination of the room. The adjustable light colour allows you to change the ambience at will – from a romantic candlelit mood (2000 K) to invigorating morning light (6500 K). The indoor and outdoor light can also be controlled separately via the integrated membrane keyboard or the Schneider app.

## Installation frame

Can be installed in a flush-mounted version with the universal INSTALLATION FRAME.

## Properties




## Strip light

Circumferential strip light inside generates unique, indirect lighting effect.



## Lighting functions

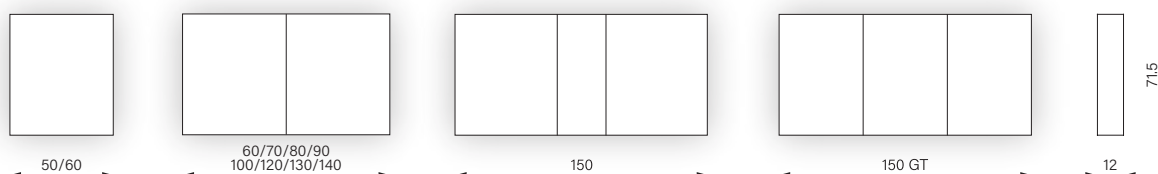
Easy-to-control light functions via integrated membrane keypad.



## Light colours

Dimmable Tunable White LED strip light, light colour from candlelight (2000 K) to bright daylight (6500 K).

## Colours





# Schneider **ARANGA** TW

**A narrow double strip light blends seamlessly into the mirror surface. Above and below, indirect light provides atmospheric basic illumination with changeable light colour – from candlelight to bright daylight.**

ARANGA is the word of the Maori indigenous people for a new beginning. You will encounter this feeling every day with a motivated smile in your mirror cabinet or illuminated mirror.

## Atmospheric basic illumination

The narrow double strip light is seamlessly integrated into the mirror surface along the top, lending discreet elegance to Schneider ARANGA TW. The additional bands of LED light can be switched on separately above and below the mirror cabinet. Light colour and dimming are only controlled simultaneously. Their indirect light provides atmospheric basic illumination of the bathroom.

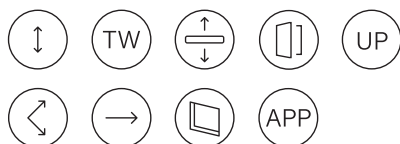
## Light colour as you wish

Schneider ARANGA TW is a top class mirror cabinet with powerful lighting functions and features: The light can be steplessly dimmed using the integrated membrane keypad. And thanks to the Tunable White function, you can change the light colour according to your activity and preferences, from candlelight (2000 K) for a relaxed bubble bath to bright daylight (6500 K) for shaving, hair styling and applying make-up.

## Installation frame

Can be installed in a flush-mounted version with the universal INSTALLATION FRAME.

## Properties



## Light colours

Dimmable Tunable White LED strip light, light colour from candlelight (2000 K) to bright daylight (6500 K).



## Lighting functions

Convenient control of lighting functions using the integrated membrane keypad.



## Double strip light

The narrow double strip light, seamlessly integrated into the mirror surface, lends discreet elegance to this mirror cabinet.

## Colours

Anodised Black





# Schneider **GRACE** TW

The enchanting relaxation of the most beautiful wellness worlds.  
Schneider GRACE TW creates this atmosphere with fine strips of light that are discreetly embedded in the mirror.

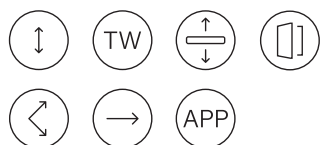
## Ambience with a relaxing touch

The narrow strip lights in the mirror discreetly blend into the linear cabinet design. They illuminate the entire room and, at the same time, indirectly illuminate the surroundings from above and below, creating an atmosphere otherwise found only in the finest spas centres.

## Coloured light without limits


Schneider GRACE TW sets no limits on individuality. With the Tunable White function, you can also change the dimmable white light depending on the desired ambience – from atmospheric candlelight (2000 K) to daylight for applying make-up (6500 K).

## Properties



## Light colours

Dimmable Tunable White LED strip light, light colour from candlelight (2000 K) to bright daylight (6500 K).



## Lighting functions

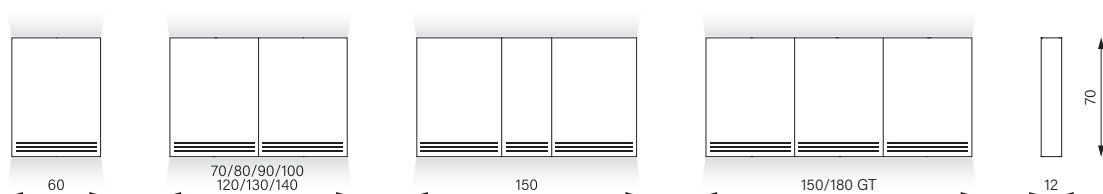
Convenient control of lighting functions using the integrated membrane keypad.



## Elegance

The narrow strip light, seamlessly integrated into the mirror surface, lends discreet elegance to this mirror cabinet.

## Colours





# Schneider **LOW** plus LED

**Modern design with reduced cubic shape of the lighting. The Schneider LOW plus LED mirror cabinet impresses with high functionality and cost efficiency in the bathroom.**

## Minimalism with a certain something

Schneider LOW plus LED corresponds to the standard model Schneider LOW basic LED – with a certain something that makes a small but subtly luminous difference: The mirror cabinet has two premium LED luminaires with direct light overhead and indirect light below. The two luminaires can be activated and dimmed independently of each other, allowing you to use the keypad inside the mirror cabinet to create the ideal light setting.

## Impeccable craftsmanship and a straightforward appearance

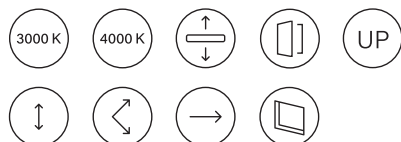
Apart from this, Schneider LOW plus LED remains true to itself: It is a minimalist mirror cabinet reduced to the essentials in a clear, linear design. The characteristic cubic lighting at the top is brought forward slightly – the craftsmanship of the quality aluminium profiles is impeccable, and the look is without frills or flourishes. Available in cabinet depths of 12 cm (white and black) and 15 cm (white).

You decide what light you want. Select from high-quality LEDs in 4000 K (neutral white) or 3000 K (warm white).

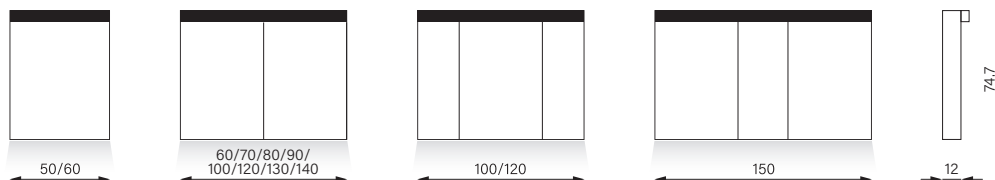
## Installation frame

Can be installed in a flush-mounted version with the universal INSTALLATION FRAME.

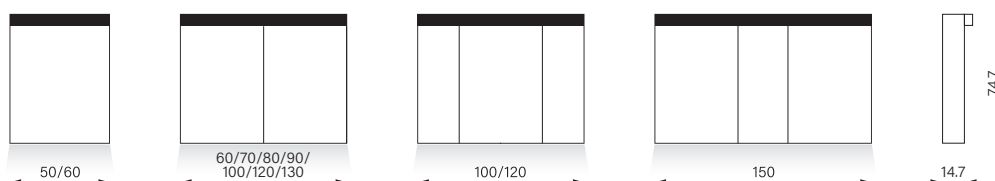
## Properties



### 12 cm:



### 15 cm:



## Glass shelves

Continuously adjustable glass shelves.



## Pushbuttons and hinges

Pushbuttons for functions and hinges with door dampers on the inside of the side profile.

## Colours





# Schneider **LOW** basic LED

The Schneider LOW basic LED is a deliberate reduction of the classic bathroom mirror cabinet to its essentials: to function packaged in a straight-forward design.

## Extravagances are avoided – ideal for large projects

The standard version of the Schneider LOW basic LED certainly scores points though: for its simple cubic lighting, the brilliant double mirror doors, and the high-quality housing made of aluminium profiles.

A light above the large mirror is sufficient. And this can now also be dimmed. This makes the Schneider LOW basic LED the ideal mirror cabinet line for large projects and residential developments that meet today's rental standards. The large-format mirror surface visually enlarges every guest bathroom – thereby cleverly increasing well-being, even in small spaces.

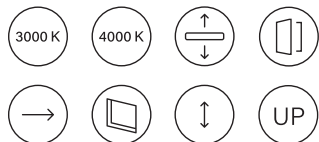
There are no compromises in terms of quality: Schneider LOW basic LED is also manufactured in the proven Schneider quality in Switzerland. Available in cabinet depths of 12 cm and 15 cm.

You decide what light you want. Select from high-quality LEDs in 4000 K (neutral white) or 3000 K (warm white).

## Installation frame

Can be installed in a flush-mounted version with the universal INSTALLATION FRAME.

## Properties



## Glass shelves

Continuously adjustable glass shelves.



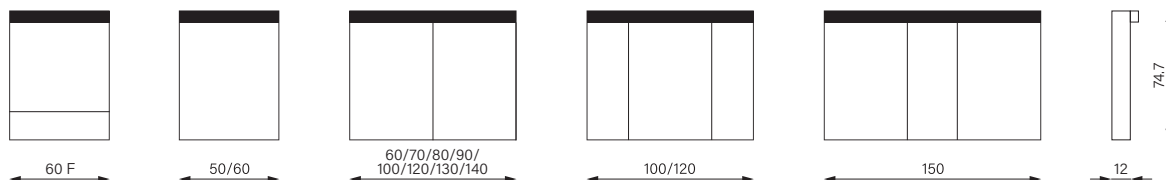
## Lighting function

The lighting at the top can now be dimmed using a button.

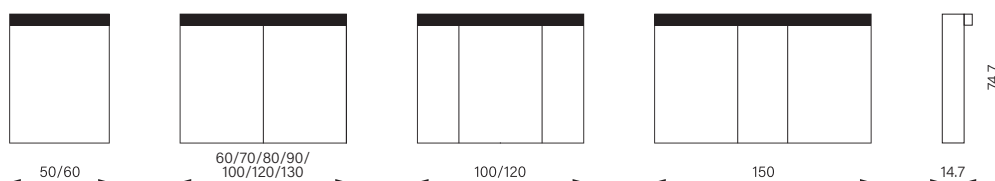
## Colour

White

## 12 cm:



## 15 cm:





# Schneider **EASY LED**

**Minimalist while also offering maximum comfort. Schneider EASY LED combines all features in a perfect way and adapts to your individual wishes with utter ease.**

Two lateral luminaire columns – slightly protruding and slightly tilted – evenly illuminate your face with neutral or warm LED lighting.


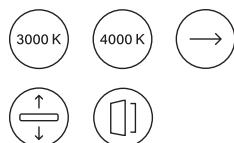
## Distinguished illumination

Schneider EASY LED is the sophisticated cubic mirror cabinet for everyday use, for the guest bathroom – and also for small budgets. Two narrow luminaire columns on both sides, slightly protruding and bevelled, guarantee excellent, uniform illumination of your face. The mirror cabinet consists of white-lacquered, premium aluminium profiles made in Switzerland.

## Furnishings with flexibility

The luminaire columns are equipped with durable LEDs in the light colours 3000 K (warm white) or 4000 K (neutral white). The continuously adjustable glass shelves, in true Schneider fashion, allow the cabinet to be furnished with great flexibility to suit your own needs and toiletries.

## Properties



## Discreet

Socket at the top right.



## Durable

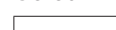
The mirror cabinet consists of white-lacquered, premium aluminium profiles made in Switzerland.




## Side light

Two lateral luminaire columns, slightly bevelled and equipped with premium LEDs, illuminate your face evenly.

## Colour



White





# Schneider EASY

**Featuring ample space, power and continuously adjustable glass shelves instead of built-in lighting, Schneider EASY is intelligently reduced to the essentials: a mirror and cabinet.**

## A great cabinet for small budgets

Schneider EASY offers exactly what a mirror cabinet needs to, including plenty of space, an interior that adapts to the needs of the use, and electricity for hairdryer, razor and more.

## Less is more

Schneider EASY dispenses with lighting. This is not only easier on your budget, but also gives you the freedom to implement your own bathroom lighting concept. The continuously adjustable glass shelves also provide plenty of latitude to furnish the interior according to your requirements.

The mirror cabinets of Schneider EASY consist of white-lacquered aluminium profiles manufactured in Switzerland in trusted Schneider quality. The material is extremely durable and easy to clean.

In the international version, the mirror cabinet is equipped without a socket.

## Installation frame

Can be installed in a flush-mounted version with the universal INSTALLATION FRAME.

## Properties



## Storage space and power socket

An interior that adapts to the needs of the use.



## A proven Schneider feature

Thanks to continuously adjustable glass shelves, the interior of the cabinet can be easily adapted to your needs.



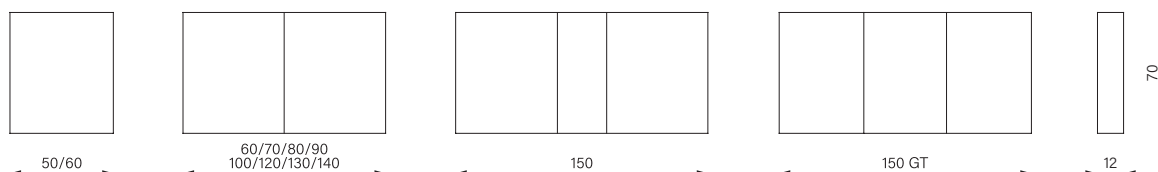
## Hinges and dampers

Durable hinges that operate effortlessly, doors with dampers.

## Colour



White





# Schneider CARE LED

**Take care of yourself. With the perfect combination of comfort and function. Schneider CARE LED adapts to demanding environments and creates a pleasant ambience for your well-being.**

Schneider CARE LED is the further development of Schneider's proven range of mirror cabinets for comfort bathrooms in clinics, hospitals, practices and care homes.

## Tiltable mirror

There are several models to choose from, with direct and indirect light, tiltable mirrors and integrated dispenser containers and levers.

## Also available without illumination

Tailored to the needs of people with sensitive eyes, the mirror cabinet is available in the light colours 4000 Kelvin (neutral white) or 3000 Kelvin (warm white).

If the plans provide for a separate ceiling light, Schneider CARE LED without illumination is a good choice.

## Hygienic and easy-care, with dispensers made to order

The smooth surface of the white-coated profiles made from high-quality aluminium is both hygienic and robust and can be quickly and easily cleaned. For clinics and practices, dispensers for soap, foaming soap, sanitizer and paper towels can be added to the models, along with arm and hand levers. All the accessories currently available are compatible with the new Schneider CARE LED.

## Properties



Flex-Sana Soap

Flex-Sana Antibacterial Manual lever

Sana Anti-bacterial Lever arm dispenser



Sterisol Lever arm dispenser



CWS BestCream Slim Liquid soap




CWS BestFoam Slim Soap foam



Masterspend Manual lever



Masterspend Lever arm dispenser



Aluminium shelf instead of a dispenser



Handle for CLC

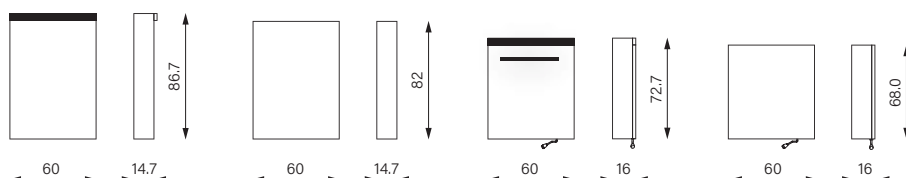


## Versions

(Left) Version with CWS cream, Paper dispenser and aluminium shelf as an example. (Right) Version with Masterspend hand and arm levers and paper dispenser.

## Colour

White





reddot winner 2023



# Schneider **LUNE** D2W

**Immerse yourself in a new realm of well-being: the round illuminated mirror captivates with mood lighting with Dim2Warm function, clean lines, and premium materials.**

## The moon has risen

Bright and clear in the sky, sleek and beautiful in your home: Schneider LUNE D2W, the round illuminated mirror with Dim2Warm function, captivates with clean lines and premium materials. The dimmable halo effect casts you and your home in a flattering light. Immerse yourself in the soothing ambience, in a new realm of well-being – for a moment of you-time.

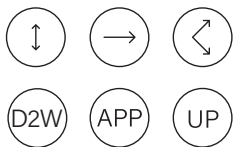
## Dim2Warm function

The glare-free light is emitted in an unbroken halo and can be continuously adjusted using the Dim2Warm function from bright daylight (6500 Kelvin with 100 percent luminosity) to warm white (2000 Kelvin with 30 percent luminosity).

## Winner of the Red Dot Award

The eye-catcher for bathrooms or entrance halls, the Schneider LUNE D2W, impressed the jury as well: in 2023, the illuminated mirror was awarded the internationally recognised Red Dot Award for good design.

## Properties



## Halo of light

The halo of light radiates seamlessly in a circle and always illuminates the face optimally without shadows.



## Light control

Light control by button on the lower edge of the illuminated mirror or via App.



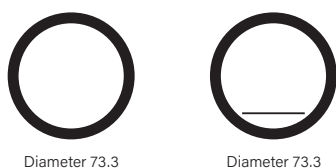
## Storage space

Optional glass shelf offers space for your favourite products.

## Colours

Ground stainless steel

Black matt





# Schneider **BORDO** TW

The Schneider BORDO TW illuminated mirror offers almost everything that the eponymous mirror cabinet does: shadow-free, glare-free, natural lighting with indirect, dimmable light in a choice of light colours.

## Shadow-free, indirect light


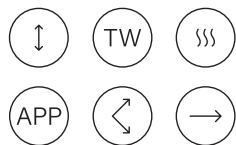
The only difference: this is just an illuminated mirror, with no cabinet. Because of this, it protrudes less from the wall and its appearance is even more delicate and light. The indirect arc of light generates the perfect lighting to evenly illuminate your face and the room in a flattering way, without casting any annoying shadows.

## Dimmable light and adjustable light colour

Thanks to the dimmable Tunable White light feature, the light colour can be changed according to your mood, from warm to cold and from romantic candlelight to bright daylight. Also available with mirror heating, for a clear view after a hot shower.

Like the spectacular and spell-binding cliffs of the Amalfi Coast. With Schneider BORDO TW, you will experience the perfect arc of light as a dramatic and unique design. For clean lines and elegant shapes.

## Properties



## Light colours

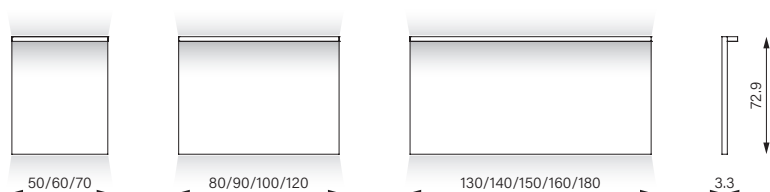
Dimmable Tunable White LED strip light, light colour from candlelight (2000 K) to bright daylight (6500 K).



## Membrane keypad

Easy-to-control lighting functions via integrated membrane keypad.

## Colours





# Schneider **GLOW** HCL

**A filigree strip light frames the Schneider GLOW HCL illuminated mirror. Premium LEDs and various lighting functions guarantee the utmost of well-being.**

Inspired by the play of light from rays of the evening sun reflected in Lake Walensee. Schneider GLOW HCL reveals the enchanting elegance of 360-degree luminosity and awakens emotions of very special moments of well-being.

## Functions and variants to meet every need

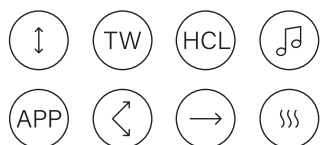
The light of the Schneider GLOW HCL illuminated mirror is steplessly dimmable. The high level of lighting comfort is enhanced by an automatic time-of-day control that is adapted to the biorhythm according to the principle of Human Centric Lighting (HCL). The light colour can also be controlled at will on the mirror or using the app – from romantic candlelight (2000 K) to bright daylight (6500 K).

With 12 options in a variety of widths up to 180 cm and in portrait formats of 90 cm and 180 cm, Schneider GLOW HCL is also ideal for entryways, dressing rooms, spa rooms and more.

## The illuminated mirror with an integrated sound system

The Schneider GLOW HCL illuminated mirror also features an optional sound system in hi-fi quality. Simply connect it to your bluetooth devices and your favourite music will accompany you in rich sound while you are at home. Also available with mirror heating, for a clear view after a hot shower.

## Properties



## App

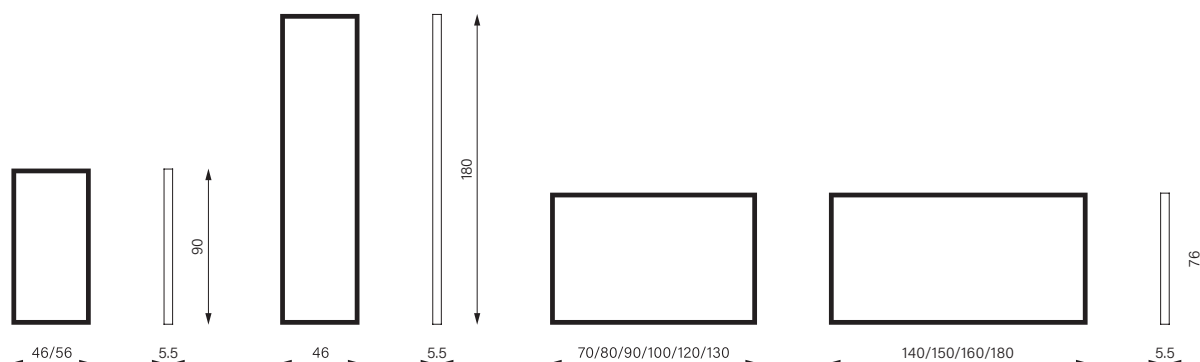
Convenient control of lighting functions using the integrated membrane keypad or via App.



## 2000 to 6500 Kelvin

Automatic time of day control system adjusts the light to the user's biorhythm with several brightness levels.

## Colours





# Schneider **GLOW** LED

**Schneider GLOW LED is the round illuminated mirror that combines the best of both worlds: indirect light creates an atmospheric ambience, while the direct light simultaneously illuminates your face with no glare.**

Inspired by the play of light from rays of the evening sun reflected in Lake Walensee. Schneider GLOW LED reveals the enchanting elegance of 360-degree luminosity and awakens emotions of very special moments of well-being.

## Simple design, round and on-trend


The combination of direct and indirect light in a round illuminated mirror makes Schneider GLOW LED the ideal choice for rooms such as a guest WC. With its round shape, which is as on-trend as the simple, pared-back design, it makes a real style statement.

## Ideal for a small bathroom


Combined with a main switch on the wall, Schneider GLOW LED eliminates the need for an additional light source in a small to medium-sized bathroom. The best LED quality currently on the market keeps energy consumption to a minimum.

You decide what light you want. Select from high-quality LEDs in 4000 K (neutral white) or 3000 K (warm white).

## Properties



Diameter 73



## Round and on-trend

Its simple design makes it the ideal choice in the guest bathroom.



## Illuminated mirror

Round illuminated mirror with direct and indirect light.

## Colour



White



# Schneider **STYLE LED**

**Aesthetics and a design that seems to float in the room. The soft, indirect light of the Schneider STYLE LED illuminated mirror emphasises a modern and stylish ambience for a place of relaxation.**

The Schneider STYLE LED is the first round illuminated mirror from Schneider. With its of-the-moment design, it makes a striking contrast to rectilinear architecture and simple, angular furniture design, whether in the bathroom, hallway or even the living room.

## Play of light and shadow


Behind the mirror is an LED strip light, which radiates light in a complete 360° circle, creating an interplay of light and shadow on the wall.

## A fresh perspective on mirrors


Think outside the box: curves are in. Schneider STYLE LED is a revolutionary new take on illuminated mirrors for the home – or even in bathrooms and WCs in hotels and business premises.

You decide what light you want. Select from high-quality LEDs in 4000 K (neutral white) or 3000 K (warm white).

## Properties



Diameter 73



## Indirect light

A stylish eye-catcher also for the living room or entrance hall.



## LED strip light

Indirect 360° illumination from LED strip light running behind the mirror.

## Colour



White



# Schneider **ARANGA** LED

**Contemporary lighting technology with stylish simplicity. The Schneider ARANGA LED illuminated mirror brings discreet elegance to the bathroom, thanks to the narrow double strip light in the mirror surface.**

ARANGA is the word of the Maori indigenous people for a new beginning. You will encounter this feeling every day with a motivated smile in your mirror cabinet or illuminated mirror.

## A relaxing atmosphere

The indirect, individually switchable strip lights above and below the illuminated mirror create an atmosphere of well-being. The LEDs are available in warm white (3000 K) or neutral white (4000 K).

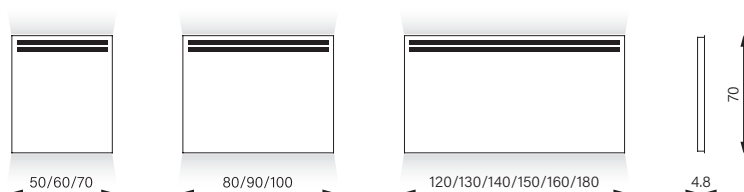
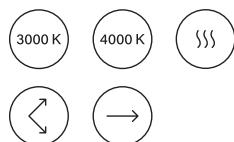
## A wide range of sizes

The Schneider ARANGA LED range includes a variety of models ranging from 50 cm to 180 cm wide, so your new illuminated mirror will fit your bathroom perfectly. Smart: the frame can be mounted and rotated by 180°, allowing space for switches and sockets to be included.

## Visibility with mirror heating


The Schneider ARANGA LED illuminated mirror has another clever feature: it can be extended with up to three mirror heating elements. This ensures a clear view – even after a hot shower.

## Properties



## Light selection

Light in neutral white (4000 K) or warm white (3000 K). Indirect LED lighting above and below, which can be activated individually.



## Strip light

A narrow double strip light illuminates the face directly.

## Colour

White



# Schneider **LOW** plus LED

The classic Schneider LOW, the cost-effective mirror cabinet series from Schneider with its incomparable cubic lighting shape, is now receiving a new addition in the form of an illuminated mirror.

Thin, elegant, simple. That's how the Schneider LOW plus LED illuminated mirror appears in bathrooms, guest toilets or entrance halls. Its understated, neutral simplicity makes it perfect for large blocks of rental apartments.

## Pared-back quality

Despite being pared back to the essentials, Schneider LOW plus LED is manufactured to Schneider's famously reliable quality – in Switzerland, naturally.

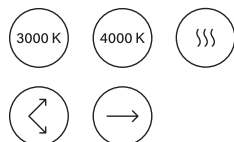
## Ideal illumination

The two narrow LED strip lights, seamlessly recessed into the top and bottom edge of the mirror, reinforce the elegant appearance and are ideal for illuminating small to medium-sized rooms.

You decide what light you want. Select from high-quality LEDs in 4000 K (neutral white) or 3000 K (warm white).

Thanks to various dimensions in landscape and portrait format, and optional mirror heating for clear visibility after a hot shower, the illuminated mirror can be integrated into any bathroom.

## Properties



## LED light strip

Perfect lighting of the basin thanks to light below.

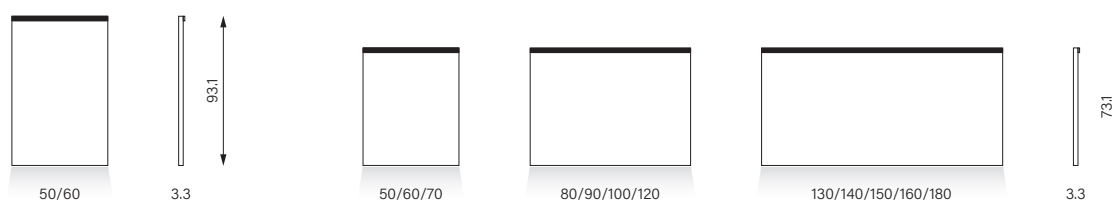


## Direct light

Direct light shines on the beholder and illuminates the face.

## Colour

White



# Detailed features



## **Dimmable**

Mirror cabinet with adjustable light brightness.



## **Tunable White**

Adjustable light colour – from warm candlelight to cold make-up light.



## **Dim2Warm**

Automatically adjusts the brightness to the most pleasant atmosphere.



## **Human Centric Lighting**

Adaptable lighting – from minimal lighting for orienting at night to make-up lighting in the morning.



## **4000 K**

Cool, white light ideal for brightly lighting your bathroom and face.



## **3000 K**

Pleasantly warm, white light ideal for everyday bathroom lighting.



## **Direct light**

Direct light shines on the beholder and illuminates the face.



## **Indirect light**

Glare-free light radiates upwards or downwards.



## **App**

Change the light colour and brightness for each time of day via app.



## **Continuously adjustable glass shelves**

The beloved Schneider system featuring continuously adjustable glass shelves.



## **Hinges and dampers**

Hinged doors with soft door closure, robust hinge technology for smooth and quiet closing.



## **Mirror heating**

Prevents fogging up caused by steam.



## **Hi-fi sound system**

Bluetooth sound system can be connected to your smartphone.



## **Recessed mounting**

The mirror cabinet can be installed in the wall for less protrusion.



## **Installation frame**

INSTALLATION FRAME universal for flush mounting.

Further information:



 **swissmade**

### **General note:**

Dimensions are nominal dimensions. The actual sizes can be found in our dimensioned sketches/assembling instructions. The same applies to the design and positioning of our sockets. The documents are available for download on our website or on request.

# Product overview



Schneider mirror cabinets															Pages
Schneider <b>LUNE</b> D2W	●		●				●	●	●					●	10/11
Schneider <b>BORDO</b> TW	●	●					●	●	●	●	●			●	12/13
Schneider <b>FILO</b> HCL	●	●		●			●		●	●	●			●	14/15
Schneider <b>GLOW</b> classic HCL	●	●		●			●	●	●	●	●			●	16/17
Schneider <b>GLOW</b> D2W	●		●				●	●	●	●	●			●	18/19
Schneider <b>STYLE</b> TW	●	●						●	●	●	●			●	20/21
Schneider <b>ARANGA</b> TW	●	●					●	●	●	●	●			●	22/23
Schneider <b>GRACE</b> TW	●	●					●	●	●	●	●				24/25
Schneider <b>LOW</b> plus LED	●				●	●	●	●		●	●			●	26/27
Schneider <b>LOW</b> basic LED	●				●	●	●			●	●			●	28/29
Schneider <b>EASY</b> LED					●	●	●			●	●				30/31
Schneider <b>EASY</b>										●	●			●	32/33
Schneider <b>CARE</b> LED					●	●	●			●	●				34/35

Schneider illuminated mirrors															Pages
Schneider <b>LUNE</b> D2W	●		●				●	●	●					●	36/37
Schneider <b>BORDO</b> TW	●	●					●	●	●			●			38/39
Schneider <b>GLOW</b> HCL	●	●		●			●	●	●			●	●		40/41
Schneider <b>GLOW</b> LED					●	●	●	●							42/43
Schneider <b>STYLE</b> LED					●	●		●							44/45
Schneider <b>ARANGA</b> LED					●	●	●	●				●			46/47
Schneider <b>LOW</b> plus LED					●	●	●	●				●			48/49



#### Headquarters

W. Schneider+Co AG  
Büntenrietstrasse 12  
8890 Flums  
Switzerland

+41 81 552 25 25  
[info.ch@wschneider.com](mailto:info.ch@wschneider.com)  
[www.wschneider.com](http://www.wschneider.com)



#### Subsidiary

Schneider Mirrors Limited  
Innovation Centre  
Gallows Hill  
Warwick  
CV34 6UW  
United Kingdom

Phone 01926 217860  
[info.uk@wschneider.com](mailto:info.uk@wschneider.com)  
[www.wschneider.com](http://www.wschneider.com)



Print product with financial  
**climate contribution**  
ClimatePartner.com/53385-2410-1010

