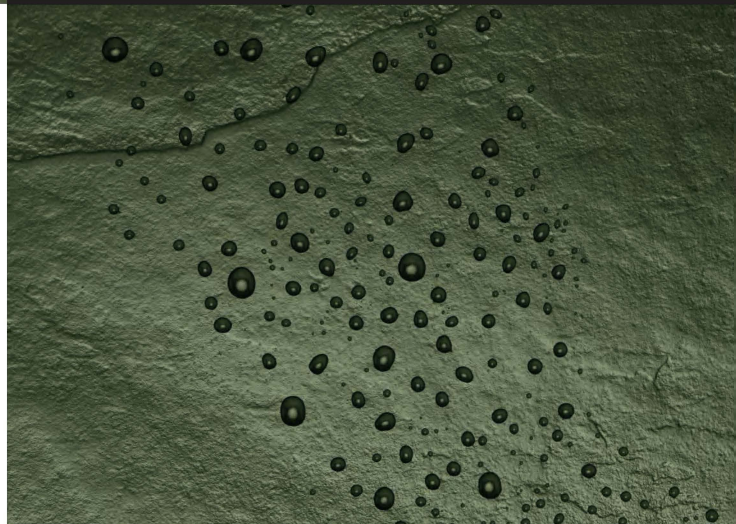


SolidSoft

Flexible Shower Tray


GOOD PRACTICE GUIDE FOR INSTALLERS



Product description

SolidSoft is a new concept, a latest-gen material patented and developed in collaboration with Bayer Material Science. SolidSoft is based on a highly versatile material, featuring low-density polyurethane which, thanks to a high-pressure process, is endowed with a "skin" that responds exceptionally well to water. SolidSoft is a ready-to-install shower tray of 30 mm thickness molded to include a sloped floor and drain hole. SolidSoft is a long-lasting product, anti-bacterial and highly resistant to UV radiation and against impacts.

SolidSoft shower tray is available in four different colors:



Square Drain



Linear Drain



Removable drain cover

Standard delivery with drain and stainless steel grill



Anti-slip Class B

Shower tray with natural anti-slip resistance



Anti-bacterial

The material contains a component which prevents from bacteria and fungi proliferation



Resistance to scratches

Unbeatable resistance to impacts. Medium-high scratch resistance level to scratches and good resistance to abrasion



Silent

SolidSoft is a noise absorbing shower tray that accomplishes Swiss norm SIA 181:2006 Result: 35dB



UV Radiation Resistance

High resistance to UV radiation, tested according to norm EN ISO 4586- 2. Excellent result (Number 5)



10 years warranty

The manufacturer's warranty covers the long-lasting characteristics like antibacterial properties, high resistance to UV radiation and waterproof skin and watertightness to the drain



Easy to transport

SolidSoft comes in a manageable box, allowing it to be loaded, transported and handled by just one person in a simple and convenient way (weights 15 lb. per m²).



Easy to install

Integrated slope. It is easily installed, in a clean and simple way, saving time and money. See installation at:

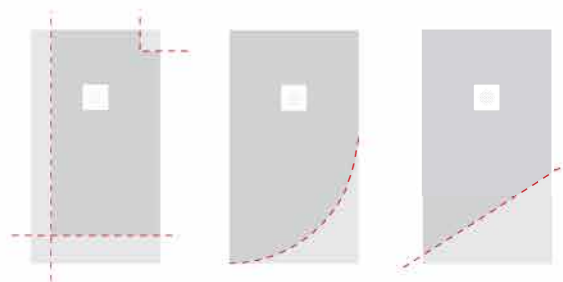
www.solidsoft-tray.com

Bespoke service

IN FACTORY

SolidSoft shower trays can be installed in difficult or unusual spaces because they can be customized in any length to non-standard sizes between 100 cm and 206 cm.

Cutting and sealing should be carried out by qualified personnel which guarantees a perfect finishing and sealing of the product.




ON SITE

If despite a bespoke service there is a need to cut off the shower tray for a final adjust to the bathroom area, it must be done by specialized personnel and only on edges which that will eventually be against the wall.

You can order the sealing on site kit that contains the components best suited with **SolidSoft**. This type of intervention is not under manufacturer's warranty.

SOLIDSOFT WATERPROOF KIT (ONLY ON SITE)

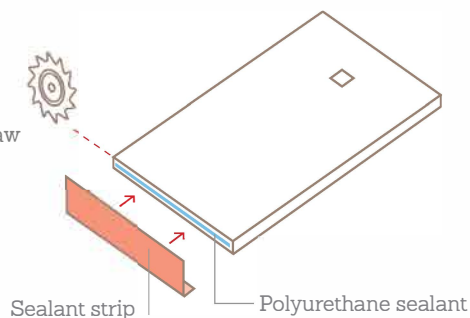
High curing speed sealant (e.g. Sikaflex 252) or Sikaflex 11 FC



Sealant strip



Fine circular saw blade 46 tooth (laminar)



Installation

The materials and tools needed to install the SolidSoft tray can be found in specialized construction stores.

Installation kit available to order.

SOLID SOFT INSTALLATION KEY COMPONENTS

Polyurethane sealant (e.g. SikaFlex FC11, Soudaflex 20 LM or similar)



Neutral curing sanitary grade silicone



Bedding adhesive (self levelling one component polyurethane adhesive e.g. SikaFlex-228 or similar)



Sealant strip



Do not use cement based or rigid sealants.

For wooden floor installation use only water free parquet adhesives based upon polymers to bed the SolidSoft down (e.g. SikaBond-52, Sikaflex-228, Soudal SMX-15P or similar).



See installation videos at:
www.solidsoft-tray.com

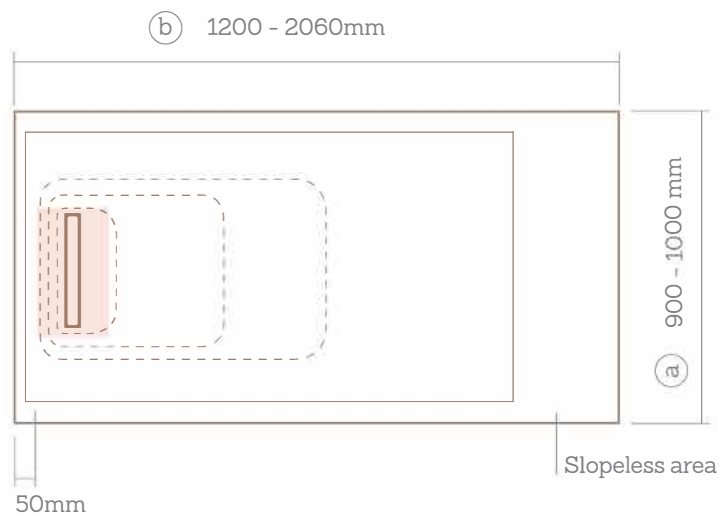
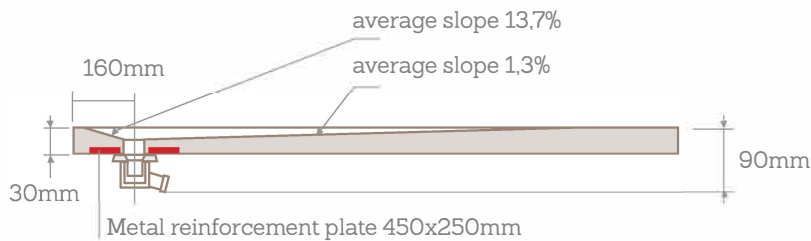
Linear Drain

SolidSoft Linear Drain design includes a sloped area and non-sloped area, as shown in the following sketches. Two different widths and four standard lengths are available for this design.

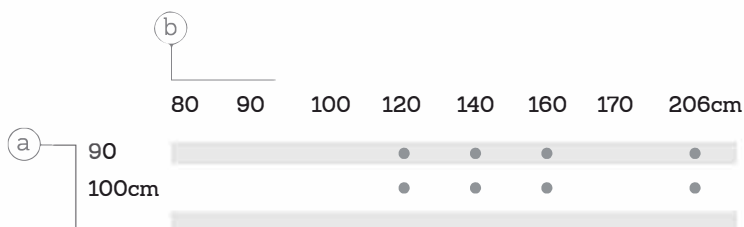


Shower tray weight

9-18 Kg



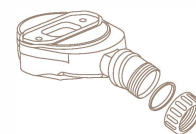
MEASURES



Maximum tolerance: $\pm 0.6 \%$

ACCESORIES

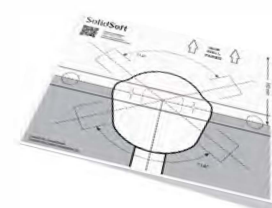
The SolidSoft shower tray comes with the waste trap and a removable drain cover in brushed stainless steel.



Orientable drain 6 cm height
Connection size 40 mm



The drain cover is also available in matt white, matte black, copper and brushed gold at an additional cost.



Installation jig

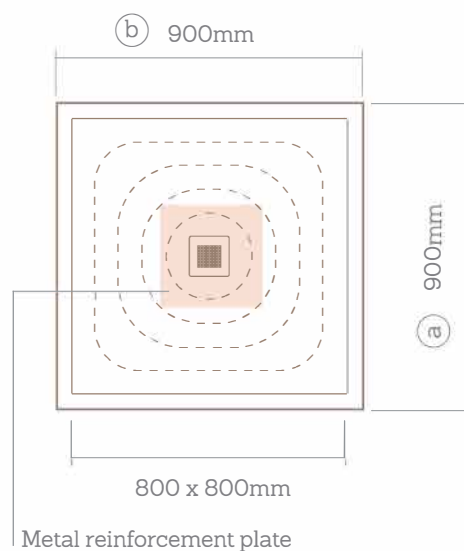
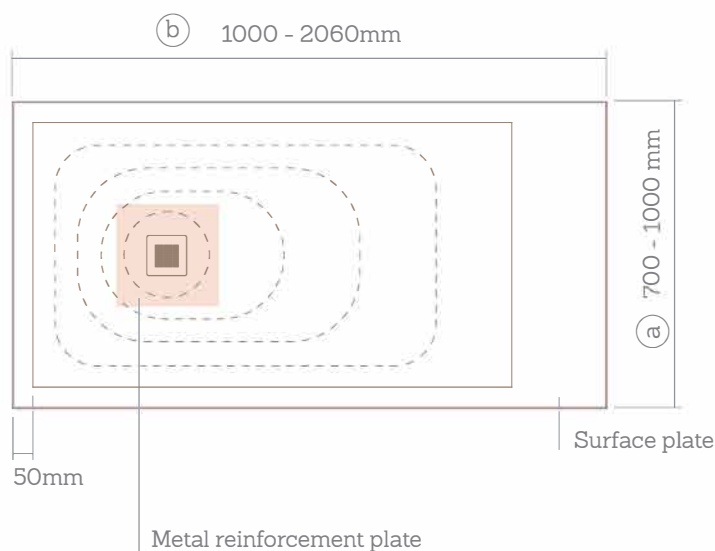
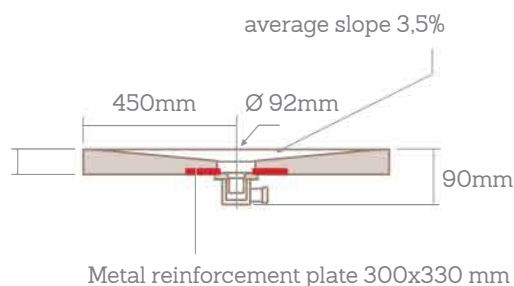
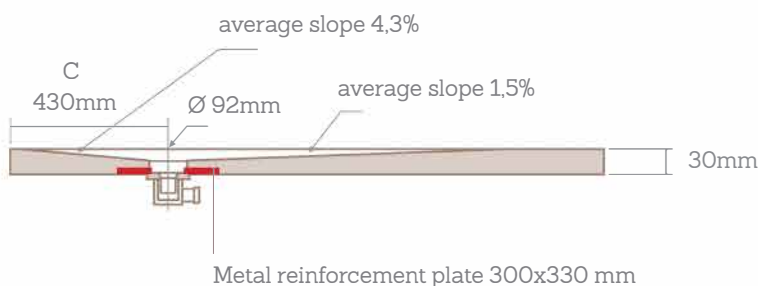
Square Drain

SolidSoft Square Drain design includes a sloped area and non-sloped area, as shown in the following sketches where different standard sizes are shown for rectangular and square designs.

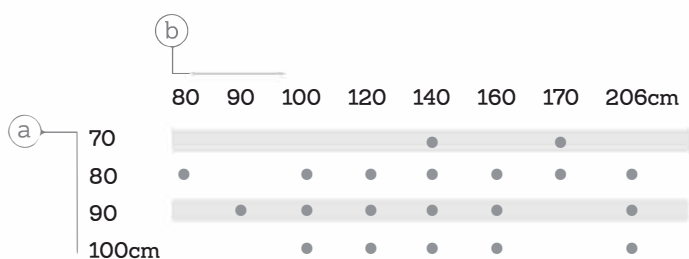


Shower tray weight

7-18 Kg



MEASURES



Value of distance C: 43 cm

Square shower trays with center drain location


Maximum tolerance: $\pm 0.6 \%$

ACCESSORIES

SolidSoft shower tray is delivered with a drain, stainless grill/ additional cost for colour matched grill

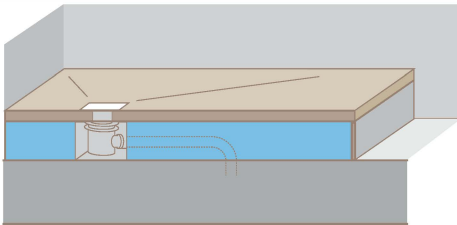


Waste trap 6 cm height
Connection size 40 mm

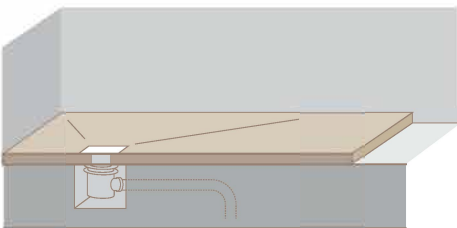


Removable **SolidSoft** grill in stainless steel or colour matched grill

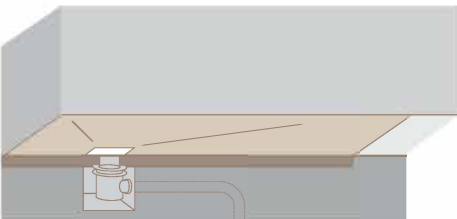
INSTALLATION



Raised above floor installation

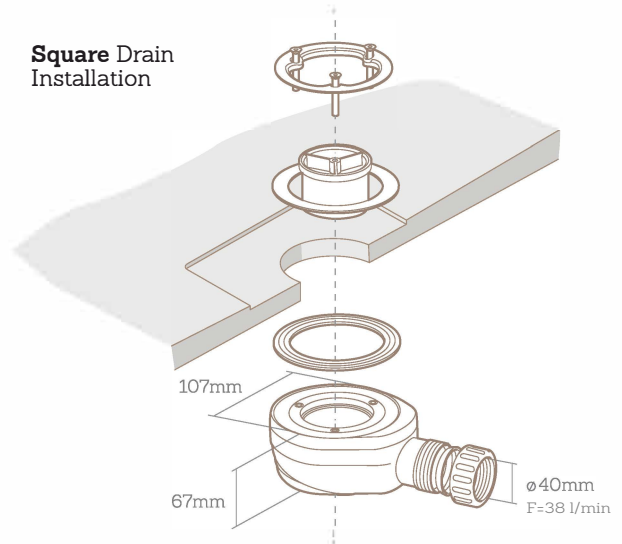


Flat to floor installation

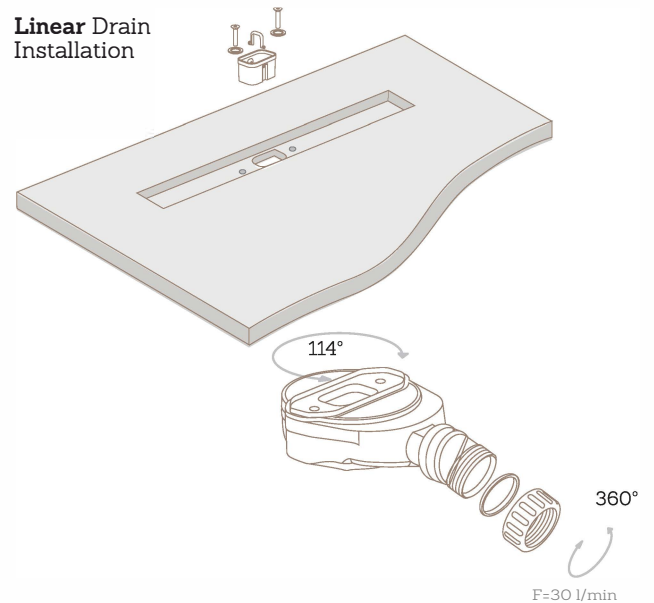


Sunken into floor installation

Square Drain Installation



Linear Drain Installation

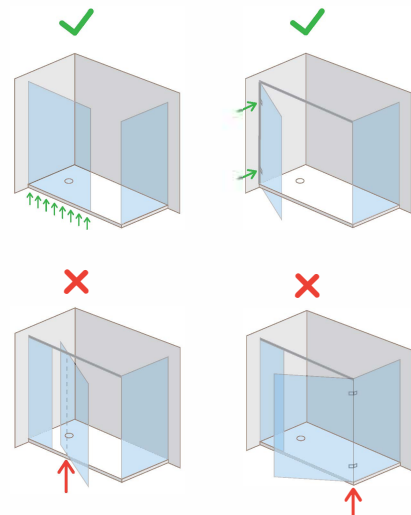


Wall installation

SolidSoft allows the installation of glass shower enclosures resting on them in the same way as on an acrylic or resin shower trays. The product indentation due to compression of a thick glass wall of 8 mm (40 kg per Linear meter) is -0,2 mm.

Install walls in which the weight is distributed longitudinally or supported by the wall. Do not use screws to install the shower screen of the shower tray.

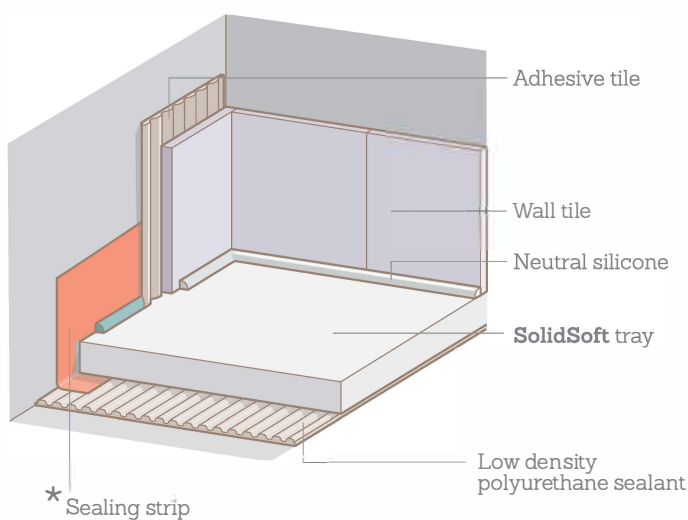
To fix the screen on the shower tray you can only use **neutral curing sanitary silicone**.



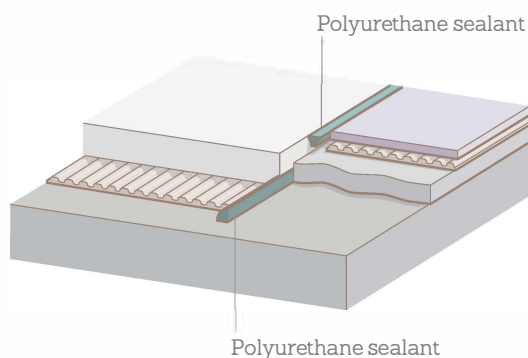
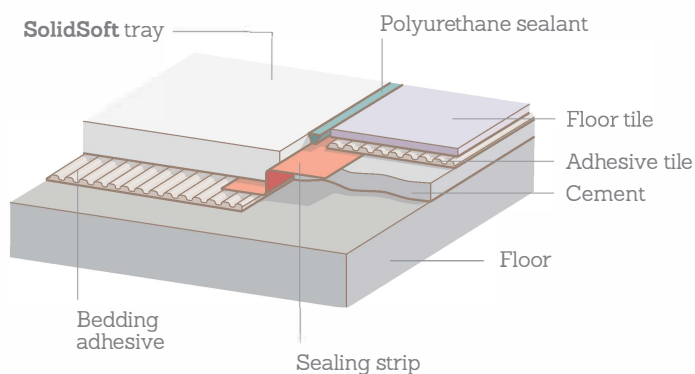
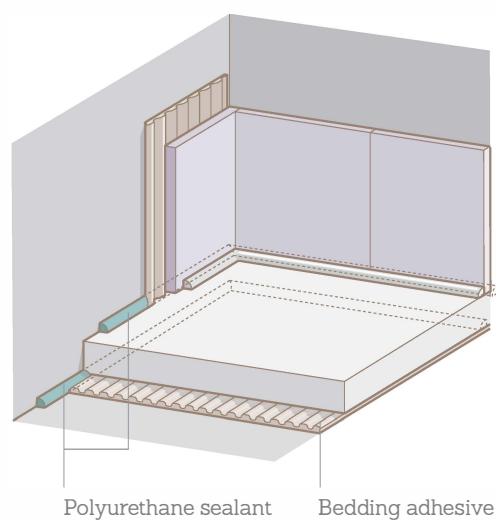
Sealing and **finishing**

For a perfect waterproof, insulate with a perimetral filler of sealant and apply the bedding adhesive. The ultra-thin and flexible tape integrates easily and securely into the bathroom's composite sealing, complying with DIN 18534. Sealing tape can be pre-installed in the SolidSoft shower tray on request.

WITH SEALING STRIP



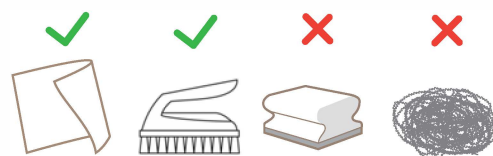
WITHOUT STRIP



* Sealing strip can be pre-installed in the shower tray on request.

Cleaning after installation

To clean the remaining adhesive cement and mortar it is recommended to use sanitary cleaner or a DETERDEK remover (FILA). Use a soft brush to remove dirt. Never use scour pads or solvents, alkaline, acids or abrasives. After cleaning, rinse with plenty of water.



Properties of the material



Anti-slip

Tested according to DIN 51097:1992 Result: Class B



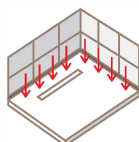
Antibacterial

The material contains a component that prevents the growth of bacteria. Tested according to norm ISO 22196



Silent

Unique acoustic absorption thanks to the use of an organic material based on polyurethane. Tested according to SIA 181. Result: 35 dB



High resistance to compression

Outstanding resistance against concentrated loads, reliability adhesion for silicone joints area.



Scratch resistance

High resistance to impacts. Medium resistance to scratches and good resistance to abrasion. Tested according to norms EN 15186:2012 and ISO 4586-2



Resistance to UV radiation

High resistance to UV radiation, tested according to the norm EN ISO 4586-2 P. 32 Result: Excellent (Number 5)

Resistance to commercial cleaning agents

The ideal way to clean SolidSoft is to rinse them regularly, using a soft dampened sponge and finish with a soft dry cloth. With dark colors we recommend drying the shower tray after use to avoid lime deposits. Clean light dirt with neutral detergents or mild cleaning products for bathroom. Occasionally use a non-abrasive scouring pad or a soft brush to remove any stubborn stains. Do not allow cleaners to soak on surfaces. Clean, rinse and wipe immediately afterwards. Never use a product such as chemical dyes, strong pigmentation substances, solvents, strong acids or oxidants (eg chlorine bleach) on the shower tray. In case of contact rinse with soap and water immediately afterwards.

Chemical cleaners *	Time exposure and assessment *			
	SolidSoft black tray		SolidSoft white tray	
	> 2h	24h	> 2h	24h
Chlorine bleach	No visible changes	Minor changes in gloss level and/or color, only visible from certain angles & moderate changes for acidic cleaning chemicals (e.g. Hydrocl. Acid) & acetone	Slight change in color for chlorinebased bleach (e.g. Cillit Bang Black) or acidic cleaning chemicals (e.g. Hydrocl. Acid)	
Hydrochloric Acid				
Cillit Bang Black Mould remover				
Viakal Anti-Limescale				
Acetone				
Deterdek Fila (Acid-reaction cleaner)	No visible changes	No visible changes	No visible changes	No visible changes
Hydrogen peroxide (3%)				
Ammonia				
Ethyl alcohol				
Mr. Clean Bathroom				
KH 7 anti-grease				
Vinegar				
Liquid detergent Luzil				
Floor cleaner (Ind. Catalá)				
Pronto Soapy				

* A few drops of chemical cleaner are deposited on the shower receptor sample and it is covered with a watch-glass during the exposure time.

Certified by:



SolidSoft

www.solidsoft-tray.com

Avda de los Deportes 21
46600 Alzira (Valencia)
+34 962 369 188
www.solidsoft-tray.com