

A GLOBAL FAMILY OF BRANDS



## FLUSHING TECHNOLOGY

PRODUCT CATALOGUE 2024









## COMPLETE RANGE OF SANITARY SOLUTIONS

Fluidmaster is a global supplier of an extensive range of sanitary solutions, actively sold under the Fluidmaster®, LIV®, SCHWAB® and WISA® brands.

The enduring strength of Fluidmaster is based upon our never ending focus on customer satisfaction and innovation in all that we do.

We believe this focused and strategic approach to global growth is the best way to expand our footprint on a market by market basis as well as to support our manufacturing, distribution and business partners worldwide.

Through our recognized strong brands, now enhanced with Fluidmaster flushing technology, we provide a complete range of high quality products: concealed and exposed cisterns, frames for urinals, washbasins and bidets, shower drains and traps, toilet seats, fill and flush valves as well as many other accessories for the bathroom or sanitary environment.

Discover the world of flushing technology solutions.



★ headquarters

◆ manufacturing

● sales office / distribution





---

Wir wissen wie.

---

<b>7</b>	<b>DUPLO ELEMENTS</b>	
	DUPLO WC ELEMENTS.....	9
	DUPLO WC ELEMENTS 380.....	9
	DUPLO WC ELEMENTS 189.....	13
	DUPLO WC ELEMENTS 199.....	15
	DUPLO WC ELEMENTS 387.....	16
	DUPLO WC ELEMENTS 198.....	17
	DUPLO URINAL ELEMENTS.....	19
	DUPLO WASHBASIN ELEMENTS.....	21
	DUPLO BIDET ELEMENTS.....	23
	DUPLO OTHER ELEMENTS.....	24
	DUPLO ACCESSORIES.....	26
<b>29</b>	<b>VARIOTRONIC</b>	
<b>33</b>	<b>SET WC AND UP CONCEALED CISTERNS</b>	
	SET WC 380.....	35
	SET WC 189.....	35
	SET WC 199.....	37
	SET WC 198.....	37
	UP 380.....	38
	UP 189.....	39
	UP 199.....	39
	UP 198.....	40
	UP 387.....	41
	ACCESSORIES.....	42
<b>45</b>	<b>SMART SANITARY WARE</b>	
	URINAL PACKS.....	47
<b>49</b>	<b>FLUSHING PLATES AND FLUSHING SYSTEMS</b>	
	FLUSHING PLATES FOR WC ELEMENTS	
	380 AND 399.....	51
	FLUSHING PLATES FOR WC ELEMENTS	
	189 AND 198.....	59
	FLUSHING PLATES FOR WC ELEMENTS 199.....	63
	FLUSHING PLATES FOR WC ELEMENTS 387.....	67
	ACCESSORIES.....	72
	FLUSHING PLATES FOR URINAL.....	74
	FLUSHING SYSTEMS.....	76
<b>81</b>	<b>EXPOSED FLUSHING CISTERNS</b>	
	LOW HANGING CISTERNS.....	83
	CORNER CISTERN.....	86
	MONOBLOCK CISTERN.....	86
	ACCESSORIES.....	87
<b>89</b>	<b>TOILET SEATS</b>	
	TOILET SEATS.....	91
	HINGES.....	97
	BUFFERS.....	97
<b>99</b>	<b>ACCESSIBLE PRODUCTS</b>	
<b>107</b>	<b>VALVES</b>	
	FILL VALVES 747.....	110
	FILL VALVES 400.....	111
	FILL VALVE HDV.....	112
	FILL VALVE HMK.....	112
	FLUSH VALVE 550.....	112
	FLUSH VALVE 820.....	113
	KITS FILL & FLUSH VALVE.....	113
<b>117</b>	<b>ACCESSORIES</b>	
	FLUSH PIPES.....	118
	WC CONNECTORS.....	121
	WC DISCHARGE ELBOWS.....	124
<b>127</b>	<b>SHOWER DRAINS</b>	
	SHOWER DRAINS, PLASTIC FRAME.....	131
	SHOWER DRAINS, STAINLESS STEEL FRAME.....	133
	SHOWER DRAINS TO THE WALL,	
	STAINLESS STEEL FRAME.....	135
	GRIDS.....	138
	ACCESSORIES.....	139
<b>141</b>	<b>SPARE PARTS AND EXPLODED VIEWS</b>	
	SPARE PARTS.....	143
	SPARE PARTS FOR CONCEALED	
	FLUSHING CISTERNS.....	149
	SPARE PARTS FOR EXPOSED	
	FLUSHING CISTERNS.....	175
<b>209</b>	<b>GENERAL TERMS AND CONDITIONS</b>	



# EXPERIENCE AND LONG TRADITION

All SCHWAB products are distinguished by technical excellence and design perfection,  
created for a living comfort.

A number of innovations, which are the foundation for quality and reliability of products and  
services, are the result of experience and knowledge collected through 100-years of tradition in  
developing sanitary installation products.

Schwab brand unveils planners plenty of room for high-quality and creative sanitary solutions, while  
it combines quality, durability and design in a convincing manner.



Reliable operation with long guarantee period: 10 years guarantee for concealed and exposed flushing cisterns, and fill valves.



25 years of original spare parts availability for concealed and exposed flushing cisterns.



High capacity: correctly installed toilet bowl can easily carry a 400 kg load.



Perfectly insulated flushing cisterns with extremely silent filling valve enable remarkably silent function.



SCHWAB products enable very quick and simple installation, suitable for different bathroom ambience and very flexible when speaking about installation methods. Water connection is possible on the left side, the right side or the middle of the back.



SCHWAB flushing cisterns are equipped with dual flushing technique, thus contributing to a more responsible use of drinking water.



Moisture free: flushing cistern are made of high quality material and insulated against condensation.



High endurance: the durability test of the reliability of the flush valve operation includes 50,000/200,000 flushing cycles with alternating use of large and small quantities (in accordance with the requirements of the EN 14055:2018 standard).



SCHWAB products are designed in accordance with the latest trends regarding equipment for bathroom and sanitary facilities which includes both mounting solutions that contribute to facilitating the maintenance of excellent purity as well as the use of nature and human friendly materials.



Sanitary electronics represent the best solution hygiene issues. With SCHWAB no-contact flushing system, we are offering you the solution - a particularly sensitive sensor detects the movement of your hands or body.

# COMPLETE SOLUTIONS



Our concealed systems offer you the possibility to solve all construction projects in a simple way and according to the requirements on the construction site. Whether new buildings or renovation - whether public or private - with our products, each sanitary room gets an optical highlight.

The line of concealed systems is the perfect choice for bathroom and sanitation facilities equipment. The perfect feature of economical and silent flushing is invisible in the room and aesthetically compatible with the bathroom equipment of your choosing due to our wide selection of flushing plates.

In addition, products have a 10-year warranty (with the exception of rubber and electronic parts) and 25 years availability of spare parts.



# DESIGN IN FUNCTION



## 110 years of innovations

A number of innovations, which are the foundation for quality and reliability of products and services, are the result of experience and knowledge collected through over 100-years of tradition in developing flushing technology solutions.



## Water is our passion

Water – the source of life and our inspiration. Fluidmaster strives to develop solutions that are kind to people while keeping in mind the quality of life and responsibility towards the natural environment.



## Worldwide presence

Through our recognized strong brands we provide a complete range of high-quality products all around the globe. Chosen by plumbers, architects, ceramic manufacturers and consumers around the world, we are known for our performance and technology, quality, durability, ease of installation, and innovation.



## Customer satisfaction

Customer satisfaction is our never ending focus in everything we do. And we do it with passion.





The line of concealed systems is the perfect choice for bathroom and sanitation facilities equipment. The perfect feature of economical and silent flushing is invisible in the room and aesthetically compatible with the bathroom equipment of your choosing due to our wide selection of flushing plates.

## 9 DUPLO WC ELEMENTS

9 DUPLO WC ELEMENTS 380

13 DUPLO WC ELEMENTS 189

15 DUPLO WC ELEMENTS 199

16 DUPLO WC ELEMENTS 387

17 DUPLO WC ELEMENTS 198

19 DUPLO URINAL ELEMENTS



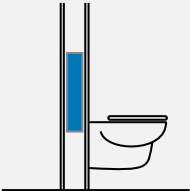
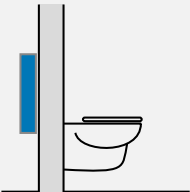


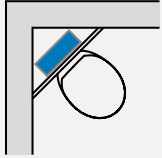

21 DUPLO WASHBASIN ELEMENTS

23 DUPLO BIDET ELEMENTS

24 DUPLO OTHER ELEMENTS

26 DUPLO ACCESSORIES

DUPLO WC ELEMENTS - THE WORLD OF SOLUTIONS

Installation		WC ELEMENTS					
		380	189	189A	199	387	198*
Plasterboard							
Light walls							
Behind wall							
Corner							

\* Phase out product, check availability

## DUPLO WC 380 PREMIUM



### Installation method

- Installation in prefabricated walls, pre-wall installation in dry walls, universal installation into solid walls

### Properties

- Supporting, blue powder coated WC element, square profile 40x40 mm with pre-assembled 380 UP concealed cistern
- Frontal flushing, for start-stop (6 L) or dual flushing (3/6 L)
- Flush volume adjustable between 6 and 7.5 L
- Pre-assembled wall brackets and adjustable feet (0-200 mm)
- Water connection possibility on two positions
- Fully insulated against condensation

### Special features

- Quiet hydraulic fill valve (Noise class 1 ISO 3822)
- Support legs equipped with brake for easier installation, rotating plate (90°)
- Depth adjustable drain elbow (+/-20 mm)

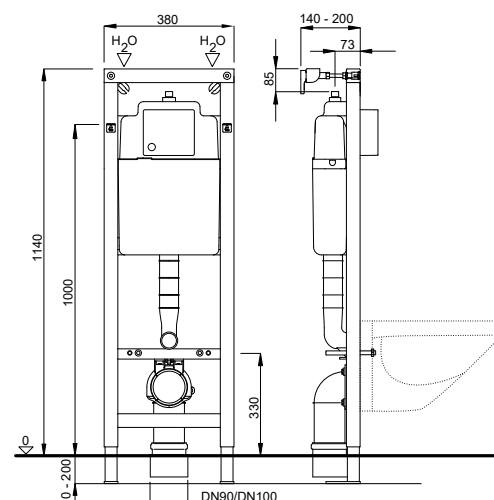
### Product contains

- Concealed cistern equipped with pre-installed stop valve – top middle
- Water connection G 1/2
- PE drain elbow Ø 90 mm with seal
- Eccentric PE adapter Ø 90/110 mm with seal
- Complete installation and fixing materials

Flushing plate needs to be ordered separately

CE EN 14055 - CL1 - 6 - NL I - VR I

### Technical drawing



### Matching flushing plates on pages 51-57



Article number: 4060452506

EAN-Code: 8711778213760

Packing: 28 Pcs./Pallet

## DUPLO WC 380



### Installation method

- Installation in prefabricated walls, pre-wall installation in dry walls, universal installation into solid walls

### Properties

- Supporting, blue powder coated WC element, square profile 40x40 mm with pre-assembled 380 UP concealed cistern
- Frontal flushing, for start-stop (6 L) or dual flushing (3/6 L)
- Flush volume adjustable between 6 and 7.5 L
- Pre-assembled wall brackets and adjustable feet (0-200 mm)
- Water connection possibility on four positions
- Fully insulated against condensation

### Special features

- Quiet hydraulic fill valve (Noise class 1 ISO 3822)
- Depth adjustable drain elbow (+/-20 mm)

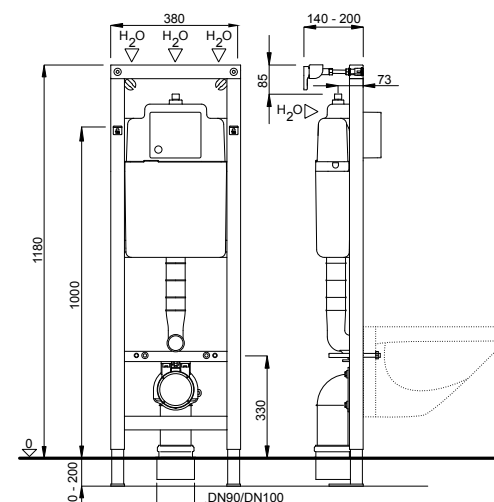
### Product contains

- Concealed cistern equipped with pre-installed stop valve – top middle
- Water connection G 1/2
- PE drain elbow Ø 90 mm with seal
- Eccentric PE adapter Ø 90/110 mm with seal
- Complete installation and fixing materials


Flushing plate needs to be ordered separately

CE EN 14055 - CL1 - 6 - NL I - VR I

### Technical drawing



### Matching flushing plates on page 51-57



Article number: 4060452701

EAN-Code: 8711778213777

Packing: 28 Pcs./Pallet



## DUPLO WC 380 4/2 lit.



### Installation method

- Installation in prefabricated walls, pre-wall installation in dry walls, universal installation into solid walls

### Properties

- Supporting, blue powder coated WC element, square profile 40x40 mm with pre-assembled 380 UP concealed cistern
- Frontal flushing, for start-stop (4 L) or dual flushing (2/4 L)
- Flush volume adjustable between 4 and 4.5 L
- Pre-assembled wall brackets and adjustable feet (0-200 mm)
- Water connection possibility on four positions
- Fully insulated against condensation

### Special features

- Quiet hydraulic fill valve (Noise class 1 ISO 3822)
- Depth adjustable drain elbow (+/-20 mm)

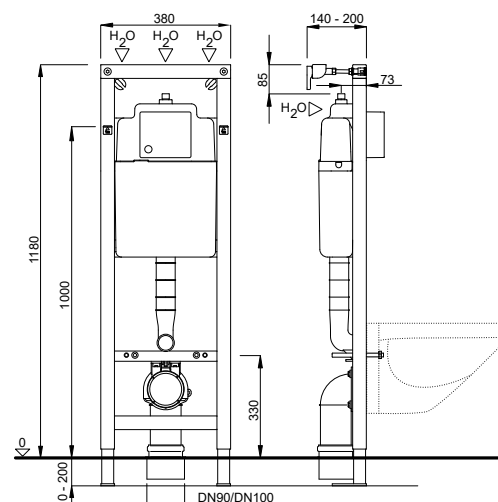
### Product contains

- Concealed cistern equipped with pre-installed stop valve – top middle
- Water connection G 1/2
- PE drain elbow Ø 90 mm with seal
- Eccentric PE adapter Ø 90/110 mm with seal
- Complete installation and fixing materials

Flushing plate needs to be ordered separately

CE EN 14055 - CL1 - 4 - NL I - VR I

### Technical drawing



### Matching flushing plates on pages 51-57



Article number: 4060452715  
EAN-Code: 8711778213807  
Packing: 28 Pcs./Pallet

## DUPLO WC 380 6 lit.



### Installation method

- Installation in prefabricated walls, pre-wall installation in dry walls, universal installation into solid walls

### Properties

- Supporting, blue powder coated WC element, square profile 40x40 mm with pre-assembled 380 UP concealed cistern
- Frontal flushing, for start-stop (6 L) or dual flushing (3/6 L)
- Flush volume maximum 6 L
- Pre-assembled wall brackets and adjustable feet (0-200 mm)
- Water connection possibility on four positions
- Fully insulated against condensation

### Special features

- Quiet hydraulic fill valve (Noise class 1 ISO 3822)
- Depth adjustable drain elbow (+/-20 mm)

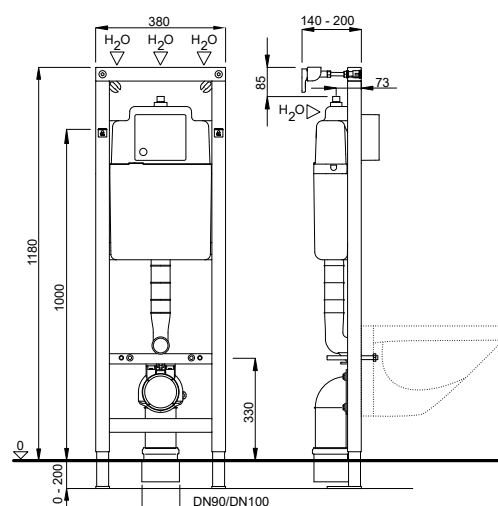
### Product contains

- Concealed cistern equipped with pre-installed stop valve – top middle
- Water connection G 1/2
- PE drain elbow Ø 90 mm with seal
- Eccentric PE adapter Ø 90/110 mm with seal
- Complete installation and fixing materials

Flushing plate needs to be ordered separately

CE EN 14055 - CL1 - 6 - NL I - VR I

### Technical drawing



### Matching flushing plates on pages 51-57



Article number: 4060452740  
EAN-Code: 8711778213883  
Packing: 28 Pcs./Pallet



## DUPLO WC 380 IN.CON.16x2 112 cm



### Installation method

- Installation in prefabricated walls, pre-wall installation in dry walls, universal installation into solid walls

### Properties

- Supporting, blue powder coated WC element, square profile 40x40 mm with pre-assembled 380 UP concealed cistern
- Frontal flushing, for start-stop (6 L) or dual flushing (3/6 L)
- Flush volume adjustable between 6 and 7.5 L
- Pre-assembled wall brackets and adjustable feet (0-200 mm)
- Water connection on the left side
- Fully insulated against condensation

### Special features

- Quiet hydraulic fill valve (Noise class 1 ISO 3822)
- Suitable for multi-layer composite pipe 16 x 2 PE-Xc/AL/PE-Xc from Henco
- Depth adjustable drain elbow (+/-20 mm)

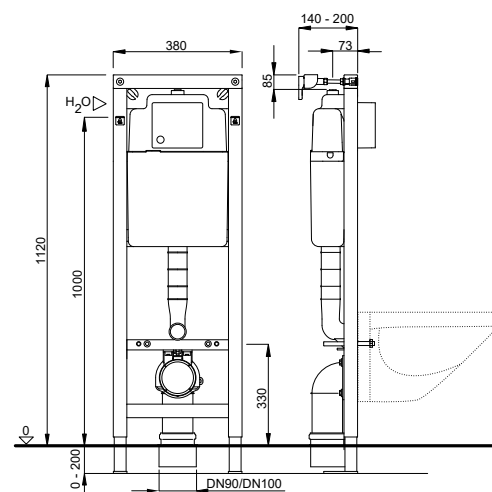
### Product contains

- Concealed cistern equipped with pre-installed stop valve – internally on the left side
- Water connection G 1/2
- PE drain elbow Ø 90 mm with seal
- Eccentric PE adapter Ø 90/110 mm with seal
- Complete installation and fixing materials

Flushing plate needs to be ordered separately

CE EN 14055 - CL1 - 6 - NL I - VR I

### Technical drawing



### Matching flushing plates on pages 51-57



Article number: 4060452801  
EAN-Code: 8711778213692  
Packing: 28 Pcs./Pallet

## DUPLO WC 380 L



### Installation method

- For pre-wall installation

### Properties

- Supporting, blue powder coated WC element, square profile 40x40 mm with pre-assembled 380 UP concealed cistern
- Frontal flushing, for start-stop (6 L) or dual flushing (3/6 L)
- Flush volume adjustable between 6 and 7.5 L
- Pre-assembled wall brackets and adjustable feet (0-200 mm)
- Water connection possibility on four positions
- Fully insulated against condensation

### Special features

- Quiet hydraulic fill valve (Noise class 1 ISO 3822)
- Adjustable width from 780-1300 mm
- Depth adjustable drain elbow (+/-20 mm)

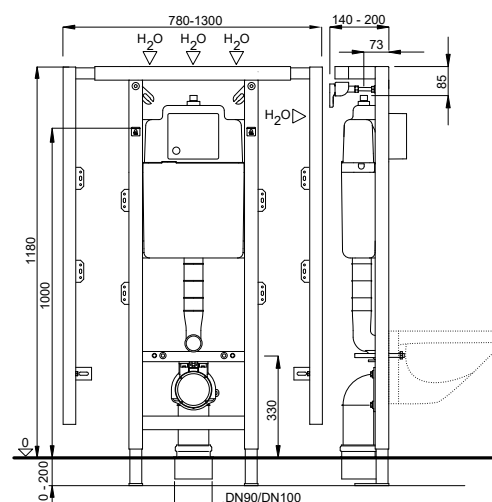
### Product contains

- Concealed cistern equipped with pre-installed stop valve – top middle
- Water connection G 1/2
- PE drain elbow Ø 90 mm with seal
- Eccentric PE adapter Ø 90/110 mm with seal
- Complete installation and fixing materials

Flushing plate needs to be ordered separately

CE EN 14055 - CL1 - 6 - NL I - VR I

### Technical drawing



### Matching flushing plates on pages 51-57



Article number: 4060452707  
EAN-Code: 8711778213791  
Packing: 14 Pcs./Pallet

## DUPLO WC 380 L SP



### Installation method

- For pre-wall installation

### Properties

- Supporting, blue powder coated WC element, square profile 40x40 mm with pre-assembled 380 UP concealed cistern
- Frontal flushing, for start-stop (6 L) or dual flushing (3/6 L)
- Flush volume adjustable between 6 and 7.5 L
- Pre-assembled wall brackets and adjustable feet (0-200 mm)
- Water connection possibility on four positions
- Fully insulated against condensation

### Special features

- Quiet hydraulic fill valve (Noise class 1 ISO 3822)
- Side profiles with multiple bonded waterproof wooden plates for supporting handholds
- Depth adjustable drain elbow (+/-20 mm)

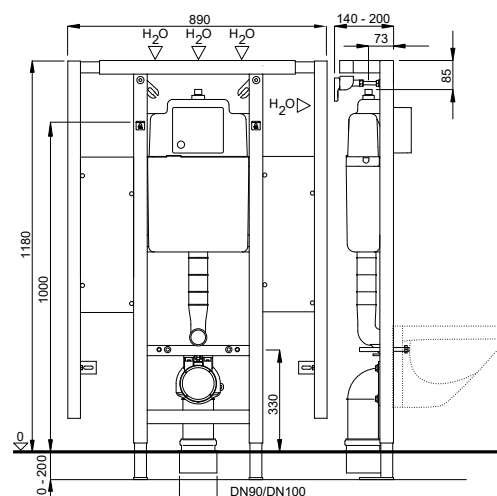
### Product contains

- Concealed cistern equipped with pre-installed stop valve – top middle
- Water connection G 1/2
- PE drain elbow Ø 90 mm with seal
- Eccentric PE adapter Ø 90/110 mm with seal
- Complete installation and fixing materials

Flushing plate needs to be ordered separately

CE EN 14055 - CL1 - 6 - NL I - VR I

### Technical drawing



### Matching flushing plates on pages 51-57



Article number: 4060452737  
EAN-Code: 8711778213869  
Packing: 14 Pcs./Pallet

## DUPLO WC 380 VARIO



### Installation method

- Installation in prefabricated walls, pre-wall installation in dry walls, universal installation into solid walls

### Properties

- Supporting, blue powder coated WC element, square profile 40x40 mm with pre-assembled 380 UP concealed cistern
- Frontal flushing, for start-stop (6 L) or dual flushing (3/6 L)
- Flush volume adjustable between 6 and 7.5 L
- Pre-assembled wall brackets and adjustable feet (0-200 mm)
- Water connection possibility on four positions
- Fully insulated against condensation

### Special features

- Quiet hydraulic fill valve (Noise class 1 ISO 3822)
- Variable height adjustment of the toilet (+100 mm) after completion of the pre-wall
- Mounting height WC incl. seat according to DIN 18040-1/ DIN 18040-2: 460-480 mm
- Depth adjustable drain elbow (+/-20 mm)

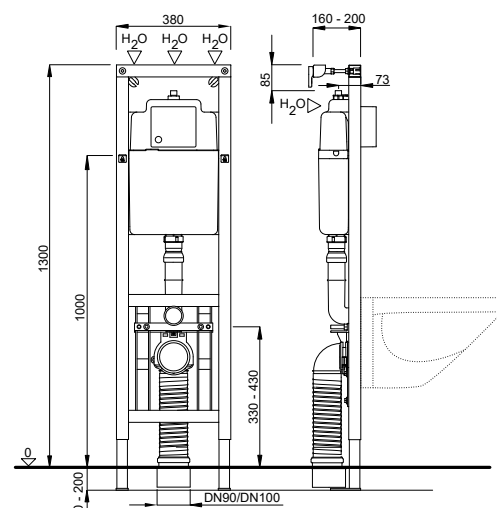
### Product contains

- Concealed cistern equipped with pre-installed stop valve – top middle
- Water connection G 1/2
- PE drain elbow Ø 90 mm with seal
- Eccentric PE adapter Ø 90/110 mm with seal
- Complete installation and fixing material
- Including Vario cover plate (PE)

Flushing plate needs to be ordered separately

CE EN 14055 - CL1 - 6 - NL I - VR I

### Technical drawing



### Matching flushing plates on pages 51-57



Article number: 4060452735  
EAN-Code: 8711778213852  
Packing: 14 Pcs./Pallet

## DUPLO WC 380 L VARIO SP



### Installation method

- For pre-wall installation

### Properties

- Supporting, blue powder coated WC element, square profile 40x40 mm with pre-assembled 380 UP concealed cistern
- Frontal flushing, for start-stop (6 L) or dual flushing (3/6 L)
- Flush volume adjustable between 6 and 7.5 L
- Pre-assembled wall brackets and adjustable feet (0-200 mm)
- Water connection possibility on four positions
- Fully insulated against condensation

### Special features

- Quiet hydraulic fill valve (Noise class 1 ISO 3822)
- Variable height adjustment of the toilet (+100 mm) after completion of the pre-wall
- Mounting height WC incl. seat according to DIN 18040-1/ DIN 18040-2: 460-480 mm
- Side profiles with multiple bonded waterproof wooden plates for supporting handholds
- Depth adjustable drain elbow (+/-20 mm)

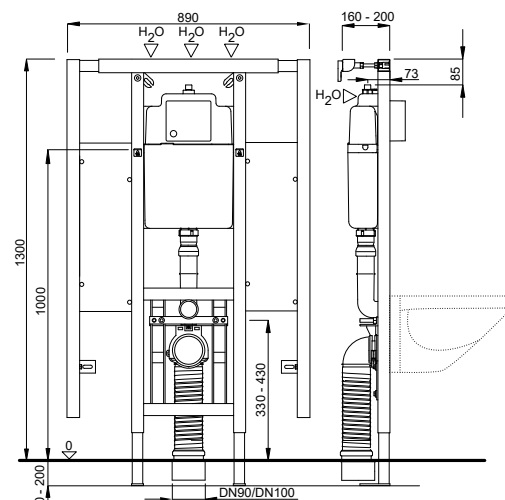
### Product contains

- Concealed cistern equipped with pre-installed stop valve – top middle
- Water connection G 1/2
- PE drain elbow Ø 90 mm with seal
- Eccentric PE adapter Ø 90/110 mm with seal
- Complete installation and fixing material
- Including Vario cover plate (PE)

Flushing plate needs to be ordered separately

CE EN 14055 - CL1 - 6 - NL I - VR I

### Technical drawing



### Matching flushing plates on pages 51-57



Article number: **4060452738**  
 EAN-Code: 8711778213876  
 Packing: 8 Pcs./Pallet

## DUPLO WC 189 DWC PREMIUM



### Installation method

- Installation in prefabricated walls, pre-wall installation in dry walls, universal installation into solid walls

### Properties

- Supporting, blue powder coated WC element, square profile 40x40 mm with pre-assembled 189 UP concealed cistern
- Frontal flushing, for start-stop (6 L) or dual flushing (3/6 L)
- Flush volume adjustable (large flush 5/6/7 L, small flush 3/4 L)
- Pre-assembled wall brackets and adjustable feet (0-200 mm)
- Water connection possibility on four positions
- Fully insulated against condensation

### Special features

- Quiet mechanical fill valve (Noise class 1 ISO 3822)
- Sound decoupled to DIN 4109
- For the connection of shower-WCs
- Flushing pipe with connection for air extraction Ø 50 mm
- Support legs equipped with brake for easier installation, rotating plate (90°)
- Depth adjustable drain elbow (+/-20 mm)

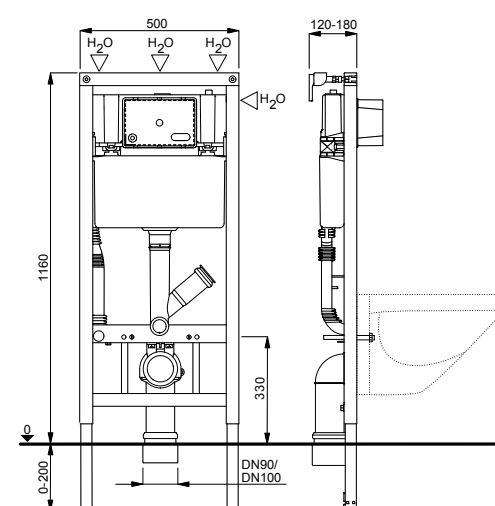
### Product contains

- Concealed cistern equipped with pre-installed stop valve – top right
- Water connection G 1/2
- Pipe for the water supply connection of shower WC
- Electrical box loose
- PE drain elbow Ø 90 mm with seal
- Eccentric PE adapter Ø 90/110 mm with seal
- Complete installation and fixing material

Flushing plate needs to be ordered separately

CE EN 14055 - CL1 - 6 - NL I - VR I

### Technical drawing



### Matching flushing plates on pages 59-63



Article number: **674520**  
 EAN-Code: 3838912061225  
 Packing: 12 Pcs./Pallet

## DUPLO WC 189 PREMIUM



### Installation method

- Installation in prefabricated walls, pre-wall installation in dry walls, universal installation into solid walls

### Properties

- Supporting, blue powder coated WC element, square profile 40x40 mm with pre-assembled 189 UP concealed cistern
- Frontal flushing, for start-stop (6 L) or dual flushing (3/6 L)
- Flush volume adjustable (large flush 5/6/7 L, small flush 3/4 L)
- Pre-assembled wall brackets and adjustable feet (0-200 mm)
- Water connection possibility on four positions
- Fully insulated against condensation

### Special features

- Quiet mechanical fill valve (Noise class 1 ISO 3822)
- Support legs equipped with brake for easier installation, rotating plate (90°)
- Depth adjustable drain elbow (+/-20 mm)

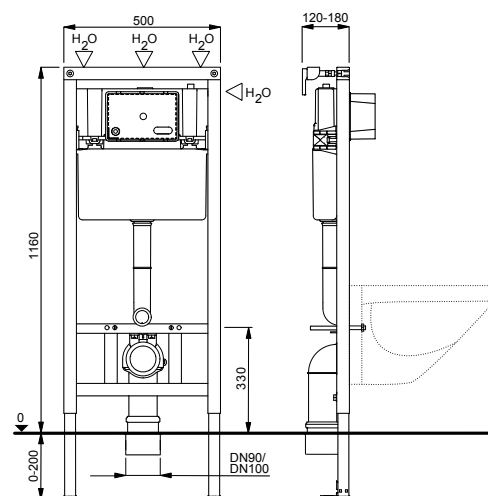
### Product contains

- Concealed cistern equipped with pre-installed stop valve – top right
- Water connection G 1/2
- PE drain elbow Ø 90 mm with seal
- Eccentric PE adapter Ø 90/110 mm with seal
- Complete installation and fixing material

Flushing plate needs to be ordered separately

CE EN 14055 - CL1 - 6 - NL I - VR I

### Technical drawing



### Matching flushing plates on pages 59-63



Article number: **674521**  
EAN-Code: 3838912061232  
Packing: 12 Pcs./Pallet

## DUPLO WC 189A



### Installation method

- Installation in prefabricated walls, pre-wall installation in dry walls, universal installation into solid walls

### Properties

- Supporting, blue powder coated WC element, square profile 40x40 mm with preassembled 189A concealed cistern
- Frontal flushing, for start-stop (6 L) or dual flushing (3/6 L)
- Flush volume adjustable (large flush 5/6/7 L, small flush 3/4 L)
- Pre-assembled wall brackets and adjustable feet (0-190 mm)
- Water connection possibility on four positions
- Fully insulated against condensation

### Special features

- Quiet mechanical fill valve (Noise class 1 ISO 3822)
- Depth adjustable drain elbow (+/-20 mm)

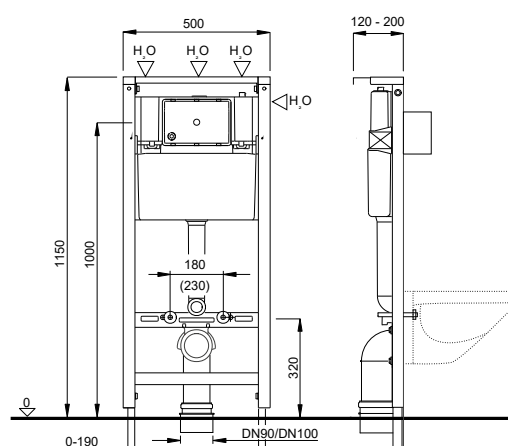
### Product contains

- Concealed cistern equipped with pre-installed stop valve – top middle
- Water connection G 1/2
- PE drain elbow Ø 90 mm with seal
- Eccentric PE adapter Ø 90/110 mm with seal
- Complete installation and fixing material

Flushing plate needs to be ordered separately

CE EN 14055 - CL1 - 6 - NL I - VR I

### Technical drawing



### Matching flushing plates on pages 59-63



Numer produktu: **675094**  
EAN: 3838912064769

## DUPLO WC 199



### Installation method

- Installation in prefabricated walls, pre-wall installation in dry walls, universal installation into solid walls

### Properties

- Supporting, blue powder coated WC element, square profile 30x30 mm with pre-assembled 199 UP concealed cistern
- Frontal flushing, for dual flushing (3/6 L)
- Flush volume adjustable (large flush 4-7 L, small flush 2-3 L)
- Pre-assembled wall brackets and adjustable feet (0-200 mm)
- Water connection - top center
- Fully insulated against condensation

### Special features

- Quiet hydraulic fill valve (Noise class 1 ISO 3822)
- Depth adjustable drain elbow (+/-20 mm)

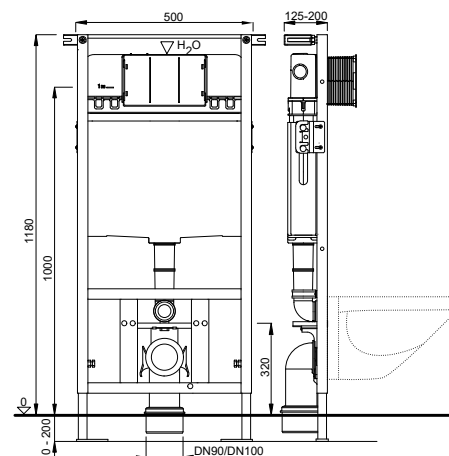
### Product contains

- Concealed cistern equipped with pre-installed stop valve – top center
- Water connection G 1/2
- PE drain elbow Ø 90 mm with seal
- PE adapter Ø 90/110 mm with seal
- Complete installation and fixing material

Flushing plate needs to be ordered separately

CE EN 14055 - CL1 - 6 - NL I - VR I

### Technical drawing



### Matching flushing plates on pages 63-66



Article number: **T02-2113-0250**

EAN-Code: 8681282615766

Packing: 20 Pcs./Pallet

## DUPLO WC 199 SLIM



### Installation method

- Installation in prefabricated walls, pre-wall installation in dry walls, universal installation into solid walls

### Properties

- Supporting, blue powder coated WC element, square profile 30x30 mm with pre-assembled 199 UP concealed cistern
- Frontal flushing, for dual flushing (3/6 L)
- Flush volume adjustable (large flush 4-7 L, small flush 2-3 L)
- Pre-assembled wall brackets and adjustable feet (0-200 mm)
- Water connection - top center
- Fully insulated against condensation

### Special features

- Quiet hydraulic fill valve (Noise class 1 ISO 3822)
- Depth adjustable drain elbow (+/-20 mm)

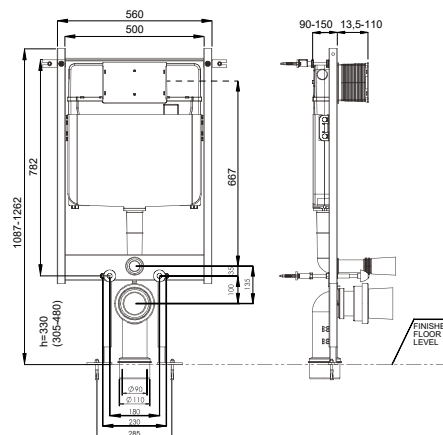
### Product contains

- Concealed cistern equipped with pre-installed stop valve – top center
- Water connection G 1/2
- PE drain elbow Ø 90 mm with seal
- PE adapter Ø 90/110 mm with seal
- Complete installation and fixing material


Flushing plate needs to be ordered separately

CE EN 14055 - CL1 - 6 - NL I - VR I

### Technical drawing



### Matching flushing plates on pages 63-66



Article number: **T02-2116-0250**

EAN-Code: 8681282616374

Packing: 15 Pcs./Pallet



## DUPLO WC 387 83 cm



### Installation method

- For pre-wall installation

### Properties

- Supporting, blue powder coated WC element, square profile 40x40 mm with pre-assembled 387 UP concealed cistern
- Top or frontal flushing, dual flushing (3/6 L)
- Flush volume adjustable between 6 and 7.5 L
- Pre-assembled wall brackets and adjustable feet (0-200 mm)
- Water connection – on the left side
- Fully insulated against condensation

### Special features

- Quiet hydraulic fill valve (Noise class 1 ISO 3822)
- Suitable for pneumatic and mechanical flushing plates
- Depth adjustable drain elbow (+/-20 mm)

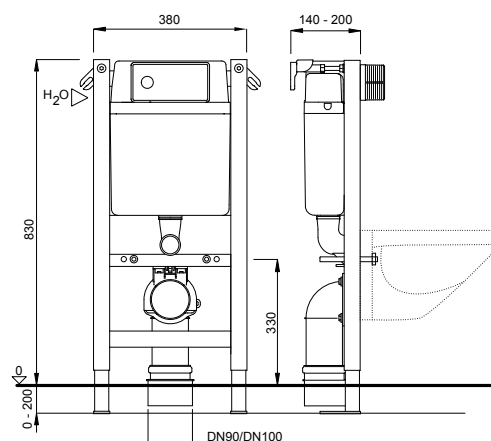
### Product contains

- Concealed cistern equipped with pre-installed stop valve – on the left side
- Water connection G 1/2
- PE drain elbow Ø 90 mm with seal
- Eccentric PE adapter Ø 90/110 mm with seal
- Complete installation and fixing materials

Flushing plate needs to be ordered separately

CE EN 14055 - CL1 - 6 - NL I - VR I

### Technical drawing



### Matching flushing plates on pages 69-71



Article Number: **4060453003**  
 EAN-Code: 8711778213654  
 Packing: 16 Pcs./Pallet

## DUPLO WC 387 FRONT 112 cm



### Installation method

- Installation in prefabricated walls, pre-wall installation in dry walls, universal installation into solid walls

### Properties

- Supporting, blue powder coated WC element, square profile 40x40 mm with preassembled 387 UP concealed cistern
- Frontal flushing, dual flushing (3/6 L)
- Flush volume adjustable between 6 and 7.5 L
- Pre-assembled wall brackets and adjustable feet (0-200 mm)
- Water connection – on the left side
- Fully insulated against condensation

### Special features

- Quiet hydraulic fill valve (Noise class 1 ISO 3822)
- Suitable for pneumatic and mechanical flushing plates
- Depth adjustable drain elbow (+/-20 mm)

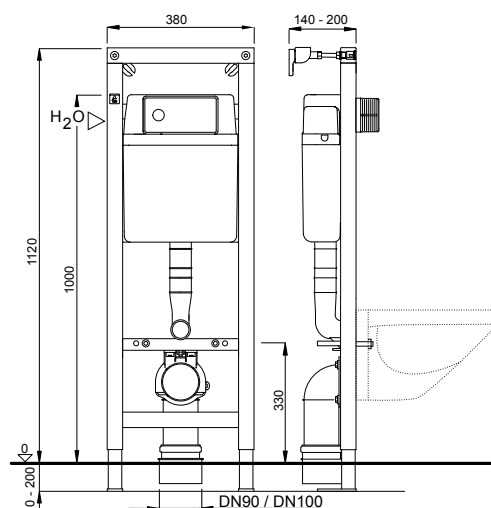
### Product contains

- Concealed cistern equipped with pre-installed stop valve – on the left side
- Water connection G 1/2
- PE drain elbow Ø 90 mm with seal
- Eccentric PE adapter Ø 90/110 mm with seal
- Complete installation and fixing materials

Flushing plate needs to be ordered separately

CE EN 14055 - CL1 - 6 - NL I - VR I

### Technical drawing



### Matching flushing plates on pages 67-71



Article number: **4060453004**  
 EAN-Code: 8711778213661  
 Packing: 20 Pcs./Pallet



## DUPLO WC 387 FRONT 118 cm



### Installation method

- Installation in prefabricated walls, pre-wall installation in dry walls, universal installation into solid walls

### Properties

- Supporting, blue powder coated WC element, square profile 40x40 mm with pre-assembled 387 UP concealed cistern
- Frontal flushing, dual flushing (3/6 L)
- Flush volume adjustable between 6 and 7.5 L
- Pre-assembled wall brackets and adjustable feet (0-200 mm)
- Water connection – on the left side
- Fully insulated against condensation

### Special features

- Quiet hydraulic fill valve (Noise class 1 ISO 3822)
- Suitable for pneumatic and mechanical flushing plates
- Depth adjustable drain elbow (+/-20 mm)

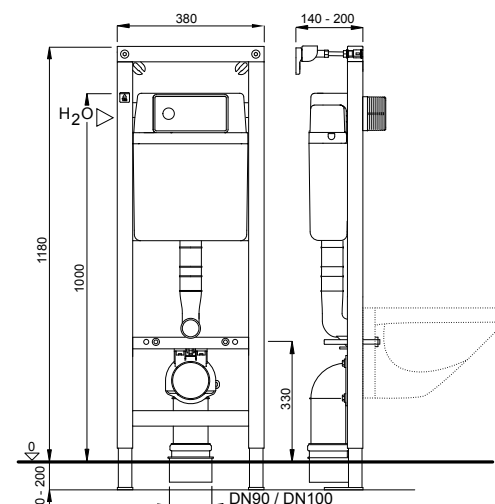
### Product contains

- Concealed cistern equipped with pre-installed stop valve – on the left side
- Water connection G 1/2
- PE drain elbow Ø 90 mm with seal
- Eccentric PE adapter Ø 90/110 mm with seal
- Complete installation and fixing materials

Flushing plate needs to be ordered separately

CE EN 14055 - CL1 - 6 - NL I - VR I

### Technical drawing



Matching flushing plates on pages 67-71



Article number: 4060453015

EAN-Code: 8711778213678

Packing: 28 Pcs./Pallet

## DUPLO WC 198



### Installation method

- Installation in prefabricated walls, pre-wall installation in dry walls, universal installation into solid walls

### Properties

- Supporting, blue powder coated WC element, square profile 40x40 mm with pre-assembled 198 UP concealed cistern
- Frontal flushing, dual flushing (3/6 L)
- Flush volume adjustable (large flush 7-9 L, small flush 3-6 L)
- Pre-assembled wall brackets and adjustable feet (0-200 mm)
- Water connection – top center
- Fully insulated against condensation

### Special features

- Quiet mechanical fill valve (Noise class 1 ISO 3822)
- Depth adjustable drain elbow (+/-20 mm)

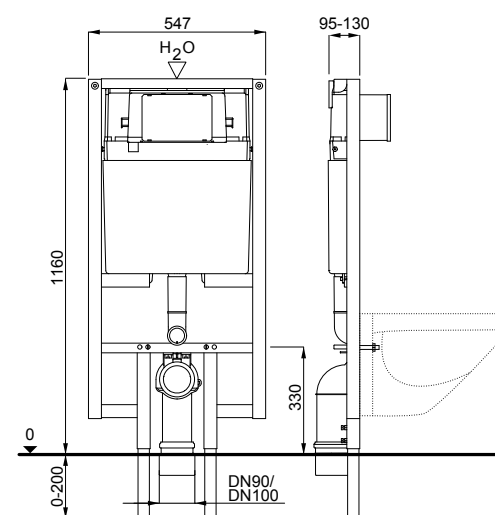
### Product contains

- Concealed cistern equipped with pre-installed stop valve – top center
- Water connection G 1/2
- PE drain elbow Ø 90 mm with seal
- Eccentric PE adapter Ø 90/110 mm with seal
- Complete installation and fixing materials

Flushing plate needs to be ordered separately

CE EN 14055 - CL1 - 7 - NL I - VR I

### Technical drawing



Matching flushing plates on pages 59-63



Article Number: 674523

EAN-Code: 3838912061256

Packing: 24 Pcs./Pallet

## DUPLO WC 198 4,5/3 lit.



### Installation method

- Installation in prefabricated walls, pre-wall installation in dry walls, universal installation into solid walls

### Properties

- Supporting, blue powder coated WC element, square profile 40x40 mm with preassembled 198 UP concealed cistern
- Frontal flushing, dual flushing (3/4.5 L)
- Maximal flush volume 4.5 L
- Pre-assembled wall brackets and adjustable feet (0-200 mm)
- Water connection – top center
- Fully insulated against condensation

### Special features

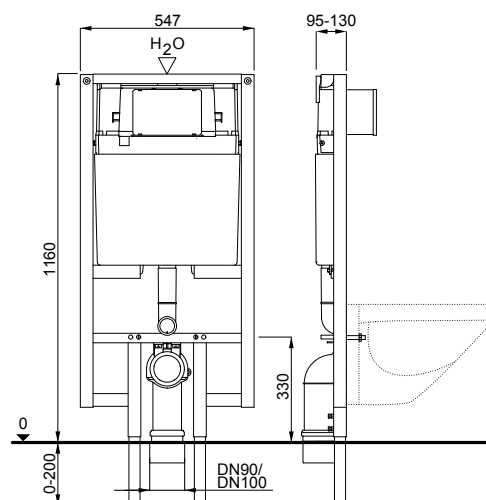
- Quiet mechanical fill valve (Noise class 1 ISO 3822)
- Depth adjustable drain elbow (+/-20 mm)

### Product contains

- Concealed cistern equipped with pre-installed stop valve – top center
- Water connection G 1/2
- PE drain elbow Ø 90 mm with seal
- Eccentric PE adapter Ø 90/110 mm with seal
- Complete installation and fixing materials

Flushing plate needs to be ordered separately

### Technical drawing



Matching flushing plates on pages 59-63



Article number: **674527**  
 EAN code: 3838912061317  
 Packing: 24 Pcs./Pallet

## DUPLO WC 198 SLIM



### Installation method

- Installation in prefabricated walls, pre-wall installation in dry walls, universal installation into solid walls

### Properties

- Supporting, blue powder coated WC element with pre-assembled 198 UP concealed cistern
- Frontal flushing, dual flushing (3/6 L)
- Flush volume adjustable (large flush 7-9 L, small flush 3-6 L)
- Pre-assembled wall brackets and adjustable feet (0-190 mm)
- Water connection – top center
- Fully insulated against condensation

### Special features

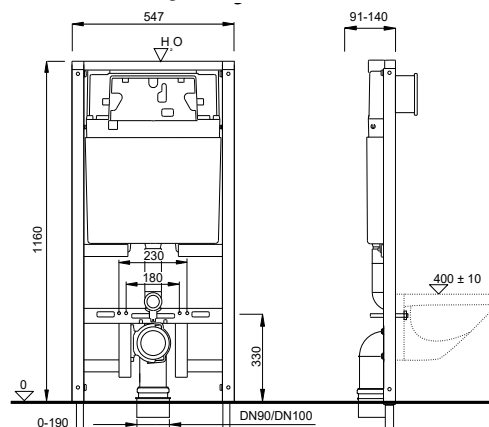
- Quiet mechanical fill valve (Noise class 1 ISO 3822)
- Built in depth 91 mm
- Depth adjustable drain elbow (+/-20 mm)

### Product contains

- Concealed cistern equipped with pre-installed stop valve – top center
- Water connection G 1/2
- PE drain elbow Ø 90 mm with seal
- Eccentric PE adapter Ø 90/110 mm with seal
- Complete installation and fixing materials

Flushing plate needs to be ordered separately

### Technical drawing



Matching flushing plates on pages 59-63



Article number: **667672**  
 EAN code: 3838912060075  
 Packing: 24 Pcs./Pallet

## DUPLO UR 380 MECH.PL



### Installation method

- Installation in prefabricated walls, pre-wall installation in dry walls, universal installation into solid walls

### Properties

- Supporting, blue powder coated urinal element, square profile 40x40 mm with pre-assembled in-wall mounted box
- Pre-assembled, pre-shut-off solenoid valve and water connection
- Pre-assembled wall brackets and adjustable feet (0-200 mm)
- Height-adjustable bracket for flushing plate mounting
- Height-adjustable bracket with water connection
- Height-adjustable bracket for urinal mounting
- Height-adjustable and rotating  $\varnothing$  50 mm drain elbow

### Special features

- Plastic raw construction protection and fixing material
- Water connection G 1/2
- Flushing pressure: 0,12-0,4 Mpa
- Flush volume: consistent  $3 \pm 1$  L

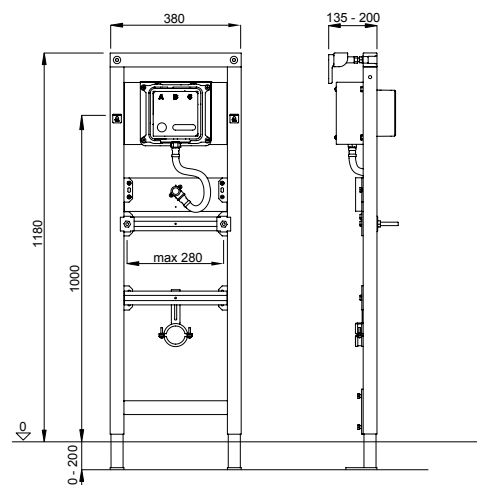
### Product contains

- Fastening rod M8 (distance dimension up to 280 mm)
- Complete installation and fixing materials

Flushing plate for urinal needs to be ordered separately

For urinal sieves see page 28

### Technical drawing



### Matching flushing plates on pages 54-57



Article number: **8050452777**  
 EAN-Code: 8711778229860  
 Packing: 28 Pcs./Pallet

## DUPLO UR 380



### Installation method

- Installation in prefabricated walls, pre-wall installation in dry walls, universal installation into solid walls

### Properties

- Supporting, blue powder coated urinal element, square profile 40x40 mm
- Pre-assembled wall brackets and adjustable feet (0-200 mm)
- Height-adjustable bracket for flushing plate mounting
- Height-adjustable bracket for water connection
- Height-adjustable bracket for urinal mounting
- Height-adjustable and rotating  $\varnothing$  50 mm drain elbow

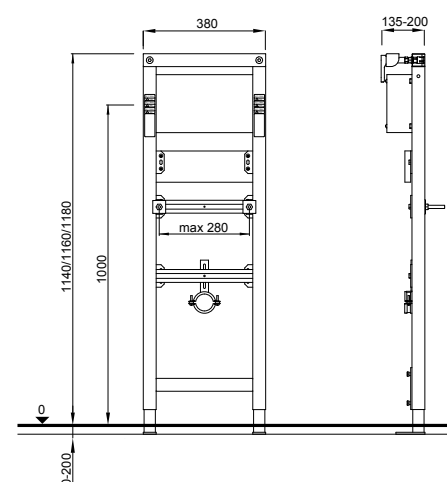
### Product contains

- Fastening rod M8 (distance dimension up to 280 mm)
- Complete installation and fixing materials

Suitable for installation of standard concealed flush valves

For urinal sieves see page 28

### Technical drawing



Article number: **8050452751**  
 EAN-Code: 8711778118645  
 Packing: 28 Pcs./Pallet

## URINAL FRAME (IR)



### Installation method

- Installation in prefabricated walls, pre-wall installation in dry walls, universal installation into solid walls

### Properties

- Supporting, powder coated urinal element, square profile 40 x 40 mm
- Pre-mounted fixing elements and flexible support legs (0-200 mm)
- Height-adjustable bracket for flushing plate mounting
- Height-adjustable bracket with water connection
- Height-adjustable bracket for urinal mounting
- Height-adjustable and rotating Ø 50 mm drain elbow

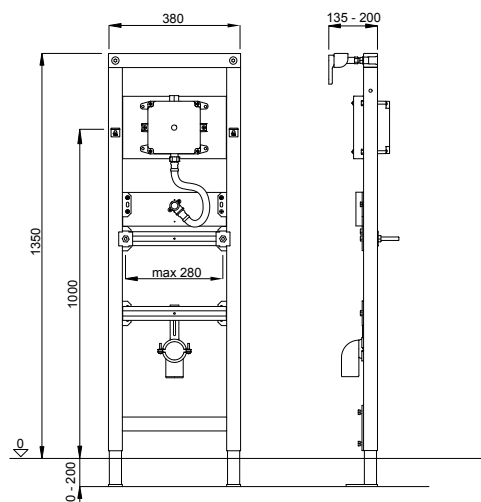
### Product contains

- Rough installation set, ID No. 2903S-0174-30
- M8 threaded rod (distance up to 280 mm)
- Metal tube Ø 20/20 mm with a Ø 20 mm connecting elbow
- All parts required for installation and mounting are supplied with the product

Without a concealed trap

IR flushing plates for urinals, 230 V/50 Hz (ID No. 2592Y-0170-30, 2592Y-0171-30) or 9 V (ID No. 2592Y-0172-30, 2592Y-0173-30) needs to be ordered separately (page 75, 76)

### Technical drawing



Article number: **2101F-0169-30**  
 EAN-Code: 8681282662579  
 Packing: 16 Pcs./Pallet

IR flushing plates for urinals see pages 75, 76



## DUPLO UR 380 135 IR 230V



### Installation method

- Installation in prefabricated walls, pre-wall installation in dry walls, universal installation into solid walls

### Properties

- Supporting, blue powder coated urinal element, square profile 40x40 mm
- Pre-assembled fixing elements and adjustable feet (0-200 mm)
- Height-adjustable bracket for flushing plate mounting
- Height-adjustable bracket with water connection
- Height-adjustable bracket for urinal mounting
- Height-adjustable and rotating Ø 50 mm drain elbow

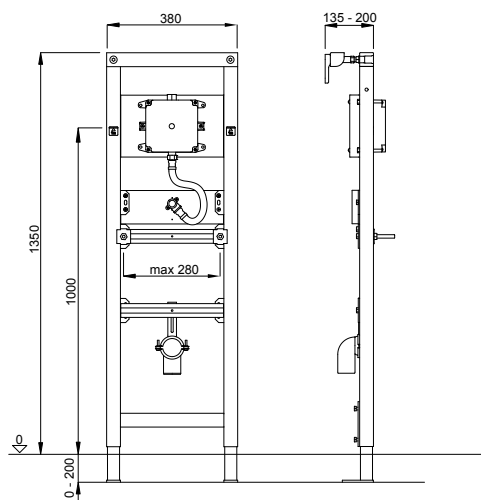
### Product contains

- IR shell set mains operation 230 V
- Fastening rod M8 (distance measurement up to 280 mm)
- Metal tube Ø 20/20 mm with a Ø 20 mm connecting elbow
- Complete installation and fixing material

Without inlet fitting and concealed trap

Please order the complete set for IR urinal flushing separately (See page 77)

### Technical drawing



IR-urinal control (230 V) see pages 77



Article number: **4060452775**  
 EAN-Code: 8711778213982  
 Packing: 16 Pcs./Pallet

## DUPLO UR 380 135 IR 9V



### Installation method

- Installation in prefabricated walls, pre-wall installation in dry walls, universal installation into solid walls

### Properties

- Supporting, blue powder coated Urinal element, square profile 40x40 mm
- Pre-assembled fixing elements and adjustable feet (0-200 mm)
- Height-adjustable bracket for flushing plate mounting
- Height-adjustable bracket with water connection
- Height-adjustable bracket for urinal mounting
- Height-adjustable and rotating Ø 50 mm drain elbow

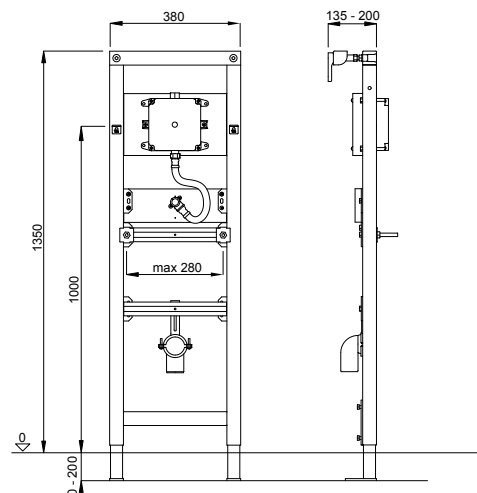
### Product contains

- IR shell set 9V
- Fastening rod M8 (distance measurement up to 280 mm)
- Metal tube Ø 20/20 mm with a Ø 20 mm connecting elbow
- Complete assembly and mounting material

Without inlet fitting and concealed trap

Please order the complete set for IR urinal flushing separately (See page 77)

### Technical drawing



IR-urinal control (9 V) see page 77



Article number: **4060452779**  
 EAN-Code: 8711778213999  
 Packing: 16 Pcs./Pallet

## DUPLO WT 380



### Installation method

- Installation in prefabricated walls, pre-wall installation in dry walls, universal installation into solid walls

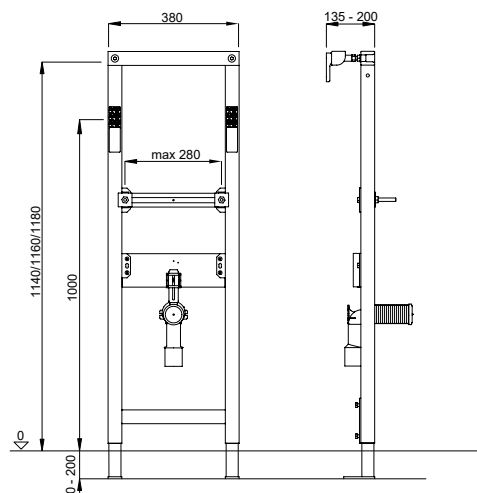
### Properties

- Supporting, blue powder coated washbasin element, C-Profil 40x40 mm
- Pre-assembled fixing elements and adjustable feet (0-200 mm)
- Height-adjustable bracket for washbasin mounting
- Height-adjustable and rotating drain elbow DN 40/50 with a rubber seal for connecting tubes DN 32

### Product contains

- Protective cap for unfinished construction
- Fastening rod M10 (distance dimension up to 280 mm)
- Complete assembly and mounting material

### Technical drawing



Article number: **8050452721**  
 EAN-Code: 8711778118638  
 Packing: 28 Pcs./Pallet

## DUPLO WT 380 CONCEALED TRAP



### Installation method

- Installation in prefabricated walls, pre-wall installation in dry walls, universal installation into solid walls

### Properties

- Supporting, blue powder coated washbasin element, C-Profil 40x40 mm
- Pre-assembled fixing elements and adjustable feet (0-200 mm)
- Height-adjustable bracket for washbasin mounting
- Height-adjustable drain elbow with concealed trap

### Special features

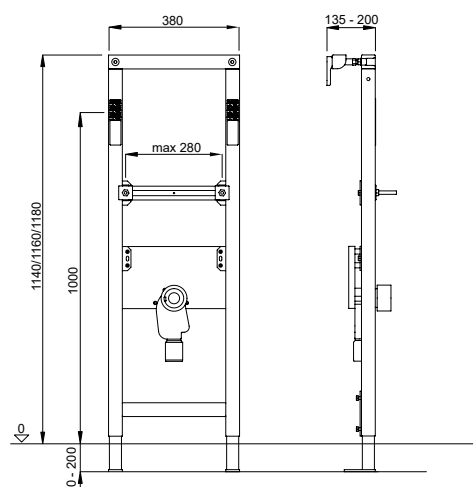
- Wall mounting trap DN 50

### Product contains

- Protective cap for unfinished construction
- Fastening rod M10 (distance dimension up to 280 mm)
- Complete assembly and mounting material

\* Check product availability

### Technical drawing



Article number: **8050452723**

EAN-Code: 8711778121102

Packing: 28 Pcs./Pallet

## DUPLO WT 380 FX



### Installation method

- Installation in prefabricated walls, pre-wall installation in dry walls, universal installation into solid walls

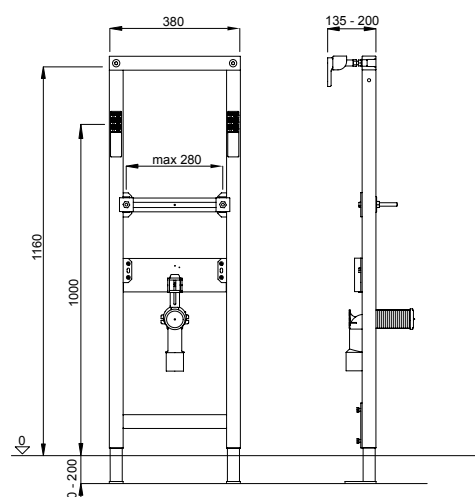
### Properties

- Supporting, blue powder coated washbasin element, C-Profil 40x40 mm
- Pre-assembled fixing elements and adjustable feet (0-200 mm)
- Bracket for washbasin mounting (not height adjustable)
- Height-adjustable and rotating drain elbow DN 40/50 with a rubber seal for connecting tubes DN 32

### Product contains

- PE drain elbow, DN 40/50, with seal
- Fastening rod M10 (distance dimension up to 280 mm)
- Complete assembly and mounting material

### Technical drawing



Article number: **4060452773**

EAN-Code: 8711778213975

Packing: 28 Pcs./Pallet



## DUPLO WT 380 88 cm



### Installation method

- Installation in prefabricated walls, pre-wall installation in dry walls, universal installation into solid walls

### Properties

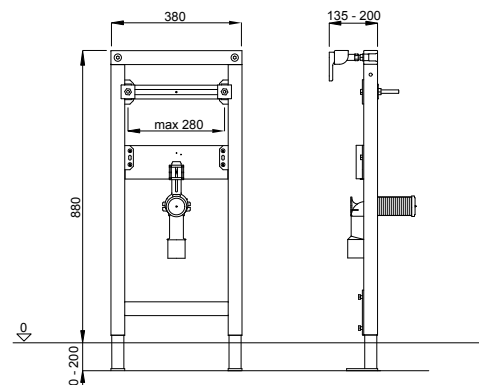
- Supporting, blue powder coated washbasin element, C-Profil 40x40 mm
- Pre-assembled fixing elements and adjustable feet (0-200 mm)
- Height-adjustable bracket for washbasin mounting
- Height-adjustable and rotating drain elbow DN 40/50 with a rubber seal for connecting tubes DN 32

### Product contains

- PE drain elbow, DN 40/50, with seal
- Fastening rod M10 (distance dimension up to 280 mm)
- Complete assembly and mounting material

\* Check product availability

### Technical drawing




Article number: **4060452771**

EAN-Code: 8711778213968

Packing: 30 Pcs./Pallet

## DUPLO BD



### Installation method

- Installation in prefabricated walls, pre-wall installation in dry walls, universal installation into solid walls

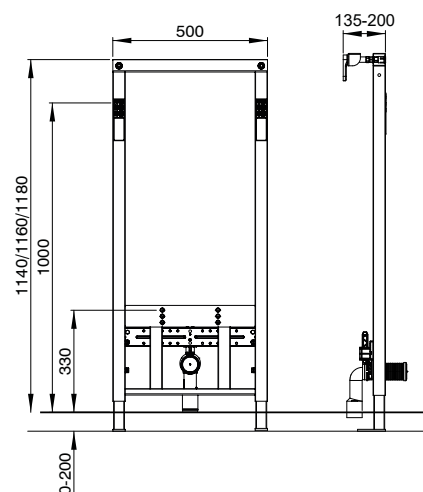
### Properties

- Supporting, blue powder coated bidet element, square profile 40x40 mm
- Pre-assembled fixing elements and adjustable feet (0-200 mm)
- Height-adjustable bracket for water connections
- Height-adjustable and rotating drain elbow DN 40/50 with a rubber seal for connecting tubes DN 32

### Product contains

- Fastening rod M12 (distance dimension 180 mm)
- Protective cap for raw construction and fixing material

### Technical drawing



Article number: **8050452911**

EAN-Code: 8711778103726

Packing: 18 Pcs./Pallet

## DUPLO BD 59 cm



### Installation method

- For pre-wall mounting as well as for mounting in metal stud walls

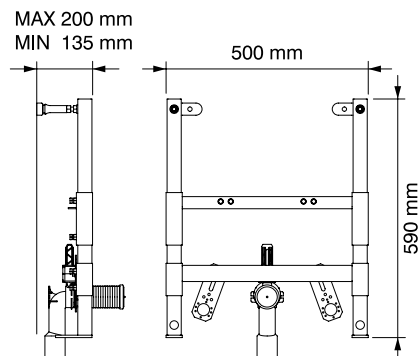
### Properties

- Supporting, blue powder coated bidet element, square profil 40x40 mm
- Pre-assembled fixing elements and adjustable feet (0-200 mm)
- Height-adjustable bracket for water connections
- Height-adjustable and rotating drain elbow DN 40/50 with a rubber seal for connecting tubes DN 32

### Product contains

- Fastening rod M12 (distance dimension 180 mm)
- Protection cap for structural work and fixing material

### Technical drawing



Article number: **8050452769**

EAN-Code: 8711778203662

Packing: 48 Pcs./Pallet

## DUPLO SP 380



### Installation method

- Installation in prefabricated walls, pre-wall installation in dry walls, universal installation into solid walls

### Properties

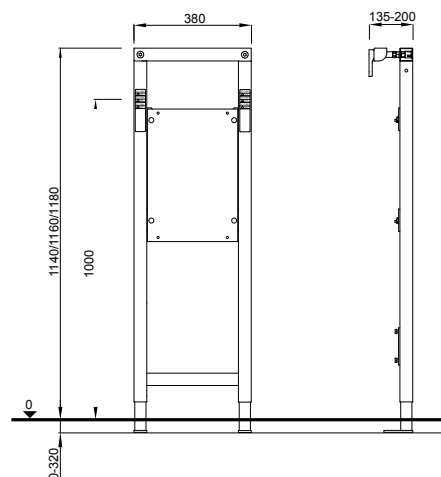
- Supporting, blue powder coated support element for support bars/urinal panels, square profile 40x40 mm
- Pre-assembled fixing elements and adjustable feet (0-200 mm)
- Height-adjustable bracket for support handles and urinal separation panels mounting

### Product contains

- Complete installation and fixing materials

Urinal separation panel - see page 28

### Technical drawing



Article number: **8050452997**

EAN-Code: 8711778103788

Packing: 28 Pcs./Pallet

## DUPLO SK



### Installation method

- Installation in prefabricated walls, pre-wall installation in dry walls, universal installation into solid walls

### Properties

- Supporting, blue powder coated sink element, square profile 40x40 mm
- Pre-assembled fixing elements and adjustable feet (0-200 mm)

### Special features

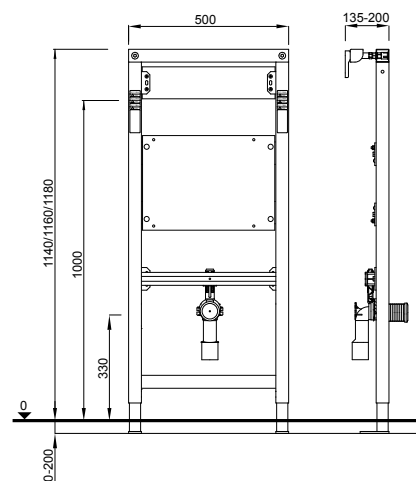
- Height adjustable retaining plate for wall panels
- Height-adjustable bracket for sink mounting
- Height-adjustable and rotating drain elbow DN 40/50 with a rubber seal for connecting tubes DN 32

### Product contains

- Complete installation and fixing materials

\* Check product availability

### Technical drawing



Article number: **8050452724**

EAN-Code: 8711778121119

Packing: 6 Pcs./Pallet

## TROCADERO ELEMENT



### Installation method

- Installation in prefabricated walls, pre-wall installation in drywall, universal solid masonry with wall mounting

### Properties

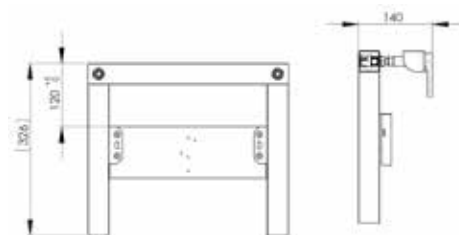
- Pre-assembled support, blue powder coated support frame, square profile 40x40 mm
- The element with a cistern enables the installation of a reinforcing tap
- Installed hanging shell (Trocadero), connected to the cistern, allows filling the container with water via a fitting mounted on the element
- Height-adjustable bracket for tap mounting

### Product contains

- Set of material for installation and fastening
- Suitable for mounting on the DUPLO 387 concealed cistern
- The concealed cistern and activation button must be ordered separately

The flushing element is used in schools, kindergartens, hospitals, multi-apartment new buildings, homes for the elderly, camps, restaurants, industry or wherever there is a service area for cleaning services.

### Technical drawing



Article number: **4060452744**

EAN-Code: 8711778228436

Packing: 1 Pcs./Palett

## Wall fixation kit bottom

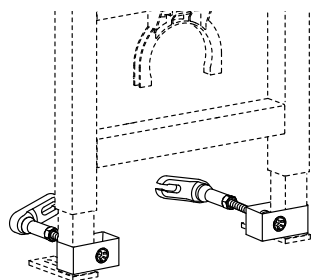
### Installation method

- For installation without floor fixation

### Product contains

- Installation material

### Technical drawing



Article number: **8050452974**  
EAN-Code: 8711778158191

## Corner fixation kit

### Installation method

- For corner installation

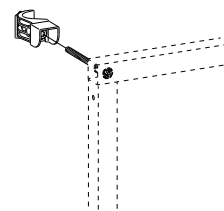
### Properties

- Different angles are possible 0° - 90°

### Product contains

- Installation material

### Technical drawing



Article number: **8050452972**  
EAN-Code: 8711778108660


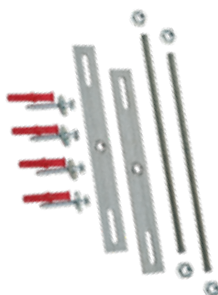
## Stabilization set

### Installation method

- For additional fixation in barrier-free WC facilities

### Product contains

- Complete installation and fixing materials, screws and anchors



Article number: **363298**  
EAN-Code: 3838912031815


## Wall washer

### Installation method

- Wall panel suitable for sanitary elements

### Properties

- G 1/2 AG flight-sealing x G 1/2 IG
- With noise protection



**WISA®**

Article number: **8050472059**  
EAN-Code: 8711778114944

## Standard WC connection kit

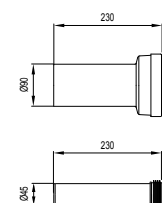
### Properties

- Material: PP
- Length = 230 mm
- Universal
- Color: black

### Product contains

- Discharge extension Ø 90 mm
- Flush pipe extension Ø 45 mm
- Two nut covers
- Key seal

### Technical drawing



Article number: **8050390080**  
EAN-Code: 8711778120815

## Extra-long WC connection kit

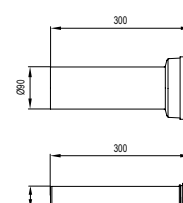
### Properties

- Material: PP
- Length = 300 mm
- Universal
- Color: black

### Product contains

- Discharge extension Ø 90 mm
- Flush pipe extension Ø 45 mm
- Two nut covers
- Key seal

### Technical drawing



**WISA®**

Article number: **8050390081**  
EAN-Code: 8711778120822

## Discharge elbow 90 x 90 mm



### Installation method

- For built-in systems

### Properties

- Material: PE-HD
- Universal
- Color: black

## Adapter Ø 90/110 mm



### Properties

- Material: PE-HD
- Off center
- Universal
- Color: black
- Suitable as straight connection for built-in systems

**WISA®**

Article number: **8050390090**  
EAN-Code: 8711778141278

**WISA®**

Article number: **8050390091**  
EAN-Code: 8711778141285

## Adapter Ø 90/100 mm



### Properties

- Material: ABS
- Universal
- Color: black
- Suitable as straight connection for built-in systems

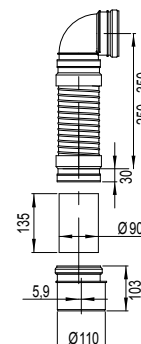
## Flexifon built-in



### Properties

- Flexible discharge elbow
- Universal for all built-in systems
- With reducer Ø 90 / 110 mm
- Color: black

### Technical drawing




**WISA®**

Article number: **8050887372**  
EAN-Code: 8711778122420

**WISA®**

Article number: **8050390086**  
EAN-Code: 8711778139220  
Packing: 15 Pcs./Carton

## Vario cover plate



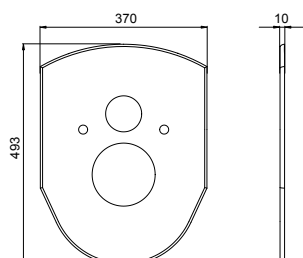
### Installation method

- Cover plate between pan and wall

### Properties

- Material: PE
- Color: white

### Technical drawing



**WISA®**

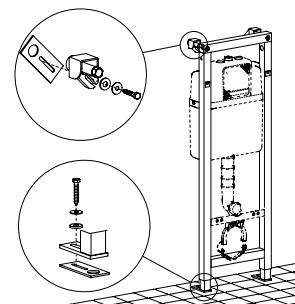
Article number: **1409983910**  
EAN-Code: 8711778068094

## Sound insulation kit

### Product contains

- Including 4 rubber dampers for reducing the sound-level to less than 30 dB(A) according to DIN 4109/A1.

### Technical drawing



Article number: **8050390114**  
EAN-Code: 8711778124950

## Insulation kit for toilet and bidet



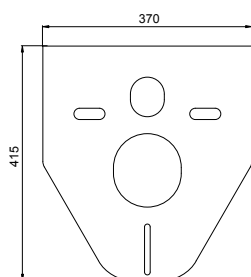
### Installation method

- For insulation between toilet or bidet pan and tiles

### Properties

- Color: white

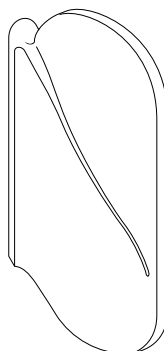
### Technical drawing



**WISA®**

Article number: **1409141000**  
EAN-Code: 8711778113220

## Urinal separation panel



### Installation method

- For urinals

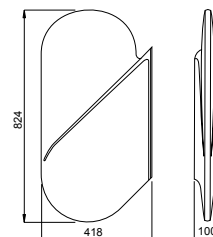
### Properties

- Material: polystyrene
- Easy to clean surface
- Color: white

### Product contains

- Complete fixing materials

### Technical drawing



**WISA®**

Article number: **8090390500**  
EAN-Code: 8711778049789

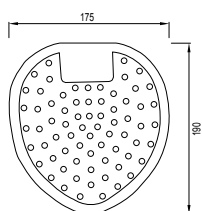
## Urinal sieve



### Properties

- Blue rubber urine sieve
- Spread a pleasant fragrance 3 to 4 weeks
- The soft and flexible material
- Fit the urine sieves into each urinal
- Reduce the urination next to the urinal
- Reduce urine clogging
- For a clean and fresh urinal
- Color: blue

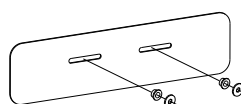
### Technical drawing



WISA Clean by Fresco Blue

Article number: **6050453401**  
EAN-Code: 8711778184374

## Insulation kit for washbasin



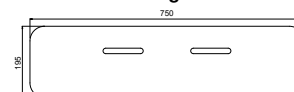
### Installation method

- For washbasins

### Properties

- Color: white

### Technical drawing



**WISA®**

Article number: **1409141002**  
EAN-Code: 8711778113244



The height-adjustable VarioTronic cistern has been specially developed for:

- hospitals and other health care facilities
- residential houses, with the independent and comfortable toilets
- apartments for elderly people
- rehabilitation centers

---

35 VARIOTRONIC

36 VARIOTRONIC GLASS

36 VARIOTRONIC HPL

36 VARIOTRONIC CONN. DWC

36 VARIOTRONIC SUPPORTING HANDLES





## VarioTronic



### Installation method

- A pre-wall system, electrically height adjustable and equipped with a 380 UP cistern

### Properties

- Supporting, blue powder coated WC element, square profile 40x40 mm with pre-assembled 380 UP cistern
- Front flushing, dual flushing (3/6 L)
- Flush volume adjustable (6-7,5 L)
- Pre-assembled wall brackets and adjustable footrests 0-200 mm
- Fully insulated against condensation

### Special features

- Hydraulic filling valve (noise class 1 according to ISO 3822)
- The height of the toilet can be easily adjusted by 20 cm (-2 cm / + 18 cm) by means of a remote control
- The minimum height of the wall toilet (upper edge of ceramic) is 38 cm
- The maximum height 58 cm
- The system is provided with stainless steel plates on both sides and on the shelf (this is also the maintenance access of the element)
- The side and storage surfaces are made of high-quality stainless steel
- The front of the element can be selected in safety glass (color black or white)
- Optional folding support handles are available in color white

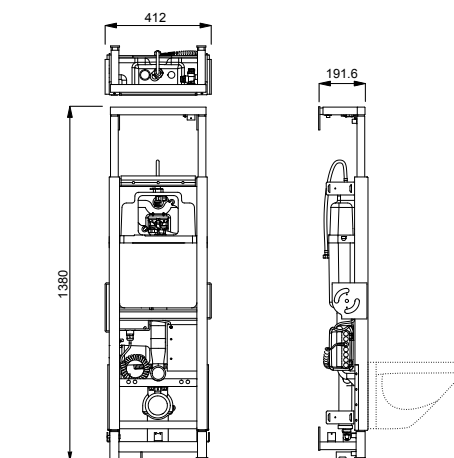
### Product contains

- Cistern, complete with stop valve – top middle
- Water connection G 1/2
- PE drain elbow Ø 90 mm with seal
- Eccentric PE adapter Ø 90/110 mm with seal
- Complete installation and fixing material

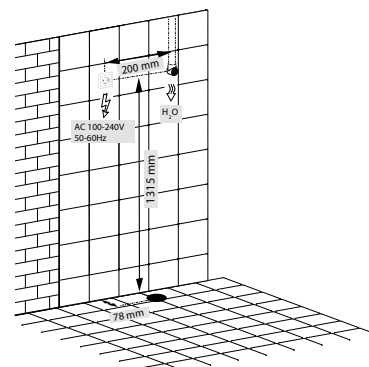
Flushing plate needs to be ordered separate

CE EN 14055 - CL1 - 6 - NL I - VR I

### Technical drawing



### Requirements for installation



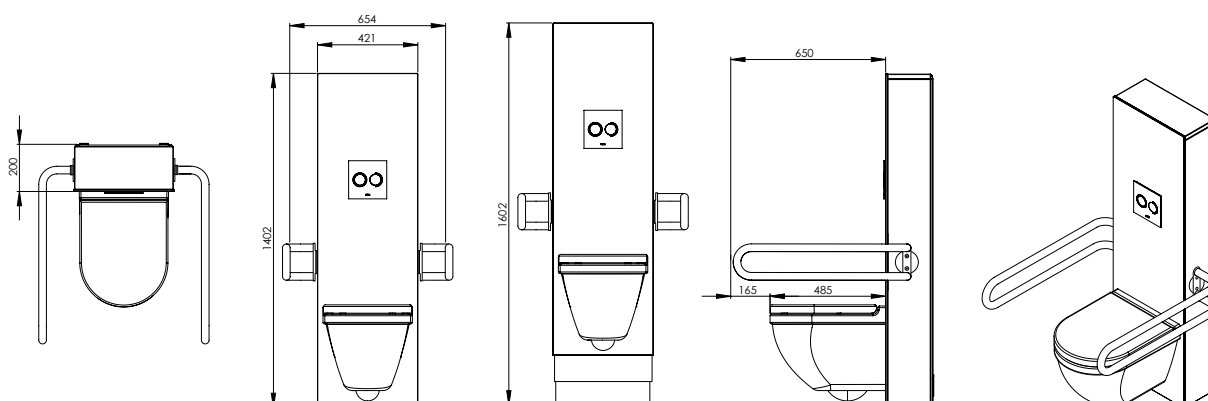
**WISA®**

Article number: **8050482101**  
EAN code: 8711778200746

### Matching flushing plates on pages 51-57



Optimal accessibility, freedom of movement and choice



## VarioTronic Glass



### Installation method

- For VarioTronic pre-wall system

### Properties

- The front of the element in safety glass
- Stainless steel side panels and top

Color: white

Article number: **8050482501**

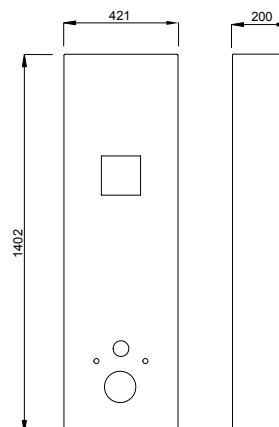
EAN code: 8711778200760

Color: black

Article number: **8050482338**

EAN code: 8711778200753

### Technical drawing



## VarioTronic CONN. DWC



### Installation method

- For VarioTronic pre-wall system, electrically height-adjustable

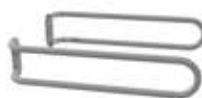
### Properties

- T piece between inlet and cistern
- Connecting shower toilet



Article number: **8050482801**  
EAN code: 8711778202894

## VarioTronic supporting handles



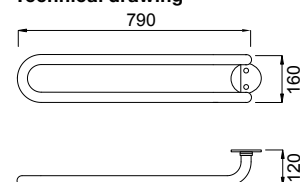
### Installation method

- For VarioTronic pre-wall system
- Lateral mounting of the support handles on the system

### Properties

- The support handles move with the element
- The support handles are easy to mount (dismantled)
- Color: white, black
- Toilet roll + holder for remote control bracket
- Bracket in total for left and right hand use

### Technical drawing



Color: white  
Article number: **8050482201**  
EAN code: 8711778202832



The SET WC product line is the perfect choice for anyone looking for a classic pre-wall installation or mounting on a solid wall, suitable for new buildings as well as renovations of bathrooms and sanitary facilities.

UP concealed flushing cisterns are an excellent choice for sanitary installations equipped with floor-mounted toilets.

---

35 SET WC 380

35 SET WC 189

37 SET WC 199

37 SET WC 198

38 UP 380

39 UP 189

39 UP 199

40 UP 198

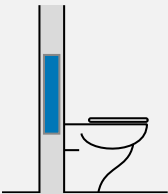





41 UP 387

42 ACCESSORIES

SET WC

		SET WC			
Installation		380	189	199	198*
Built-in with bricks					
					

UP CONCEALED CISTERNS

		UP CONCEALED CISTERNS				
Installation		380	189	199	387	198*
Built-in with bricks						

\* Phase out product, check availability

## SET WC 380



### Installation method

- For installation on or in solid walls

### Properties

- Galvanized WC element with pre-assembled 380 UP concealed cistern
- Frontal flushing, for start-stop (6 L) or dual flushing (3/6 L)
- Flush volume adjustable between 6 and 7.5 L
- Water connection possibility on four positions
- Fully insulated against condensation

### Special features

- Quiet hydraulic fill valve (Noise class 1 ISO 3822)

### Product contains

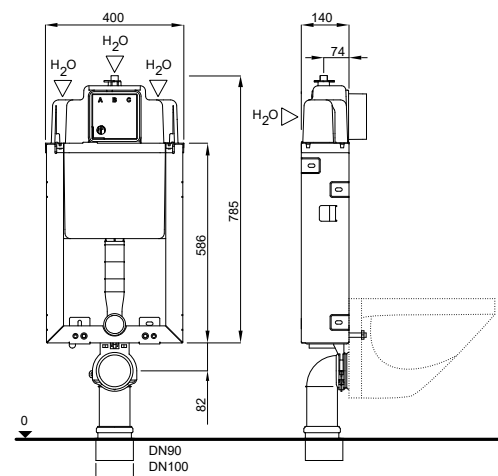
- Concealed cistern equipped with pre-installed stop valve – top middle
- Water connection G 1/2
- PE drain elbow Ø 90 mm with seal
- Eccentric PE adapter Ø 90/110 mm with seal
- Complete installation and fixing materials

Foot supports need to be ordered separately (see page 42)

Flushing plate needs to be ordered separately

CE EN 14055 - CL1 - 6 - NL I - VR I

### Technical drawing



### Matching flushing plates on pages 51-57



Article number: **4060452104**  
 EAN-Code: 8711778213753  
 Packing: 24 Pcs./Pallet

## SET WC 189 BLOCK



### Installation method

- For installation on or in solid walls

### Properties

- Galvanized WC element with pre-assembled 189 UP concealed cistern
- Frontal flushing, for start-stop (6 L) or dual flushing (3/6 L)
- Flush volume adjustable (large flush 5/6/7 L, small flush 3/4 L)
- Water connection possibility on four positions
- Fully insulated against condensation

### Special features

- Quiet mechanical fill valve (Noise class 1 ISO 3822)
- Cistern completely protected by Styrofoam housing

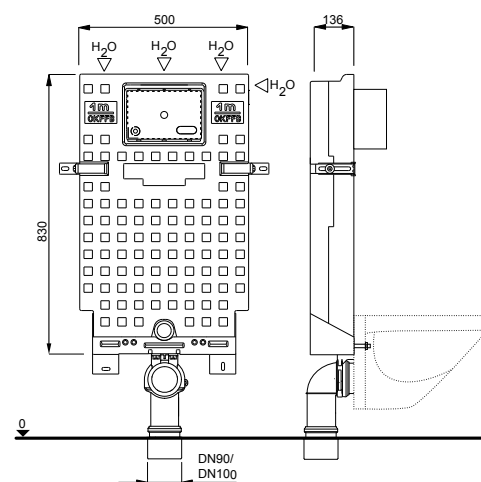
### Product contains

- Concealed cistern equipped with pre-installed stop valve – top right
- Water connection G 1/2
- PE drain elbow Ø 90 mm with seal
- Eccentric PE adapter Ø 90/110 mm with seal
- Complete installation and fixing material

Flushing plate needs to be ordered separately

CE EN 14055 - CL 1 - 6 - NL I - VR I

### Technical drawing



### Matching flushing plates on pages 59-63



Article number: **383586**  
 EAN-Code: 3838912025326  
 Packing: 24 Pcs./Pallet

## SET WC 189 PREMIUM



### Installation method

- For installation on or in solid walls

### Properties

- Galvanized WC element with pre-assembled 189 UP concealed cistern
- Frontal flushing, for start-stop (6 L) or dual flushing (3/6 L)
- Flush volume adjustable (large flush 5/6/7 L, small flush 3/4 L)
- Water connection possibility on four positions
- Fully insulated against condensation
- Wall mounting of the depth-adjustable cassette for greater mounting flexibility

### Special features

- Quiet mechanical fill valve (Noise class 1 ISO 3822)
- Styrofoam cover

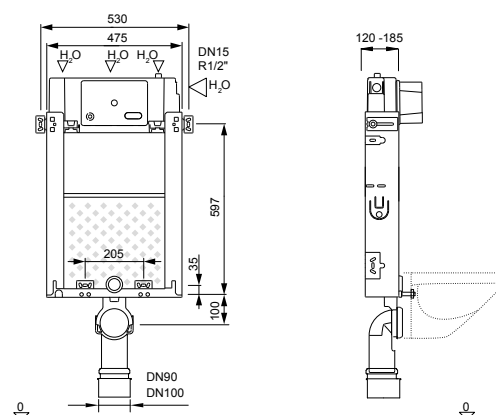
### Product contains

- Concealed cistern equipped with pre-installed stop valve – top right
- Water connection G 1/2
- PE drain elbow Ø 90 mm with seal
- Eccentric PE adapter Ø 90/110 mm with seal
- Complete installation and fixing material

Foot supports need to be ordered separately (see page 42)

Flushing plate needs to be ordered separately

### Technical drawing



### Matching flushing plates on pages 59-63



Article number: **669920**  
 EAN-Code: 3838912060105  
 Packing: 24 Pcs./Pallet

## SET WC 189



### Installation method

- For installation on or in solid walls

### Properties

- Galvanized WC element with pre-assembled 189 UP concealed cistern
- Frontal flushing, for start-stop (6 L) or dual flushing (3/6 L)
- Flush volume adjustable (large flush 5/6/7 L, small flush 3/4 L)
- Water connection possibility on four positions
- Fully insulated against condensation

### Special features

- Quiet mechanical fill valve (Noise class 1 ISO 3822)

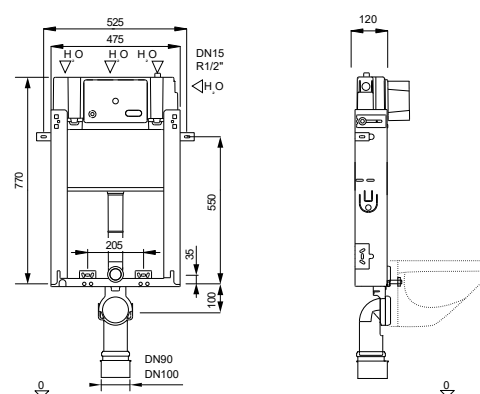
### Product contains

- Concealed cistern equipped with pre-installed stop valve – top right
- Water connection G 1/2
- PE drain elbow Ø 90 mm with seal
- Eccentric PE adapter Ø 90/110 mm with seal
- Complete installation and fixing material

Foot supports need to be ordered separately (see page 42)

Flushing plate needs to be ordered separately

### Technical drawing



### Matching flushing plates on pages 59-63



Article number: **669925**  
 EAN-Code: 3838912060112  
 Packing: 24 Pcs./Pallet



## SET WC 199



### Installation method

- For installation on or in solid walls

### Properties

- Galvanized WC element with pre-assembled 199 UP concealed cistern
- Frontal flushing, for dual flushing (3/6 L)
- Flush volume adjustable (large flush 4-7 L, small flush 2-3 L)
- Water connection – top center
- Fully insulated against condensation

### Special features

- Quiet hydraulic fill valve (Noise class 1 ISO 3822)

### Product contains

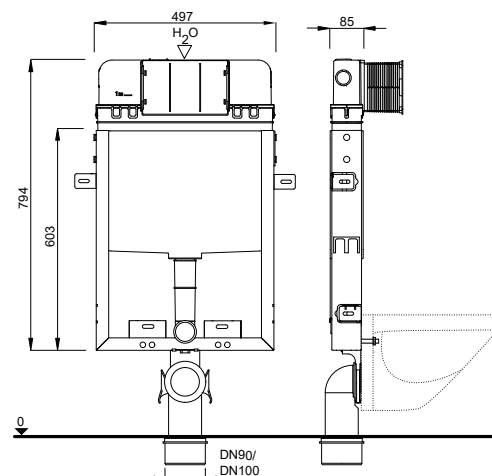
- Concealed cistern equipped with pre-installed stop valve – top center
- Water connection G 1/2
- PE drain elbow Ø 90 mm with seal
- PE adapter Ø 90/110 mm with seal
- Complete installation and fixing material

Foot supports need to be ordered separately (see page 42)


Flushing plate needs to be ordered separately

CE EN 14055 - CL 1 - 6 - NL I - VR I

### Technical drawing



### Matching flushing plates on pages 63-66



Article number: **T02-0112-0250**  
 EAN-Code: 8681282614738  
 Packing: 24 Pcs./Pallet

## SET WC 198



### Installation method

- For installation on or in solid walls

### Properties

- Galvanized WC element with pre-assembled 198 UP concealed cistern
- Frontal flushing, for dual flushing (3/6 L)
- Flush volume adjustable (large flush 7-9 L, small flush 3-6 L)
- Water connection – top center
- Fully insulated against condensation

### Special features

- Quiet mechanical fill valve (Noise class 1 ISO 3822)

### Product contains

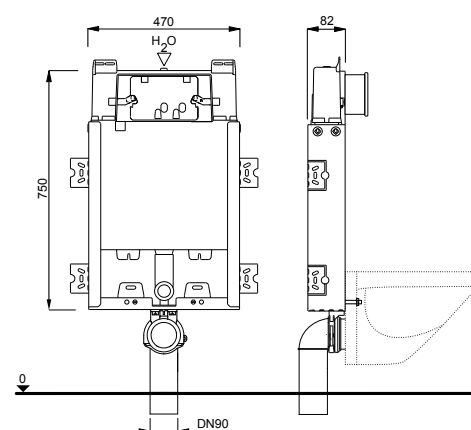
- Concealed cistern equipped with pre-installed stop valve – top center
- Water connection G 1/2
- PE drain elbow Ø 90 mm with seal
- PE adapter Ø 90/110 mm with seal
- Plaster net
- Complete installation and fixing material

Foot supports need to be ordered separately (see page 42)

Flushing plate needs to be ordered separately

CE EN 14055 - CL1 - 7 - NL I - VR I

### Technical drawing



### Matching flushing plates on pages 59-63



Article number: **337173**  
 EAN-Code: 3838912030405  
 Packing: 24 Pcs./Pallet

## SET WC 198 PNEU



### Installation method

- For installation on or in solid walls

### Properties

- Galvanized WC element with pre-assembled 198 UP concealed cistern
- Frontal flushing, set for dual flush pneumatic operation 6-9 L
- Water connection – top center
- Fully insulated against condensation

### Special features

- Quiet hydraulic fill valve (Noise class 1 ISO 3822)

### Product contains

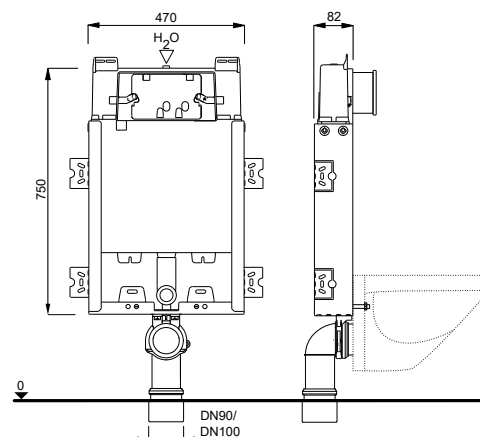
- Concealed cistern equipped with pre-installed stop valve – top center
- Water connection G 1/2
- PE drain elbow Ø 90 mm with seal
- PE adapter Ø 90/110 mm with seal
- Plaster net
- Complete installation and fixing material

Foot supports need to be ordered separately (see page 42)

Flushing system needs to be ordered separately

CE EN 14055 - CL 1 - 7 - NL I - VR I

### Technical drawing



Flushing systems on page 79, 80



## UP 380



### Installation method

- Pre-wall installation or installation into a solid wall

### Properties

- UP 380 concealed cistern
- Frontal flushing, for start-stop (6 L) or dual flushing (3/6 L)
- Flush volume adjustable between 6 and 7.5 L
- Water connection possibility on four positions
- Fully insulated against condensation

### Special features

- Quiet mechanical fill valve (Noise class 1 ISO 3822)

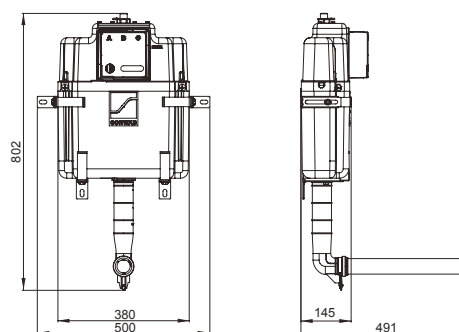
### Product contains

- Concealed cistern equipped with pre-installed stop valve – top middle
- Water connection G 1/2
- Flush pipe L=300 mm
- Mounting brackets
- Complete installation and fixing materials

Flushing plate needs to be ordered separately

EN 14055 CL 1 6 NL I VR I

### Technical drawing



Matching flushing plates on pages 51-57



Article number: **663265**  
 EAN Code: 3838912042903  
 Packing: 24 Pcs./Pallet

Article number: **4060452802**  
 EAN-Code: 8711778218543  
 Packing: 19 Pcs./Pallet

## UP 189

**Installation method**

- Pre-wall installation or installation into a solid wall

**Properties**

- 189 UP concealed cistern
- Frontal flushing, for start-stop (6 L) or dual flushing (3/6 L)
- Flush volume adjustable (large flush 5/6/7 L, small flush 3/4 L)
- Water connection possibility on four positions
- Fully insulated against condensation

**Special features**

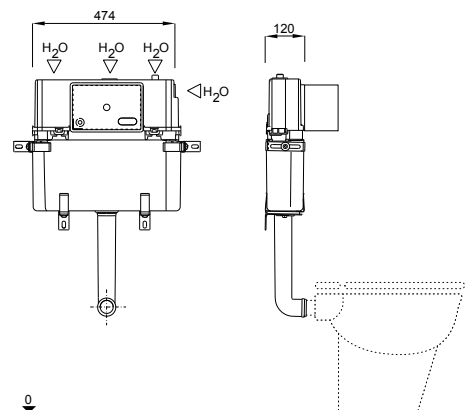
- Quiet mechanical fill valve (Noise class 1 ISO 3822)

**Product contains**

- Concealed cistern equipped with pre-installed stop valve – top right
- Water connection G 1/2
- Flush pipe L=300 mm
- Mounting brackets
- Complete installation and fixing material

Flushing plate needs to be ordered separately

CE EN 14055 - CL 1 - 6 - NL I - VR I

**Technical drawing****Matching flushing plates on pages 59-63**

Article number: **385765**  
 EAN-Code: 3838912025708  
 Packing: 36 Pcs./Pallet

## UP 199

**Installation method**

- Pre-wall installation or installation into a solid wall

**Properties**

- UP 199 concealed cistern
- Frontal flushing, for dual flushing (3/6 L)
- Flush volume adjustable (large flush 4-7 L, small flush 2-3 L)
- Water connection - top center
- Fully insulated against condensation

**Special features**

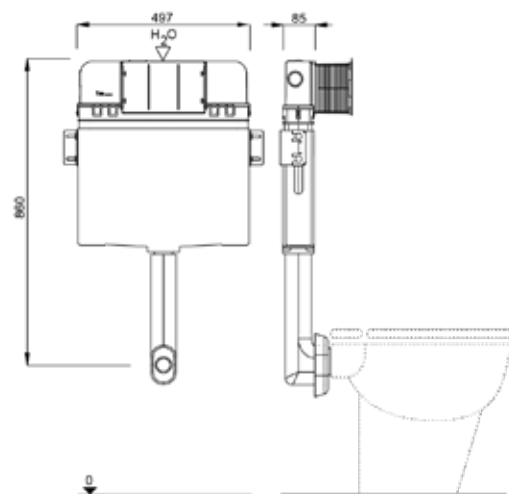
- Quiet hydraulic fill valve (Noise class 1 ISO 3822)

**Product contains**

- Concealed cistern equipped with pre-installed stop valve – top center
- Water connection G 1/2
- Flush pipe L=300 mm
- Plaster net
- Complete installation and fixing material

Flushing plate needs to be ordered separately

CE EN 14055 - CL1 - 6 - NL I - VR I

**Technical drawing****Matching flushing plates on pages 63-66**

Article number: **T02-0130-0250**  
 EAN-Code: 8681282615087  
 Packing: 30 Pcs./Pallet

## UP 199 ORIENTAL

**Installation method**

- Pre-wall installation or installation into a solid wall

**Properties**

- UP 199 concealed cistern
- Frontal flushing, for dual flushing (3/6 L)
- Flush volume adjustable (large flush 4-7 L, small flush 2-3 L)
- Water connection - top center
- Fully insulated against condensation

**Special features**

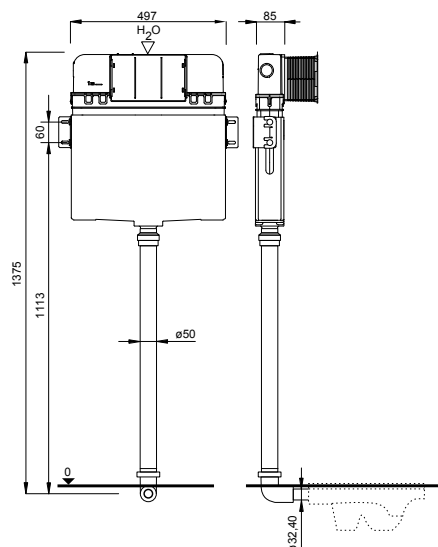

- Quiet hydraulic fill valve (Noise class 1 ISO 3822)

**Product contains**

- Concealed cistern equipped with pre-installed stop valve – top center
- Water connection G 1/2
- Protective channel and net
- Flush pipe and adapter seal
- Plaster net
- Complete installation and fixing material

Flushing plate needs to be ordered separately

CE EN 14055 - CL1 - 6 - NL I - VR I

**Technical drawing****Matching flushing plates on pages 63-66**

Article number: **T02-0140-0250**  
 EAN-Code: 8681282671885  
 Packing: 30 Pcs./Pallet

## UP 198 PNEU

**Installation method**

- Pre-wall installation or installation into a solid wall

**Properties**

- UP 198 concealed cistern
- Frontal flushing, set for dual flush pneumatic operation 6-9 L
- Water connection – top center
- Fully insulated against condensation

**Special features**

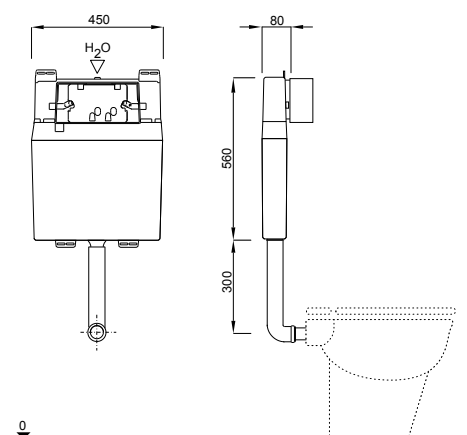
- Quiet hydraulic fill valve (Noise class 1 ISO 3822)

**Product contains**

- Concealed cistern equipped with pre-installed stop valve – top center
- Water connection G 1/2
- Flush pipe L=300 mm
- Mounting brackets
- Plaster net
- Complete installation and fixing material

Flushing system needs to be ordered separately

CE EN 14055 - CL1 - 7 - NL I - VR I

**Technical drawing****Flushing systems on page 79, 80**

Article number: **663266**  
 EAN code: 3838912043405  
 Packing: 30 Pcs./Pallet

## UP 387

**Installation method**

- Pre-wall installation or installation into a solid wall

**Properties**

- UP 387 concealed cistern
- Top or frontal flushing, dual flushing (3/6 L)
- Flush volume adjustable between 6 and 7.5 L
- Water connection – on the left side
- Fully insulated against condensation

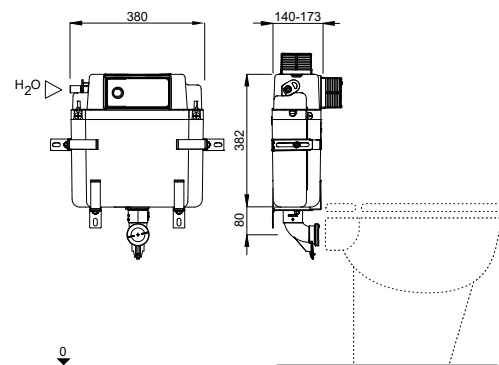
**Special features**

- Silent hydraulic fill valve (Noise class 1 ISO 3822)
- Suitable for pneumatic and mechanical flushing plates

**Product contains**

- Concealed cistern equipped with pre-installed stop valve – on the left side
- Water connection G 1/2
- PE drain elbow Ø 90 mm with a gasket eccentric
- PE adapter Ø 90/110 mm with a gasket
- Complete installation and fixing material
- Possible installation of flushing plates: GAIOS, THIRA

Flushing plate needs to be ordered separately

**Technical drawing**

Matching flushing plates on pages 69-71



Article number: **4060452807**

EAN-Code: 8711778228153

Packing: 48 Pz./Pallet

## Foot supports



### Installation method

- As installation support for SET WC

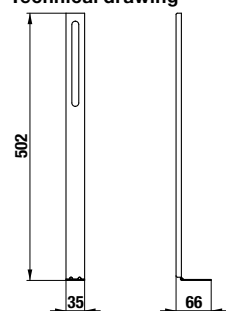
### Properties

- U-shaped galvanized profile with bottom plates

### Product contains

- Complete installation and fixing materials

### Technical drawing



Article number: **195279**  
EAN-Code: 3838912115300

## Insulation kit for toilet and bidet



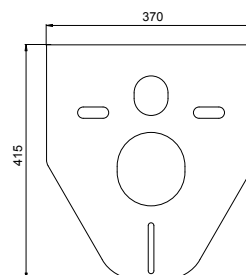
### Installation method

- For insulation between toilet or bidet pan and tiles

### Properties

- Color: white

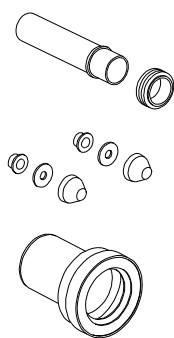
### Technical drawing



**WISA®**

Article number: **1409141000**  
EAN-Code: 8711778113220

## Standard WC connection kit



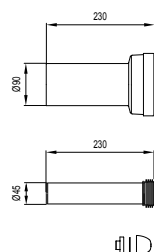
### Properties

- Material: PP
- Length = 230 mm
- Universal
- Color: black

### Product contains

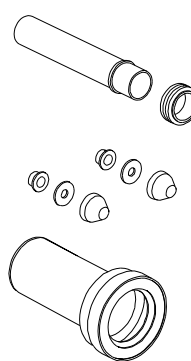
- Discharge extension Ø 90 mm
- Flush pipe extension Ø 45 mm
- Two nut covers
- Key seal

### Technical drawing



Article number: **8050390080**  
EAN-Code: 8711778120815

## Extra-long WC connection kit



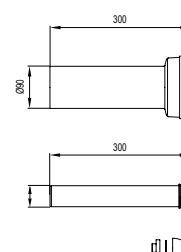
### Properties

- Material: PP
- Length = 300 mm
- Universal
- Color: black

### Product contains

- Discharge extension Ø 90 mm
- Flush pipe extension Ø 45 mm
- Two nut covers
- Key seal

### Technical drawing



**WISA®**

Article number: **8050390081**  
EAN-Code: 8711778120822



### Adapter Ø 90/100 mm



#### Properties

- Material: ABS
- Universal
- Color: black
- Suitable as straight connection for built-in systems

### Discharge elbow 90 x 90 mm



#### Installation method

- For built-in systems

#### Properties

- Material: PE-HD
- Universal
- Color: black

**WISA®**

Article number: **8050887372**  
EAN-Code: 8711778122420

**WISA®**

Article number: **8050390090**  
EAN-Code: 8711778141278

### Adapter Ø 90/110 mm



#### Properties

- Material: PE-HD
- Off center
- Universal
- Color: black
- Suitable as straight connection for built-in systems

**WISA®**

Article number: **8050390091**  
EAN-Code: 8711778141285



The most sustainable, touchless sanitary ware for public, commercial and hospitality projects.

All IPEE products are designed and developed based on a three principle philosophy:

- Technology - All our packs hold unique smart features that add value for both the end user as well as the property owner and his maintenance team.
- Sustainability - Our mission to improve the environment gives rise to providing water saving products only.
- Simplicity - Our integrated approach results in easy to install and easy to use products without sacrificing quality of design.

Urinal packs

Ceramics

+ integrated automatic flushing system



### Qualitative ceramics

All IPEE urinal packs include a high quality, durable ceramic urinal. The minimal yet refined designs of IPEE urinals fit perfectly in every bathroom or washroom. Premium packs (U6) are coated with Hydrofobe+ ceramic glaze. This coating guarantees that products will be easy to clean and will provide perfect hygiene. It offers an ultrasmooth surface where dirt nor bacteria can linger.

### State-of-the-art technology

IPEE flushing technology is designed and developed to be fully integrated into the back of urinals. It holds all the intelligent features you'd expect from a modern flushing system - and more! Since the flushing systems are mounted completely invisible to the user, they are very resistant to vandalism, making them ideal for commercial sanitary ware.

## U1 urinal pack BASIC



### Installation type

- Ceramic urinal + integrated automatic flush system

### Ceramic

- Series Edge
- Flush type: Rim flush
- Norms EN 13407, EN 80

### Technology

- Sensor technology IPEE Mini
- Flushing volume Adjustable: 0,8L - 1,5L - 3,0L
- Overflow prevention
- Stadium mode
- Manual override button
- Installation: Hidden
- Norms EN 274, EN 61000-6-3, EN 15091

### Special features

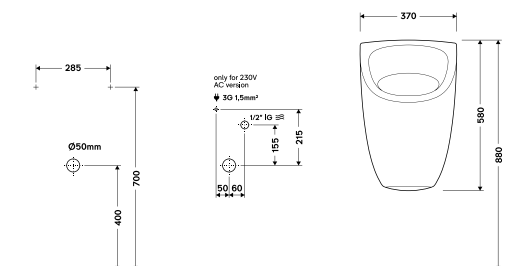
- No false flushes
- Overflow prevention
- Vandal proof
- Quick & easy to install

### Included in set

- Ceramic urinal
- IPEE Mini flushing system
- Horizontal trap
- Hoses, valve, power adapter, mounting set



### Technical drawing



ipee

Article no.	EAN code	Description
6055700082	8711778220683	U1, 230 V
6055700083	8711778220690	U1, Battery 6 V

## U2 urinal pack STANDARD



### Ceramic

- Series Bend
- Flush type: Rim flush
- Norms EN 13407, EN 80

### Technology

- Sensor technology IPEE Mini
- Flushing volume Adjustable: 0,8L - 1,5L - 3,0L
- Overflow prevention
- Stadium mode
- Forced flush by key
- 24h hygiene flush
- Installation: Concealed
- Norms EN 274, EN 61000-6-3, EN 15091

### Special features

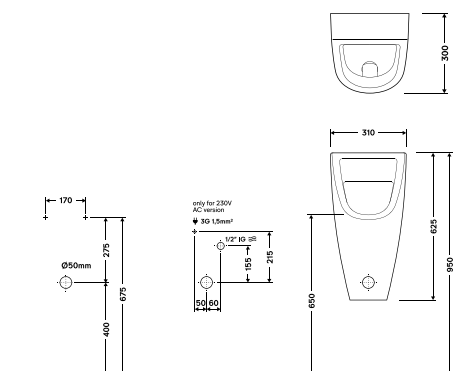
- No false flushes
- Overflow prevention
- Vandal proof
- No mounting frame required

### Included in set

- Ceramic urinal
- IPEE Mini flushing system
- Horizontal trap
- Hoses, valve, power adapter, mounting set



### Technical drawing



ipee

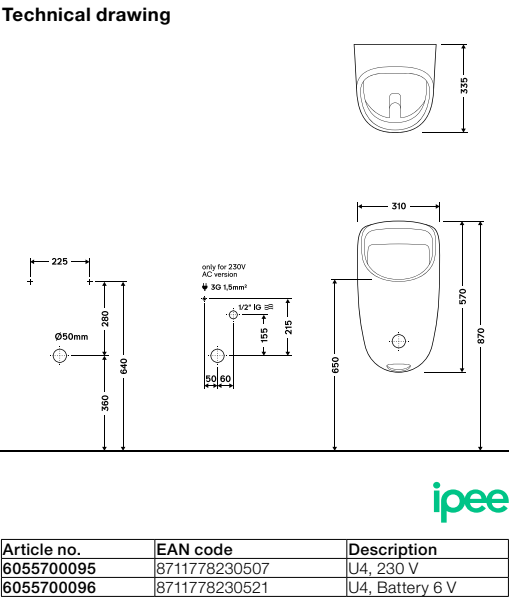
Article no.	EAN code	Description
6055700080	8711778230477	U2, 230 V
6055700092	8711778230514	U2, Battery 6 V

U4 Urinal pack PLUS



- Ceramic**
- Series Connect
  - Flush type: Rim flush
  - Norms EN 13407, EN 80
- Technology**
- Sensor technology IPEE Mini
  - Flushing volume Adjustable: 0,8L - 1,5L - 3,0L
  - Overflow prevention
  - Stadium mode
  - Forced flush by smart key
  - 24h hygiene flush
  - Installation: Concealed
  - Norms EN 274, EN 61000-6-3, EN 15091
- Special features**
- No false flushes
  - Overflow prevention
  - Vandal proof
  - No mounting frame required

- Included in set**
- Ceramic urinal
  - IPEE Mini flushing system
  - Horizontal trap
  - Hoses, valve, power adapter, mounting set

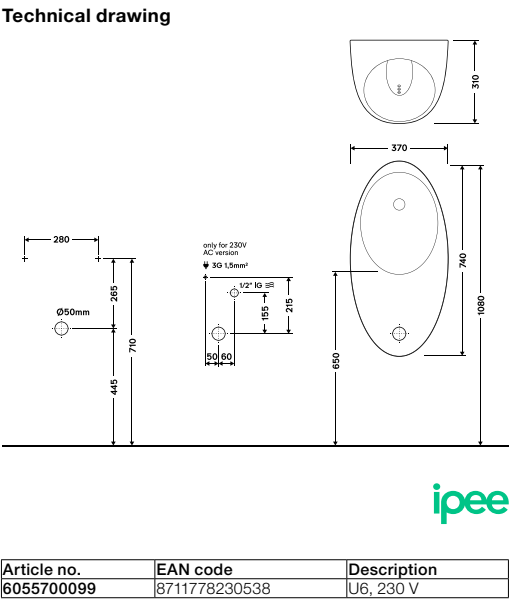


U6 urinal pack PREMIUM



- Ceramic**
- Series Axis
  - Coating: Hydrophobe + glazing
  - Flush type: Rimless + spreader
  - Specialties: Perforated drainholes
  - Norms EN 13407, EN 80
- Technology**
- Sensor technology IPEE Mini
  - Flushing volume Adjustable: 0,8L - 1,5L - 3,0L
  - Overflow prevention
  - Stadium mode
  - Forced flush by smart key
  - 24h hygiene flush
  - Installation: Concealed
  - Norms EN 274, EN 61000-6-3, EN 15091
- Special features**
- Rimfree design
  - No false flushes
  - Overflow prevention
  - Vandal proof
  - No mounting frame required

- Included in set**
- Ceramic urinal
  - IPEE Mini flushing system
  - Horizontal trap
  - Hoses, valve, power adapter, mounting set







Schwab flushing plates not only convince with their elegant design, but also with economic aspects. Dual flushing technology enables a household with 4 people to save up to 40,000 liters of drinking water per year!

- 
- 51 FLUSHING PLATES FOR WC ELEMENTS 380 AND 399
  - 59 FLUSHING PLATES FOR WC ELEMENTS 189 AND 198
  - 63 FLUSHING PLATES FOR WC ELEMENTS 199
  - 67 FLUSHING PLATES FOR WC ELEMENTS 387
  - 72 ACCESSORIES
  - 74 FLUSHING PLATES FOR URINAL
  - 77 FLUSHING SYSTEMS

## FLUSHING PLATES

Flushing plate model	Control	CONCEALED CISTERNS				
		380	189	199	387	198*
NEA DUO	electronic	■				
VERIA	mechanical	■				
VERIA DUO	mechanical	■				
ATENA	mechanical	■				
ATENA DUO	mechanical	■				
ARTE	mechanical	■				
ARTE DUO	mechanical	■				
ITEA	pneumatic	■				
ITEA DUO	pneumatic	■				
CARO	mechanical		■			■
CIRCLE	mechanical		■			■
GENERA	mechanical		■			■
FUTURA	mechanical		■			■
VIVA	mechanical		■			■
DURA	mechanical		■			■
OVATE DUO	mechanical		■			■
DOTS DUO	mechanical		■			■
MAGNUS	mechanical			■		
METIS	mechanical			■		
VENTUS	mechanical			■		
PLUTO	mechanical			■		
VELA	mechanical			■		
CERES	mechanical			■		
KATION DUO	electronic				■	
GAIOS DUO	electronic				■	
KANTOS	mechanical				■	
THIRA DUO	pneumatic				■	

\* Phase out product, check availability

## NEA DUO



NEA DUO



White  
Article number: **4060419811**  
EAN-Code: 8711778197640

**Installation method**

- For installation on concealed flushing cisterns

**Properties**

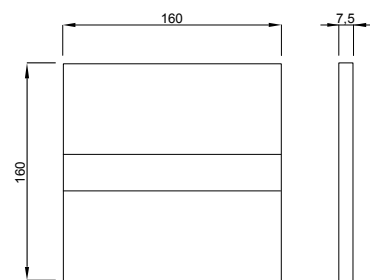
- Hygienic non-contact flushing with infrared technology
- Material: high quality plastic
- Dual flushing
- For 380 UP concealed cistern

**Special features**

- Easy installation and service
- Setting options via SCHWAB Tronic app (see page 53)

**Product contains**

- Complete fixing material
- Incl. lifting unit with servo motor
- Excl. power supply

**Technical drawing**

The following power supplies are possible,  
see pages 79  
UP power supply, plug-in power supply,  
hydro generator, battery

Packing: 12 Pcs./Carton

## NEA DUO GLASS



NEA DUO GLASS



White  
Article number: **4060419821**  
EAN-Code: 8711778213470



Black  
Article number: **4060419638**  
EAN-Code: 8711778213425

**Installation method**

- For installation on concealed flushing cisterns

**Properties**

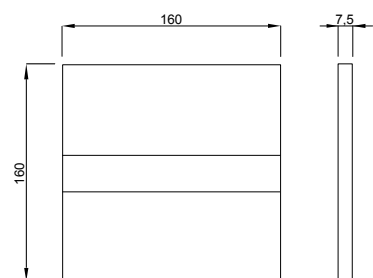
- Hygienic non-contact flushing with infrared technology
- Material: tempered glass
- Color: white, black
- Dual flushing
- For 380 UP concealed cistern

**Special features**

- Easy installation and service
- Floating impression through shadow gap
- Setting options via SCHWAB Tronic app (see page 53)

**Product contains**

- Complete fixing material
- Incl. lifting unit with servo motor
- Excl. power supply

**Technical drawing**

The following power supplies are possible,  
see pages 79  
UP power supply, plug-in power supply,  
hydro generator, battery

Packing: 12 Pcs./Carton

## NEA DUO STEEL DESIGN



NEA DUO STEEL DESIGN



Stainless steel  
Article number: **4060419640**  
EAN-Code: 8711778213432

**Installation method**

- For installation on concealed flushing cisterns

**Properties**

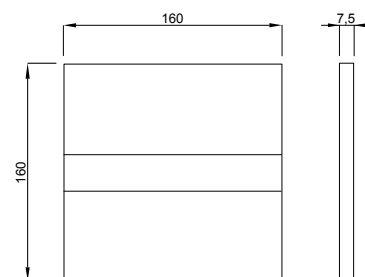
- Hygienic non-contact flushing with infrared technology
- Material: stainless steel
- Dual flushing
- For 380 UP concealed cistern

**Special features**

- Easy installation and service
- Floating impression through shadow gap
- Setting options via SCHWAB Tronic app (see page 53)

**Product contains**

- Complete fixing material
- Incl. lifting unit with servo motor
- Excl. power supply

**Technical drawing**

The following power supplies are possible,  
see pages 79  
UP power supply, plug-in power supply,  
hydro generator, battery

Packing: 12 Pcs./Carton

## NEA DUO STEEL SV



NEA DUO STEEL SV



Stainless steel  
Article number: **4060505601**  
EAN-Code: 8711778213487

**Installation method**

- For installation on concealed flushing cisterns

**Properties**

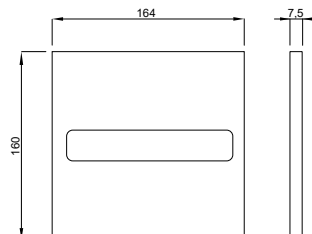
- Hygienic non-contact flushing with infrared technology
- Material: stainless steel
- Dual flushing
- For 380 UP concealed cistern

**Special features**

- Easy installation and service
- Suitable for (semi) public areas
- Interchangeable window
- Hidden fixation
- Setting options via SCHWAB Tronic app (see page 53)

**Product contains**

- Complete fixing material
- Incl. lifting unit with servo motor
- Excl. power supply

**Technical drawing**

The following power supplies are possible,  
see pages 79  
UP power supply, plug-in power supply,  
hydro generator, battery

Packing: 12 Pcs./Carton

## NEA STEEL VB / NEA DUO STEEL VB



NEA STEEL VB  
Article number: **4060419655**  
EAN-Code: 8711778213456



NEA DUO STEEL VB  
Article number: **4060419650**  
EAN-Code: 8711778213449

### Installation method

- For installation on concealed flushing cisterns

### Properties

- Hygienic non-contact flushing with infrared technology
- Material: stainless steel
- Start-Stop flushing (NEA STEEL VB)
- Dual flushing (NEA DUO STEEL VB)
- For 380 UP concealed cistern

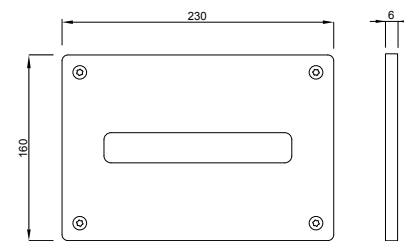
### Special features

- Easy installation and service
- Suitable for (semi) public areas
- Interchangeable window
- Fixation with 4 torx screws
- Setting options via SCHWAB Tronic app (see page 53)

### Product contains

- Complete fixing material
- Incl. lifting unit with servo motor
- Excl. power supply

### Technical drawing



The following power supplies are possible,  
see pages 79  
UP power supply, plug-in power supply,  
hydro generator, battery

Packing: 12 Pcs./Carton

## SCHWAB Tronic App



With a special SCHWAB application for your mobile phone or tablet, you can completely and simply change the settings of the flushing plate.

You can download the SCHWAB Tronic App for free at the Google play store or the Apple App Store.

### Settings:

- Hygienic flushing
- Interval hygienic flushing
- Automatic flushing / walk away
- Color of the lighting (any color possible)
- PIN code
- System diagnostics
- Statistics

### Power Modes:

- Wake up
- Wake up Eco
- Wake up Eco +
- Always light on

## VERIA / VERIA DUO



VERIA



White  
Article number: **4060414501**  
EAN-Code: 8711778212909



Matt chrome  
Article number: **4060414531**  
EAN-Code: 8711778212916



Bright chrome  
Article number: **4060414551**  
EAN-Code: 8711778212923

**Installation method**

- For installation on concealed flushing cisterns

**Properties**


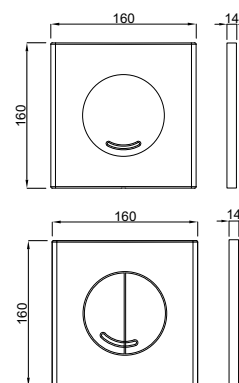
- Material: high quality plastic
- Start-Stop flushing (VERIA)
- Dual flushing (VERIA DUO)
- Color: white, matt chrome, bright chrome, pergamon
- For 380 UP concealed cistern
- For 399 UP concealed cistern (VERIA DUO)
- For DUPLO UR element article number 8050452777 (VERIA)

**Special features**

- Easy installation and service

**Product contains**

- Complete fixing material

**Technical drawing**

VERIA DUO



White  
Article number: **4060414601**  
EAN-Code: 8711778212930



Matt chrome  
Article number: **4060414631**  
EAN-Code: 8711778212961




Bright chrome  
Article number: **4060414651**  
EAN-Code: 8711778212978



Pergamon  
Article number: **4060414614**  
EAN-Code: 8711778212954

Packing: 20 Pcs./Carton

## ATENA / ATENA DUO



ATENA



White  
Article number: **4060414301**  
EAN-Code: 8711778212848



Matt chrome  
Article number: **4060414331**  
EAN-Code: 8711778212855



Bright chrome  
Article number: **4060414351**  
EAN-Code: 8711778212862

**Installation method**

- For installation on concealed flushing cisterns

**Properties**

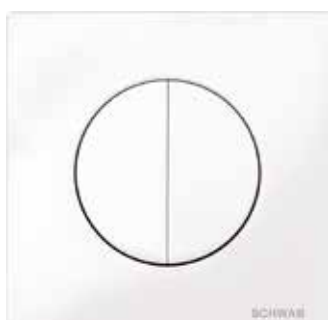
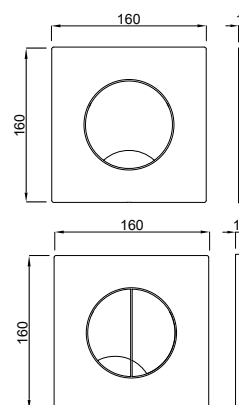
- Material: high quality plastic
- Start-Stop flushing (ATENA)
- Dual flushing (ATENA DUO)
- Color: white, matt chrome, bright chrome
- For 380 UP concealed cistern
- For 399 UP concealed cistern (ATENA DUO)
- For DUPLO UR element article number 8050452777 (ATENA)

**Special features**

- Easy installation and service

**Product contains**

- Complete fixing material

**Technical drawing**

ATENA DUO



White  
Article number: **4060414401**  
EAN-Code: 8711778212879



Matt chrome  
Article number: **4060414431**  
EAN-Code: 8711778212886



Bright chrome  
Article number: **4060414451**  
EAN-Code: 8711778212893

Packing: 20 Pcs./Carton

## ARTE / ARTE DUO



ARTE



White  
Article number: **4060415501\***  
EAN-Code: 8711778212985



Matt chrome  
Article number: **4060415531\***  
EAN-Code: 8711778212992



ARTE DUO



Matt chrome  
Article number: **4060415631**  
EAN-Code: 8711778213029



Bright chrome  
Article number: **4060415651**  
EAN-Code: 8711778213043



Black  
Article number: **4060415638**  
EAN-Code: 8711778213036

**Installation method**

- For installation on concealed flushing cisterns

**Properties**

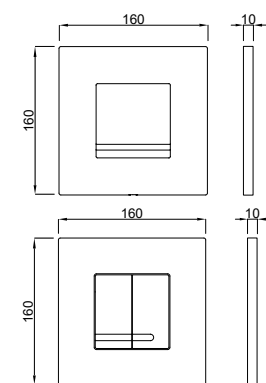
- Material: high quality plastic
- Start-Stop flushing (ARTE)
- Dual flushing (ARTE DUO)
- Color: white, matt chrome, bright chrome, black
- For 380 UP concealed cistern
- For 399 UP concealed cistern (ARTE DUO)
- For DUPLO UR element article number 8050452777 (ARTE)

**Special features**

- Easy installation and service

**Product contains**

- Complete fixing material

**Technical drawing**

Packing: 12 Pcs./Carton

\* Phase out product, check availability

## ARTE METALL / ARTE DUO METALL



ARTE METALL




Matt chrome  
Article number: **4060414131**  
EAN-Code: 8711778212824



Bright chrome  
Article number: **4060414151**  
EAN-Code: 8711778212831



White  
Article number: **4060414001**  
EAN-Code: 8711778213951



ARTE DUO METALL

**Installation method**

- For installation on concealed flushing cisterns

**Properties**

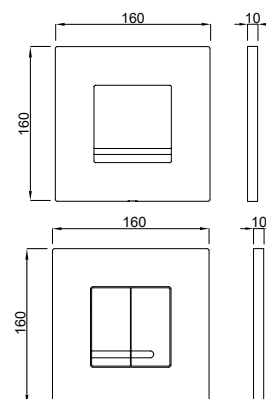
- Material: zinc die-casting
- Start-Stop flushing (ARTE METALL)
- Dual flushing (ARTE DUO METALL)
- Color: white, matt chrome, bright chrome, matt/bright chrome, bright/matt chrome
- For 380 UP concealed cistern
- For DUPLO UR element article number 8050452777 (ARTE METALL)

**Special features**

- Easy installation and service
- Lockable with countersunk bolt

**Product contains**


- Complete fixing material

**Technical drawing**

Packing: 20 Pcs./Carton



## ARTE DUO STEEL DESIGN



ARTE DUO STEEL DESIGN



Stainless steel  
Article number: **4060420101**  
EAN-Code: 8711778213333

**Installation method**

- For installation on concealed flushing cisterns

**Properties**

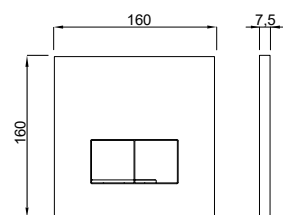
- Material: stainless steel
- Dual flushing
- For 380 UP concealed cistern
- For 399 UP concealed cistern

**Special features**

- Easy installation and service
- Floating impression through shadow gap
- Design version

**Product contains**

- Complete fixing material

**Technical drawing**

Packing: 20 Pcs./Carton

## ARTE DUO GLASS



ARTE DUO GLASS



White  
Article number: **4060420201**  
EAN-Code: 8711778213364



Black  
Article number: **4060420238**  
EAN-Code: 8711778213371

**Installation method**

- For installation on concealed flushing cisterns

**Properties**

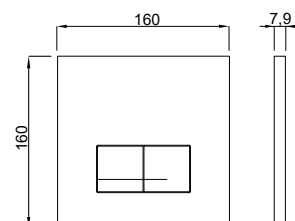
- Material: glass
- Dual flushing
- Color: white, black
- For 380 UP concealed cistern
- For 399 UP concealed cistern

**Special features**

- Easy installation and service
- Floating impression through shadow gap


**Product contains**

- Complete fixing material

**Technical drawing**

Packing: 12 Pcs./Carton

## ARTE DUO ALU



ARTE DUO ALU



Aluminium  
Article number: **4060420111**  
EAN-Code: 8711778213340



Black  
Article number: **4060420138**  
EAN-Code: 8711778213357

**Installation method**

- For installation on concealed flushing cisterns

**Properties**

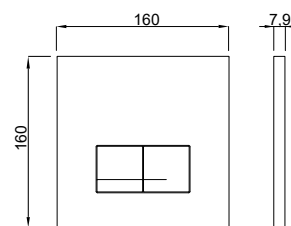
- Material: aluminium
- Dual flushing
- Color: aluminium, black
- For 380 UP concealed cistern
- For 399 UP concealed cistern

**Special features**

- Easy installation and service
- Floating impression through shadow gap

**Product contains**

- Complete fixing material

**Technical drawing**

Packing: 20 Pcs./Carton

## ITEA DUO



ITEA DUO



White  
Article number: **4060419601**  
EAN-Code: 8711778213265



Bright chrome  
Article number: **4060419651**  
EAN-Code: 8711778213289

**Installation method**

- For installation on concealed flushing cisterns

**Properties**

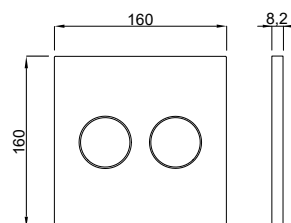
- Material: high quality plastic
- Dual flushing
- Color: white, matt chrome, bright chrome
- For 380 UP concealed cistern

**Special features**

- Easy installation and service

**Product contains**

- Complete fixing material
- Incl. pneumatic lifting unit

**Technical drawing**

Packing: 12 Pcs./Carton

## ITEA DUO GLASS



ITEA DUO GLASS



White  
Article number: **4060419801**  
EAN-Code: 8711778213319



Black  
Article number: **4060419838**  
EAN-Code: 8711778213326

**Installation method**

- For installation on concealed flushing cisterns

**Properties**

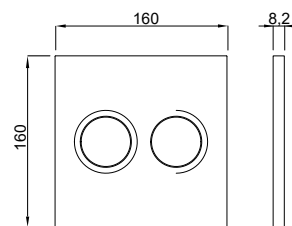
- Material: glass
- Dual flushing
- Color: white, black
- For 380 UP concealed cistern

**Special features**

- Easy installation and service
- Floating impression through shadow gap


**Product contains**

- Complete fixing material
- Incl. pneumatic lifting unit

**Technical drawing**

Packing: 12 Pcs./Carton

## ITEA DUO ALU



ITEA DUO ALU



Black  
Article number: **4060419738**  
EAN-Code: 8711778213296

**Installation method**

- For installation on concealed flushing cisterns

**Properties**

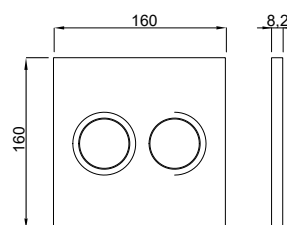
- Material: aluminium
- Dual flushing
- Color: aluminium, black
- For 380 UP concealed cistern

**Special features**

- Easy installation and service

**Product contains**

- Complete fixing material
- Incl. pneumatic lifting unit

**Technical drawing**

Packing: 12 Pcs./Carton

## ITEA STEEL



ITEA STEEL



Stainless steel  
Article number: **4060404001**  
EAN-Code: 8711778212718

### Installation method

- For installation on concealed flushing cisterns

### Properties

- Material: stainless steel
- For 380 UP concealed cistern

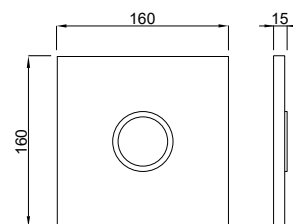
### Special features

- Easy installation and service
- Suitable for (semi) public areas
- Lockable with countersunk bolt

### Product contains


- Complete fixing material
- Incl. pneumatic lifting unit

### Technical drawing



Packing: 12 Pcs./Carton

## CARO



CARO



Glass - Mint green  
Article number: **9228**  
EAN-Code: 3838912027405



Glass - White  
Article number: **8940**  
EAN-Code: 3838912027412



Glass - Black  
Article number: **4810**  
EAN-Code: 3838912027429



Wood look/Wenge  
Article number: **12400**  
EAN-Code: 3838912027023



Transparent plastic - White  
Article number: **256717**  
EAN-Code: 3838912024329



Transparent plastic - Black  
Article number: **384645**  
EAN-Code: 3838912025517



Glass white - Gold  
Article number: **675042**  
EAN-Code: 3838912064387



Glass black - Gold  
Article number: **675043**  
EAN-Code: 3838912064394



Matt - Black  
Article number: **681017**  
EAN-Code: 3838912063205

### Installation method

- For installation on concealed flushing cisterns

### Properties

- Material: glass, wood, transparent plastic
- Dual flushing
- For 189 UP concealed cistern
- For 198 UP concealed cistern

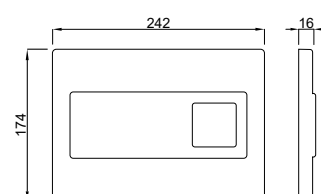
### Special features

- Easy installation and service

### Product contains

- Complete fixing material

### Technical drawing



Packing: 4 Pcs./Carton

CIRCLE



CIRCLE



Glass white - Gold  
Article number: **675040**  
EAN-Code: 3838912064363

Glass Black - Gold  
Article number: **675041**  
EAN-Code: 3838912064370



Glass - Mint green  
Article number: **15323**  
EAN-Code: 3838912027504



Glass - White  
Article number: **256720**  
EAN-Code: 3838912027511



Glass - Black  
Article number: **256719**  
EAN-Code: 3838912027528



Wood look/Wenge  
Article number: **256721**  
EAN-Code: 3838912027603



Wood look/Zebirano  
Article number: **12316**  
EAN-Code: 3838912027610



Transparent plastic - White  
Article number: **15322**  
EAN-Code: 3838912024404



Transparent plastic - Black  
Article number: **385302**  
EAN-Code: 3838912025524



Matt - Black  
Article number: **681030**  
EAN-Code: 3838912063625

Installation method

- For installation on concealed flushing cisterns

Properties

- Material: glass, wood, transparent plastic
- Dual flushing
- For 189 UP concealed cistern
- For 198 UP concealed cistern

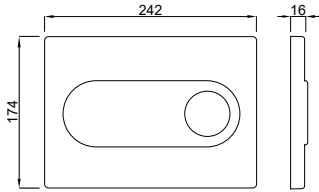
Special features

- Easy installation and service

Product contains


- Complete fixing material

Technical drawing



Packing: 4 Pcs./Carton

GENERA



GENERA



White with silver metal function buttons  
Article number: **634496**  
EAN-Code: 3838912038913

Installation method

- For installation on concealed flushing cisterns

Properties

- Material: high quality plastic
- Dual flushing
- Color: white with silver metal function buttons
- For 189 UP concealed cistern
- For 198 UP concealed cistern

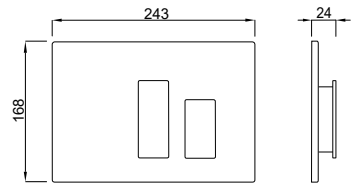
Special features

- Easy installation and service

Product contains

- Complete fixing material

Technical drawing



Packing: 4 Pcs./Carton

## FUTURA



FUTURA



White with silver metal function buttons  
 Article number: **634850**  
 EAN-Code: 3838912039613

**Installation method**

- For installation on concealed flushing cisterns

**Properties**

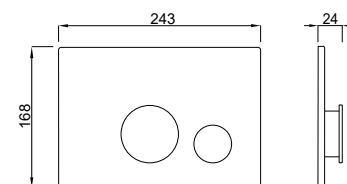
- Material: high quality plastic
- Dual flushing
- Color: white with silver metal function buttons
- For 189 UP concealed cistern
- For 198 UP concealed cistern

**Special features**

- Easy installation and service

**Product contains**

- Complete fixing material

**Technical drawing**

Packing: 4 Pcs./Carton

## VIVO



VIVO



White  
 Article number: **634672**  
 EAN-Code: 3838912039217



Bright chrome  
 Article number: **634678**  
 EAN-Code: 3838912039316

**Installation method**

- For installation on concealed flushing cisterns

**Properties**

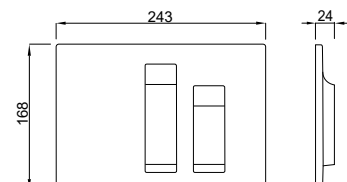
- Material: high quality plastic
- Dual flushing
- Color: white, matt chrome, bright chrome
- For 189 UP concealed cistern
- For 198 UP concealed cistern

**Special features**

- Easy installation and service

**Product contains**

- Complete fixing material

**Technical drawing**

Packing: 4 Pcs./Carton

## DURA



DURA



White  
Article number: **634684**  
EAN-Code: 3838912039408



Matt chrome  
Article number: **634691**  
EAN-Code: 3838912039422



Bright chrome  
Article number: **634694**  
EAN-Code: 3838912039514

**Installation method**

- For installation on concealed flushing cisterns

**Properties**

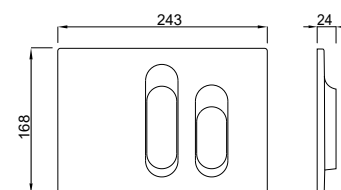
- Material: high quality plastic
- Dual flushing
- Color: white, matt chrome, bright chrome
- For 189 UP concealed cistern
- For 198 UP concealed cistern

**Special features**

- Easy installation and service

**Product contains**

- Complete fixing material

**Technical drawing**

Packing: 4 Pcs./Carton

## OVATE DUO



OVATE DUO



White  
Article number: **257420**  
EAN-Code: 3838912027726



Matt chrome  
Article number: **257421**  
EAN-Code: 3838912027801



Bright chrome  
Article number: **257422**  
EAN-Code: 3838912027818



Matt Black  
Article number: **681008**  
EAN-Code: 3838912063182



Gold  
Article number: **675132**  
EAN-Code: 3838912064554

**Installation method**

- For installation on concealed flushing cisterns

**Properties**

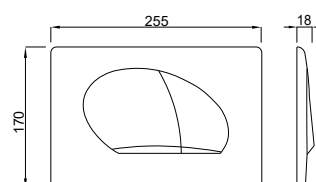
- Material: high quality plastic
- Dual flushing
- Color: white, matt chrome, bright chrome, gold, black
- For 189 UP concealed cistern
- For 198 UP concealed cistern

**Special features**

- Easy installation and service

**Product contains**

- Complete fixing material

**Technical drawing**

Packing: 4 Pcs./Carton



## DOTS DUO



DOTS DUO



White  
Article number: **257426**  
EAN-Code: 3838912027115



Matt chrome  
Article number: **257427**  
EAN-Code: 3838912027122



Bright chrome  
Article number: **257429**  
EAN-Code: 3838912027207



Matt black  
Article number: **681013**  
EAN-Code: 3838912063199



Gold  
Article number: **675130**  
EAN-Code: 3838912064547

**Installation method**

- For installation on concealed flushing cisterns

**Properties**

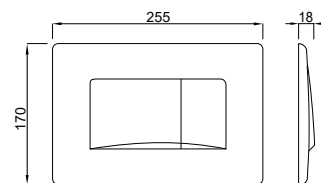
- Material: high quality plastic
- Dual flushing
- Color: white, matt chrome, bright chrome, gold, black
- For 189 UP concealed cistern
- For 198 UP concealed cistern

**Special features**

- Easy installation and service

**Product contains**

- Complete fixing material

**Technical drawing**

Packing: 4 Pcs./Carton

## MAGNUS STEEL



MAGNUS STEEL



Stainless steel  
Article number: **P54-0018-0250**  
EAN Code: 8681282682225

**Installation method**

- For installation on concealed flushing cisterns

**Properties**

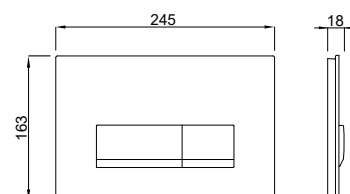
- Material: stainless steel
- Dual flushing
- For 199 UP concealed cistern

**Special features**

- Easy installation and service

**Product contains**

- Complete fixing material

**Technical drawing**

Packing: 10 Pcs./Carton

## MAGNUS GLASS



MAGNUS GLASS



Glass - White  
Article number: **P54-0003-0250**  
EAN Code: 8681282682447



Glass - Black  
Article number: **P54-0001-0250**  
EAN Code: 8681282682331

**Installation method**

- For installation on concealed flushing cisterns

**Properties**

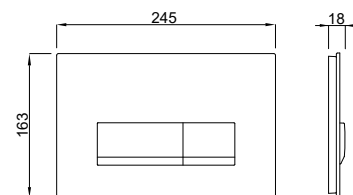
- Material: glass
- Dual flushing
- Color: white, black
- For 199 UP concealed cistern

**Special features**

- Easy installation and service


**Product contains**

- Complete fixing material

**Technical drawing**

Packing: 10 Pcs./Carton

## METIS



METIS



White  
Article number: **P41-0130-0250**  
EAN-Code: 8681282608706



Matt chrome  
Article number: **P41-0110-0250**  
EAN-Code: 8681282608577



Bright chrome  
Article number: **P41-0120-0250**  
EAN-Code: 8681282608652



Black  
Article number: **P41-0190-0253**  
EAN-Code: 8681282676774

**Installation method**

- For installation on concealed flushing cisterns

**Properties**

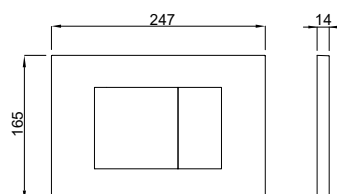
- Material: high quality plastic
- Dual flushing
- Color: white, matt chrome, bright chrome, black
- For 199 UP concealed cistern

**Special features**

- Easy installation and service


**Product contains**

- Complete fixing material

**Technical drawing**

Packing: 10 Pcs./Carton

## VENTUS



VENTUS



Matt chrome  
Article number: **P62-0110-0250**  
EAN-Code: 8681282682669



Bright chrome  
Article number: **P62-0120-0250**  
EAN-Code: 8681282682553

### Installation method

- For installation on concealed flushing cisterns

### Properties

- Material: high quality plastic
- Dual flushing
- Color: white, matt chrome, bright chrome
- For 199 UP concealed cistern

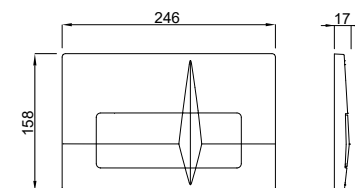
### Special features

- Easy installation and service

### Product contains

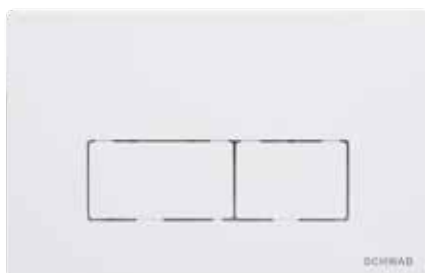
- Complete fixing material

### Technical drawing



Packing: 10 Pcs./Carton

## PLUTO



PLUTO



White  
Article number: **P58-0130-0250**  
EAN-Code: 8681282612611



Matt chrome  
Article number: **P58-0110-0250**  
EAN-Code: 8681282612390



Bright chrome  
Article number: **P58-0120-0250**  
EAN-Code: 8681282612888



Black  
Article number: **P58-0190-0250**  
EAN-Code: 8681282612741



Gold  
Article number: **P58-0140-0250**  
EAN-Code: 8681282656233

### Installation method

- For installation on concealed flushing cisterns

### Properties

- Material: high quality plastic
- Dual flushing
- Color: white, matt chrome, bright chrome, black, gold
- For 199 UP concealed cistern

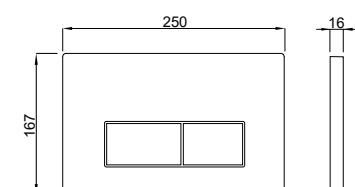
### Special features

- Easy installation and service

### Product contains

- Complete fixing material

### Technical drawing



Packing: 10 Pcs./Carton

## VELA



VELA



White  
Article number: **P47-0130-0253**  
EAN-Code: 8681282677009



Matt chrome  
Article number: **P47-0110-0253**  
EAN-Code: 8681282676996



Bright chrome  
Article number: **P47-0120-0253**  
EAN-Code: 8681282676880



Black  
Article number: **P47-0190-0253**  
EAN-Code: 8681282677115



White + Gold Ring  
Article number: **P47-0205-0250**  
EAN-Code: 8681282653317



White + Glossy Chrome Ring  
Article number: **P47-0201-0250**  
EAN-Code: 8681282653294



Black + Gold Ring  
Article number: **P47-0235-0250**  
EAN-Code: 8681282653324



Black + Glossy Chrome Ring  
Article number: **P47-0202-0250**  
EAN-Code: 8681282653300



Matt white  
Article number: **P47-0131-0400**  
EAN-Code: 8681282657919



Gold  
Article number: **P47-0140-0250**  
EAN-Code: 8681282656219

Packing: 10 Pcs./Carton

**Installation method**

- For installation on concealed flushing cisterns

**Properties**

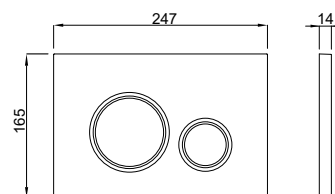
- Material: high quality plastic
- Dual flushing
- Color: white, matt chrome, bright chrome, black, gold
- For 199 UP concealed cistern

**Special features**

- Easy installation and service

**Product contains**

- Complete fixing material

**Technical drawing**

## CERES



CERES



CERES White  
Article number: **P67-0130-0250**  
EAN-Code: 8681282654482



CERES White matt  
Article number: **P67-0131-0400**  
EAN-Code: 8681282657926



CERES Bright chrome  
Article number: **P67-0120-0250**  
EAN-Code: 8681282654444



CERES Matt chrome  
Article number: **P67-0110-0250**  
EAN-Code: 8681282654604



CERES Black matt  
Article number: **P67-0190-0250**  
EAN-Code: 8681282654437

**Installation method**

- For installation on concealed flushing cisterns

**Properties**

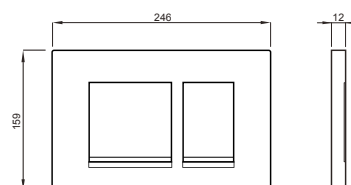
- Material: high quality plastic
- Dual flushing
- Color: white, matt chrome, bright chrome, black
- For 199 UP concealed cistern

**Special features**

- Easy installation and service


**Product contains**

- Complete fixing material

**Technical drawing**

Packing: 10 Pcs./Carton

## Kit pneumatic 199/299



White  
Article number: **P68-0130-0250**  
EAN-Code: 8681282657988

### Properties

- Material: high quality plastic
- Color: white


### Special features

- Simple installation and use

### Product contains


- Including pneumatic lifting device
- Air hose: approx. 2 meters
- Cover plate
- Complete fixing material

The following pneumatic buttons are compatible (see pages 66, 67)



KIT PNEUMATICO

### Technical drawing



Packing: 24 Pcs./Carton

## ALTHEA - kit IR control 199/299



White  
Article number: **P69-0130-0250**  
EAN-Code: 8681282657995

### Properties

- Hygienic non-contact flushing with infrared technology
- Material: high quality plastic
- Dual flushing
- For 199 series built-in cistern

### Special features

- Easy installation and use
- Setting options via SCHWAB Tronic app (see page 50)

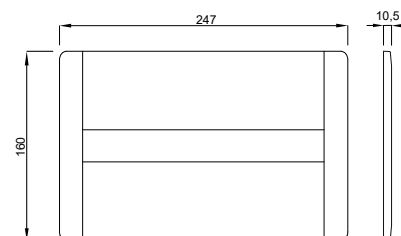
### Product contains

- Complete fixing material
- Incl. lifting unit
- Excl. power supply

The following power supplies are possible, see page 62  
UP power supply, plug-in power supply, battery

ALTHEA

### Technical drawing



Packing: 24 Pcs./Carton

## KATION DUO WHITE



KATION DUO WHITE



White  
Article number: **4060419911**  
EAN-Code: 8711778213524

**Installation method**

- For installation on concealed flushing cisterns

**Properties**


- Material: high quality plastic
- Dual flushing
- Color: white
- For 387 UP concealed cistern

**Special features**

- Easy installation and service
- For front flushing activation

**Product contains**

- Complete fixing material

**Technical drawing**

Packing: 12 Pcs./Carton


## KATION DUO GLASS



KATION DUO GLASS



White  
Article number: **4060419921**  
EAN-Code: 8711778213500



Black  
Article number: **4060419938**  
EAN-Code: 8711778213517

**Installation method**

- For installation on concealed flushing cisterns

**Properties**


- Material: glass
- Dual flushing
- Color: white, black
- For 387 UP concealed cistern

**Special features**

- Easy installation and service
- For front flushing activation
- Floating impression through shadow gap


**Product contains**

- Complete fixing material

**Technical drawing**

Packing: 12 Pcs./Carton

## GAIOS DUO



GAIOS DUO



White  
Article number: **4060418701**  
EAN-Code: 8711778213197



Matt chrome  
Article number: **4060418731**  
EAN-Code: 8711778213203



Bright chrome  
Article number: **4060418751**  
EAN-Code: 8711778213210

**Installation method**

- For installation on concealed flushing cisterns

**Properties**

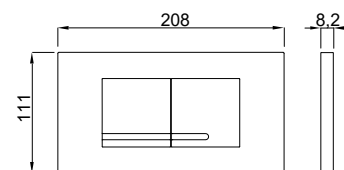
- Material: high quality plastic
- Dual flushing
- Color: white, matt chrome, bright chrome
- For 387 UP concealed cistern

**Special features**

- Easy installation and service
- For top or front flushing activation

**Product contains**

- Complete fixing material

**Technical drawing**

Packing: 20 Pcs./Carton


## GAIOS DUO GLASS



GAIOS DUO GLASS



White  
Article number: **4060421201**  
EAN-Code: 8711778213401



Black  
Article number: **4060421238**  
EAN-Code: 8711778213418

**Installation method**

- For installation on concealed flushing cisterns

**Properties**

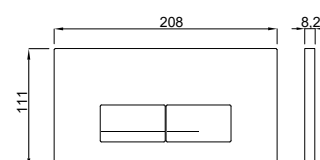
- Material: glass
- Dual flushing
- Color: white, black
- For 387 UP concealed cistern

**Special features**

- Easy installation and service
- For top or front flushing activation
- Floating impression through shadow gap

**Product contains**

- Complete fixing material

**Technical drawing**

Packing: 20 Pcs./Carton



## GAIOS DUO STEEL



GAIOS DUO STEEL



Stainless steel  
Article number: **4060419001**  
EAN-Code: 8711778213227

**Installation method**

- For installation on concealed flushing cisterns

**Properties**

- Material: stainless steel
- Dual flushing
- For 387 UP concealed cistern

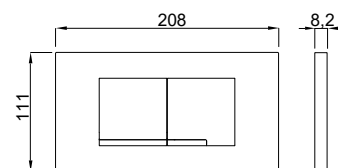
**Special features**

- Easy installation and service
- For top or front flushing activation


**Product contains**

- Complete fixing material

Packing: 20 Pcs./Carton

**Technical drawing**


## KANTOS



KANTOS



Brushed bronze  
Article number: **8050418733**  
EAN-Code: 8711778228191



Brushed copper  
Article number: **8050418735**  
EAN-Code: 8711778228177



Brushed black titanium  
Article number: **8050418738**  
EAN-Code: 8711778228184



Matt black  
Article number: **8050418755**  
EAN-Code: 8711778228160

**Installation method**

- For installation on concealed flushing cisterns

**Properties**

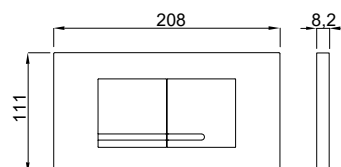
- Material: high quality plastic
- Dual flushing
- Color: brushed bronze, brushed copper, brushed black titanium, matt black
- For 387 UP concealed cistern

**Special features**


- Easy installation and service
- For top or front flushing activation

**Product contains**

- Complete fixing material

**Technical drawing**

## THIRA DUO



THIRA DUO



White  
Article number: **4060419301**  
EAN-Code: 8711778213234



Matt chrome  
Article number: **4060419331**  
EAN-Code: 8711778213241



Bright chrome  
Article number: **4060419351**  
EAN-Code: 8711778213258

**Installation method**

- For installation on concealed flushing cisterns

**Properties**

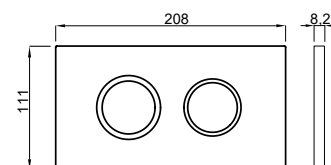
- Material: high quality plastic
- Dual flushing
- Color: white, matt chrome, bright chrome
- For 387 UP concealed cistern

**Special features**

- Easy installation and service
- For top or front flushing activation

**Product contains**

- Complete fixing material
- Incl. pneumatic lifting unit

**Technical drawing**

Packing: 12 Pcs./Carton

## NEA / KATION UP Power supply



### Installation method

- For NEA / KATION flushing plates

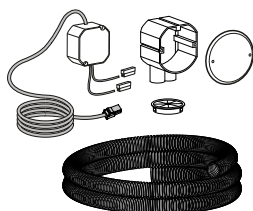
### Properties

- Input AC 100-240V ~ / 50-60 Hz
- Output DC 5V / 1A
- Cable length approx. 2.0 m

### Product contains

- Mounting box with cover
- Empty pipe
- Cover plate

### Technical drawing



Article number: **8050999211**  
 EAN-Code: 8711778199057  
 Packing: 12 Pcs./Carton

## NEA / KATION plug-in power supply



### Installation method

- Plug-in power supply for: NEA / KATION flushing plates

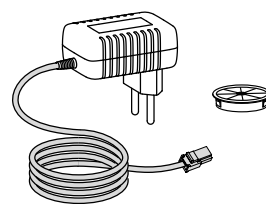
### Properties

- Input AC 100-240V ~ / 50-60 Hz
- Output DC 5V / 1A
- Cable length approx. 1,8 m

### Product contains

- Cover plate

### Technical drawing



Article number: **8050999301**  
 EAN-Code: 8711778199064  
 Packing: 1 Pcs./Carton

## NEA / KATION Battery unit



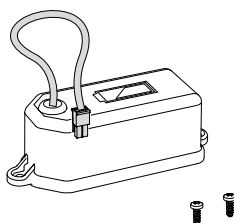
### Installation method

- For NEA / KATION flushing plates

### Product contains

- 6V - 4 x 1.5V AA / LR6 batteries
- Incl. 4 batteries

### Technical drawing



Article number: **8050883140**  
 EAN code: 8711778197718  
 Packing: 72 Pcs./Carton

## Tele Blue



### Installation method

- Pneumatic remote release suitable for 380 WC elements
- Only to be used in combination with ITEA STEEL flushing plate

### Properties

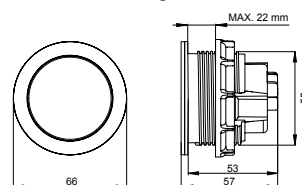
- Material: stainless steel

### Product contains

- Air hose: approx. 2 meters

\* Check product availability

### Technical drawing



Article number: **4060404232**  
 EAN-Code: 8711778212732  
 Packing: 16 Pcs./Carton

## Kit 2x Tele Steel



### Installation method

- Additional operation at the concealed flushing cistern possible in combination with the flushing plate ITEA STEEL

### Properties

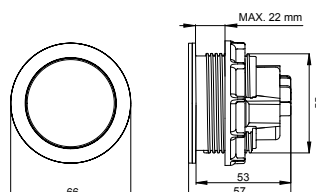
- Material: stainless steel
- Including outlet and pneumatic lifting unit
- Suitable for supporting handles with holding plate for pneumatic operations with a hole diameter of 56 mm
- Operation left and right (6 L)

### Product contains

- Including outlet and pneumatic lifting unit
- Air hose: approx. 2 meters


\* Check product availability

### Technical drawing



Article number: **4060404111**  
 EAN-Code: 8711778212725  
 Packing: 1 Pcs./Carton

## NEA hydro generator



### Installation method

- With hydro generator the operation of the NEA flushing plate is independent of external power supply (230 V or battery)
- The hydro generator is installed in the concealed cistern 3800/380 between angle and fill valve

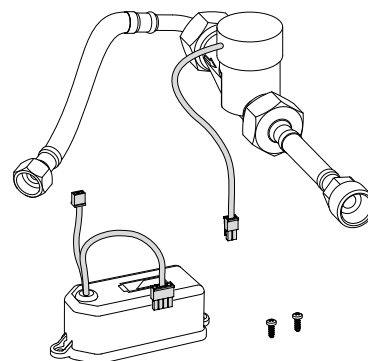
### Properties

- The hydro generator generates an electric current with each flush and stores it in a special lithium-ion battery

### Product contains


- Hydro generator for NEA flushing plate
- Battery housing with lithium-ion battery DC 7.2 V / 1 A
- Flexible connection pipes with seals
- Non-return valve

### Technical drawing



Article number: **8050999011**  
 EAN-Code: 8711778199033  
 Packing: 12 Pcs./Carton

## KATION hydro generator



### Installation method

- With hydro generator the operation of the KATION flushing plate is independent of external power supply (230 V or battery)
- The hydro generator is installed in concealed cistern 6052 between angle and fill valve

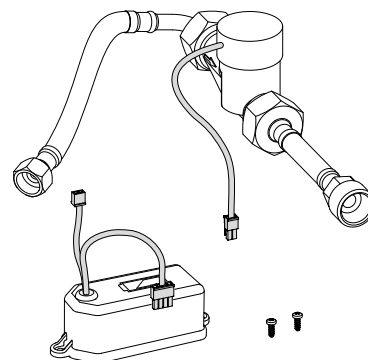
### Properties

- The hydro generator generates an electric current with each flush and stores it in a special lithium-ion battery

### Product contains

- Hydro generator for KATION flushing plate
- Battery housing with lithium-ion battery DC 7.2 V / 1 A
- Flexible connection pipes with seals
- Non-return valve

### Technical drawing



Article number: **8050999130**  
 EAN-Code: 8711778210615  
 Packing: 12 Pcs./Carton

## Tele Schw. + lifting unit



### Installation method

- To be used in combination with 380 / XS and 387 / XT WC elements

### Properties

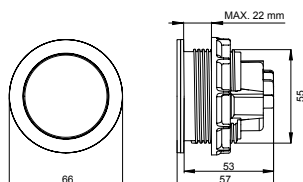
- Material: stainless steel

### Product contains

- Incl. pneumatic lifting unit
- Air hose: approx. 2 meters

\* Check product availability

### Technical drawing



Article number: **4060404238**  
 EAN-Code: 8711778212749  
 Packing: 16 Pcs./Carton

## ITEA STEEL cover plate



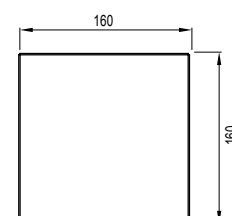
### Installation method

- To be used in combination with 380 / XS WC elements

### Properties

- Material: stainless steel
- Suitable for (semi) public areas
- Suitable as inspection opening

### Technical drawing



Article number: **4060421119**  
 EAN-Code: 8711778213388  
 Packing: 12 Pcs./Carton

## UR STEEL SV



UR STEEL SV



Article number: **4060421121**  
 EAN-Code: 8711778213395

**Installation method**

- For installation on DUPLO urinal elements with flushing operation

**Properties**

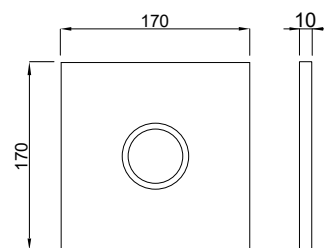
- Material: stainless steel
- For DUPLO UR element (Article number 8050452758)

**Special features**

- Easy installation and service
- Suitable for (semi) public areas
- Lockable with countersunk bolt

**Product contains**

- Complete installation and fixing material
- Concealed screw connection

**Technical drawing**

Packing: 20 Pcs./Carton

## TECH P, IR urinal flush plate, 230 V, bright chrome



### Installation method

- For installation onto element with a non-contact flushing function

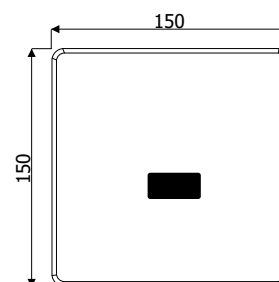
### Properties

- High-quality plastic front panel, bright chrome
- Power supply: 230 V/50 Hz
- Rated voltage: 6 V DC
- Automatic detection of user
- Adjustable flushing time: from 1 to 30 seconds
- Adjustable sensor sensitivity: from 25 to 70 cm
- Protection in case of a power failure
- For urinal element (ID No. 2101F-0169-30)

### Product contains

- Front panel
- Control electronics
- Control and reception part with distance detection and background glare prevention
- Parts for mounting flushing plates and electronics
- Transformer

### Technical drawing



Article number: **2592Y-0170-30**  
 EAN-Code: 3838912066114  
 Packing: 1 Pcs./Carton

Option: Installation directly into solid wall

## TECH, IR urinal flush plate, 230 V, stainless metal



### Installation method

- For installation onto element with a non-contact flushing function

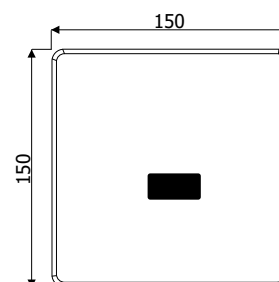
### Properties

- Stainless metal front panel secured against vandalism
- Power supply: 230 V/50 Hz
- Rated voltage: 6 V DC
- Automatic detection of user
- Adjustable flushing time: from 1 to 30 seconds
- Adjustable sensor sensitivity: from 25 to 70 cm
- Protection in case of a power failure
- For urinal element (ID No. 2101F-0169-30)

### Product contains

- Front panel
- Control electronics
- Control and reception part with distance detection and background glare prevention
- Parts for mounting flushing plates and electronics
- Transformer

### Technical drawing



Article number: **2592Y-0171-30**  
 EAN-Code: 3838912066121  
 Packing: 1 Pcs./Carton

Option: Installation directly into solid wall

## TECH P, IR urinal flush plate, 9 V, bright chrome



### Installation method

- For installation onto element with a non-contact flushing function

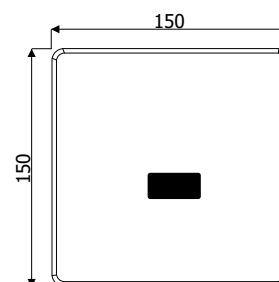
### Properties

- High-quality plastic front panel, bright chrome
- Power supply: 9 V
- Rated voltage: 6 V DC
- Automatic detection of user
- Adjustable flushing time: from 1 to 30 seconds
- Adjustable sensor sensitivity: from 25 to 70 cm
- Protection in case of a power failure
- For urinal element (ID No. 2101F-0169-30)

### Product contains

- Front panel
- Control electronics
- Control and reception part with distance detection and background glare prevention
- Parts for mounting flushing plates and electronics
- Transformer

### Technical drawing



Article number: **2592Y-0172-30**  
 EAN-Code: 3838912066138  
 Packing: 1 Pcs./Carton

Option: Installation directly into solid wall

## TECH, IR urinal flush plate, 9 V, stainless metal



### Installation method

- For installation onto element with a non-contact flushing function

### Properties

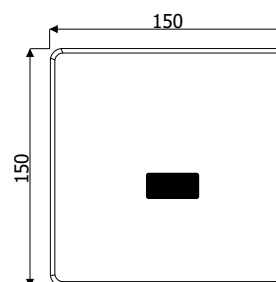
- Stainless metal front panel secured against vandalism
- Power supply: 230 V/50 Hz
- Rated voltage: 6 V DC
- Automatic detection of user
- Adjustable flushing time: from 1 to 30 seconds
- Adjustable sensor sensitivity: from 25 to 70 cm
- Protection in case of a power failure
- For urinal element (ID No. 2101F-0169-30)

### Product contains

- Front panel
- Control electronics
- Control and reception part with distance detection and back-ground glare prevention
- Parts for mounting flushing plates and electronics
- Transformer

Article number: **2592Y-0173-30**  
 EAN-Code: 3838912066145  
 Packing: 1 Pcs./Carton

### Technical drawing



Option: Installation directly into solid wall

## Rough installation set for flushing plates TECH and TECH P (IR)



### Installation method

- For installation onto element with a non-contact flushing function

### Properties

- For infrared flushing plate for urinal, 230 V/50 Hz (ID No. 2592Y-0170-30, 2592Y-0171-30) or 9 V (ID No. 2592Y-0172-30, 2592Y-0173-30)
- Power supply: 230 V/50 Hz or 9 V (battery)
- Operating voltage: 6 V DC
- For urinal element (ID No. 2101F-0169-30)

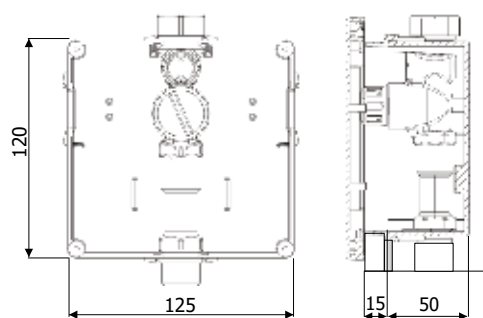
### Product contains

- Housing set with fixing elements
- Protective set cover
- Electromagnetic valve 6 V DC
- Water particle filter with the possibility of filter cleaning
- Mechanical angle valve
- Water connection DN 15 (G 1/2)

Article number: **2903S-0174-30**  
 EAN-Code: 3838912066176  
 Packing: 1 Pcs./Carton

Option: Installation directly into solid wall

### Technical drawing



## Infrared control for Urinal 230 V



### Installation method

- For installation on DUPLO urinal elements with electronic flushing operation

### Properties

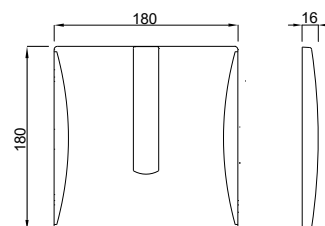
- Material: stainless steel front plate
- Front plate secured against vandalism
- Power supply: 230 V/50 Hz
- Rated voltage: 230 V AC
- Operating voltage: 24 V DC
- For DUPLO UR element, article number 4060452775

### Product contains

- Complete fixing materials and accessories

Option: Installation directly into solid wall

### Technical drawing



Article number: **382880**  
 EAN-Code: 3838912026804  
 Packing: 1 Pcs./Carton



## Rough installation kit 230 V



### Installation method

- For installation on DUPLO urinal elements with electronic flushing operation

### Properties

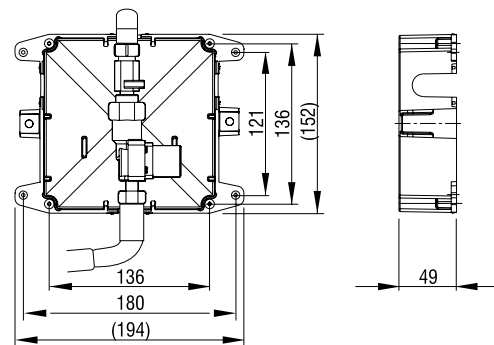
- For IR-urinal-control, 230 V, article number 382880
- Power supply: 230 V/50 Hz
- Rated voltage: 230 V AC
- Operating voltage: 24 V DC
- For DUPLO UR element, article number 8050452751

### Product contains

- Complete fixing materials and accessories

Option: Installation directly into solid wall

### Technical drawing



Article number: **201498**  
 EAN-Code: 3838912008404  
 Packing: 1 Pcs./Carton

## Electromagnetic valve, 24 V, Replacement electromagnetic valve



### Installation method

- For a drywall element for a urinal (4060452775)
- For infrared control for urinal activation button (382880)
- For the rough installation kit (382878)

### Properties

- Power supply: 230 V/50 Hz
- Nominal voltage: 230 V AC
- Operating voltage: 24 V DC

Article number: **675170**  
 EAN-Code: 3838912064714  
 Packing: 1 Pcs./Carton

## IR-urinal-control, battery power supply, 9 V



### Installation method

- For installation on DUPLO urinal elements with electronic flushing operation

### Properties

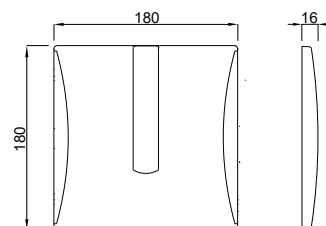
- Material: stainless steel front plate
- Front plate secured against vandalism
- Battery power supply: 9 V
- Operating voltage: 9 V DC
- For DUPLO UR element, article number 4060452779

### Product contains

- Complete fixing materials and accessories
- Battery

Option: Installation directly into solid wall

### Technical drawing



Article number: **382881**  
 EAN-Code: 3838912021816  
 Packing: 1 Pcs./Carton

## Rough installation kit, battery power supply, 9 V



### Installation method

- For installation on DUPLO urinal elements with electronic flushing operation

### Properties

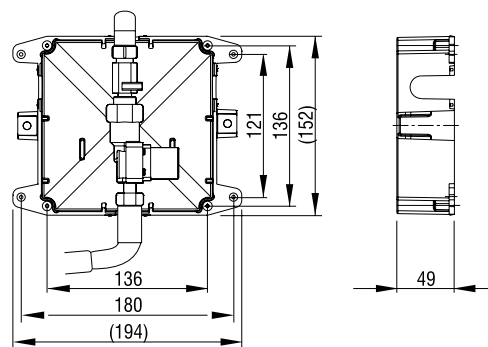
- For IR-urinal-control, 9 V, article number 382881
- Battery power supply: 9 V
- Operating voltage: 9 V DC
- For DUPLO UR element, article number 8050452751

### Product contains

- Complete fixing materials and accessories

Option: Installation directly into solid wall

### Technical drawing



Article number: **382879**  
 EAN-Code: 3838912026729  
 Packing: 1 Pcs./Carton

## Electromagnetic valve, 6 V, Replacement electromagnetic valve



### Installation method

- For a drywall element for a urinal (4060452779)
- For infrared control for urinal activation button (382881)
- For the rough installation kit (382879)

### Properties

- Battery power supply 9 V
- Operating voltage: 6 V DC

Article number: **675171**  
 EAN-Code: 3838912064721  
 Packing: 1 Pcs./Carton

## Push button



Wall thickness 60-90 mm  
 Article number: **392030**  
 EAN-Code: 3838912026019

Wall thickness 153-186 mm  
 Article number: **392031 \***  
 EAN-Code: 3838912026026

### Installation method

- For mounting on flushing cisterns with pneumatical remote control

### Properties

- Chromed
- Single flushing
- For AP164 PNEU exposed cistern
- For WC 184 PNEU concealed cistern

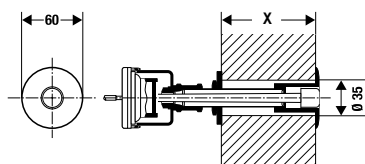
### Special features

- For different wall thickness

### Product contains

- Complete fixing materials and accessories

### Technical drawing



Packing: 1 Pcs./Carton

\* Available on request

## Push button hand switch - concealed installation



White  
Article number: **362241**  
EAN-Code: 3838912032225

Bright chrome  
Article number: **363756**  
EAN-Code: 4016817023862

### Installation method

- For mounting on flushing cisterns with pneumatical remote control

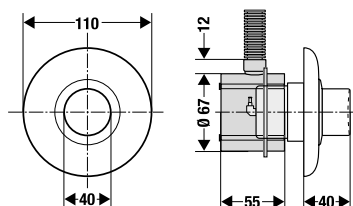
### Properties

- Concealed installation
- Single flushing
- For AP164 and AP120 (Virgo) PNEU exposed cistern
- For WC 184, WC 198, WC 199/299 PNEU concealed cistern

### Product contains

- Complete fixing materials and accessories

### Technical drawing



Packing: 1 Pcs./Carton

## Push button hand switch - installation in furniture



White  
Article number: **363759**  
EAN-Code: 4016817023855

Bright chrome  
Article number: **362240**  
EAN-Code: 3838912032317

### Installation method

- For mounting on flushing cisterns with pneumatical remote control

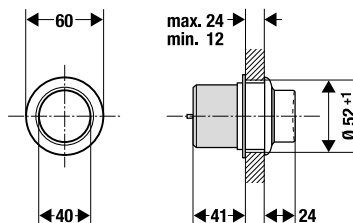
### Properties

- Concealed installation
- For mounting in furniture elements
- Single flushing
- For AP164 and AP120 (Virgo) PNEU exposed cistern
- For WC 184, WC 198, WC 199/299 PNEU concealed cistern

### Product contains

- Complete fixing materials and accessories

### Technical drawing



Packing: 1 Pcs./Carton

## Push button - external



White  
Article number: **666930**  
EAN-Code: 3838912045706

Bright chrome  
Article number: **666931**  
EAN-Code: 3838912045805

### Installation method

- For concealed and exposed cisterns

### Properties

- External installation
- Single flushing
- For AP164 and AP120 (Virgo) PNEU exposed cistern
- For WC 184, WC 198, WC 199/299 PNEU concealed cistern

### Product contains

- Pneumatic button
- Reducer tube
- Pneumatic tube  $\varnothing$  4 mm x 3000 mm
- Fixing material

Packing: 1 Pcs./Carton

## Push button - floor



### Installation method

- For concealed and exposed cisterns

### Properties

- External installation
- Single flushing
- For AP164 and AP120 (Virgo) PNEU exposed cistern
- For WC 184, WC 198, WC 199/299 PNEU concealed cistern

### Product contains

- Pneumatic button
- Reducer tube
- Pneumatic tube Ø 4 mm x 3000 mm
- Fixing material

Article number: **606495**  
 EAN-Code: 3838912029225  
 Packing: 1 Pcs./Carton

## Cover plate



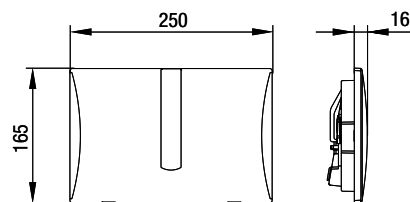
### Installation method

- Installation on the concealed flushing cistern 198 PNEU (article number 663266, 663265)

### Properties

- Material: stainless steel
- Suitable for (semi) public areas

### Technical drawing



Article number: **636044**  
 EAN-Code: 3838912039927  
 Packing: 4 Pcs./Carton

## EXPOSED FLUSHING CISTERNS

81



The wide range of exposed flushing cisterns offers ideal solutions for new buildings as well as for renovations. The attractive design fulfills the highest aesthetic requirements.

---

83 LOW HANGING CISTERNS

86 CORNER CISTERN

86 MONOBLOCK CISTERN

87 ACCESSORIES

## EXPOSED CISTERNS

Exposed cistern model	low hanging cistern	high hanging cistern	monoblock cistern	corner cistern	for mounting in furniture	flush volume	dual flush	flush interruption	Pneumatic	water connection G 3/8 (*)
AP100	■	■				6(6-9) L		■		L/R/C
AP102	■					3/6 L	■			L/R/C
AP120	■	■				6(6-9) L		■		L/R/C
AP122	■					3/6 L	■			L/R/C
AP220	■					6(6-9) L		■		L/R
AP230	■					3/6 L	■			L/R/C
AP260	■					6(6-7,5) L		■		L/R/C
AP410	■	■				6(4-7) L		■		L/R/C
AP412	■					3/6 L	■			L/R/C
AP240	■			■		6(6-9) L		■		L/R
AP122 MONOBLOCK			■			3/6 L	■			L/R/C

\* L=left, R=right, C=concealed connection back (extra kit needed) and G 1/2 on request

## AP100

**Installation method**

- For wall mounting, low-hanging

**Properties**

- Start-Stop flushing
- Flushing volume 6(6-9) L
- Water connection possible on left, right or at the rear center
- For water connection at the rear, please order the connecting hose separately (Article number 365138)
- Fully insulated against condensation
- Color: white

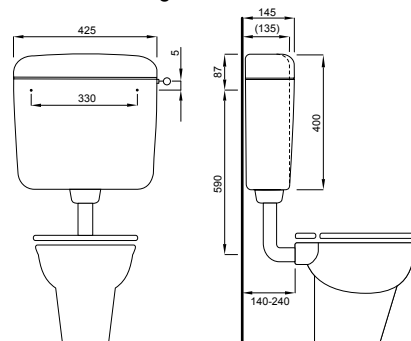
**Special features**

- Flushing operation on the right side
- Quiet mechanical fill valve
- High installation possible

**Product contains**

- Stop valve
- Chromed Cu water connection pipe
- Flush pipe connector
- Flush pipe 270 x 220 mm Ø 50 / 44 mm
- Installation material

Article number: **604684**  
 EAN-Code: 3838912028105  
 Packing: 32 Pcs./Pallet

**Technical drawing**

CE EN 14055 - CL 1 - 6 - NL II - VR I

## AP102

**Installation method**

- For wall mounting, low-hanging

**Properties**

- Dual flushing
- Flushing volume 3/6 L
- Water connection possible on left, right or at the rear center
- For water connection at the rear, please order the connecting hose separately (Article number 365138)
- Fully insulated against condensation
- Color: white

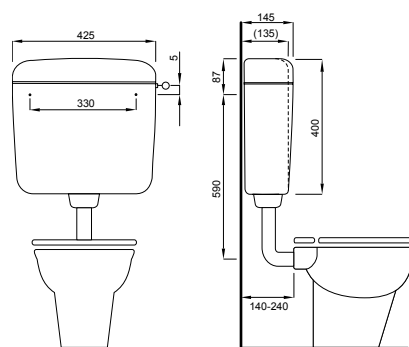
**Special features**

- Flushing operation on the right side
- Quiet mechanical fill valve

**Product contains**

- Stop valve
- Chromed Cu water connection pipe
- Flush pipe connector
- Flush pipe 325 x 220 mm Ø 50 / 44 mm
- Installation material

Article number: **674446**  
 EAN-Code: 3838912062468  
 Packing: 32 Pcs./Pallet

**Technical drawing**

CE EN 14055 - CL 1 - 6 - NL II - VR I

## AP120

**Installation method**

- For wall mounting, low-hanging

**Properties**

- Start-Stop flushing
- Flushing volume 6(6-9) L
- Water connection possible on left, right or at the rear center
- For water connection at the rear, please order the connecting hose separately (Article number 365138)
- Fully insulated against condensation
- Color: white, beige, manhattan

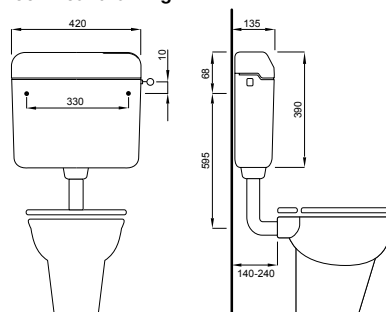
**Special features**

- Flushing operation on the right side
- Quiet mechanical fill valve
- High installation possible

**Product contains**

- Stop valve
- Chromed Cu water connection pipe
- Flush pipe connector
- Flush pipe 270 x 220 mm Ø 50 / 44 mm
- Installation material

Article number: **604682**  
 EAN-Code: 3838912028006  
 Packing: 32 Pcs./Pallet

**Technical drawing**

CE EN 14055 - CL 1 - 6 - NL II - VR I

## AP122

**Installation method**

- For wall mounting, low-hanging

**Properties**

- Dual flushing
- Flushing volume 3/6 L
- Water connection possible on left, right or at the rear center
- For water connection at the rear, please order the connecting hose separately (Article number 365138)
- Fully insulated against condensation
- Color: white

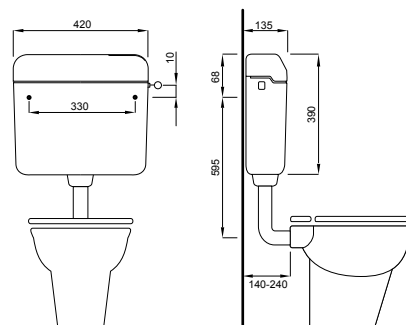
**Special features**

- Flushing operation on the right side
- Quiet mechanical fill valve

**Product contains**

- Stop valve
- Chromed Cu water connection pipe
- Flush pipe connector
- Flush pipe 270 x 220 mm Ø 50 / 44 mm
- Installation material

Article number: **221213**  
 EAN-Code: 3838912025319  
 Packing: 32 Pcs./Pallet

**Technical drawing**

CE EN 14055 - CL 1 - 6 - NL II - VR I

## AP220

**Installation method**

- For wall mounting, low-hanging

**Properties**

- Start-Stop flushing
- Flushing volume 6(6-9) L
- Water connection possible on left and right side
- Insulated against condensation
- Color: white

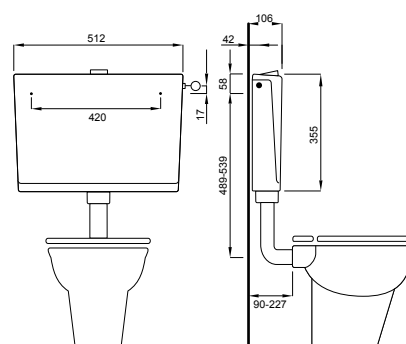
**Special features**

- Flushing operation in the center
- Quiet hydraulic fill valve

**Product contains**

- Stop valve
- Chromed Cu water connection pipe
- Flush pipe connector
- Flush pipe 270 x 220 mm Ø 50 / 44 mm
- Installation material

Article number: **4060422640**  
 EAN Code: 8711778213135  
 Packing: 56 Pcs./Pallet

**Technical drawing**

CE EN 14055 - CL 1 - 6 - NL I - VR II

## AP230

**Installation method**

- For wall mounting, low-hanging

**Properties**

- Dual flushing
- Flushing volume 3/6 L
- Water connection possible on left, right or at the rear center
- Insulated against condensation
- Color: white

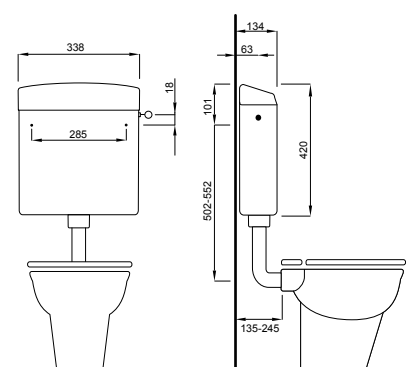
**Special features**

- Flushing operation on the right side
- Quiet hydraulic fill valve

**Product contains**

- Stop valve
- Chromed Cu water connection pipe
- Flush pipe connector
- Flush pipe 270 x 220 mm Ø 50 / 44 mm
- Installation material

Article number: **4060430801**  
 EAN Code: 8711778213746  
 Packing: 68 Pcs./Pallet

**Technical drawing**

CE EN 14055 - CL 1 - 6 - NL I - VR II



## AP260

**Installation method**

- For wall mounting, low-hanging

**Properties**

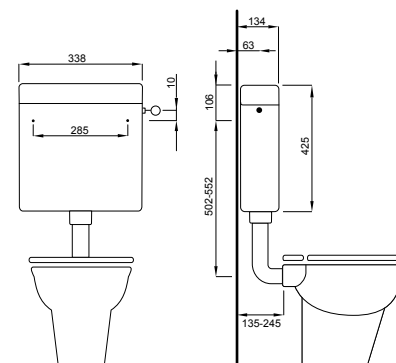
- Start-Stop flushing
- Flushing volume 6(6-7,5) L
- Water connection possible on left, right or at the rear center
- Insulated against condensation
- Color: white

**Special features**

- Flushing operation on the right side
- Quiet hydraulic fill valve

**Product contains**

- Stop valve
- Chromed Cu water connection pipe
- Flush pipe connector
- Flush pipe 270 x 220 mm Ø 50 / 44 mm
- Installation material

**Technical drawing**

Article number: **4060427601**  
 EAN Code: 8711778213722  
 Packing: 68 Pcs./Pallet

CE EN 14055 - CL 1 - 6 - NL I - VR II

## AP410

**Installation method**

- For wall mounting, low-hanging

**Properties**

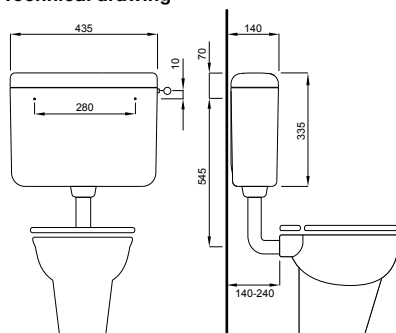
- Start-Stop flushing
- Flushing volume 6(5/7) L
- Water connection possible on left, right or at the rear center
- For water connection at the rear, please order the connecting hose separately (Article number 365138)
- Fully insulated against condensation
- Color: white

**Special features**

- Flushing operation on the right side
- Quiet hydraulic fill valve
- High installation possible

**Product contains**

- Stop valve
- Chromed Cu water connection pipe
- Flush pipe connector
- Flush pipe 325 x 220 mm Ø 50 / 44 mm
- Installation material

**Technical drawing**

Article number: **635240**  
 EAN-Code: 3838912039729  
 Packing: 32 Pcs./Pallet

CE EN 14055 - CL 1 - 6 - NL II - VR I

## AP 412

**Installation method**

- For wall mounting, low-hanging

**Properties**

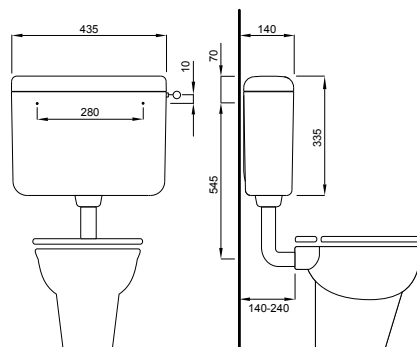
- Dual fl ushing
- Flushing volume 3/6 L
- Water connection possible on left, right or at the rear center
- For water connection at the rear, please order the connecting hose separately (Article number 365138)
- Fully insulated against condensation
- Color: white

**Special features**

- Flushing operation on the right side
- Quiet hydraulic fill valve
- High installation possible

**Product contains**

- Stop valve
- Chromed Cu water connection pipe
- Flush pipe connector
- Flush pipe 325 x 220 mm O 50 / 44 mm
- Installation material

**Technical drawing**

Ord. no.: **635241**  
 EAN-Code: 3838912039804  
 Weight: 3,20 kg  
 Packaging: 32 Pcs. / pallet

## AP240

**Installation method**

- For wall mounting, corner installation

**Properties**

- Start-Stop flushing
- Flushing volume 6(6-9) L
- Water connection possible on left and right side
- Insulated against condensation
- Color: white

**Special features**

- Flushing operation on the right side
- Quiet hydraulic fill valve

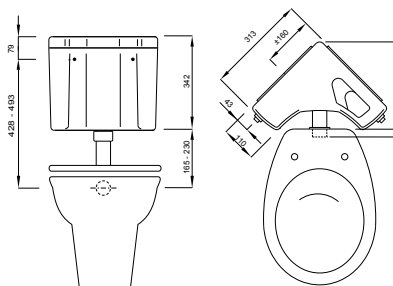
**Product contains**

- Stop valve
- Chromed Cu water connection pipe
- Flush pipe connector
- Flush pipe 270 x 220 mm Ø 50 / 44 mm
- Installation material

Article number: **4060428401**

EAN Code: 8711778213739

Packing: 30 Pcs./Pallet

**Technical drawing**

CE EN 14055 - CL 1 - 6 - NL I - VR II

## AP122 MONOBLOCK

**Installation method**

- For mounting on the WC ceramic

**Properties**

- Dual flushing
- Flushing volume (3/6 L)
- Water connection possible on left, right or at the rear center
- For water connection at the rear, please order the connecting hose separately (Article number 365138)
- Fully insulated against condensation
- Color: white

**Special features**

- Flushing operation on the right side
- Quiet hydraulic fill valve

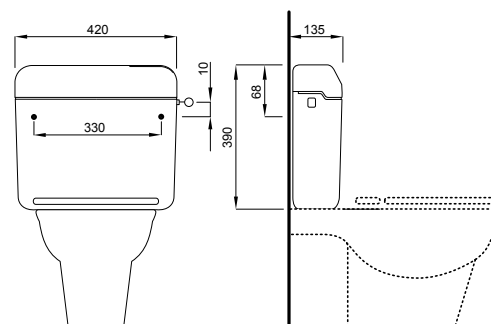
**Product contains**

- Stop valve
- Chromed Cu water connection pipe
- Installation material

Article number: **604683**

EAN-Code: 3838912028020

Packing: 32 Pcs./Pallet

**Technical drawing**

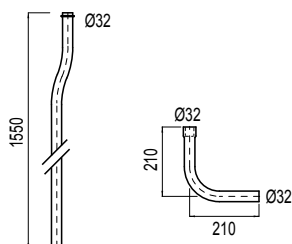
### Set of flush pipe and flush pipe elbow



#### Properties

- Material: PVC
- Ø 32 mm
- Color: white

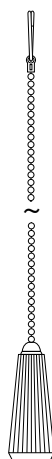
#### Technical drawing



**WISA®**

Article number: **1409111901**  
EAN-Code: 8711778004078

### Pull chain



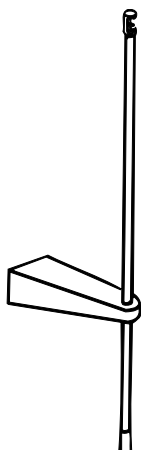
#### Properties

- Material: plastic
- Nickel plated with plastic handle
- 94 cm
- Color: white

**WISA®**

Article number: **1409986070**  
EAN-Code: 8711778004085

### Pull bar



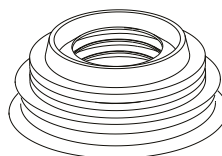
#### Properties

- Material: plastic
- 78 cm
- For flushing interruption
- Color: white

**WISA®**

Article number: **8050421550**  
EAN-Code: 8711778029972

### WC flush pipe connector



#### Properties

- Material: rubber
- Ø 55 mm
- For Ø 26-34 mm pipe
- Color: white

**WISA®**

Article number: **7023120850**  
EAN-Code: 8711778048522



With different toilet seats we have something suitable for each toilet in the house.

Made of thermoset, with stainless steel attachments and suitable for wall-mounted toilets or floor-standing toilets.

---






























































































91 TOILET SEATS

97 HINGES

97 BUFFERS

## TOILET SEATS

Toilet seats						Hinges		
Shape	Model	Color	Material	Soft close	Detachable	Material	Eccentric	Fixation

Star				Duroplast			Stainless steel		Topfix
Star S				Duroplast			Stainless steel		Topfix
Virgo S				Duroplast			Stainless steel		Topfix
Antares S				Duroplast			Stainless steel		Topfix
Aquarius S				Duroplast			Stainless steel		Topfix
Centaur				Duroplast			Stainless steel		
Leo				Duroplast			Stainless steel		
Libra				Duroplast			Stainless steel		
Libra QR				Duroplast			Stainless steel		Topfix
Mars S				Duroplast			Stainless steel		
Aries S				Duroplast			Stainless steel		Topfix
D-Star 300				Duroplast			Stainless steel		Topfix
D-Star 300 S				Duroplast			Stainless steel		Topfix
Scorpio S				Duroplast			Stainless steel		Topfix
Zodiac S				Duroplast			Stainless steel		Topfix
Taurus S				Duroplast			Stainless steel		Topfix
Capella				Duroplast			Plastic		
Care				Duroplast			Zinc		Topfix

## STAR



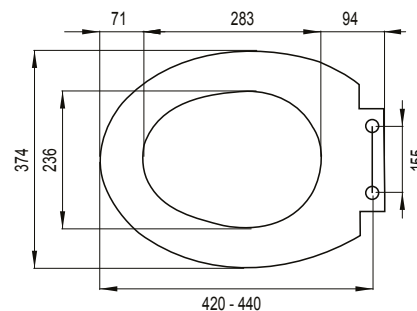
### Installation method

- Suitable for back to wall, floor mounted WC and wall hung WC

### Properties

- Material: duroplast
- Weight: 2,76 kg
- Detachable with quick-release system
- Off-set adjustable stainless steel hinges
- Load-bearing capacity lid 175 kg, 150 kg seat
- Scratch and wear resistant
- M6 bolts
- 4 replaceable buffers
- Easy fixation from above (Topfix)
- Easy fixation with special wrench
- Persistent color

### Technical drawing



**OWISA®**

White

Article number: **1409263601**

EAN-Code: 8711778163003

Packing: 5 Pcs./Carton

## STAR S



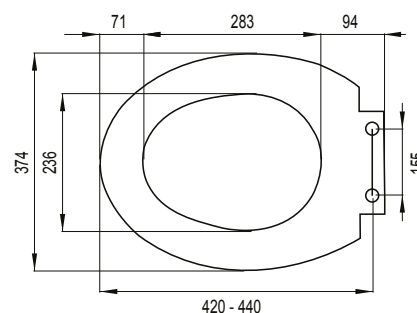
### Installation method

- Suitable for back to wall, floor mounted WC and wall hung WC

### Properties

- Material: duroplast
- Weight: 2,82 kg
- Softclose
- Detachable with quick-release system
- Off-set adjustable stainless steel hinges
- Load-bearing capacity lid 175 kg, 150 kg seat
- Scratch and wear resistant
- M6 bolts
- 4 replaceable buffers
- Easy fixation from above (Topfix)
- Easy fixation with special wrench
- Persistent color

### Technical drawing



**OWISA®**

White

Article number: **1409263301**

EAN-Code: 8711778141841

Packing: 5 Pcs./Carton

## VIRGO S



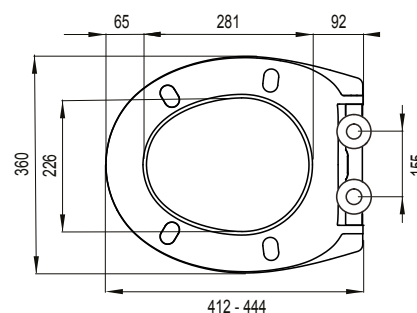
### Installation method

- Suitable for back to wall, floor mounted WC and wall hung WC

### Properties

- Material: duroplast
- Weight: 2,0 kg
- Softclose
- Detachable with quick-release system
- Off-set adjustable stainless steel hinges
- Scratch and wear resistant
- M6 bolts
- 4 replaceable buffers
- Easy fixation from above (Topfix)
- Persistent color

### Technical drawing



**OWISA®**

White

Article number: **1409267201**

EAN-Code: 8711778221123

Packing: 5 Pcs./Carton

## ANTARES S



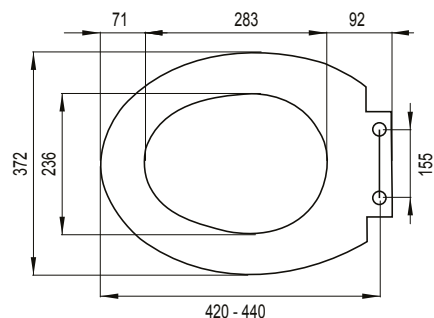
### Installation method

- Suitable for back to wall, floor mounted WC and wall hung WC

### Properties

- Material: duroplast
- Weight: 2,6 kg
- Softclose
- Detachable with quick-release system
- Off-set adjustable stainless steel hinges
- Scratch and wear resistant
- M6 bolts
- 4 replaceable buffers
- Easy fixation from above (Topfix)
- Persistent color

### Technical drawing



**OWISA®**

White  
Article number: **1409264101**  
EAN-Code: 8711778190627  
Packing: 5 Pcs./Carton

## AQUARIUS S



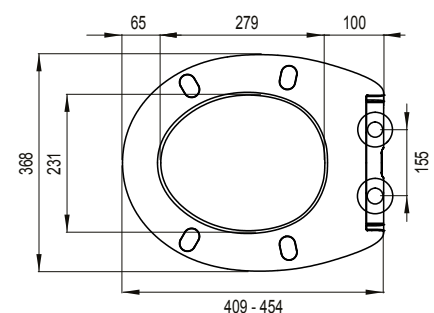
### Installation method

- Suitable for back to wall, floor mounted WC and wall hung WC

### Properties

- Material: duroplast
- Weight: 2.8 kg
- Softclose
- Slim line
- Detachable with quick-release system
- Off-set adjustable stainless steel hinges
- Scratch and wear resistant
- M6 bolts
- 4 replaceable buffers
- Easy fixation from above (Topfix)
- Persistent color

### Technical drawing



**OWISA®**

White  
Article number: **1409267301**  
EAN-Code: 8711778221130  
Packing: 5 Pcs./Carton

## CENTAUR



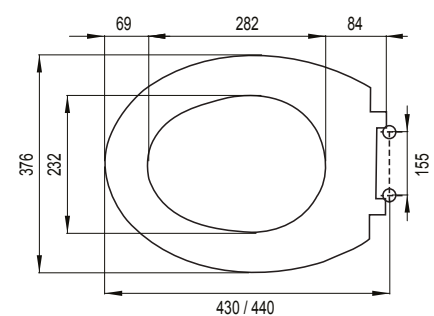
### Installation method

- Suitable for floor mounted WC and wall hung WC

### Properties

- Material: thermotur
- Weight: 2,3 kg
- Height adjustable stainless steel hinges
- Load-bearing capacity lid 175 kg, 150 kg seat
- Scratch and wear resistant
- M8 bolts
- 4 replaceable buffers
- Easy fixation with special wrench
- Persistent color

### Technical drawing



**OWISA®**

White  
Article number: **1409262201**  
EAN-Code: 8711778117587  
Packing: 5 Pcs./Carton



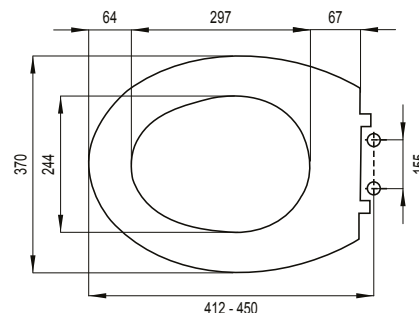
## LEO

**Installation method**

- Suitable for floor mounted WC and wall hung WC

**Properties**

- Material: duroplast
- Weight: 2,76 kg
- Off-set adjustable stainless steel hinges
- Load-bearing capacity lid 175 kg, 150 kg seat
- Scratch and wear resistant
- M8 bolts
- 2 replaceable buffers
- Easy fixation with special wrench
- Cover and seat connected with stainless steel screw hinge
- Persistent color

**Technical drawing****OWISA®**

White

Article number: **1409261401**

EAN-Code: 8711778117464

Packing: 5 Pcs./Carton

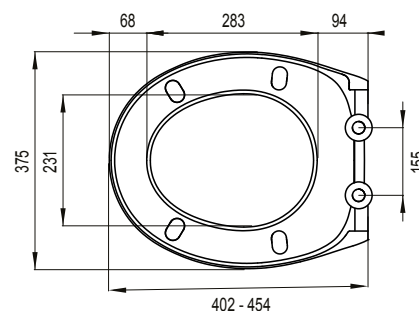
## LIBRA

**Installation method**

- Suitable for floor mounted WC and wall hung WC

**Properties**

- Material: duroplast
- Weight: 2,0 kg
- Off-set adjustable stainless steel hinges
- Scratch and wear resistant
- M8 bolts
- 4 replaceable buffers
- Easy fixation from below
- Persistent color

**Technical drawing****OWISA®**

White

Article number: **1409267001**

EAN-Code: 8711778221109

Packing: 5 Pcs./Carton

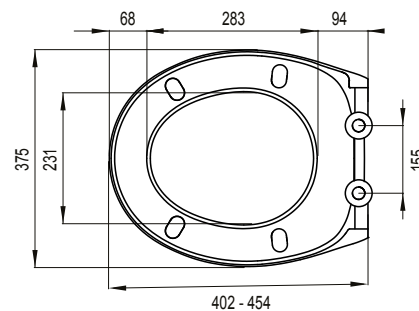
## LIBRA QR

**Installation method**

- Suitable for back to wall, floor mounted WC and wall hung WC

**Properties**

- Material: duroplast
- Weight: 2,0 kg
- Detachable with quick-release system
- Off-set adjustable stainless steel hinges
- Scratch and wear resistant
- M6 bolts
- 4 replaceable buffers
- Easy fixation from above (Topfix)
- Persistent color

**Technical drawing****OWISA®**

White

Article number: **1409267101**

EAN-Code: 8711778221116

Packing: 5 Pcs./Carton

## MARS S



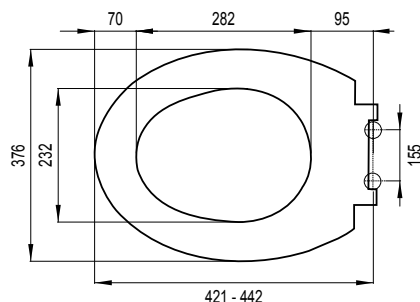
### Installation method

- Suitable for floor mounted WC and wall hung WC

### Properties

- Material: duroplast
- Weight: 2,18 kg
- Softclose
- Off-set adjustable stainless steel hinges
- Load-bearing capacity lid 175 kg, 150 kg seat
- Scratch and wear resistant
- M8 bolts
- 4 replaceable buffers
- Easy fixation with special wrench
- Persistent color

### Technical drawing



**OWISA®**

White

Article number: **1409263701**

EAN-Code: 8711778166288

Packing: 5 Pcs./Carton

## ARIES S



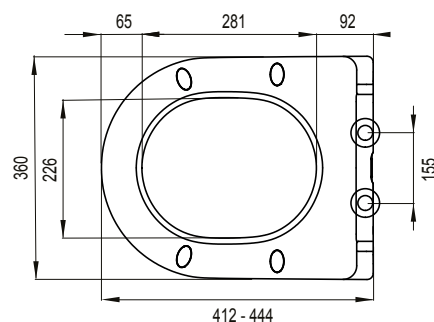
### Installation method

- Suitable for back to wall, floor mounted WC and wall hung WC in D-model

### Properties

- Material: duroplast
- Weight: 2,3 kg
- Softclose
- Slim line
- Detachable with quick-release system
- Off-set adjustable stainless steel hinges
- Scratch and wear resistant
- M6 bolts
- 4 replaceable buffers
- Easy fixation from above (Topfix)
- Persistent color

### Technical drawing



**OWISA®**

White

Article number: **1409267901**

EAN-Code: 8711778221192

Packing: 5 Pcs./Carton

## D-STAR 300



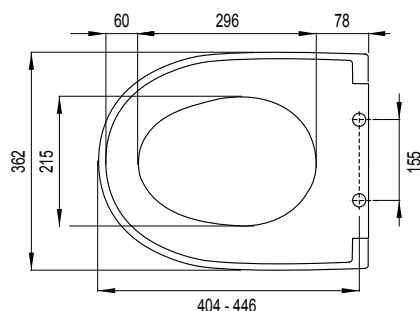
### Installation method

- Suitable for back to wall, floor mounted WC and wall hung WC in D-model

### Properties

- Material: thermodur
- Weight: 2,62 kg
- Detachable with quick-release system
- Off-set adjustable stainless steel hinges
- Load-bearing capacity lid 175 kg, 150 kg seat
- Scratch and wear resistant
- M6 bolts
- 4 replaceable buffers
- Easy fixation from above (Topfix)
- Persistent color

### Technical drawing



**OWISA®**

White

Article number: **1409263401**

EAN-Code: 8711778159563

Packing: 5 Pcs./Carton

## D-STAR 300 S



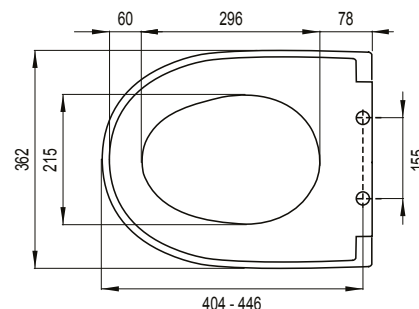
### Installation method

- Suitable for back to wall, floor mounted WC and wall hung WC in D-model

### Properties

- Material: thermodur
- Weight: 2,67 kg
- Softclose
- Detachable with quick-release system
- Off-set adjustable stainless steel hinges
- Load-bearing capacity lid 175 kg, 150 kg seat
- Scratch and wear resistant
- M6 bolts
- 4 replaceable buffers
- Easy fixation from above (Topfix)
- Persistent color

### Technical drawing



**OWISA®**

White

Article number: **1409263501**

EAN-Code: 8711778159587

Packing: 5 Pcs./Carton

## SCORPIO S



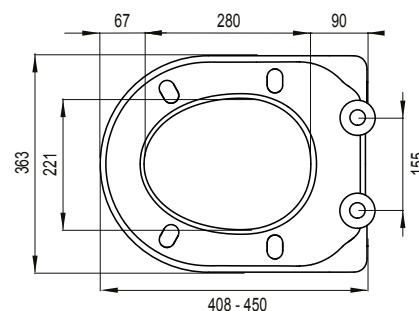
### Installation method

- Suitable for back to wall, floor mounted WC and wall hung WC in D-model

### Properties

- Material: duroplast
- Weight: 2,4 kg
- Softclose
- Detachable with quick-release system
- Off-set adjustable stainless steel hinges
- Scratch and wear resistant
- M6 bolts
- 4 replaceable buffers
- Easy fixation from above (Topfix)
- Persistent color

### Technical drawing



**OWISA®**

White

Article number: **1409267401**

EAN-Code: 8711778221147

Packing: 5 Pcs./Carton

## ZODIAC S



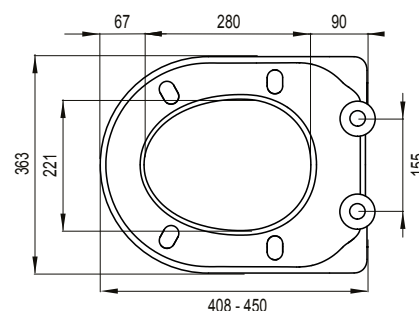
### Installation method

- Suitable for back to wall, floor mounted WC and wall hung WC in D-model

### Properties

- Material: duroplast
- Weight: 2,4 kg
- Softclose
- Slim line
- Detachable with quick-release system
- Off-set adjustable stainless steel hinges
- Scratch and wear resistant
- M6 bolts
- 4 replaceable buffers
- Easy fixation from above (Topfix)
- Persistent color

### Technical drawing



**OWISA®**

White

Article number: **1409267501**

EAN-Code: 8711778221154

Packing: 5 Pcs./Carton

## TAURUS S



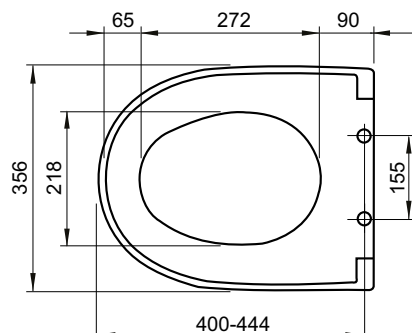
### Installation method

- Suitable for back to wall, floor mounted WC and wall hung WC

### Properties

- Material: thermoplast
- Weight: 1,4 kg
- Softclose
- Slim line
- Off-set adjustable stainless steel hinges
- Scratch and wear resistant
- M6 bolts
- 4 replaceable buffers
- Easy fixation from above (Topfix)
- Persistent color

### Technical drawing



**OWISA®**

White  
Article number: **1409267601**  
EAN-Code: 8711778221161  
Packing: 5 Pcs./Carton

## CAPELLA



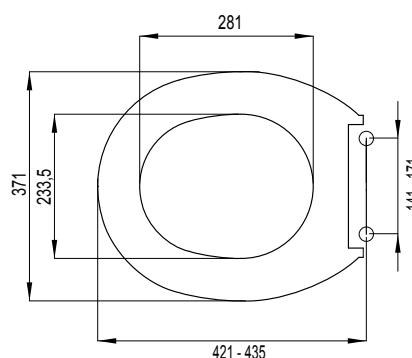
### Installation method

- Suitable for floor mounted WC and wall hung WC

### Properties

- Material: termoplast
- Weight: 1,26 kg
- Softclose
- Off-set adjustable plastic hinges

### Technical drawing



**OWISA®**

White  
Article number: **1409262701**  
EAN-Code: 8711778125223  
Packing: 5 Pcs./Carton

## CARE



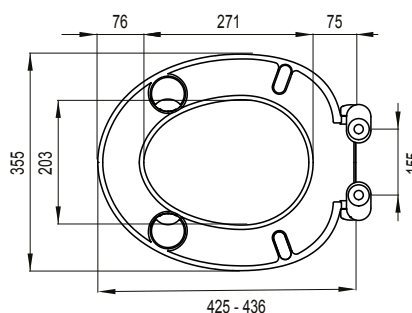
### Installation method

- Suitable for back to wall, floor mounted WC and wall hung WC

### Properties

- Material: duroplast
- Weight: 1,4 kg
- Off-set adjustable stainless steel hinges
- Scratch and wear resistant
- M8 bolts
- 4 replaceable buffers
- Easy fixation from above (Topfix)
- Persistent color

### Technical drawing



**OWISA®**

White  
Article number: **1409267701**  
EAN-Code: 8711778221178  
Packing: 5 Pcs./Carton

## HINGES



### OWISA®

Article number	EAN-Code	Description	Material
1409260170	8711778228207	Hinge set stainless steel Topfix for D-Star S/Star S/Antares	stainless steel
1409260171	8711778228214	Hinge set stainless steel Topfix for Antares/Virgo/Taurus/Aquarius S/Scorpio S	stainless steel
1409260172	8711778228221	Hinge set stainless steel Topfix for Zodiac S/ Aries S	stainless steel
1409260173	8711778228238	Hinge set stainless steel Topfix for Libra QR	stainless steel
1409260174	8711778228245	Hinge set stainless steel Topfix for Care	stainless steel
1409260145	8711778159013	Hinge set stainless steel off center for Star and Star S	stainless steel
1409260151	8711778000216	Hinge set stainless steel off center for D-Star	stainless steel
1409260146	8711778159020	Hinge set stainless steel for Centaur	stainless steel
1409260147	8711778159037	Hinge set stainless steel off center for Leo, Mars S, Libra QR e Libra	stainless steel
1409260153	8711778166295	Hinge set stainless steel off center for Mars S	stainless steel
1409260144	8711778125803	Hinge set stainless steel off center for Capella	plastic

## BUFFERS



### OWISA®

Article number	EAN-Code	Description
1409260148	8711778159044	Toilet seat buffers Star, Star S
1409260152	8711778000223	Toilet seat buffers D-Star 300, D-Star 300 S
1409260149	8711778159051	Toilet seat buffers Centaur
1409260150	8711778159068	Toilet seat buffers Leo
1409260154	8711778166301	Toilet seat buffers Mars, Mars S
1409260143	8711778125797	Toilet seat buffers Capella
1409260180	8711778228252	Toilet seat buffers Zodiac S / Aries S
1409260181	8711778228269	Toilet seat buffers Taurus S
1409260182	8711778228276	Toilet seat buffers Care
1409260183	8711778228283	Toilet seat buffers Libra QR/Virgo/Aquarius S/Scorpio S/Libra



In health and care for the elderly, optimal adaptation to the user is highly desirable. Schwab's products make it easier to use.

---

## VarioTronic



### Installation method

- A pre-wall system, electrically height adjustable and equipped with a 380 UP cistern

### Properties

- Supporting, blue powder coated WC element, square profile 40x40 mm with pre-assembled 380 UP cistern
- Front flushing, dual flushing (3/6 L)
- Flush volume adjustable (6-7,5 L)
- Pre-assembled wall brackets and adjustable footrests 0-200 mm
- Fully insulated against condensation

### Special features

- Hydraulic filling valve (noise class 1 according to ISO 3822)
- The height of the toilet can be easily adjusted by 20 cm (-2 cm / + 18 cm) by means of a remote control
- The minimum height of the wall toilet (upper edge of ceramic) is 38 cm
- The maximum height 58 cm
- The system is provided with stainless steel plates on both sides and on the shelf (this is also the maintenance access of the element)
- The side and storage surfaces are made of high-quality stainless steel
- The front of the element can be selected in safety glass (color black or white)
- Optional folding support handles are available in color white

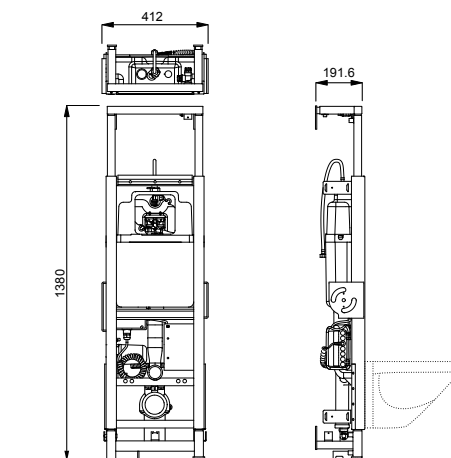
### Product contains

- Cistern, complete with stop valve – top middle
- Water connection G 1/2
- PE drain elbow Ø 90 mm with seal
- Eccentric PE adapter Ø 90/110 mm with seal
- Complete installation and fixing material

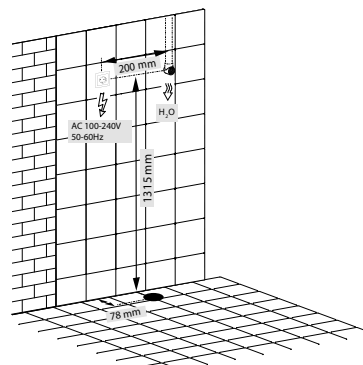
Flushing plate needs to be ordered separate

CE EN 14055 - CL1 - 6 - NLI - VRI

### Technical drawing



### Requirements for installation



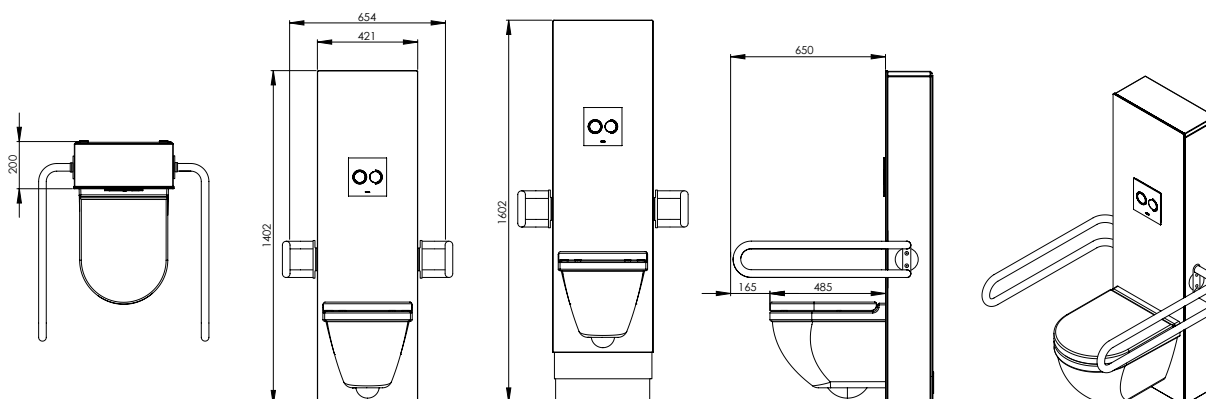
**WISA®**

Article number: **8050482101**  
EAN code: 8711778200746

### Matching flushing plates on pages 51-57



Optimal accessibility, freedom of movement and choice





## VarioTronic Glass



### Installation method

- For VarioTronic pre-wall system

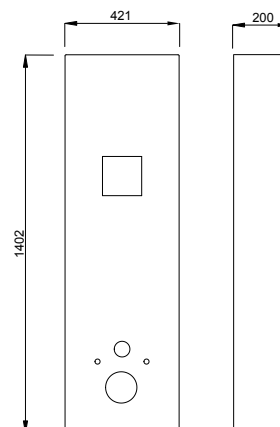
### Properties

- The front of the element in safety glass
- Stainless steel side panels and top

Color: white  
Article number: **8050482501**  
EAN code: 8711778200760

Color: black  
Article number: **8050482338**  
EAN code: 8711778200753

### Technical drawing



## VarioTronic CONN. DWC



### Installation method

- For VarioTronic pre-wall system, electrically height-adjustable


### Properties

- T piece between inlet and cistern
- Connecting shower toilet



Article number: **8050482801**  
EAN code: 8711778202894

## VarioTronic supporting handles



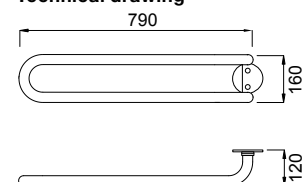
### Installation method

- For VarioTronic pre-wall system
- Lateral mounting of the support handles on the system

### Properties

- The support handles move with the element
- The support handles are easy to mount (dismantled)
- Color: white, black
- Toilet roll + holder for remote control bracket
- Bracket in total for left and right hand use

### Technical drawing



Color: white  
Article number: **8050482201**  
EAN code: 8711778202832

## DUPLO WC 380 L SP



### Installation method

- For pre-wall installation

### Properties

- Supporting, blue powder coated WC element, square profile 40x40 mm with pre-assembled 380 UP concealed cistern
- Frontal flushing, for start-stop (6 L) or dual flushing (3/6 L)
- Flush volume adjustable between 6 and 7.5 L
- Pre-assembled wall brackets and adjustable feet (0-200 mm)
- Water connection possibility on four positions
- Fully insulated against condensation

### Special features

- Quiet hydraulic fill valve (Noise class 1 ISO 3822)
- Side profiles with multiple bonded waterproof wooden plates for supporting handholds
- Depth adjustable drain elbow (+/-20 mm)

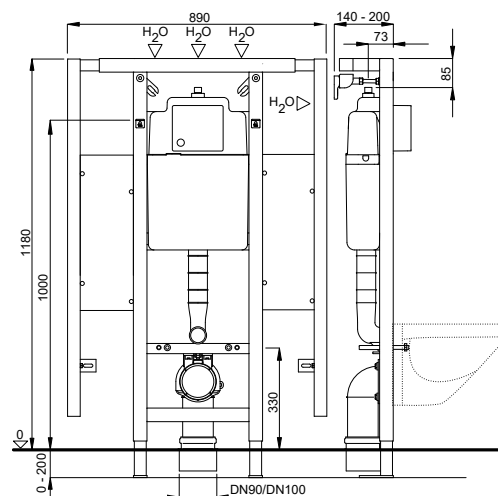
### Product contains

- Concealed cistern equipped with pre-installed stop valve – top middle
- Water connection G 1/2
- PE drain elbow Ø 90 mm with seal
- Eccentric PE adapter Ø 90/110 mm with seal
- Complete installation and fixing materials


Flushing plate needs to be ordered separately

CE EN 14055 - CL1 - 6 - NL I - VR I

### Technical drawing



### Matching flushing plates on pages 51-57



Article number: **4060452737**  
 EAN-Code: 8711778213869  
 Packing: 14 Pcs./Pallet

## DUPLO WC 380 VARIO



### Installation method

- Installation in prefabricated walls, pre-wall installation in dry walls, universal installation into solid walls

### Properties

- Supporting, blue powder coated WC element, square profile 40x40 mm with pre-assembled 380 UP concealed cistern
- Frontal flushing, for start-stop (6 L) or dual flushing (3/6 L)
- Flush volume adjustable between 6 and 7.5 L
- Pre-assembled wall brackets and adjustable feet (0-200 mm)
- Water connection possibility on four positions
- Fully insulated against condensation

### Special features

- Quiet hydraulic fill valve (Noise class 1 ISO 3822)
- Variable height adjustment of the toilet (+100 mm) after completion of the pre-wall
- Mounting height WC incl. seat according to DIN 18040-1/ DIN 18040-2: 460-480 mm
- Depth adjustable drain elbow (+/-20 mm)

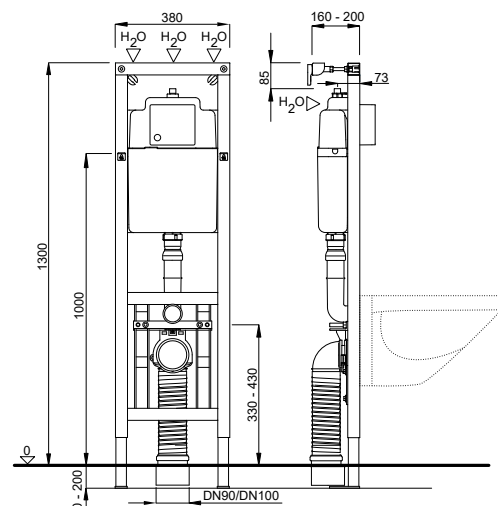
### Product contains

- Concealed cistern equipped with pre-installed stop valve – top middle
- Water connection G 1/2
- PE drain elbow Ø 90 mm with seal
- Eccentric PE adapter Ø 90/110 mm with seal
- Complete installation and fixing material
- Including Vario cover plate (PE)

Flushing plate needs to be ordered separately

CE EN 14055 - CL1 - 6 - NL I - VR I

### Technical drawing



### Matching flushing plates on pages 51-57



Article number: **4060452735**  
 EAN-Code: 8711778213852  
 Packing: 14 Pcs./Pallet

## DUPLO WC 380 L VARIO SP



### Installation method

- For pre-wall installation

### Properties

- Supporting, blue powder coated WC element, square profile 40x40 mm with pre-assembled 380 UP concealed cistern
- Frontal flushing, for start-stop (6 L) or dual flushing (3/6 L)
- Flush volume adjustable between 6 and 7.5 L
- Pre-assembled wall brackets and adjustable feet (0-200 mm)
- Water connection possibility on four positions
- Fully insulated against condensation

### Special features

- Quiet hydraulic fill valve (Noise class 1 ISO 3822)
- Variable height adjustment of the toilet (+100 mm) after completion of the pre-wall
- Mounting height WC incl. seat according to DIN 18040-1/ DIN 18040-2: 460-480 mm
- Side profiles with multiple bonded waterproof wooden plates for supporting handholds
- Depth adjustable drain elbow (+/-20 mm)

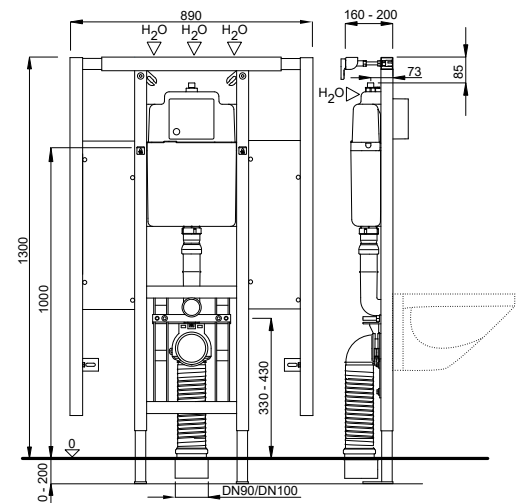
### Product contains

- Concealed cistern equipped with pre-installed stop valve – top middle
- Water connection G 1/2
- PE drain elbow Ø 90 mm with seal
- Eccentric PE adapter Ø 90/110 mm with seal
- Complete installation and fixing material
- Including Vario cover plate (PE)


Flushing plate needs to be ordered separately

CE EN 14055 - CL1 - 6 - NL I - VR I

### Technical drawing



### Matching flushing plates on pages 51-57



Article number: **4060452738**  
 EAN-Code: 8711778213876  
 Packing: 8 Pcs./Pallet

## DUPLO WT 380 CONCEALED TRAP



### Installation method

- Installation in prefabricated walls, pre-wall installation in dry walls, universal installation into solid walls

### Properties

- Supporting, blue powder coated washbasin element, C-Profil 40x40 mm
- Pre-assembled fixing elements and adjustable feet (0-200 mm)
- Height-adjustable bracket for washbasin mounting
- Height-adjustable drain elbow with concealed trap

### Special features

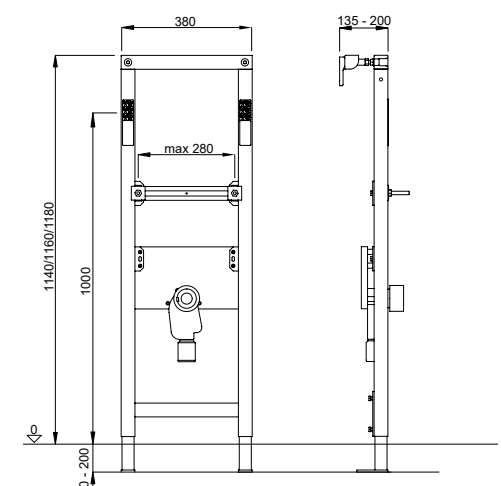
- Wall mounting trap DN 50

### Product contains

- Protective cap for unfinished construction
- Fastening rod M10 (distance dimension up to 280 mm)
- Complete assembly and mounting material

\* Check product availability

### Technical drawing



Article number: **8050452723**  
 EAN-Code: 8711778121102  
 Packing: 28 Pcs./Pallet

## ITEA STEEL



ITEA STEEL



Stainless steel  
Article number. **4060404001**  
EAN-Code: 8711778212718

**Installation method**

- For installation on concealed flushing cisterns

**Properties**

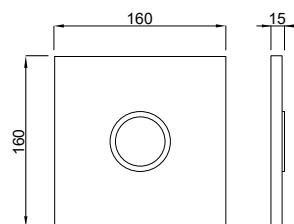
- Material: stainless steel
- For 380 UP concealed cistern

**Special features**

- Easy installation and service
- Suitable for (semi) public areas
- Lockable with countersunk bolt

**Product contains**

- Complete fixing material
- Incl. pneumatic lifting unit

**Technical drawing**

Packing: 12 Pcs./Carton

## Tele Blue



### Installation method

- Pneumatic remote release suitable for 380 WC elements
- Only to be used in combination with ITEA STEEL flushing plate

### Properties

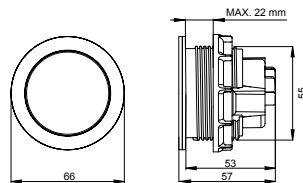
- Material: stainless steel

### Product contains

- Air hose: approx. 2 meters

\* Check product availability

### Technical drawing



Article number: **4060404232**  
 EAN-Code: 8711778212732  
 Packing: 16 Pcs./Carton

## Tele Schw. + lifting unit



+



### Installation method

- To be used in combination with 380 / XS and 387 / XT WC elements

### Properties

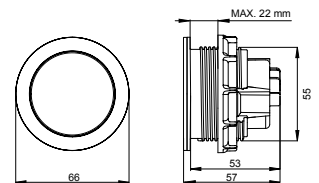
- Material: stainless steel

### Product contains

- Incl. pneumatic lifting unit
- Air hose: approx. 2 meters

\* Check product availability

### Technical drawing



Article number: **4060404238**  
 EAN-Code: 8711778212749  
 Packing: 16 Pcs./Carton

## Kit 2x Tele Steel



+



### Installation method

- Additional operation at the concealed flushing cistern possible in combination with the flushing plate ITEA STEEL

### Properties

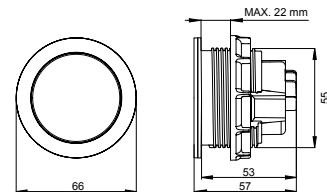
- Material: stainless steel
- Including outlet and pneumatic lifting unit
- Suitable for supporting handles with holding plate for pneumatic operations with a hole diameter of 56 mm
- Operation left and right (6 L)

### Product contains

- Including outlet and pneumatic lifting unit
- Air hose: approx. 2 meters

\* Check product availability

### Technical drawing



Article number: **4060404111**  
 EAN-Code: 8711778212725

## LEO



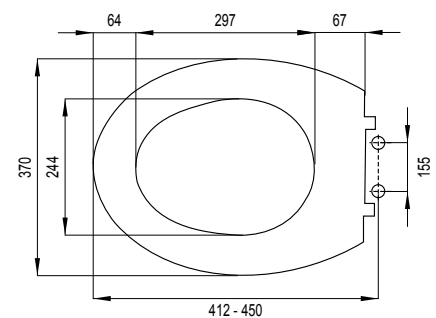
### Installation method

- Suitable for floor mounted WC and wall hung WC

### Properties

- Thermoset toilet seat
- Weight 2,76 kg
- With eccentrically adjustable stainless steel hinges
- Scratch and wear-resistant
- M8 screws
- 2 interchangeable buffers
- Easy to attach (key included)
- Lid and seat ring connected by stainless steel hinges

### Technical drawing



**WISA®**

White  
 Article number: **1409261401**  
 EAN-Code: 8711778117464  
 Packing: 5 Pcs./Carton





Preferred by professional  
plumbers worldwide



Anti-siphon prevents  
contamination



For high & low pressure



Ultra quiet



Fast refill



Unique snap release for  
easy access & maintenance



Long life performance



10 years guarantee

Fluidmaster fill valves have a compact and modern design and are suitable for various models of flushing cisterns. Quality is assured by factory testing of every valve, living up to the highest Fluidmaster quality standards.

Flush valves have a high degree of flexibility and are suitable for various models of flushing cisterns.

Chosen by plumbers, ceramic manufacturers and “Do it yourselves” around the world, we are known for our performance and technology, quality, durability, ease of installation and innovation.

---

**110** FILL VALVES 747

**111** FILL VALVES 400

**112** FILL VALVE HDV

**112** FILL VALVE HVK

**112** FLUSH VALVE 550

**113** FLUSH VALVE 820

**113** KITS FILL & FLUSH VALVE

# WHY FLUIDMASTER?



**747 + holder**  
G 3/8 brass



**747**  
G 3/8 brass



**747**  
G 1/2 brass



**HDV**  
G 3/8 brass



<b>Ident. No.</b>	<b>747E-036-P20</b>	<b>747E-037-P20</b>	<b>747U-038-P20</b>	<b>229109</b>
<b>EAN code</b>	3838912063496	3838912063502	3838912063519	3838912011916
<b>Shank</b>	G 3/8 brass	G 3/8 brass	G 1/2 brass	G 3/8 brass
<b>Connection to water</b>	side	side	side	side
<b>Type</b>	hydraulic	hydraulic	hydraulic	mechanical
<b>Noise level</b>	Class 1	Class 1	Class 1	Class 1
<b>Water level adjustable</b>	✓	✓	✓	✓
<b>For high and low pressure</b>	0,2 – 16 bar	0,2 – 16 bar	0,2 – 16 bar	0,1 – 10 bar

## FLUSH VALVES OVERVIEW



<b>Ident. No.</b>	<b>550B-005-P15</b>	<b>820F-013-P15</b>
<b>EAN code</b>	3838912063489	3838912063526
<b>Flushing type</b>	dual flush	dual flush
<b>Flushing adjustment possibilities</b>	full flush, partial flush	full flush, partial flush
<b>Activation type</b>	mechanical	mechanical
<b>Activation button position</b>	top, side or front	top
<b>Cistern button hole</b>	Ø 18 – 40 mm	Ø 40 mm
<b>Outlet (thread on valve outlet)</b>	G 2 (Ø 59,614 mm)	G 2 (Ø 59,614 mm)
<b>Fits cisterns</b>	with hole at the bottom of the cistern Ø 60,3 – 64,4 mm	with hole at the bottom of the cistern Ø 60,3 – 64,4 mm



# FILL VALVES OVERVIEW

<b>HVK</b> G 3/8 brass 	<b>400</b> G 3/8 brass 	<b>400</b> G 1/2 brass 	<b>400</b> G 3/8 plastic 
<b>8035432795</b>	<b>400E-025-P25</b>	<b>400U-026-P25</b>	<b>400E-027-P25</b>
8711778074460	3838912063458	3838912063472	3838912063465
G 3/8 brass	G 3/8 brass	G 1/2 brass	G 3/8 plastic
side	bottom	bottom	bottom
hydraulic	hydraulic	hydraulic	hydraulic
Class 1	Class 1	Class 1	Class 1
✓	✓	✓	✓
0,5 – 10 bar	0,2 – 16 bar	0,2 – 16 bar	0,2 – 16 bar

# TOILET VALVE KITS

<b>KIT 747 + 550</b> 	<b>KIT 747 + 820</b> 	<b>KIT KIT 400E &amp; 820</b> 
<b>K-747E-035-P10</b>	<b>K-747E-034-P10</b>	<b>K-400E-029-P10</b>
3838912063557	3838912063540	8681282655717
<b>KIT 400E &amp; 821</b> 	<b>KIT 400E + 550</b> 	
<b>K-400E-030-P10</b>	<b>K-400E-024-P10</b>	
8681282655724	3838912063533	

## FILL VALVE 747, brass shank G 3/8, side inlet, with holder



### Purpose

- Suitable for concealed and exposed flushing cisterns
- Suitable for ceramic cisterns

### Properties

- Durable hydraulic filling valve
- Compact filling valve
- Side mount valve
- Suitable for high and low pressure
- Extremely quiet operation (Classe 1)
- Short filling time
- Water level adjusting screw
- Anti-corrosion material
- Self-cleaning system
- Fast and easy to install
- Instruction manual included
- Proven and reliable quality
- Consistent performance

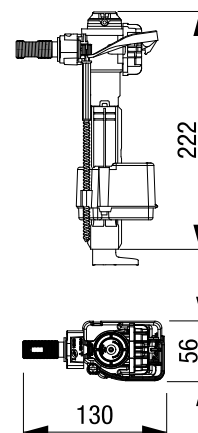
### Special features

- Diffuser included
- Holder included

### Technical characteristic

- Brass shank G 3/8 x 35 mm

### Technical drawing



Article number: **747E-036-P20**  
 EAN-Code: 3838912063496  
 Packing: 20 Pcs./carton



## FILL VALVE 747, brass shank G 3/8, side inlet



### Purpose

- Suitable for concealed and exposed flushing cisterns
- Suitable for ceramic cisterns

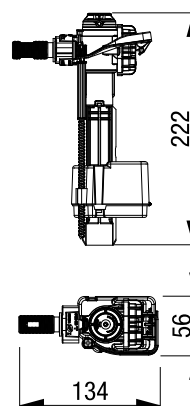
### Properties

- Durable hydraulic filling valve
- Compact filling valve
- Side mount valve
- Suitable for high and low pressure (restrictor added in the shank)
- Extremely quiet operation (Classe 1)
- Short filling time
- Water level adjusting screw
- Anti-corrosion material
- Self-cleaning system
- Fast and easy to install
- Instruction manual included
- Proven and reliable quality
- Consistent performance

### Technical characteristic

- Brass shank G 3/8 x 39 mm

### Technical drawing



Article number: **747E-037-P20**  
 EAN-Code: 3838912063502  
 Packing: 20 Pcs./carton



## FILL VALVE 747, brass shank G 1/2, side inlet



### Purpose

- Suitable for concealed and exposed flushing cisterns
- Suitable for ceramic cisterns

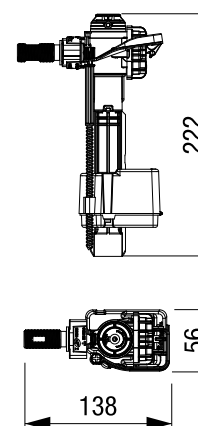
### Properties

- Durable hydraulic filling valve
- Compact filling valve
- Side mount valve
- Suitable for high and low pressure (restrictor added in the shank)
- Extremely quiet operation (Classe 1)
- Short filling time
- Water level adjusting screw
- Anti-corrosion material
- Self-cleaning system
- Fast and easy to install
- Instruction manual included
- Proven and reliable quality
- Consistent performance

### Technical characteristic

- Brass shank G 1/2 x 44 mm

### Technical drawing



Article number: **747U-038-P20**  
 EAN-Code: 3838912063519  
 Packing: 20 Pcs./carton



## FILL VALVE 400, brass shank G 3/8, bottom inlet



### Purpose

- Suitable for exposed plastic and ceramic flushing cistern
- with bottom water connection

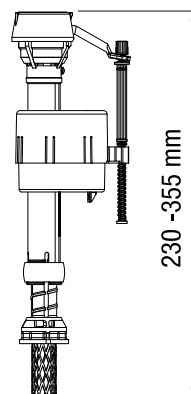
### Properties

- Bottom mount valve
- Height adjustable valve (230 – 355 mm)
- Suitable for high and low pressure
- Extremely quiet operation (Classe 1)
- Fast filling time
- Unique self-cleaning valve mechanism
- Fast and easy to install
- Installation sheet included
- Proven and reliable quality
- Consistent performance

### Technical characteristic

- Brass shank G 3/8 x 43 mm

### Technical drawing



Article number: **400E-025-P25**

EAN-Code: 3838912063458

Packing: 25 Pcs./carton



## FILL VALVE 400, plastic shank G 3/8, bottom inlet



### Purpose

- Suitable for exposed plastic and ceramic flushing cistern
- with bottom water connection

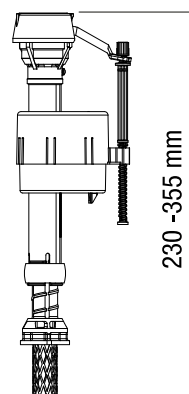
### Properties

- Bottom mount valve
- Height adjustable valve (230 – 355 mm)
- Suitable for high and low pressure
- Extremely quiet operation (Classe 1)
- Fast filling time
- Unique self-cleaning valve mechanism
- Fast and easy to install
- Installation sheet included
- Proven and reliable quality
- Consistent performance

### Technical characteristic

- Plastic shank G 3/8 x 43 mm

### Technical drawing



Article number: **400E-027-P25**

EAN-Code: 3838912063465

Packing: 25 Pcs./carton



## FILL VALVE 400, brass shank G 1/2, bottom inlet



### Purpose

- Suitable for exposed plastic and ceramic flushing cistern
- with bottom water connection

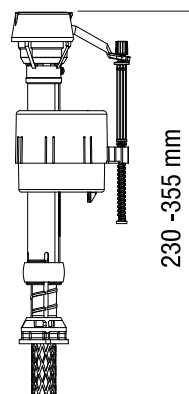
### Properties

- Bottom mount valve
- Height adjustable valve (230 – 355 mm)
- Suitable for high and low pressure
- Extremely quiet operation (Classe 1)
- Fast filling time
- Unique self-cleaning valve mechanism
- Fast and easy to install
- Installation sheet included
- Proven and reliable quality
- Consistent performance

### Technical characteristic

- Brass shank G 1/2 x 50 mm

### Technical drawing



Article number: **400U-026-P25**

EAN-Code: 3838912063472

Packing: 25 Pcs./carton



## FILL VALVE HDV, brass shank G 3/8, side inlet



### Purpose

- Suitable for concealed and exposed flushing cisterns

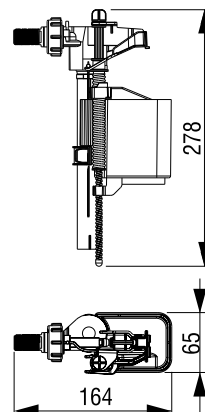
### Properties

- Durable mechanical filling valve
- Extremely robust filling valve
- Side mount valve
- Resistant to small-sized particles in inflow water
- Extremely quiet operation (Classe 1)
- Short filling time
- Water level adjusting screw
- Fast and easy to install
- Installation sheet included
- Proven and reliable quality
- Consistent performance

### Technical characteristic

- Brass shank G 3/8 x 21 mm

### Technical drawing



Article number: **229109**  
 EAN-Code: 3838912011916  
 Packing: 40 Pcs./carton



## FILL VALVE HVK, brass shank G 3/8, side inlet



### Purpose

- Suitable for concealed and exposed flushing cisterns

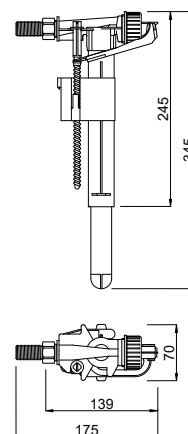
### Properties

- Durable hydraulic filling valve
- Side mount valve
- Extremely quiet operation (Classe 1)
- Fast filling time
- Water level adjusting screw
- Telescopic tube
- Fast and easy to install
- Installation sheet included
- Proven and reliable quality
- Consistent performance

### Technical characteristic

- Brass shank G 3/8 x 33 mm

### Technical drawing



Article number: **8035432795**  
 EAN-Code: 8711778074460  
 Packing: 36 Pcs./carton



## FLUSH VALVE 550, outlet G 2



### Purpose

- Suitable for ceramic cisterns

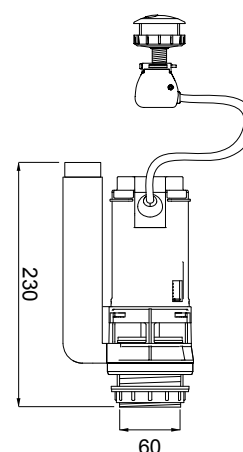
### Properties

- Dual flush valve with mechanical activation
- Adjustable overflow height (215,9 – 342,9 mm)
- Cable length 550 mm for maximum flexibility
- Full and partial flush option available
- Easily activated with dual flush button
- Possibility of installing the activation button in different positions of the cistern (top, front, side)
- For cistern button hole 18 - 40 mm
- Adjustable for many ceramic cisterns
- Long lasting silicone seal
- Robust design
- Fast and easy to install
- Installation sheet included
- Proven and reliable quality
- Consistent performance

### Technical characteristic

- Outlet G 2

### Technical drawing



Article number: **550B-005-P15**  
 EAN-Code: 3838912063489  
 Packing: 15 Pcs./carton



## FLUSH VALVE 820, outlet G 2



### Purpose

- Suitable for ceramic cisterns

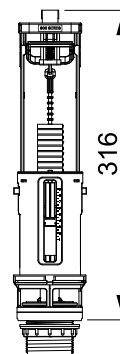
### Properties

- Dual flush valve with mechanical activation
- Height adjustable flush valve (274 – 394 mm)
- Full and partial flush adjustment available
- Installation of activation button in the middle of upper part of the cistern
- Diameter of activation button 38 mm
- Top central button position
- "Twist & Release" action for simple maintenance
- Long lasting silicone seal
- Fast and easy to install
- Installation sheet included
- Proven and reliable quality
- Consistent performance

### Technical characteristic

- Outlet G 2

### Technical drawing



Article number: **820F-013-P15**  
 EAN-Code: 3838912063526  
 Packing: 15 Pcs./carton



## FILL VALVE 747, brass shank G 3/8, side inlet + FLUSH VALVE 550, outlet G 2



### Purpose / Properties

- Suitable for ceramic close coupled (monoblock) cistern
- Fast and easy to install
- Proven and reliable quality
- Consistent performance

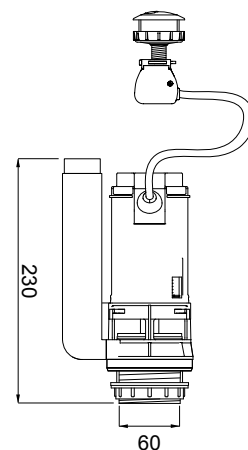
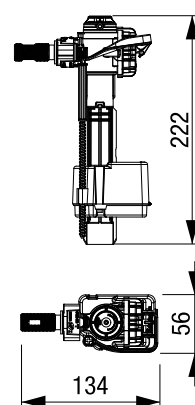
### Properties - fill valve

- Durable hydraulic filling valve
- Compact filling valve
- Side mount valve
- Suitable for high and low pressure (restrictor added in the shank)
- Extremely quiet operation (Class 1)
- Short filling time
- Water level adjusting screw
- Anti-corrosion material
- Unique self-cleaning valve mechanism
- Brass shank G 3/8 x 39 mm

### Properties - flush valve

- Dual flush valve with mechanical activation
- Full and partial flush option available
- Adjustable overflow height (215,9 – 342,9 mm)
- Cable length 550 mm for maximum flexibility
- Easily activated with dual flush button
- Possibility of installing the activation button in different positions of the cistern (top, front, side)
- For cistern button hole Ø 18 – 40 mm
- Adjustable for many ceramic cisterns
- "Twist & Release" action for simple maintenance
- Long lasting silicone seal
- Robust design
- Outlet G 2

### Technical drawing



Article number: **K-747E-035-P10**  
 EAN-Code: 3838912063557  
 Packing: 10 Pcs./carton



## FILL VALVE 747, brass shank G 3/8, side inlet + FLUSH VALVE 820 frame, outlet G 2



### Purpose / Properties

- Suitable for ceramic close coupled (monoblock) cistern
- Fast and easy to install
- Proven and reliable quality
- Consistent performance

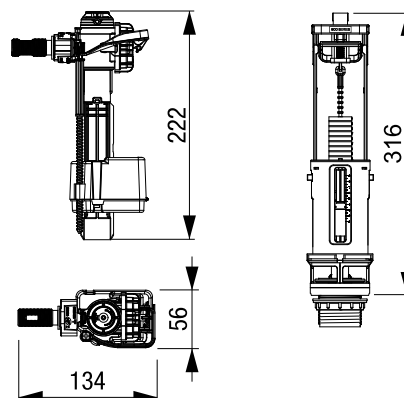
### Properties - fill valve

- Durable hydraulic filling valve
- Compact filling valve
- Side mount valve
- Suitable for high and low pressure (restrictor added in the shank)
- Extremely quiet operation (Class 1)
- Short filling time
- Water level adjusting screw
- Anti-corrosion material
- Unique self-cleaning valve mechanism
- Brass shank G 3/8 x 39 mm

### Properties - flush valve

- Full and partial flush adjustment available
- Height adjustable flush valve (274 – 394 mm)
- Installation of activation button in the middle of upper part of the cistern
- Diameter of activation button 38 mm
- Top central button position
- "Twist & Release" action for simple maintenance
- Long lasting silicone seal
- Outlet G 2

### Technical drawing



Article number: **K-747E-034-P10**

EAN-Code: 3838912063540

Packing: 10 Pcs./carton



## FILL VALVE 400, brass shank G 3/8, bottom inlet + FLUSH VALVE 820, outlet G 2



### Purpose / Properties

- Suitable for ceramic close coupled (monoblock) cistern
- Fast and easy to install
- Proven and reliable quality
- Consistent performance

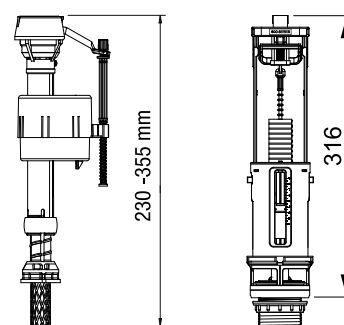
### Properties - fill valve

- Bottom mount valve
- Height adjustable valve (230 – 355 mm)
- Suitable for high and low pressure
- Extremely quiet operation (Classe 1)
- Fast filling time
- Unique self-cleaning valve mechanism
- Brass shank G 3/8 x 43 mm

### Properties - flush valve

- Full and partial flush adjustment available
- Height adjustable flush valve (274 – 394 mm)
- Installation of activation button in the middle of upper part of the cistern
- Diameter of activation button 38 mm
- Top central button position
- "Twist & Release" action for simple maintenance
- Long lasting silicone seal
- Outlet G 2

### Technical drawing



Article number: **K-400E-029-P10**

EAN-Code: 8681282655717

Packing: 10 Pcs./carton



## FILL VALVE 400, brass shank G 3/8, bottom inlet + FLUSH VALVE 821 paddle, outlet G 2



### Purpose / Properties

- Suitable for ceramic close coupled (monoblock) cistern
- Fast and easy to install
- Proven and reliable quality
- Consistent performance

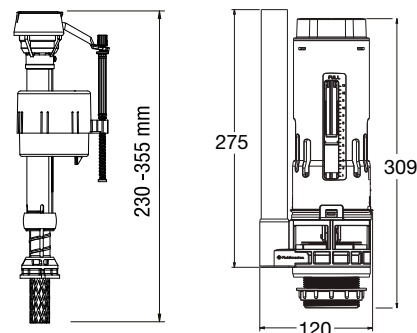
### Properties - fill valve

- Bottom mount valve
- Height adjustable valve (230 – 355 mm)
- Suitable for high and low pressure
- Extremely quiet operation (Classe 1)
- Fast filling time
- Unique self-cleaning valve mechanism
- Brass shank G 3/8 x 43 mm

### Properties - flush valve

- Full and partial flush adjustment available
- Installation of activation button in the middle of upper part of the cistern
- Diameter of activation button 38 mm
- Top central button position
- "Twist & Release" action for simple maintenance
- Long lasting silicone seal
- Outlet G 2

### Technical drawing



Article number: **K-400E-030-P10**

EAN-Code: 8681282655724

Packing: 10 Pcs./carton



## FILL VALVE 400, brass shank G 3/8, bottom inlet + FLUSH VALVE 550 cable, outlet G 2



### Purpose / Properties

- Suitable for ceramic close coupled (monoblock) cistern
- Fast and easy to install
- Proven and reliable quality
- Consistent performance

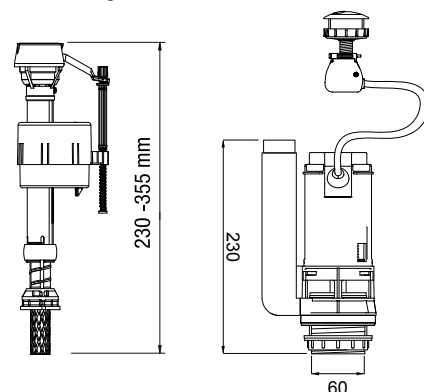
### Properties - fill valve

- Bottom mount valve
- Height adjustable valve (230 – 355 mm)
- Suitable for high and low pressure
- Extremely quiet operation (Classe 1)
- Fast filling time
- Unique self-cleaning valve mechanism
- Brass shank G 3/8 x 43 mm

### Properties - flush valve

- Dual flush valve with mechanical activation
- Full and partial flush option available
- Adjustable overflow height (215,9 – 342,9 mm)
- Cable length 550 mm for maximum flexibility
- Easily activated with dual flush button
- Possibility of installing the activation button in different positions of the cistern (top, front, side)
- For cistern button hole Ø 18 – 40 mm
- Adjustable for many ceramic cisterns
- "Twist & Release" action for simple maintenance
- Long lasting silicone seal
- Robust design
- Outlet G 2

### Technical drawing



Article number: **K-400E-024-P10**

EAN-Code: 3838912063533

Packing: 10 Pcs./carton









We offer a wide range of WC connecting elements suitable for different needs when equipping bathrooms and sanitary facilities. You can choose among flush pipes, WC connectors, WC discharge elbows and flexifons.

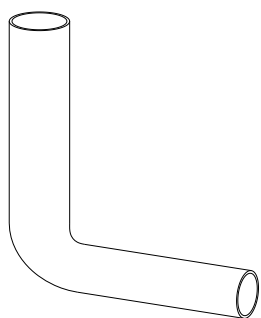
---

**118** FLUSH PIPES

**121** WC CONNECTORS

**124** WC DISCHARGE ELBOWS

## Elbow 230 x 210 mm



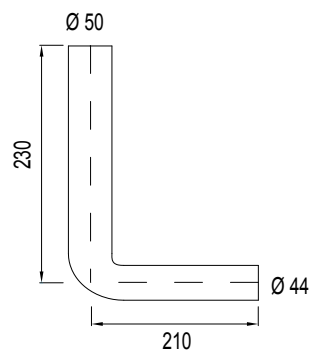
White  
Article number: **8050110101**  
EAN-Code: 8711778003101

Pergamon  
Article number: **8050110114**  
EAN-Code: 8711778028630

### Properties

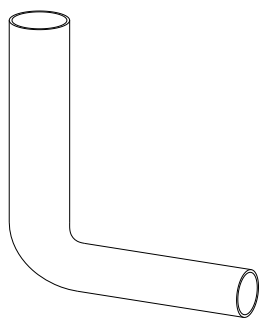
- Material: PS
- 90°
- Ø 50 x 44 mm

### Technical drawing



**WISA®**

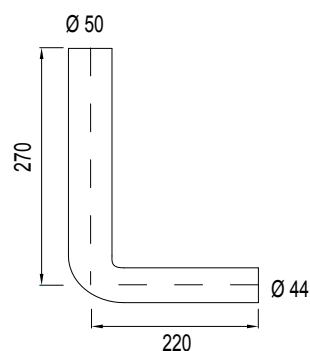
## Elbow 270 x 220 mm



### Properties

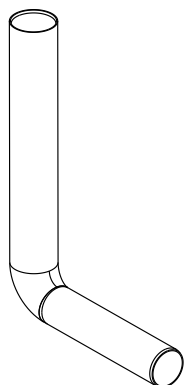
- Material: ABS
- 90°
- Ø 50 x 44 mm
- Color: white

### Technical drawing



Article number: **607359**  
EAN-Code: 3838912029720

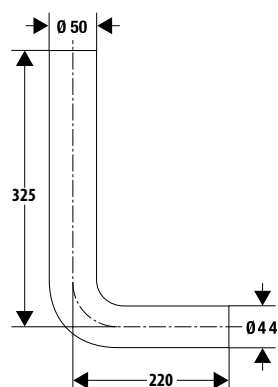
## Elbow 325 x 220 mm



### Properties


- For low installation of the exposed flushing cistern
- Ø 50/44 mm
- 325 x 220 mm

### Technical drawing



Article number: **674830**  
EAN-Code: 3838912063250

## Elbow 380 x 210 mm

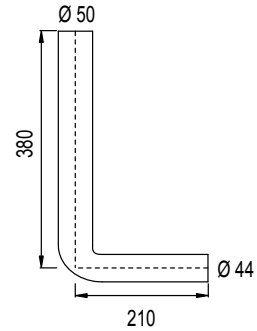


White  
Article number: **1409111301**  
EAN-Code: 8711778003569

### Properties

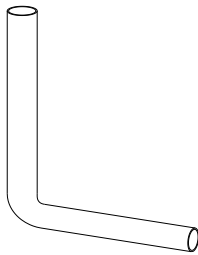
- Material: PVC
- 90°
- Ø 50 x 44 mm

### Technical drawing



**WISA®**

## Elbow 390 x 350 mm

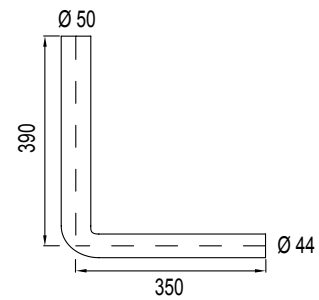


White  
Article number: **1409111601**  
EAN-Code: 8711778003590


### Properties

- Material: PVC
- 90°
- Ø 50 x 44 mm

### Technical drawing



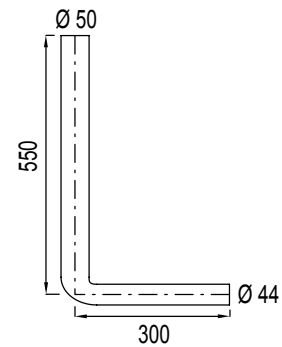
## Elbow 550 x 300 mm



### Properties

- Material: PVC
- 90°
- Ø 50 x 44 mm
- Color: white


### Technical drawing



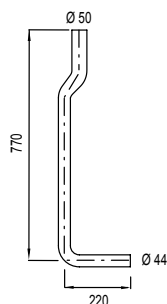
**WISA®**

Article number: **1409111701**  
EAN-Code: 8711778003873

## Elbow 770 x 220 mm

**Properties**

- Material: PVC
- Ø 50 x 44 mm
- Color: white

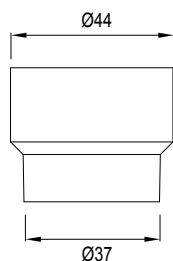
**Technical drawing****WISA®**

Article number: **1409111801**  
 EAN-Code: 8711778003484

## Flow reducer

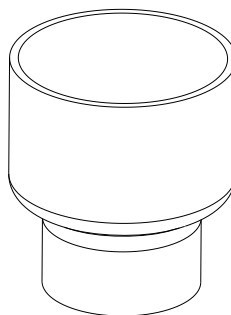
**Properties**

- For regulating flushing flow
- Color: white

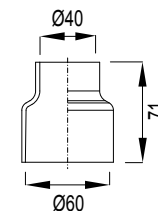
**Technical drawing****WISA®**

Article number: **8035882385**  
 EAN-Code: 8711778196285

## Flush pipe wrap-over connector seal n. 103

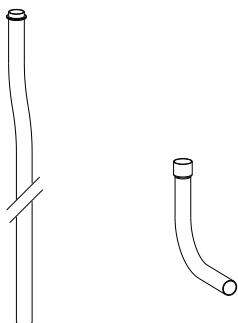
**Properties**

- External connector for WC with external flushing pipe connection
- Color: white

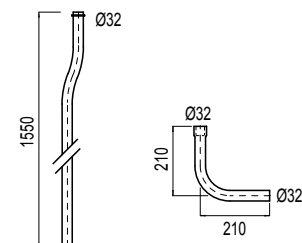
**Technical drawing****WISA®**

Article number: **1409985438**  
 EAN-Code: 8711778003125

## Set of flush pipe and flush pipe elbow

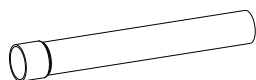
**Properties**

- Material: PVC
- Ø 32 mm
- Color: white

**Technical drawing****WISA®**

Article number: **1409111901**  
 EAN-Code: 8711778004078

## Straight pipe 340 mm



White  
Article number: **1409111101**  
EAN-Code: 8711778003903


Manhattan  
Article number: **1409111110**  
EAN-Code: 8711778003927

### Properties

- Material: PVC
- Ø 44 mm

**WISA®**

### Technical drawing



## Straight pipe 500 mm



White  
Article number: **1409111201**  
EAN-Code: 8711778003934


Beige  
Article number: **1409111203**  
EAN-Code: 8711778003941

### Properties

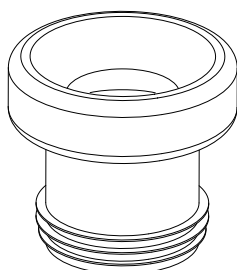
- Material: PVC
- Ø 44 mm

**WISA®**

### Technical drawing



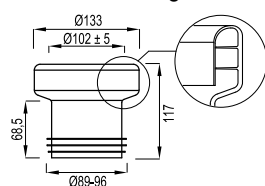
## Connector model no. 3A W



### Properties

- Straight
- For pipe Ø 110 mm
- L=117 mm
- Color: white

### Technical drawing



**WISA®**

Article number: **8040301003**  
EAN-Code: 8711778012462  
Packing: 60 Pcs./Carton

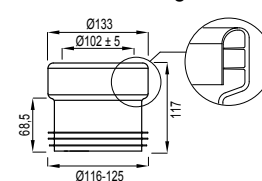
## Connector model no. 4 W



### Properties

- Straight
- For pipe Ø 125 mm
- L=117 mm
- Color: white

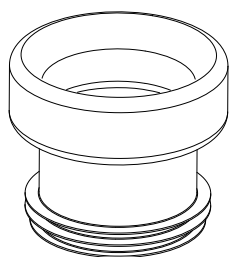
### Technical drawing



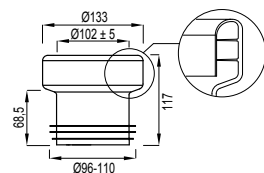
**WISA®**

Article number: **8040301004**  
EAN-Code: 8711778012479  
Packing: 60 Pcs./Carton

## Connector model no. 6 W

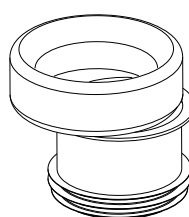
**Properties**

- Straight
- For pipe Ø 110 mm
- L=117 mm
- Color: white

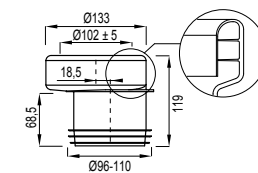
**Technical drawing****WISA®**

Article number: **8040301006**  
 EAN-Code: 8711778012486  
 Packing: 60 Pcs./Carton

## Connector model no. 7 W

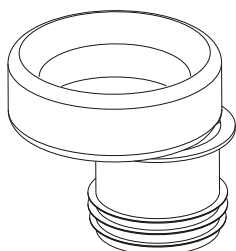
**Properties**

- Straight
- For pipe Ø 110 mm
- L=119 mm
- With 18.5 mm off-centre
- Color: white

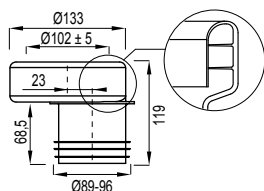
**Technical drawing****WISA®**

Article number: **8040301007**  
 EAN-Code: 8711778012493  
 Packing: 60 Pcs./Carton

## Connector model no. 8 W

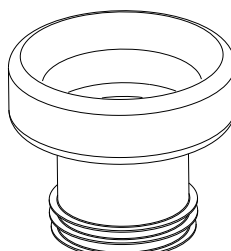
**Properties**

- For pipe Ø 110 mm
- L=119 mm
- With 23 mm off-centre
- Color: white

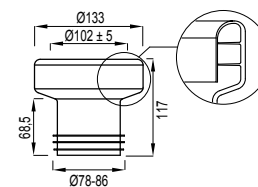
**Technical drawing****WISA®**

Article number: **8040301008**  
 EAN-Code: 8711778012509  
 Packing: 60 Pcs./Carton

## Connector model no. 3B W

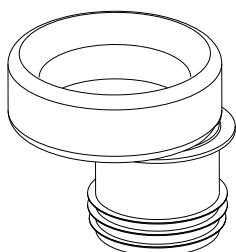
**Properties**

- Straight
- For pipe Ø 90 mm
- L=117 mm
- Color: white

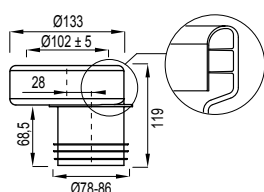
**Technical drawing****WISA®**

Article number: **8040305003**  
 EAN-Code: 8711778025639  
 Packing: 60 Pcs./Carton

## Connector model no. 8B W

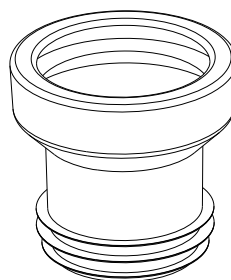
**Properties**

- For pipe Ø 90 mm
- L=119 mm
- With 28 mm off-centre
- Color: white

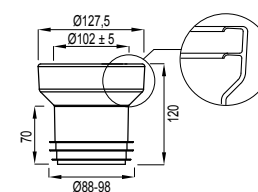
**Technical drawing****WISA®**

Article number: **8040305008**  
 EAN-Code: 8711778025646  
 Packing: 48 Pcs./Carton

## Connector model no. 2

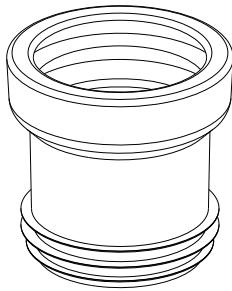
**Properties**

- Straight
- For pipe Ø 100 mm
- L=120 mm
- Color: white

**Technical drawing****WISA®**

Article number: **7000120210**  
 EAN-Code: 8711778047969  
 Packing: 60 Pcs./Carton

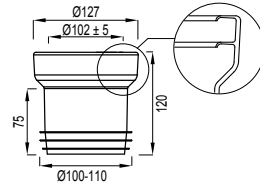
## Connector model no. 3



## Properties

- Straight
- For pipe Ø 110 mm
- L=120 mm

## Technical drawing



**WISA®**

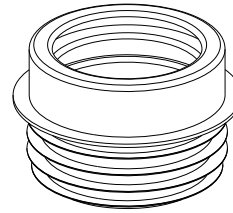
White

Article number: **7000119920**

EAN-Code: 8711778047907

Packing: 60 Pcs./Carton

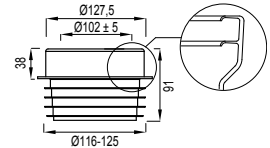
## Connector model no. 4



## Properties

- Straight
- For pipe Ø 125 mm
- L=91 mm
- Color: white

## Technical drawing



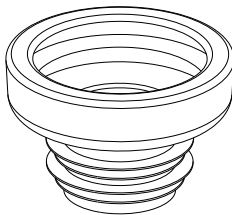
**WISA®**

Article number: **7000120200**

EAN-Code: 8711778047952

Packing: 60 Pcs./Carton

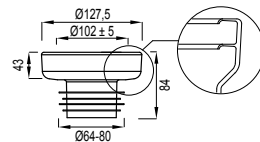
## Connector model no. 5



## Properties

- Straight
- L=84 mm
- Color: white

## Technical drawing



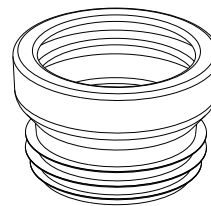
**WISA®**

Article number: **7000121940**

EAN-Code: 8711778047990

Packing: 120 Pcs./Carton

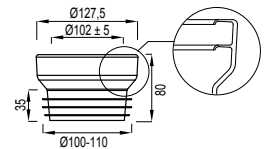
## Connector model no. 6



## Properties

- For pipe Ø 110 mm
- L=80 mm
- Extra low model
- Color: white

## Technical drawing



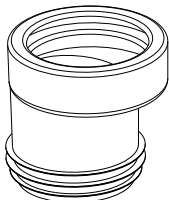
**WISA®**

Article number: **7000121580**

EAN-Code: 8711778047983

Packing: 90 Pcs./Carton

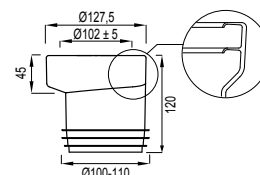
## Connector model no. 7



## Properties

- For pipe Ø 110 mm
- L=120 mm
- With 20 mm off-centre
- Color: white

## Technical drawing



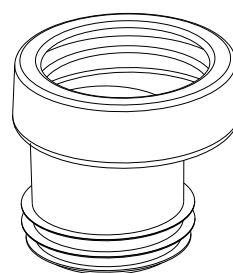
**WISA®**

Article number: **7000119910**

EAN-Code: 8711778047884

Packing: 60 Pcs./Carton

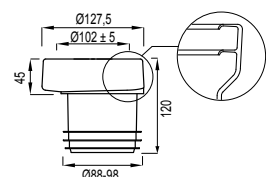
## Connector model no. 8



## Properties

- For pipe Ø 100 mm
- L=120 mm
- With 20 mm off-centre
- Color: white

## Technical drawing



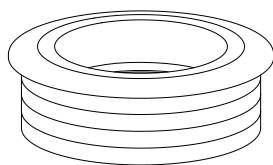
**WISA®**

Article number: **7000121080**

EAN-Code: 8711778047976

Packing: 60 Pcs./Carton

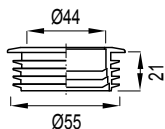
### WC Flush pipe connector seal (cistern)



#### Properties

- Material: rubber
- Color: white

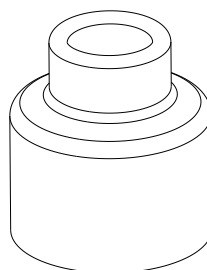
#### Technical drawing



**WISA®**

Article number: **8050390093**  
 EAN-Code: 8711778099463  
 Packing: 5 Pcs.

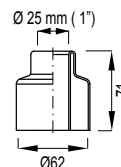
### WC flush pipe connector seal 1"



#### Properties

- Color: white

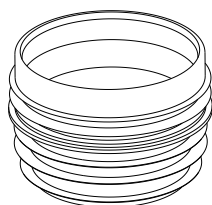
#### Technical drawing



**WISA®**

Article number: **7240770500**  
 EAN-Code: 8711778048577

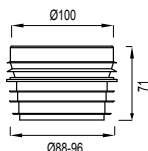
### Connector 302



#### Properties

- For pipe Ø 100 mm
- L=71 mm
- Color: white

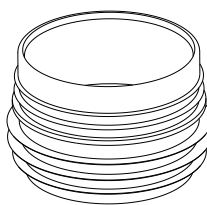
#### Technical drawing



**WISA®**

Article number: **7011120310**  
 EAN-Code: 8711778048454  
 Packing: 140 Pcs./Carton

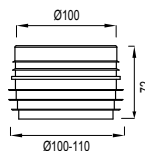
### Connector 303



#### Properties

- For pipe Ø 100 mm / Ø 110 mm
- L=72 mm
- Color: white

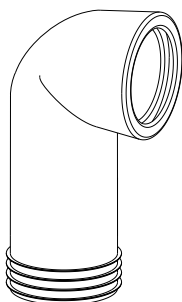
#### Technical drawing



**WISA®**

Article number: **7011120980**  
 EAN-Code: 8711778048508  
 Packing: 120 Pcs./Carton

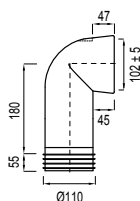
### WC discharge elbow no. 301A



#### Properties

- Length 180 mm
- Socket connection 110 mm
- Color: white

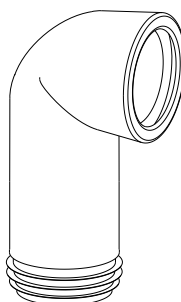
#### Technical drawing



**WISA®**

Article number: **7010120220**  
 EAN-Code: 8711778048188  
 Packing: 25 Pcs./Carton

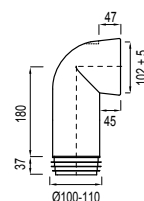
### WC discharge elbow no. 303C



#### Properties

- Length 180 mm
- Pipe connection 110 mm
- Color: white

#### Technical drawing

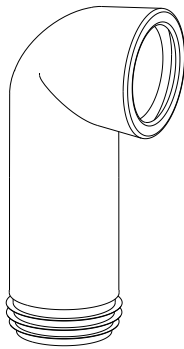


**WISA®**

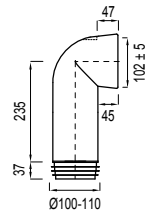
Article number: **7010121440**  
 EAN-Code: 8711778048348  
 Packing: 25 Pcs./Carton



## WC discharge elbow no. 303E

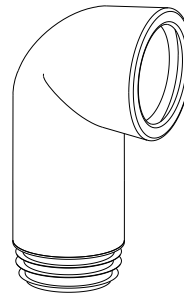
**Properties**

- Length 235 mm
- Pipe connection 110 mm
- Color: white

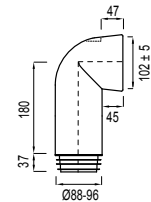
**Technical drawing****WISA®**

Article number: **7010121460**  
 EAN-Code: 8711778048386  
 Packing: 20 Pcs./Carton

## WC discharge elbow no. 302C

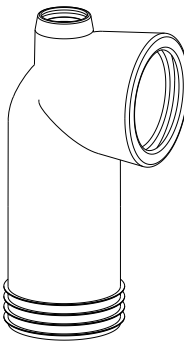
**Properties**

- Length 180 mm
- Pipe connection 98 mm
- Color: white

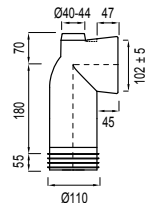
**Technical drawing****WISA®**

Article number: **7010121360**  
 EAN-Code: 8711778048249  
 Packing: 25 Pcs./Carton

## WC discharge elbow no. 301K

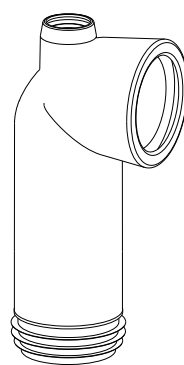
**Properties**

- Length 180 mm
- For socket 110 mm
- Elbow with extra branch-off 40 mm for fountain or vented trap
- Color: white

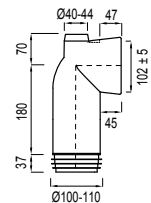
**Technical drawing****WISA®**

Article number: **7010120950**  
 EAN-Code: 8711778048225  
 Packing: 25 Pcs./Carton

## WC discharge elbow no. 303M

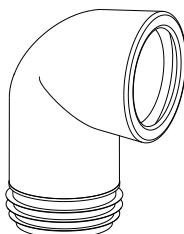
**Properties**

- Length 180 mm
- For pipe 110 mm
- Elbow with extra branch-off 40 mm for fountain or vented trap
- Color: white

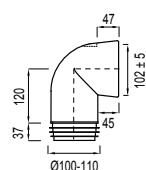
**Technical drawing****WISA®**

Article number: **7010121480**  
 EAN-Code: 8711778048423  
 Packing: 25 Pcs./Carton

## WC discharge elbow no. 303B

**Properties**

- Length 120 mm
- For pipe 110 mm
- Elbow with extra branch-off 40 mm for fountain or vented trap
- Color: white

**Technical drawing****WISA®**

Article number: **7010121430**  
 EAN-Code: 8711778048324  
 Packing: 30 Pcs./Carton

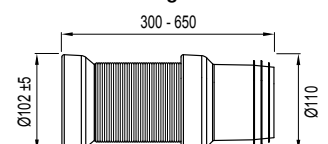
## Flexifon tube

**Properties**

- Easy installation with flexible tube
- 2 connectors
- No glue
- Adjustable from 300 to 650 mm
- Reinforced with inner steel spiral construction
- For pipe 110 mm or 100 mm
- Color: white

**WISA®**

Flexifon tube Ø 100 mm  
 Article number: **1409986091**  
 EAN-Code: 8711778119840  
 Packing: 24 Pcs./Carton

**Technical drawing**

Flexifon tube Ø 110 mm  
 Article number: **1409986087**  
 EAN-Code: 8711778108905  
 Packing: 24 Pcs./Carton

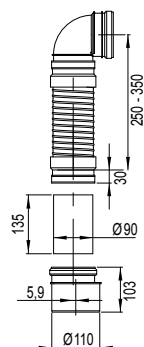
## Flexifon built-in



### Properties

- Flexible discharge elbow
- Universal for all built-in systems
- With reducer Ø 90 / 110 mm
- Color: black

### Technical drawing



Article number: **8050390086**

EAN-Code: 8711778139220

Packing: 15 Pcs./Carton

Linear shower drains are accessories for modern interior bathrooms, sauna and relaxation areas where the aesthetic and technical requirements dictate the choice of highly functional and adjustable products. Their main advantages are easy installation, maintenance and use of barrier-free areas.

---

**131** SHOWER DRAINS, PLASTIC FRAME

**133** SHOWER DRAINS, STAINLESS STEEL FRAME

**135** SHOWER DRAINS TO THE WALL, STAINLESS STEEL FRAME

**138** GRIDS

**139** ACCESSORIES



# SHOWER DRAINS - PERFECTION IN DETAILS

Linear shower drains are accessories for modern interior bathrooms, sauna and relaxation areas where the aesthetic and technical requirements dictate the choice of highly functional and adjustable products. Their main advantage is easy installation, maintenance and use of barrier-free areas.

# ADVANTAGES OF LINEAR SHOWER DRAINS

- Modern design
- Damage resistance
- Low building height: from 65 mm
- Flow rate upon new standard EN 1253-2:  
35 - 52 l/min (depending on the model)



- Combined siphon: water level / dry flap (depending on the model)
- Load capacity K3 (300 kg)
- Stainless steel grid in matt according DIN 1.4301
- Dimensional series: from 350 mm to 1050 mm
- Easy disassembly for cleaning siphon
- Frame height 15 mm, for ELEGANCE adjustable from 15 mm to 23 mm
- 6 different designs of grids, (models with drain connection Ø 50 mm available only in design STANDARD/CUSTOM)
- Height adjustment of the shower drain
- Supplied self-adhesive waterproofing tape





## Shower drain, plastic frame



### Installation type

- Floor installation

### Properties

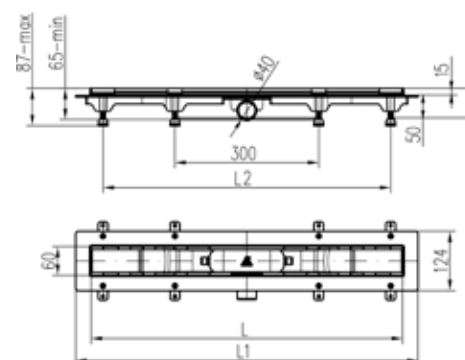
- Modern design
- Damage resistance
- Adjustable height: 65–87 mm
- Flow rate 35–38 l/min according to EN 1253-2
- Load capacity K3 (300 kg)
- Grid length: 350, 450, 650, 750, 850 mm
- Easy disassembly for cleaning siphon
- Frame height 15 mm
- 6 different designs of grids

### Special features:

- Low building height: 65 mm
- Drain connection Ø 40 mm
- Combined siphon: water level / dry flap
- 1.5 mm stainless steel grid in matt finishing according DIN 1.4301

### Product contains

- All parts required for installation and fixing



Art. no.	L [mm]	L1 [mm]	L2 [mm]	Weight [kg/pcs.]	Packing [pallet/pcs]
----------	-----------	------------	------------	---------------------	-------------------------

### VIBE

674710	350	415	295	1,10	1 / 280
674716	450	515	295	1,30	1 / 280
674722	650	715	595	1,80	1 / 1750
674728	750	815	695	1,90	1 / 150
674734	850	915	795	2,10	1 / 1500

### GALAXY

674712	350	415	295	1,10	1 / 280
674718	450	515	295	1,30	1 / 280
674724	650	715	595	1,80	1 / 175
674730	750	815	695	1,90	1 / 150
674736	850	915	795	2,10	1 / 150

### ENERGY

674713	350	415	295	1,10	1 / 280
674719	450	515	295	1,30	1 / 280
674725	650	715	595	1,80	1 / 175
674731	750	815	695	1,90	1 / 150
674737	850	915	795	2,10	1 / 150


### STANDARD / CUSTOM

674714	350	415	295	1,10	1 / 280
674720	450	515	295	1,30	1 / 280
674726	650	715	595	1,80	1 / 1750
674732	750	815	695	1,90	1 / 150
674738	850	915	795	2,10	1 / 150

### VIBE



### GALAXY



### ENERGY




### STANDARD / CUSTOM



Shower drain, plastic frame, grid STANDARD / CUSTOM, black



STANDARD / CUSTOM



Art. no.	L [mm]	L1 [mm]	L2 [mm]	Weight [kg/pcs]	Packing [pallet/pcs]
STANDARD / CUSTOM					
675022	350	415	295	1,10	1 / 280
675023	450	515	295	1,30	1 / 280
675024	650	715	595	1,80	1 / 175
675025	750	815	695	1,90	1 / 150
675026	850	915	795	2,10	1 / 150

Installation type

- Floor installation

Properties

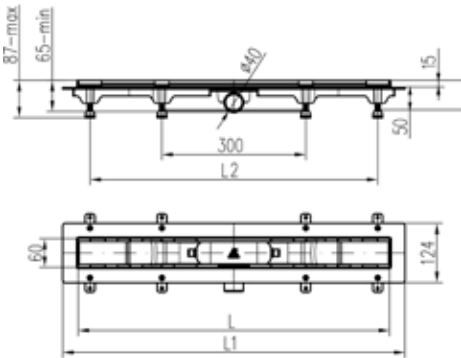
- Modern design
- Color: matt black
- Grid STANDARD/CUSTOM
- Damage resistance
- Adjustable height: 65–87 mm
- Flow rate 35–38 l/min according to EN 1253-2
- Load capacity K3 (300 kg)
- Grid length: 350, 450, 650, 750, 850 mm
- Easy disassembly for cleaning siphon
- Frame height 15 mm
- 6 different designs of grids

Special features:

- Low building height: 65 mm
- Drain connection Ø 40 mm
- Combined siphon: water level / dry flap
- 1.5 mm stainless steel grid in matt finishing according DIN 1.4301

Product contains

- All parts required for installation and fixing





## Shower drain, stainless steel frame



Art. no.	L [mm]	L1 [mm]	L2 [mm]	Weight [kg/pcs]	Packing [pallet/pcs]
----------	-----------	------------	------------	--------------------	-------------------------

### VIBE

674740	350	415	295	1,10	1 / 280
674746	450	515	295	1,30	1 / 280
674752	650	715	595	1,80	1 / 175
674758	750	815	695	1,90	1 / 150
674764	850	915	795	2,10	1 / 150

### GALAXY

674742	350	415	295	1,10	1 / 280
674748	450	515	295	1,30	1 / 280
674754	650	715	595	1,80	1 / 175
674760	750	815	695	1,90	1 / 150
674766	850	915	795	2,10	1 / 150

### ENERGY

674743	350	415	295	1,10	1 / 280
674749	450	515	295	1,30	1 / 280
674755	650	715	595	1,80	1 / 175
674761	750	815	695	1,90	1 / 150
674767	850	915	795	2,10	1 / 150

### FUSION

675205	350	415	295	1,10	1 / 280
675206	450	515	295	1,30	1 / 280
675207	650	715	595	1,80	1 / 175
675208	750	815	695	1,90	1 / 150
675209	850	915	795	2,10	1 / 150

### STANDARD / CUSTOM

674744	350	415	295	1,10	1 / 280
674750	450	515	295	1,30	1 / 280
674756	650	715	595	1,80	1 / 175
674762	750	815	695	1,90	1 / 150
674768	850	915	795	2,10	1 / 150

### Installation type

- Floor installation

### Properties

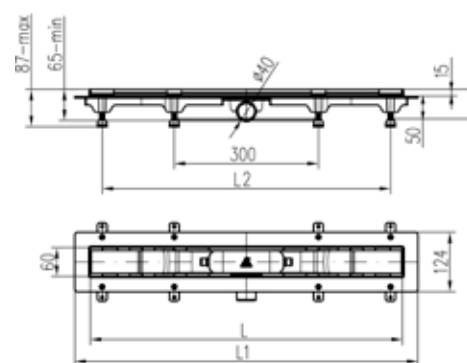
- Modern design
- Damage resistance
- Adjustable height: 65–87 mm
- Flow rate 35–38 l/min according to EN 1253-2
- Load capacity K3 (300 kg)
- Grid length: 350, 450, 650, 750, 850 mm
- Easy disassembly for cleaning siphon
- Frame height 15 mm
- 6 different designs of grids

### Special features:

- Low building height: 65 mm
- Drain connection  $\varnothing$  40 mm
- Combined siphon: water level / dry flap
- 1.5 mm stainless steel grid in matt finishing according DIN 1.4301

### Product contains


- All parts required for installation and fixing



VIBE



GALAXY



ENERGY



FUSION



STANDARD / CUSTOM



## Shower drain to the wall, stainless steel frame



### Installation type

- Floor installation

### Properties

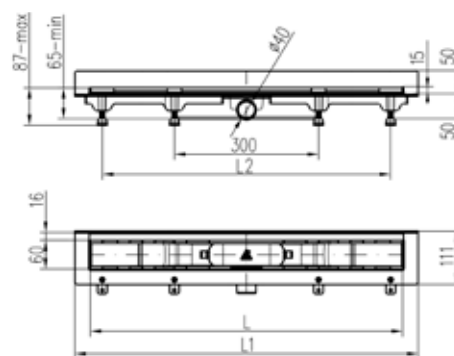
- Modern design
- Damage resistance
- Adjustable height: 65–87 mm
- Flow rate 35–38 l/min according to EN 1253-2
- Load capacity K3 (300 kg)
- Grid length: 350, 450, 650, 750, 850 mm
- Easy disassembly for cleaning siphon
- Frame height 15 mm
- 6 different designs of grids

### Special features:

- Low building height: 65 mm
- Drain connection Ø 40 mm
- Combined siphon: water level / dry flap
- 1.5 mm stainless steel grid in matt finishing according to DIN 1.4301

### Product contains

- All parts required for installation and fixing



Art. no.	L [mm]	L1 [mm]	L2 [mm]	Weight [kg/pcs]	Packing [pallet/pcs]
----------	-----------	------------	------------	--------------------	-------------------------

### VIBE

674770	350	415	295	1,10	1 / 280
674776	450	515	295	1,30	1 / 280
674782	650	715	595	1,80	1 / 175
674788	750	815	695	1,90	1 / 150
674794	850	915	795	2,10	1 / 150

### GALAXY

674772	350	415	295	1,10	1 / 280
674778	450	515	295	1,30	1 / 280
674784	650	715	595	1,80	1 / 175
674790	750	815	695	1,90	1 / 150
674796	850	915	795	2,10	1 / 150

### ENERGY

674773	350	415	295	1,10	1 / 280
674779	450	515	295	1,30	1 / 280
674785	650	715	595	1,80	1 / 175
674791	750	815	695	1,90	1 / 150
674797	850	915	795	2,10	1 / 150

### STANDARD / CUSTOM

674774	350	415	295	1,10	1 / 280
674780	450	515	295	1,30	1 / 280
674786	650	715	595	1,80	1 / 175
674792	750	815	695	1,90	1 / 150
674798	850	915	795	2,10	1 / 150

### VIBE



### GALAXY



### ENERGY



### STANDARD / CUSTOM



Shower drain, stainless steel frame, grid STANDARD / CUSTOM, Ø 50 mm



STANDARD / CUSTOM



Art. no.	L [mm]	L1 [mm]	L2 [mm]	Weight [kg/pcs]	Packing [pallet/pcs]
<b>STANDARD / CUSTOM</b>					
674909	950	1014	800	2,42	1 / 100
674910	1050	1114	900	2,57	1 /100

Installation type

- Floor installation

Properties

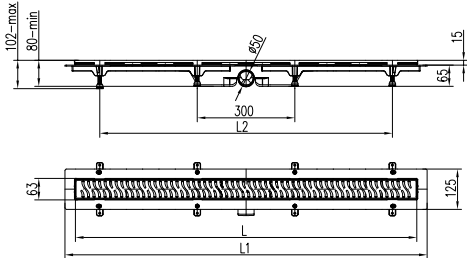
- Modern design
- Grid STANDARD/CUSTOM
- Damage resistance
- Adjustable height: 80–102 mm
- Flow rate 46–52 l/min according to EN 1253-2
- Load capacity K3 (300 kg)
- Grid length: 950, 1050 mm
- Easy disassembly for cleaning siphon
- Frame height 15 mm
- 2 different designs of grids

Special features:

- Low building height: 80 mm
- Drain connection Ø 50 mm
- Combined siphon: water level / dry flap
- 1.5 mm stainless steel grid in matt finishing according to DIN 1.4301

Product contains

- All parts required for installation and fixing



Shower drain, stainless steel frame, ELEGANCE, Ø 50 mm



Installation type

- Floor installation

Properties

- Modern design
- Grid STANDARD/CUSTOM
- Damage resistance
- Adjustable height: 15-23 mm
- Flow rate 45 l/min according to EN 1253-2
- Load capacity K3 (300 kg)
- Easy disassembly for cleaning siphon

Special features:

- Low building height: 70 mm
- Drain connection Ø 50 mm
- 1 mm stainless steel grid in matt finishing according DIN 1.4301

Product contains

- All parts required for installation and fixing

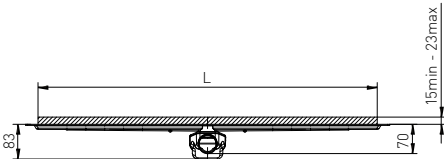
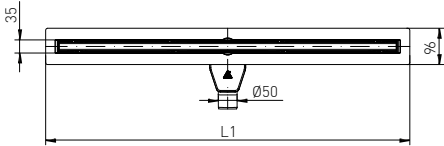
STANDARD/CUSTOM



Art. no.	L [mm]	L1 [mm]	Weight [kg/pcs]	Packing [pallet/pcs]
----------	-----------	------------	--------------------	-------------------------

ELEGANCE

675390	500	565	1,10	1 / 190
675391	600	665	1,30	1 / 190
675392	700	765	1,50	1 / 190
675393	800	865	1,70	1 / 147
675394	900	965	1,90	1 / 147



Shower drain, stainless steel frame, ELEGANCE, Ø 50 mm, black



Installation type

- Floor installation

Properties

- Modern design
- Color: matt black
- Grid STANDARD/CUSTOM
- Damage resistance
- Adjustable height: 15-23 mm
- Flow rate 45 l/min according to EN 1253-2
- Load capacity K3 (300 kg)
- Easy disassembly for cleaning siphon

Special features:

- Low building height: 70 mm
- Drain connection Ø 50 mm
- 1 mm stainless steel grid in matt finishing according to DIN 1.4301

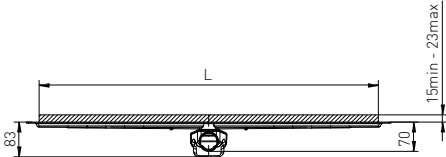
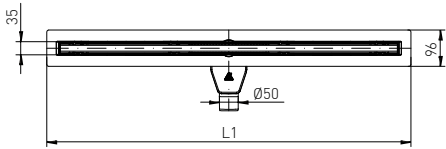
Product contains

- All parts required for installation and fixing

STANDARD/CUSTOM



Art. no.	L [mm]	L1 [mm]	Weight [kg/pcs]	Packing [pallet/pcs]
<b>ELEGANCE</b>				
675395	500	565	1,10	1 / 190
675396	600	665	1,30	1 / 190
675397	700	765	1,50	1 / 190
675398	800	865	1,70	1 / 147
675399	900	965	1,90	1 / 147



## GRIDS

## ARTICLE NUMBER

## EAN CODE

## DESCRIPTION

## VIBE

675010	3838912063885	Grid VIBE 350
675011	3838912063892	Grid VIBE 450
675012	3838912063908	Grid VIBE 650
675013	3838912063915	Grid VIBE 750
675014	3838912063922	Grid VIBE 850

## GALAXY

674995	3838912063731	Grid GALAXY 350
674996	3838912063748	Grid GALAXY 450
674997	3838912063755	Grid GALAXY 650
674998	3838912063762	Grid GALAXY 750
674999	3838912063779	Grid GALAXY 850

## ENERGY

674990	3838912063687	Grid ENERGY 350
674991	3838912063694	Grid ENERGY 450
674992	3838912063700	Grid ENERGY 650
674993	3838912063717	Grid ENERGY 750
674994	3838912063724	Grid ENERGY 850

## FUSION

675155	3838912064868	Grid FUSION 350
675156	3838912064875	Grid FUSION 450
675157	3838912064882	Grid FUSION 650
675158	3838912064899	Grid FUSION 750
675159	3838912064905	Grid FUSION 850

## STANDARD/CUSTOM

675005	3838912063830	Grid STANDARD/CUSTOM 350
675006	3838912063847	Grid STANDARD/CUSTOM 450
675007	3838912063854	Grid STANDARD/CUSTOM 650
675008	3838912063861	Grid STANDARD/CUSTOM 750
675009	3838912063878	Grid STANDARD/CUSTOM 850

## STANDARD/CUSTOM, matt black

675160	3838912064615	Grid STANDARD/CUSTOM 350, matt black
675161	3838912064622	Grid STANDARD/CUSTOM 450, matt black
675162	3838912064639	Grid STANDARD/CUSTOM 650, matt black
675163	3838912064646	Grid STANDARD/CUSTOM 750, matt black
675164	3838912064653	Grid STANDARD/CUSTOM 850, matt black

### Reduction Ø 40/50 mm



**Installation method**

- To connect linear shower drain (Ø 40 mm) and drain pipe (Ø 50 mm)

Article number: **674918**  
EAN-Code: 3838912063410

### Insulation foil 80 x 1000 mm



**Installation method**

- For linear shower drain

**Characteristics**

- Waterproof foil 80 x 1000 mm

Article number: **675015**  
EAN-Code: 3838912063939

### Shower drain trap cover



**Installation method**

- For linear shower drain

**Characteristics**

- Enables simple trap cleaning

Article number: **675016**  
EAN-Code: 3838912063946

### Flap



**Installation method**

- Prevents the spread of unpleasant odors if the trap dries out

**Characteristics**

- Non return flap

Article number: **675018**  
EAN-Code: 3838912063410

### Adjustable leg, 47 mm



**Installation method**

- Adjustable leg for linear shower drain
- For linear shower drain installation height 65 - 87 mm
- For linear shower drain with drain pipe Ø 40 mm

**Characteristics**

- Height: 47 mm

Article number: **675019**  
EAN-Code: 3838912063977

### Adjustable leg, 62 mm



**Installation method**

- Adjustable leg for linear shower drain
- For linear shower drain installation height 80 - 102 mm
- For linear shower drain with drain pipe Ø 50 mm

**Characteristics**

- Height: 62 mm

Article number: **675020**  
EAN-Code: 3838912063984

### Strainer for shower drains, Ø 40 mm



#### Installation method

- Strainer prevents dirt from entering the shower drain trap
- Suitable for shower drains with Ø 40 mm drain pipe

#### Characteristics

- Colour: grey

Article number: **675165**  
EAN-Code: 3838912064660

### Strainer for shower drains, Ø 50 mm



#### Installation method

- Strainer prevents dirt from entering the shower drain trap
- Suitable for shower drains with Ø 50 mm drain pipe

#### Characteristics

- Colour: grey

Article number: **675166**  
EAN-Code: 3838912064677

### Strainer for shower drains, Ø 40 mm, black



#### Installation method

- Strainer prevents dirt from entering the shower drain trap
- Suitable for shower drains with Ø 50 mm drain pipe

#### Characteristics

- Colour: black

Article number: **675167**  
EAN-Code: 3838912064684

### Grid support



#### Installation method

- For grid stabilization in the shower drain
- For grids VIBE, ROUND, GALAXY, ENERGY, FUSION

#### Characteristics

- Colour: grey

Article number: **675172**  
EAN-Code: 3838912064738

### Grid support



#### Installation method

- For grid stabilization in the shower drain
- For grids STANDARD/CUSTOM

#### Characteristics

- Colour: grey

Article number: **675173**  
EAN-Code: 3838912064745

### Grid support



#### Installation method

- For grid stabilization in the shower drain
- For grids STANDARD/CUSTOM

#### Characteristics

- Colour: black

Article number: **675174**  
EAN-Code: 3838912064752





On the following pages you will find our spare parts, clearly arranged in the explosion drawings of various products. All spare parts can be ordered through the trade wholesaler.

Original spare parts for cisterns:

- 25 years spare parts warranty for flush-mounted flushing cisterns
- 25 years spare parts warranty for surface-mounted flushing cisterns

---

**143** SPARE PARTS

**149** SPARE PARTS FOR CONCEALED FLUSHING CISTERNS

**175** SPARE PARTS FOR EXPOSED FLUSHING CISTERNS

## EXPLODED VIEWS AND SPARE PARTS

[illegible]

Fill valve HVK

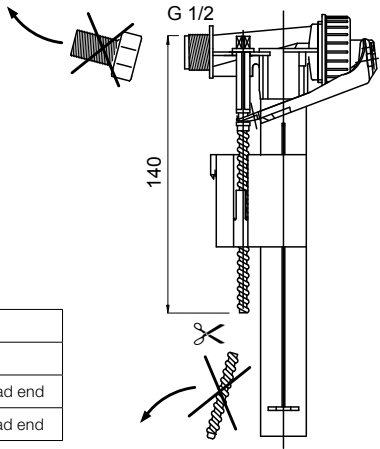


Properties

- Hydraulic fill valve
- Short filling time: 6 liters in 46 sec at 0,3 MPa
- Quiet filling: 13 dB (A), Classe 1
- Telescopic tube
- G 3/8 or G 1/2 side entry
- Can be used in all cisterns with side entry
- Supplied with accessories / fittings to your demands
- Without threaded rod suitable for all Sphinx / Novoboch / Warneton close coupled cisterns
- Without thread end suitable for all 380 / XS and 387 / XT concealed systems
- Without thread end and shortened black thread end suitable for all other WISA concealed systems

Article number	EAN-Code	Description
8035432571 *	8711778106437	Hydraulic fill valve 1/2
8035432605	8711778150829	Hydraulic fill valve G 3/8 plastic thread end
8035432606	8711778150836	Hydraulic fill valve G 1/2 plastic thread end

Technical drawing



Packing: 36 Pcs./Carton

\* KIWA, LGA, DIN, DVGW and NF approved

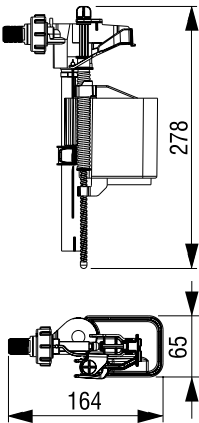
Fill valve HDV



Properties

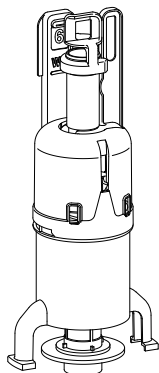
- Mechanical fill valve
- Short filling time: 6 liters in 38 sec at 0,3 MPa
- Quiet filling: 22 dB(A), Classe 2
- G 3/8 side entry
- Can be used in all cisterns with side entry
- DVGW and NF approved
- Supplied with accessories
- Suitable for 189 UP, 198 UP, 182 UP, 187 UP concealed systems (under certain conditions, check products exploded views)

Technical drawing



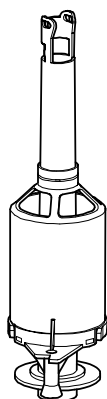
Article number: **628458**  
EAN-Code: 3838912038012  
Packing: 10 Pcs./Carton

### Flush valve dual flush 3/6 liter



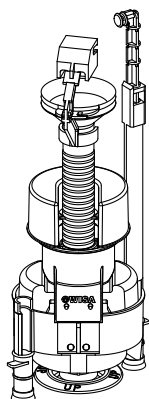
EAN-Code	Article number	Description
8711778218505	8050801525FM	Flush valve for WISA XS/XT, SCHWAB 380 / 387
8711778178533	8050801522	Flush valve DFF for WISA XS/XT, SCHWAB 380 / 387 (for article numbers: 8050404111, 8050404410, 4060404111, 4050404410)
8711778174504	8050801527	Flush valve for WISA XS 4/2 L, SCHWAB 380 4/2 L
8711778164833	1411988440	Flush valve rubber 65 mm, hole 28.5, black

### Flush valve for cisterns with single flush



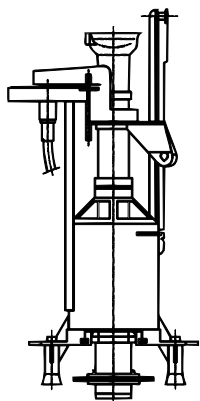
EAN-Code	Article number	Description
8711778017108	8050800500	Flush valve for WISA 350/295/770, SCHWAB 210 / 240
8711778017146	8050800504	Flush valve for WISA 570/670/790/870, SCHWAB 220
8711778017160	8050800507	Flush valve for WISA 600/1070/1170, SCHWAB 270
8711778042926	8035820147	Flush valve for WISA 800
8711778017153	8050800506	Flush valve for WISA 2000/2002
8711778038837	8050800511	Flush valve for WISA 2100 UP
8711778046665	8050800512	Flush valve for WISA 2140/2940
8711778095670	8050800527	Flush valve for WISA 470, SCHWAB 260
8711778052680	8050800514	Flush valve for WISA 1040
8711778164833	1411988440	Flush valve rubber 65 mm, hole 28,5, black
8711778164857	1411988436	Flush valve rubber till July 87, 65 mm, hole 23.5 mm, old version

### Flush valve dual flush 3/6 liter



EAN-Code	Article number	Description
8711778221628	8050800201	Conversion set WISA 1036, white
3838912065391	8050801523FM	Flush valve for WISA 2136 DF and Quadro
8711778117945	8035390111	Rubber seal for WISA DF valves
8711778072183	8050801504	Flush valve for WISA 800 DF
8711778054165	8050421408	Conversion kit WISA 2100 - 2136 DF, without flushing plate
8711778221598	8050800101	Conversion set WISA 336 white

## Pneumatic flush valve



EAN-Code	Article number	Description
8711778070417	8050800525	Pneumatic flush valve for WISA 2100 UP, incl. hose
8711778105799	8050800529	Pneumatic flush valve for WISA 470, incl. hose
8711778164833	1411988440	Flush valve rubber 65 mm, hole 28,5, black
8711778107922	1418988432	Membrane

## Conversion kit dual flushing



### Properties

- For model 180.000 from year 1996

### Special features

- Not suitable for model 80.000 and 180.000/N

**Flushing plate needs to be ordered separately**



White

Article number: **227556**

EAN-Code: 3838912030009

Matchchrom

Article number: **227602**

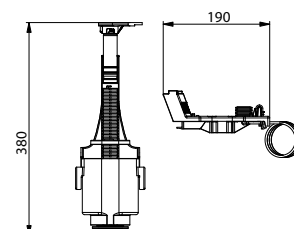
EAN-Code: 3838912034311

Article number: **361871**  
EAN-Code: 3838912036926

## Pneumatic WC 198



### Technical drawing



Article number: **636043**  
EAN-Code: 3838912039910

## Conversion kit pneumatical remote control



### Properties

- For concealed cistern 180.XXX and UP 182

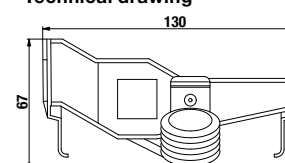
**Cover plate and remote control need to be ordered separately**



### Properties

- Recommended distance from the remote control not exceeding 1.5 m

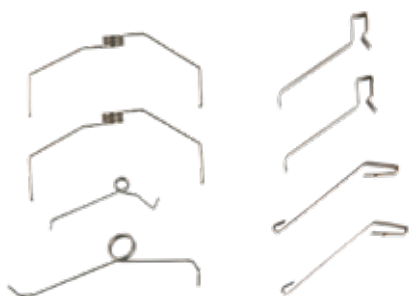
### Technical drawing



Article number: **363788**  
EAN-Code: 4016817024937

Article number: **635943**  
EAN-Code: 3838912039903

## Replacement springs for flushing plates



Article number: **361658**

EAN-Code: 3838912033611


Replacement springs for Gala, Viva, Riva, Riva Duo, Targa, Onda, Line, Riva Mini, Riva Duo Mini, Point, Point Duo

Article number: **323303**

EAN-Code: 3838912033628

Replacement springs for Circle, Caro, Dots, Dots Duo, Ovate, Ovate Duo, Genera, Futura, Dura, Vivo

## Replacement accessories



Article number: **228582**

EAN-Code: 3838912033529

Replacement accessories for Gala, Viva, Riva, Riva Duo, Targa, Onda, Line, Riva Mini, Riva Duo Mini, Point, Point Duo

Article number: **323299**

EAN-Code: 3838912033604

Replacement accessories for Circle, Caro, Dots, Dots Duo, Ovate, Ovate Duo, Genera, Futura, Dura, Vivo

## Extension kit for flushing plates



### Properties

- For constructions over 90–180 mm
- For Gala, Viva, Riva, Riva Duo, Targa, Onda, Line, Riva Mini, Riva Duo Mini, Tecta

### Product contains

- Extended mounting screws and pestle

## Extension kit for flushing plates



### Properties

- For constructions over 80–150 mm
- For Caro, Circle, Dots, Ovate, Genera, Futura, Vivo, Dura

### Product contains

- Extended mounting screws and pestle

Article number: **363978**

EAN-Code: 3838912032126

## Set fixation pins 199



Article number: **GR-S189**

EAN -Code: 8681282606955

## Gasket kit for push set



### Product contains

- Cup seal for concealed push button hand switch 363822

Article number: **363806**

EAN-Code: 4016817026047

## Push set



### Product contains

- Housing for article numbers 392030, 364320, 364287, 392031

Article number: **363822**  
EAN-Code: 4016817026412

## Gasket kit for filling valve 243292



### Product contains

- 5 O-rings
- 5 cylindrical seals

Article number: **364321**  
EAN-Code: 3838912033512

## Seal 90/100



### Properties

- For waste water connection bend DN 90

Article number: **366290**  
EAN-Code: 3838912037428

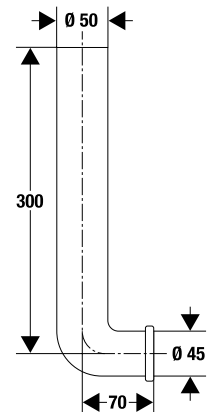
## Flush pipe elbow



### Product contains

- Rubber lip seal

### Technical drawing



Article number: **382059**  
EAN-Code: 3838912033710

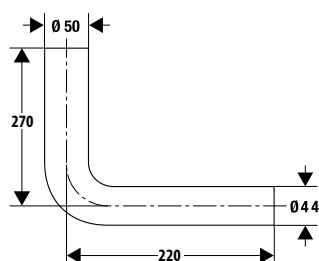
## Flush pipe elbow



### Product contains

- Rubber lip seal

### Technical drawing



Article number: **607359**  
EAN-Code: 3838912029720

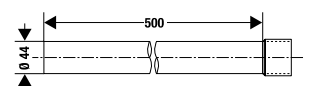
## Flush pipe elbow extension




### Properties

- With moulded pipe collar

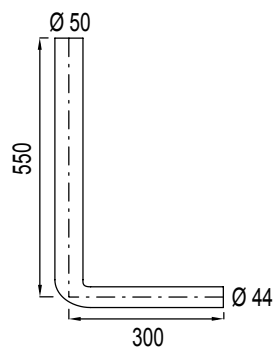
### Technical drawing



Article number: **1409111201**  
EAN-Code: 8711778003934

**Elbow 550 x 300 mm****Properties**

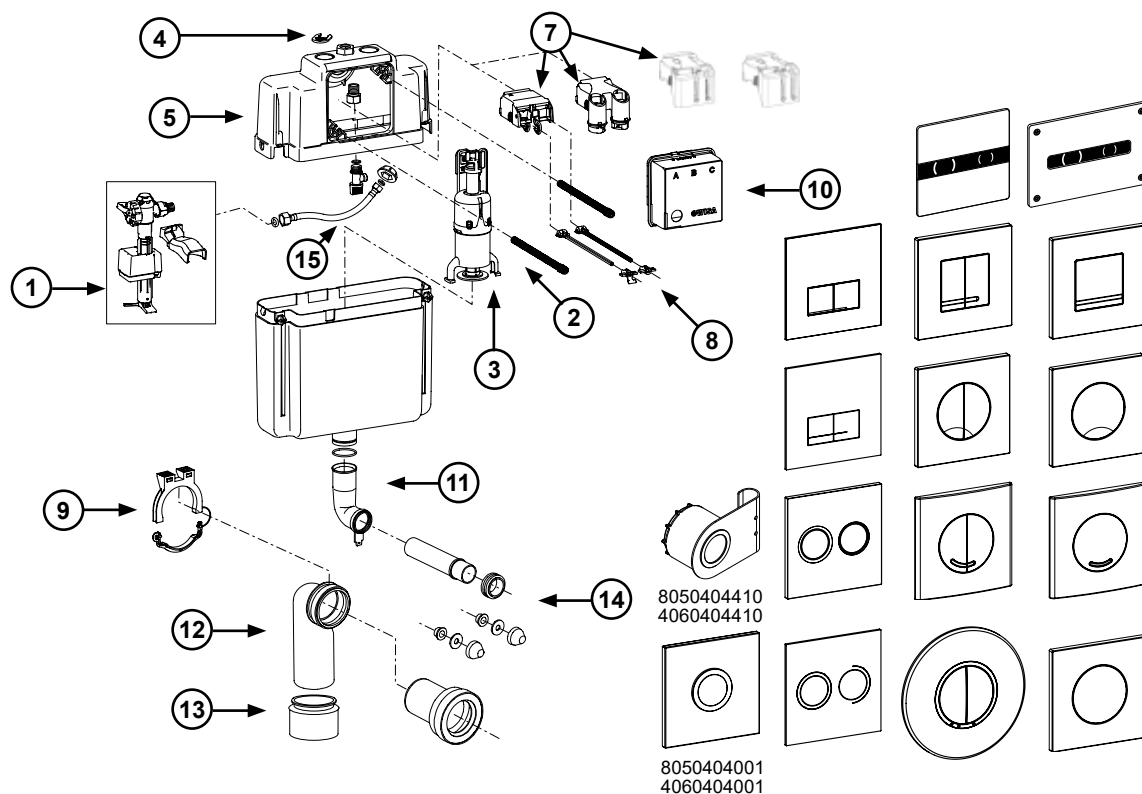
- Material: PVC
- 90°
- Ø 50 x 44 mm
- Color: white

**Technical drawing**

Article number: **1409111701**  
EAN-Code: 8711778003873



## 380 / XS

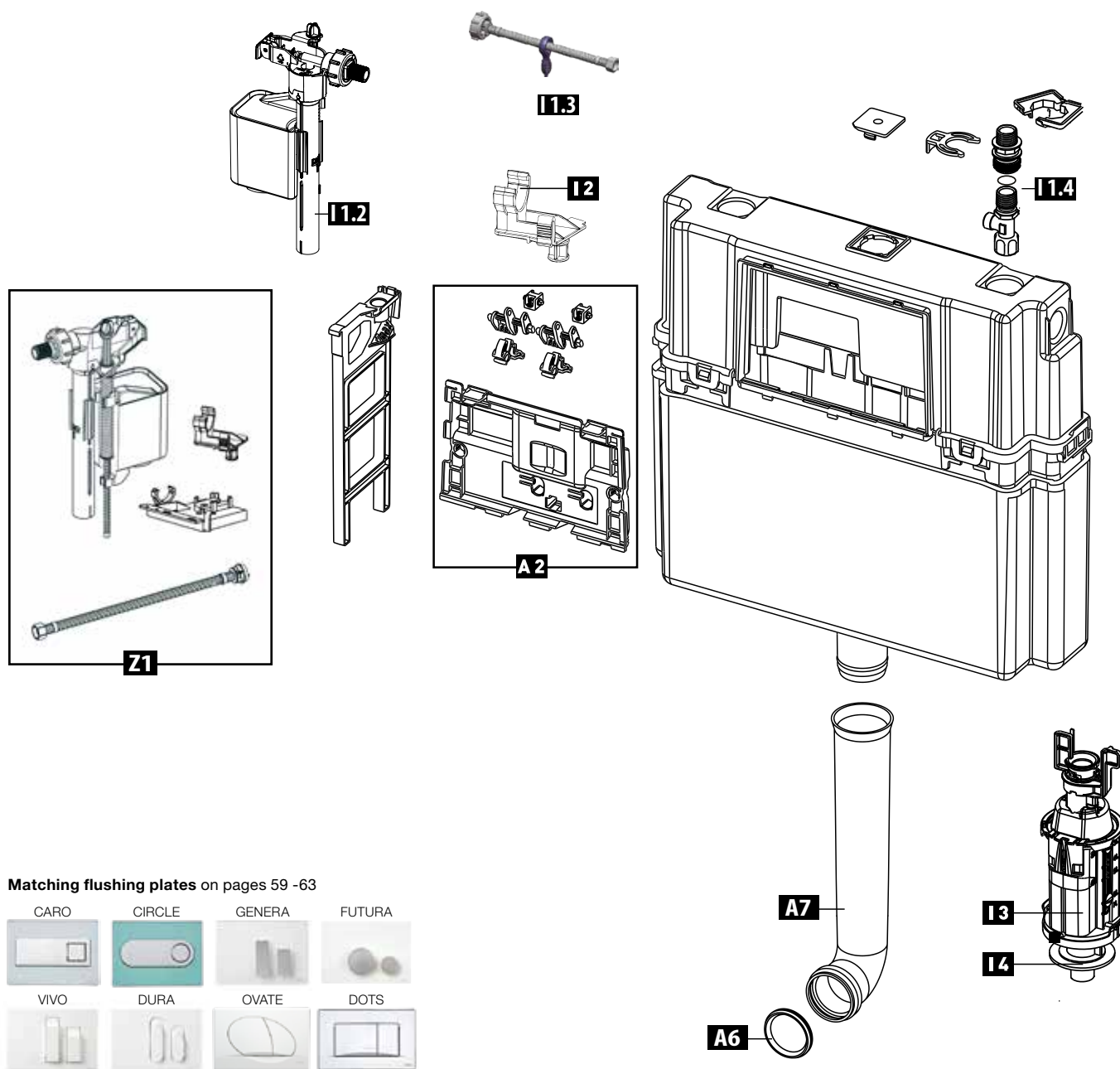


Pos.	WISA Art. nr.	Description
1	747U-063-P20	747 Fill valve (XS, XT), bridge
	8035432795	Fill valve HVK G 3/8 (manufactured until 08/2022)
2	8050801525FM	Flush valve including rubber seal
	8050801522	Flush valve DFF (in combination with art.nr. 8050404111, 8050404410, 4060404111, 4060404410)
	8050801527	Flush valve 4/2 L
3	1411988440	Flush valve rubber seal 28 x 65 x 3
4	8050887175	Grip nut
5	8050887113	Cistern lid
7	8050390034	Clamp with control hooks, mechanical
	8050390032	Clamp with control hooks, pneumatic
	8050390052	Clamp DFF with control hooks (in combination with art.nr. 8050404111, 8050404410, 4060404111, 4060404410)
	8050390051	Clamp SF with control hooks (in combination with art.nr. 8050404001, 4060404001)
	8050897009	Clamp with control hooks, electronic
8	8050390108	Set of fixation pins and control pins for FI panels
	8050390109	Set of fixation pins and control pins for DF panels
9	8050887097	Discharge elbow fixation bracket
10	8050887145	Masonry aid front
11	8050887355	Flush pipe with tongue
	8050390061	Set rubber seals for flush pipe and discharge elbow 90 mm
12	8050390090	Discharge elbow PE 90 x 90 mm
13	8050390091	Adaptor 90 x 110 mm
14	8050390080	WC connection kit L=230 mm
	8050390081	WC connection kit L=300 mm
15	8050802329	Water connection flexible hose
	8050802325	Water connection flexible hose Eurocone inside
	8050802326	Water connection flexible hose G 1/2 inside

For flushing plates, see page 54-59.

189

since 2010, for dual flushing or start-stop flushing



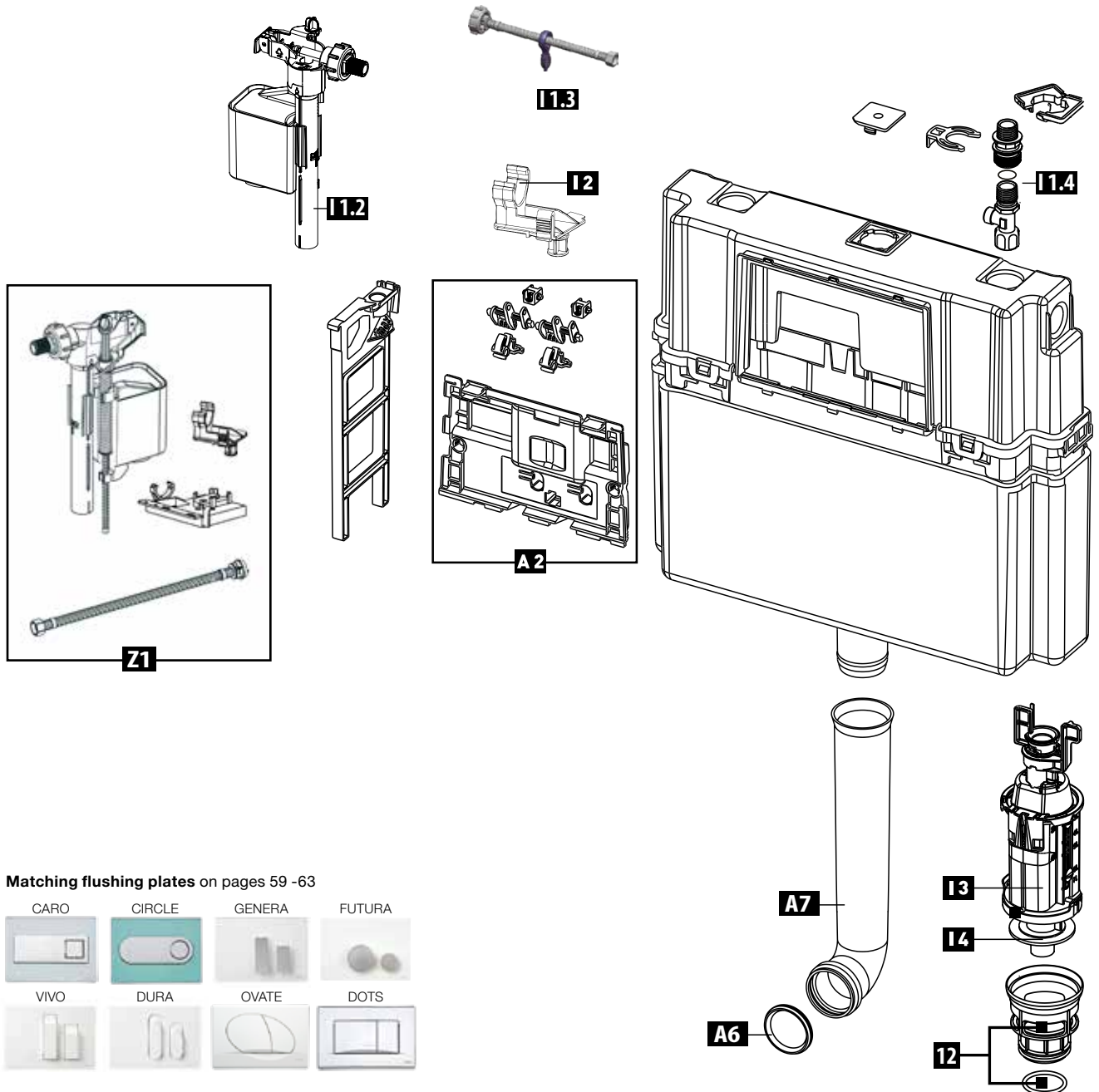
Matching flushing plates on pages 59 -63



Pos.	Art. nr.	EAN-Code	Description	Details
A 2	354264	3838912032409	Cover plate	With setting levers
A 6	352277	3838912032522	Rubber lip seal	For flush pipe elbow
A 7	382059	3838912033710	Flush pipe elbow without att., L=300 mm	
I 1.2	628458	3838912038012	Fill valve HDV G 3/8 from 02/2014	
I 1.3	628459	3838912038104	Connecting tube from 02/2014	Without angle valve
I 1.4	674879	3838912063267	Stop valve G 1/2 - G 3/8	
I 2	358719	3838912032423	Flush valve holder	
I 3	358717	3838912032508	Flush valve	Complete with seal
I 4	243275	3838912033918	Flush valve gasket	
Z 1	675100	3838912064486	Set fill valve 182, 188, 180, 189	

## 189A

since 2021, for dual flushing or start-stop flushing

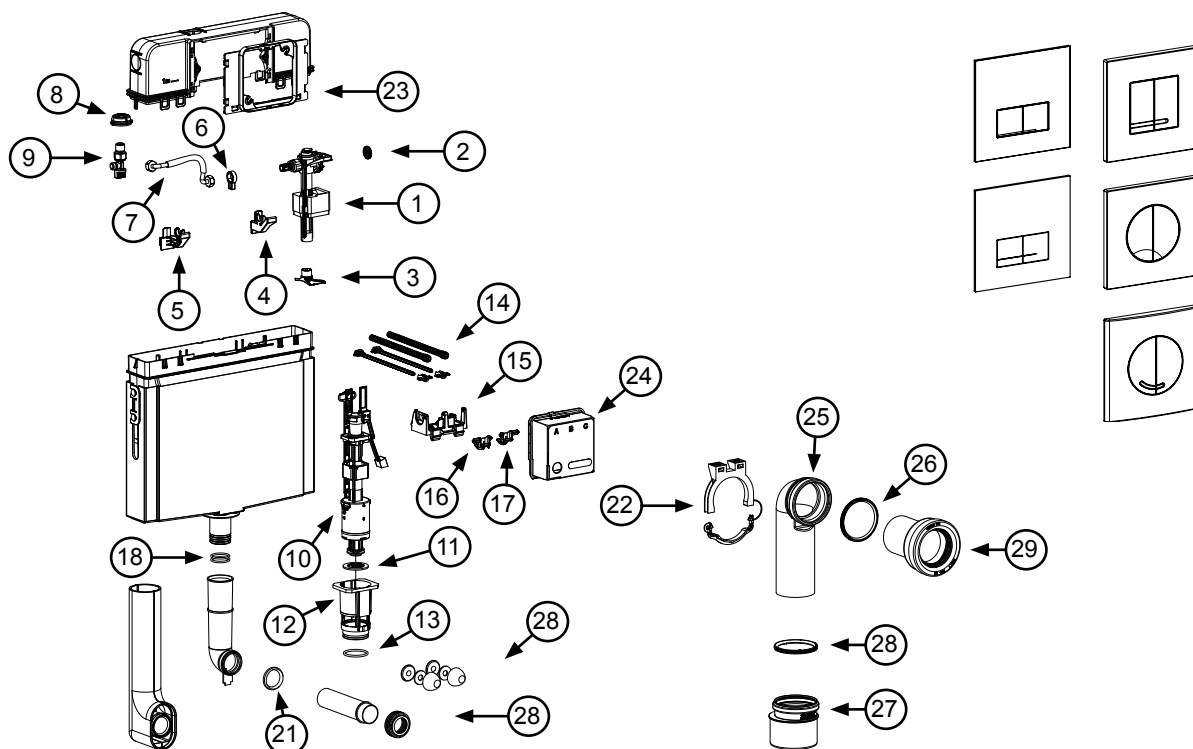


Matching flushing plates on pages 59 -63



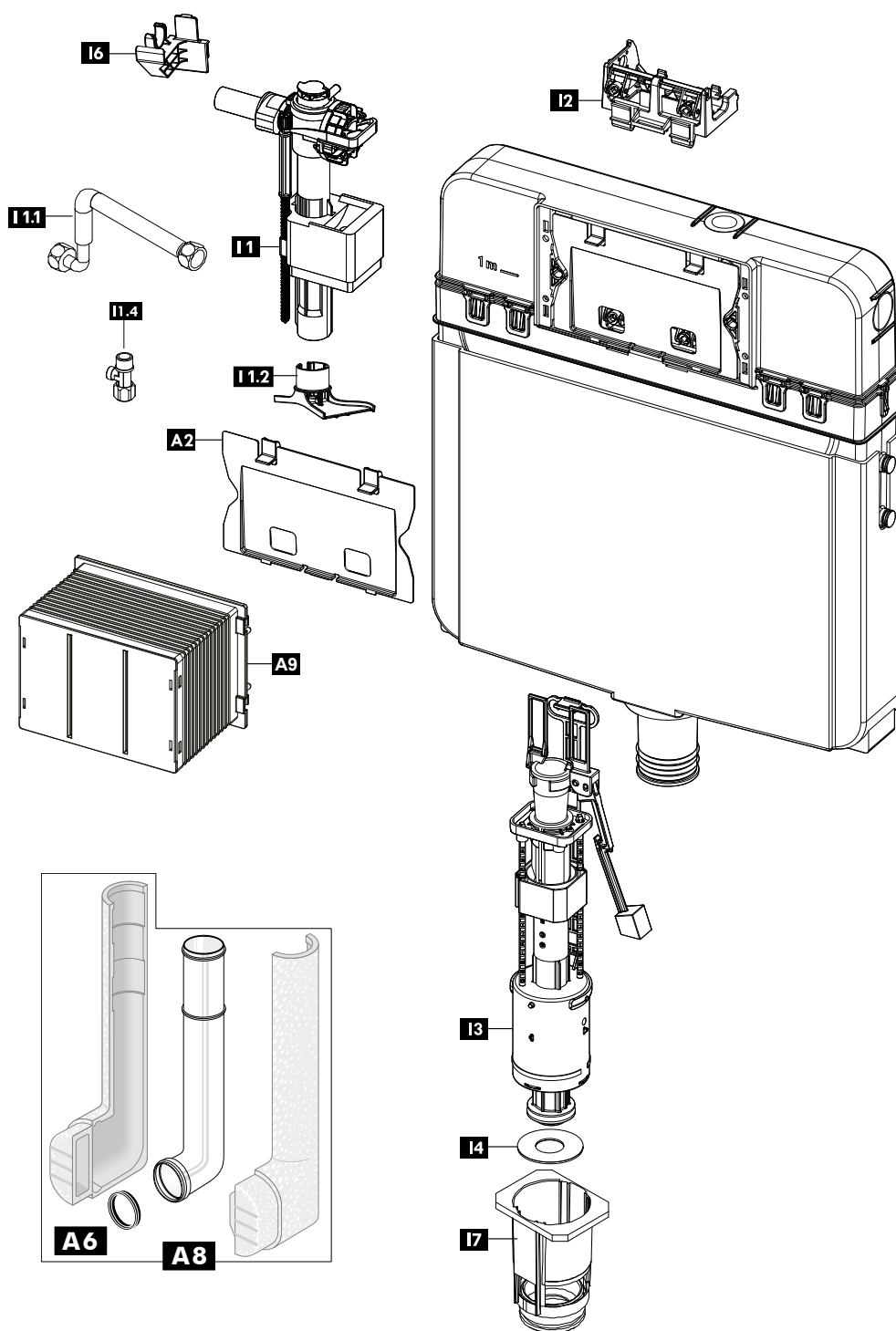
Pos.	Art. nr.	EAN-Code	Description	Details
A 2	354264	3838912032409	Cover plate	With setting levers
A 6	352277	3838912032522	Rubber lip seal	For flush pipe elbow
A 7	382059	3838912033710	Flush pipe elbow without att., L=300 mm	
I 1.2	628458	3838912038012	Fill valve HDV G 3/8 from 02/2014	
I 1.3	628459	3838912038104	Connecting tube from 02/2014	Without angle valve
I 1.4	674879	3838912063267	Stop valve G 1/2 - G 3/8	
I 2	358719	3838912032423	Flush valve holder	
I 3	358717	3838912032508	Flush valve	Complete with seal
I 4	243275	3838912033918	Flush valve gasket	
Z 1	675100	3838912064486	Set fill valve 182, 188, 180, 189	
12	674914	3838912063434	Flush valve holder, WC 189A, 189 DWC	

399



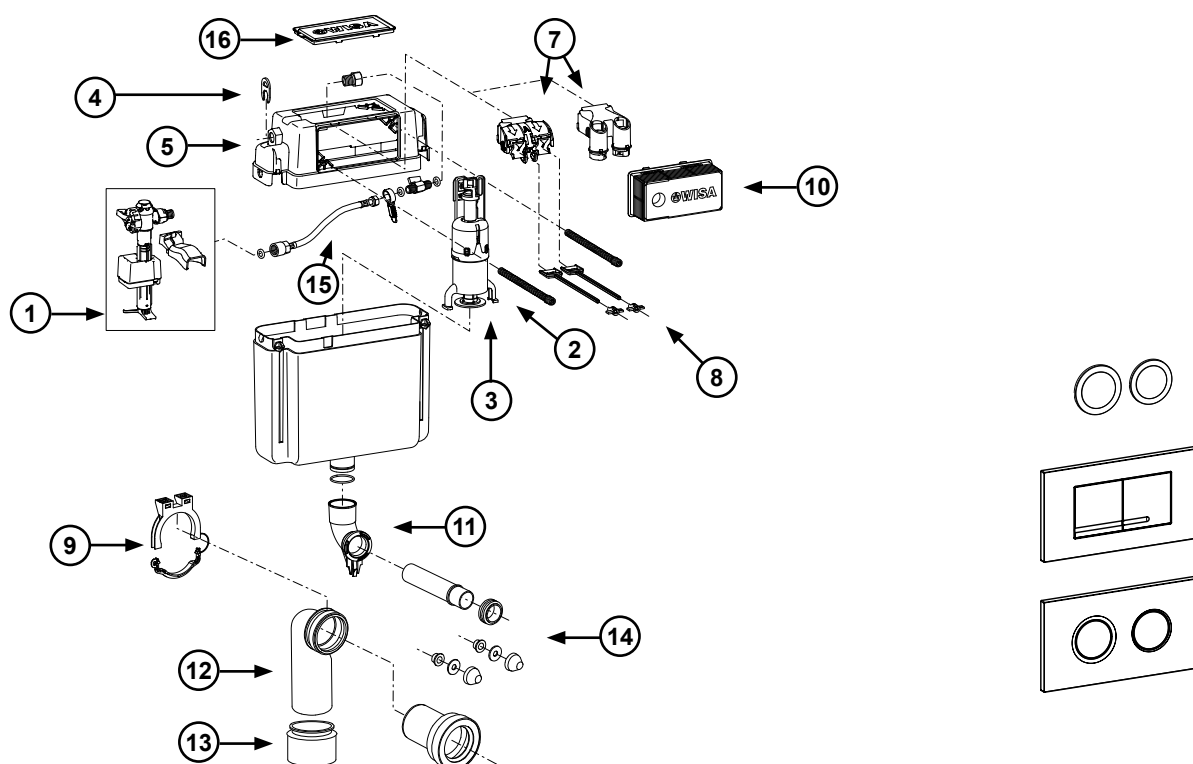
Pos.	WISA Art. nr.	Description
1	747EBSCW	Fill valve 747 G 3/8
2	2-231	Rubber membrane
3	GR0714	Difusor
4	GR0691-5002	Valve support hook right
5	GR0700-5002	Valve support hook left
6	GR0663-9010	Wrenge
7	GR0232	Water connection flexible hose
8	1409988419	Rosette water connection
9	8050802365	Ball valve
10	B01-5002	Flush valve
11	BG0017S	Flush valve rubber seal 59 x 23,4 x 4,2 mm
12	BG0005	Seat flush valve
13	BG0033	Seat flush valve O-Ring
14	8050390109	Set of fixation pins and control pins for flushing plates
15	GR0891	Brigde
16	GR0889	Lever full flush
17	GR0890	Lever half flush
18	GR0053	Tank O-Ring
21	603988425	Rubber seal flush pipe
22	8050887097	Discharge elbow fixation bracket
23	GR0888	Fixation plate masonry aid
24	8050887145	Masonry aid
25	GR0029	Discharge elbow PE 90 x 90 cm
26	GR0006	Elbow gasket
27	8050390091	Adaptador PE 90/110
28	8050390061	Adaptor gasket
29	8050390080	WC connexion kit standard L=230mm
	8050390081	WC connexion kit standard L=300mm

199



Pos.	Art. nr.	EAN code	Description
A 2	GR0688S	8681282687114	Cover plate
A 6	352277	3838912032522	Flush pipe seal
A 8	GR-S113-0250	8681282655052	Flush pipe elbow
I 1	747E-036-P20	3838912063496	Fill valve 747 G 3/8
I 1.1	GR0232S	8681282687220	Connecting tube
I 1.2	GR0714	8681282600168	Diffuser
I 1.4	366293	3838912063243	Stop valve
I 2	GR-S20S	8681282687336	Bridge
I 3	GR-S350-0250	8681282600182	Flush valve
I 4	GR-S391-0250	8681282658008	Flush valve gasket
I 6	GR-S182	8681282606887	Holder
I 7	GR-S190	8681282606979	Flush valve holder 199

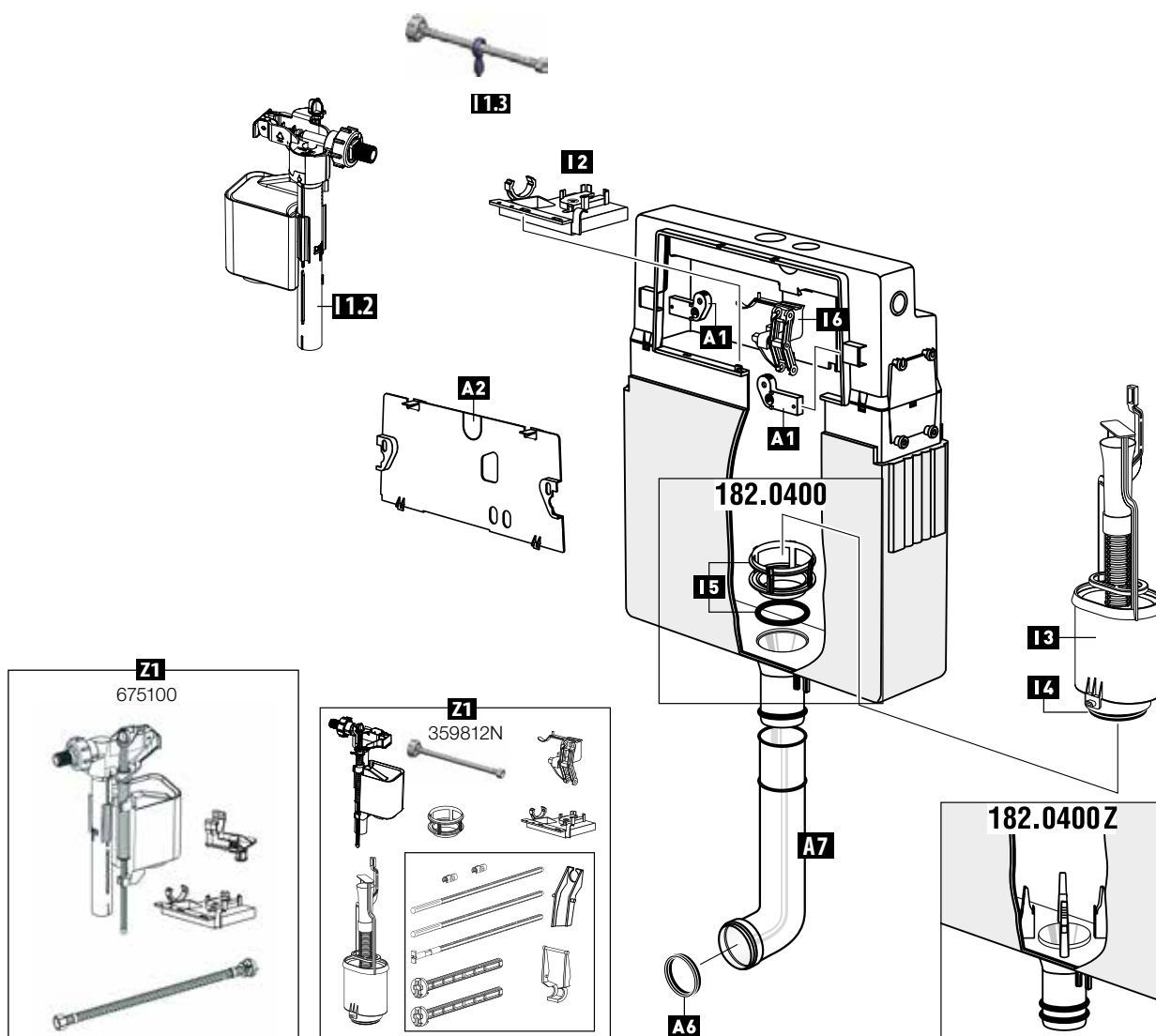
## 387 / XT



Pos.	WISA Art. nr.	Description
1	747U-063-P20	747 Fill valve (XS, XT), bridge
	8035432795	Fill valve HVK G 3/8 (manufactured until 08/2022)
2	8050801525FM	Flush valve including rubber seal
	8050801522	Flush valve DFF (in combination with art.nr. 8050404111, 8050404410, 4060404111, 4060404410)
3	1411988440	Flush valve rubber seal 28 x 65 x 3
	8050390037	Bag of flush valve rubber seal 28 x 65 x 3 (5 pc.)
4	8050887175	Grip nut
5	8050887119	Cistern lid
6	8050887079	Bridging piece for float valve
7	8050390031	Clamp with control hooks, mechanical
	8050390032	Clamp with control hooks, pneumatic
	8050390052	Clamp DFF with control hooks (in combination with art.nr. 8050404111, 8050404410, 4060404111, 4060404410)
	8050390051	Clamp SF with control hooks (in combination with art.nr. 8050404001, 4060404001)
8	8050390111FM	Set of fixation pins and control pins for DF panels
9	8050887097	Discharge elbow fixation bracket
10	8050887169	Masonry aid top / front
11	8050887349	Flush pipe
	8050390061	Set rubber seals for flush pipe and discharge elbow 90 mm
12	8050390090	Discharge elbow PE 90 x 90 mm
13	8050390091	Adaptor 90 x 110 mm
14	8050390080	WC connection kit L=230 mm
	8050390081	WC connection kit L=300 mm
15	8050802332	Water connection flexible hose
16	8050887104	Cover

## 182.0400

since 1999, P-IX 8155/I for dual flushing or start-stop flushing



## Matching flushing plates

GALA

VIVA

RIVA

RIVA DUO

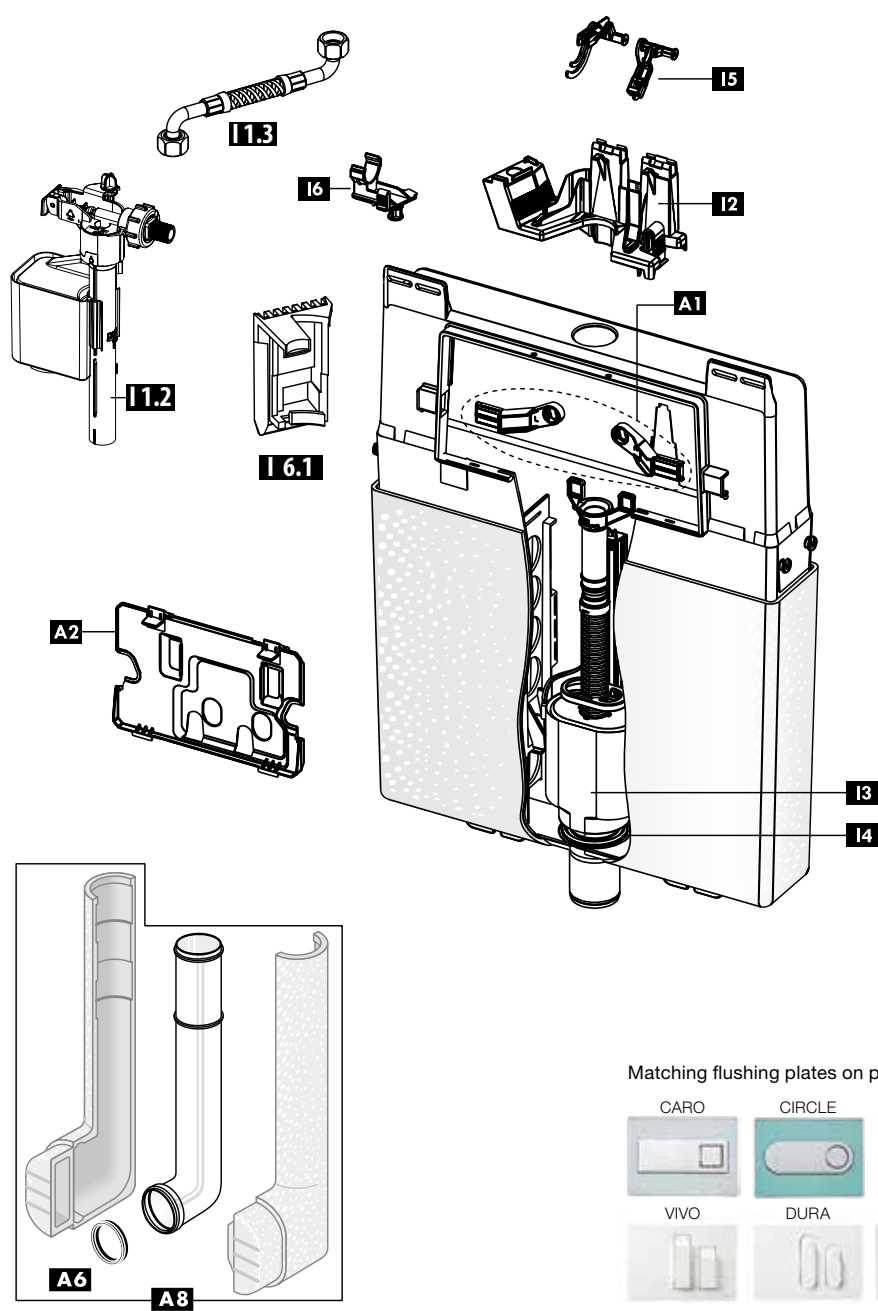


Pos.	Art. nr.	EAN-Code	Description	Details
A 1	363802	4016817025378	Retaining tabs	1 pair
A 2	235139	3838912035226	Cover plate	
A 6	352277	3838912032522	Rubber lip seal	For flush pipe elbow
A 7	359793	3838912038715	Flush pipe elbow with att., L=300 mm	
A 7	382059	3838912033710	Flush pipe elbow without att., L=300 mm	
I 1.2	628458	3838912038012	Fill valve HDV G 3/8 from 02/2014	
I 1.3	628459	3838912038104	Connecting tube from 02/2014	Without angle valve
I 2	239889	3838912036001	Bridge	
I 3	228578	3838912034809	Flush valve	Complete with seal
I 4	351517	3838912033901	Valve seal	
I 5	352281	3838912036520	Valve seat	With O-ring
I 6	231613	3838912035103	Bearing bracket	With setting lever
Z 1	359812N	3838912064431	Set fill flush valve 182, 188	Until 02/2014
Z 1	675100	3838912064486	Set fill valve 182, 188, 180, 189	



198

since 2013, for dual flushing or start-stop flushing

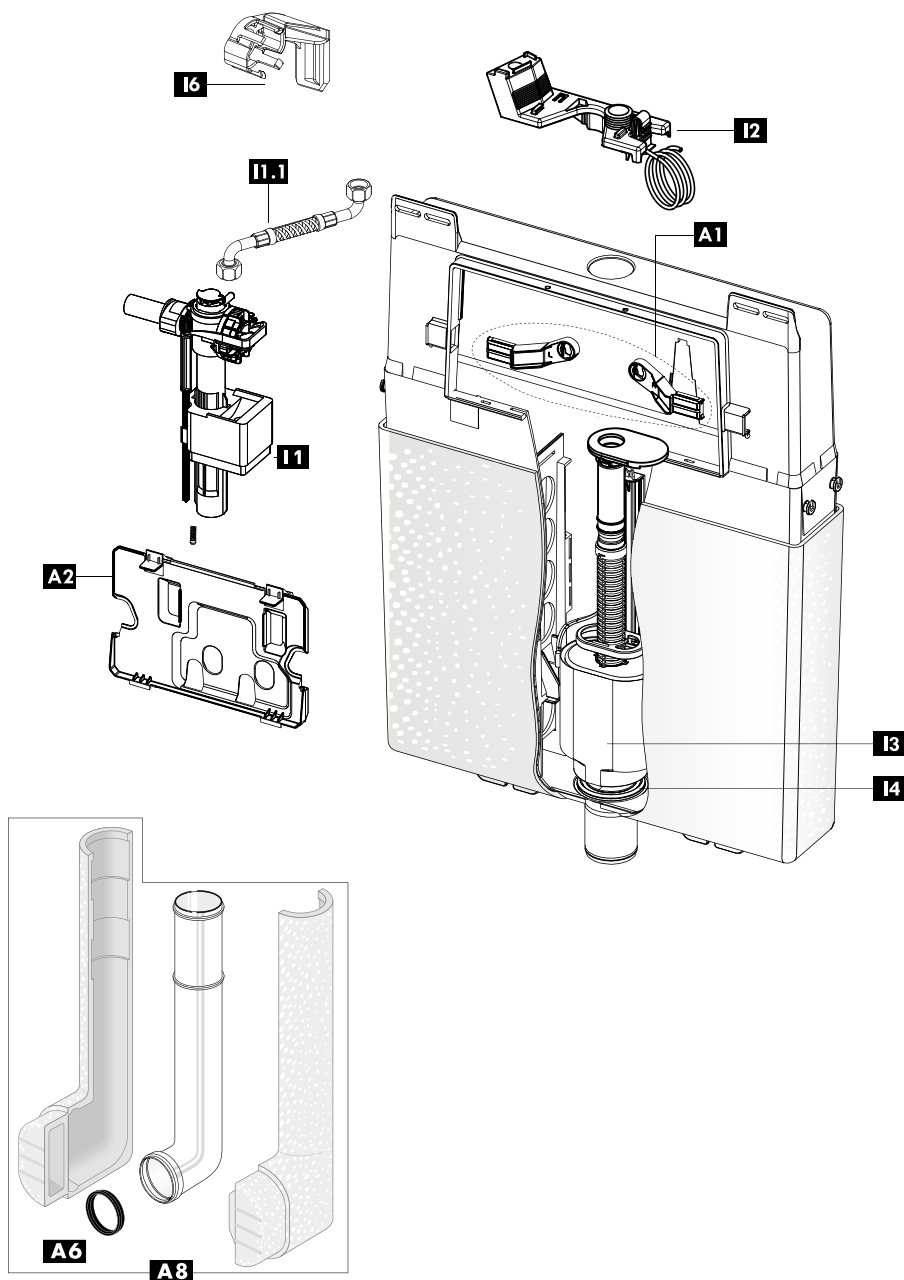


Pos.	Art. nr.	EAN-Code	Description	Details
A 1	608825*	3838912030719	Retaining tabs	1 pair
A 2	608826*	3838912030726	Cover plate	
A 6	352277	3838912032522	Rubber lip seal	For flush pipe elbow
A 8	GR-S113-0250	8681282655052	Flush pipe elbow	
I 1.2	628458	3838912038012	Fill valve HDV G 3/8 from 02/2014	
I 1.3	628460*	3838912038111	Connecting tube from 02/2014	Without angle valve
I 2	608828*	3838912030801	Bridge	
I 3	608829*	3838912030818	Flush valve	Complete with seal
I 4	351517	3838912033901	Valve seal	
I 5	608830*	3838912030825	Activation unit	
I 6	358719	3838912032423	Holder until 02/2014	
I 6.1	632569*	3838912020727	Holder from 02/2014	

\* Check product availability



## 198 PNEU



Pos.	Art. nr.	Description
A 1	608825	Supporting bracket for flushing plate
A 2	608826	Cover plate
A 6	352277	Flush pipe seal
A 8	GR-S113-0250	Flush pipe elbow
I 1	747E-036-P20	Fill valve 747
I 1.1	670024	Connecting tube
I 2	672265	Bridge
I 3	672266	Flush valve
I 4	351517	Flush valve gasket
I 6	670023	Holder

The diagram illustrates the assembly of a bidet toilet seat. The main unit is shown with its lid open, revealing internal components. Various parts are labeled with numbers and letters:

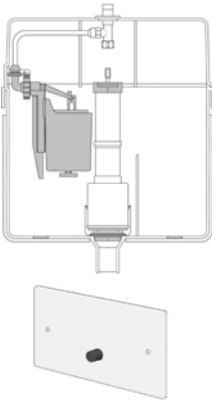
- 1.1.2**: Main unit assembly.
- 1.1.3**: Long metal rod with a purple cap.
- 1.2.1**: Internal bracket or support.
- 1.3**: Flushing plate (ONDA, TARGA, LINE).
- 1.4**: Flushing button.
- 1.5**: Flushing plate cover.
- 1.6**: Flushing plate cover bracket.
- 1.7**: Flushing plate cover.
- 1.8**: Flushing plate cover bracket.
- 1.9**: Flushing plate cover bracket.
- 1.10**: Flushing plate cover bracket.
- 1.11**: Flushing plate cover bracket.
- 1.12**: Flushing plate cover bracket.
- 1.13**: Flushing plate cover bracket.
- 1.14**: Flushing plate cover bracket.
- 1.15**: Flushing plate cover bracket.
- 1.16**: Flushing plate cover bracket.
- 1.17**: Flushing plate cover bracket.
- 1.18**: Flushing plate cover bracket.
- 1.19**: Flushing plate cover bracket.
- 1.20**: Flushing plate cover bracket.
- 1.21**: Flushing plate cover bracket.
- 1.22**: Flushing plate cover bracket.
- 1.23**: Flushing plate cover bracket.
- 1.24**: Flushing plate cover bracket.
- 1.25**: Flushing plate cover bracket.
- 1.26**: Flushing plate cover bracket.
- 1.27**: Flushing plate cover bracket.
- 1.28**: Flushing plate cover bracket.
- 1.29**: Flushing plate cover bracket.
- 1.30**: Flushing plate cover bracket.
- 1.31**: Flushing plate cover bracket.
- 1.32**: Flushing plate cover bracket.
- 1.33**: Flushing plate cover bracket.
- 1.34**: Flushing plate cover bracket.
- 1.35**: Flushing plate cover bracket.
- 1.36**: Flushing plate cover bracket.
- 1.37**: Flushing plate cover bracket.
- 1.38**: Flushing plate cover bracket.
- 1.39**: Flushing plate cover bracket.
- 1.40**: Flushing plate cover bracket.
- 1.41**: Flushing plate cover bracket.
- 1.42**: Flushing plate cover bracket.
- 1.43**: Flushing plate cover bracket.
- 1.44**: Flushing plate cover bracket.
- 1.45**: Flushing plate cover bracket.
- 1.46**: Flushing plate cover bracket.
- 1.47**: Flushing plate cover bracket.
- 1.48**: Flushing plate cover bracket.
- 1.49**: Flushing plate cover bracket.
- 1.50**: Flushing plate cover bracket.
- 1.51**: Flushing plate cover bracket.
- 1.52**: Flushing plate cover bracket.
- 1.53**: Flushing plate cover bracket.
- 1.54**: Flushing plate cover bracket.
- 1.55**: Flushing plate cover bracket.
- 1.56**: Flushing plate cover bracket.
- 1.57**: Flushing plate cover bracket.
- 1.58**: Flushing plate cover bracket.
- 1.59**: Flushing plate cover bracket.
- 1.60**: Flushing plate cover bracket.
- 1.61**: Flushing plate cover bracket.
- 1.62**: Flushing plate cover bracket.
- 1.63**: Flushing plate cover bracket.
- 1.64**: Flushing plate cover bracket.
- 1.65**: Flushing plate cover bracket.
- 1.66**: Flushing plate cover bracket.
- 1.67**: Flushing plate cover bracket.
- 1.68**: Flushing plate cover bracket.
- 1.69**: Flushing plate cover bracket.
- 1.70**: Flushing plate cover bracket.
- 1.71**: Flushing plate cover bracket.
- 1.72**: Flushing plate cover bracket.
- 1.73**: Flushing plate cover bracket.
- 1.74**: Flushing plate cover bracket.
- 1.75**: Flushing plate cover bracket.
- 1.76**: Flushing plate cover bracket.
- 1.77**: Flushing plate cover bracket.
- 1.78**: Flushing plate cover bracket.
- 1.79**: Flushing plate cover bracket.
- 1.80**: Flushing plate cover bracket.
- 1.81**: Flushing plate cover bracket.
- 1.82**: Flushing plate cover bracket.
- 1.83**: Flushing plate cover bracket.
- 1.84**: Flushing plate cover bracket.
- 1.85**: Flushing plate cover bracket.
- 1.86**: Flushing plate cover bracket.
- 1.87**: Flushing plate cover bracket.
- 1.88**: Flushing plate cover bracket.
- 1.89**: Flushing plate cover bracket.
- 1.90**: Flushing plate cover bracket.
- 1.91**: Flushing plate cover bracket.
- 1.92**: Flushing plate cover bracket.
- 1.93**: Flushing plate cover bracket.
- 1.94**: Flushing plate cover bracket.
- 1.95**: Flushing plate cover bracket.
- 1.96**: Flushing plate cover bracket.
- 1.97**: Flushing plate cover bracket.
- 1.98**: Flushing plate cover bracket.
- 1.99**: Flushing plate cover bracket.
- 1.100**: Flushing plate cover bracket.

\* Check product availability

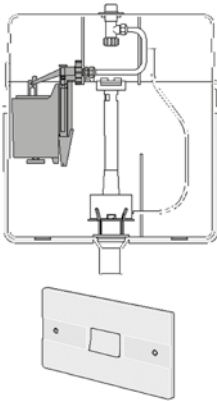
81.000/84.100/80.000

(since 1983, conversion to start-stop flushing)  
(can't be converted in dual flushing)

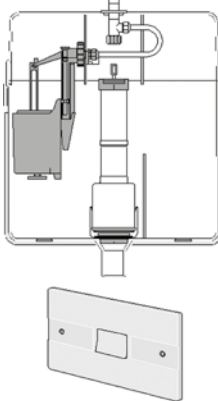
**Mod. 81.000**  
1973 – 1976, P-IX 2171/I  
Front mechanical  
flushing



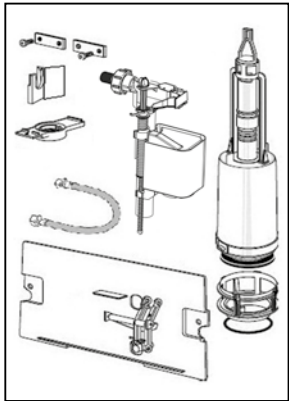
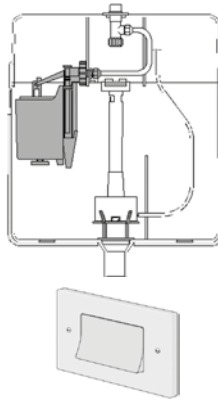
**Mod. 81.000**  
1976 – 1977, P-IX 2355/I  
Front mechanical  
flushing



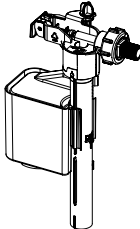
**Mod. 81./80.000**  
1978 – 1983, P-IX 2171/I  
Front mechanical  
flushing



**Mod. 84.100**  
1976 – 1980, P-IX 2355/I  
Remote control for hand or foot  
activation of flushing



**Conversion kit to start-stop flushing**  
Article number: **385768N**  
EAN-Code: 3838912064462  
  
New flushing plate needs to be ordered.  
The old flushing plate can no longer be used.



**Fill valve HDV**  
Article number: **628458**  
EAN-Code: 3838912038012

**Flushing plate**  
GALA

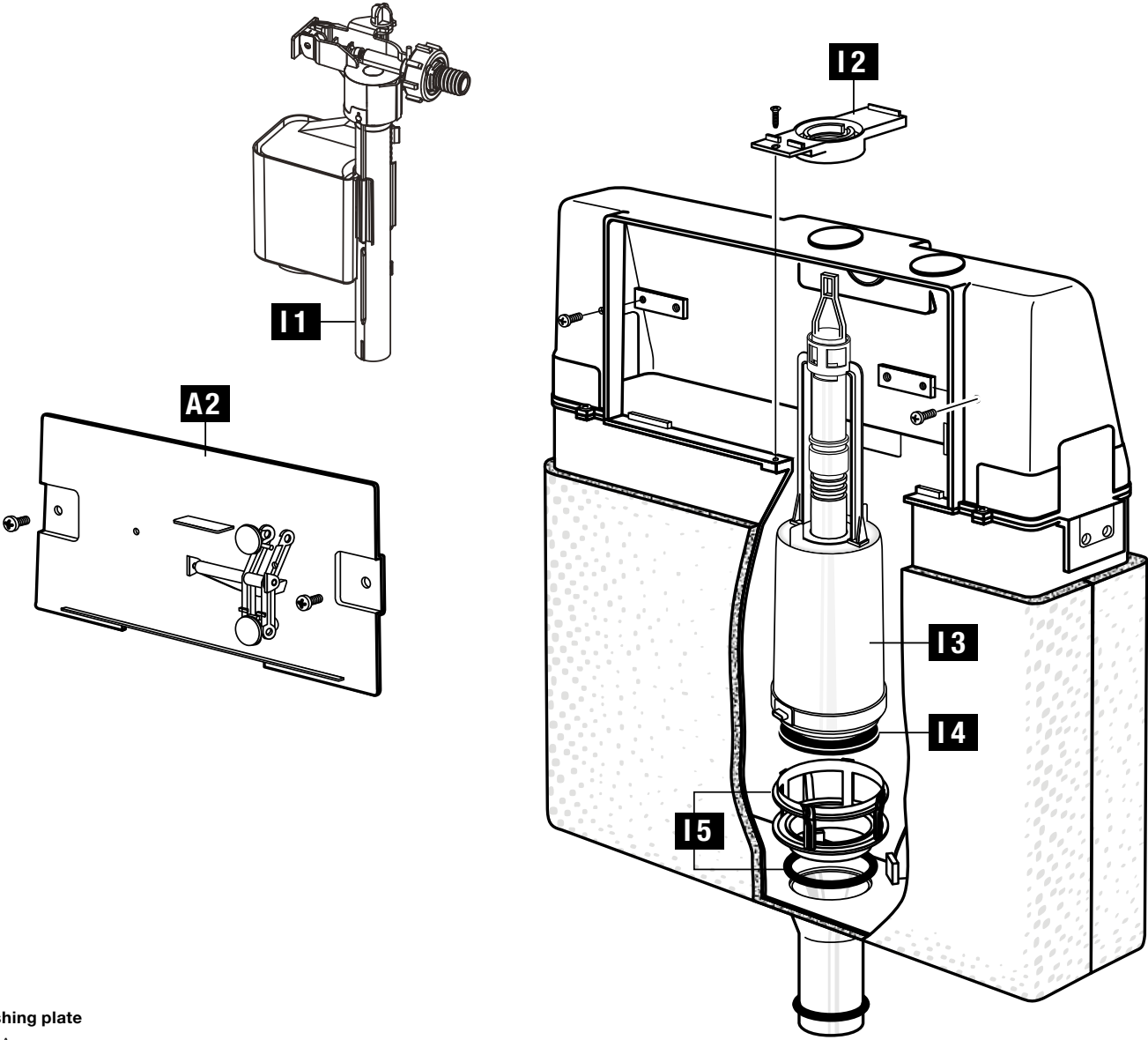


White  
Article number: **223792**  
EAN-Code: 3838912036605

Matt chrome  
Article number: **227702**  
EAN-Code: 3838912034625

80.000

(since 1983 to 1996, P-IX-2171/1 for start-stop flushing)  
(can't be converted in dual flushing)



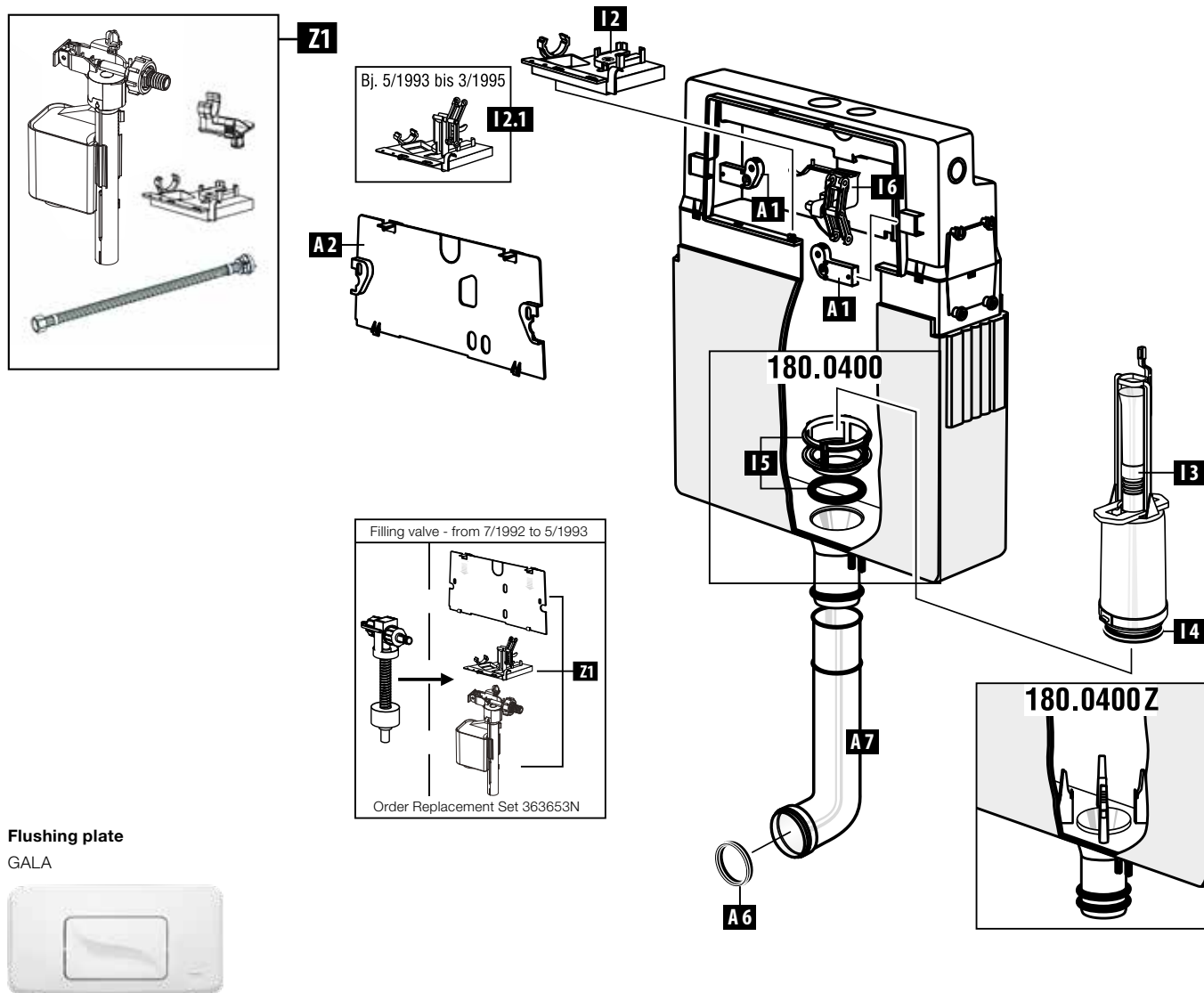
Flushing plate  
GALA



Pos.	Art. nr.	EAN-Code	Description
A2	360818	3838912036810	Transparent cover plate for 80.000
I1	628458	3838912038012	Fill valve
I2	360710	3838912036711	Bridge for 80.000
I3	231695	3838912035110	Flush valve for 80.000, kpl. with seal
I4	351517	3838912033901	Valve seal
I5	352281	3838912036520	Valve seat with O-ring

## 180.XXX

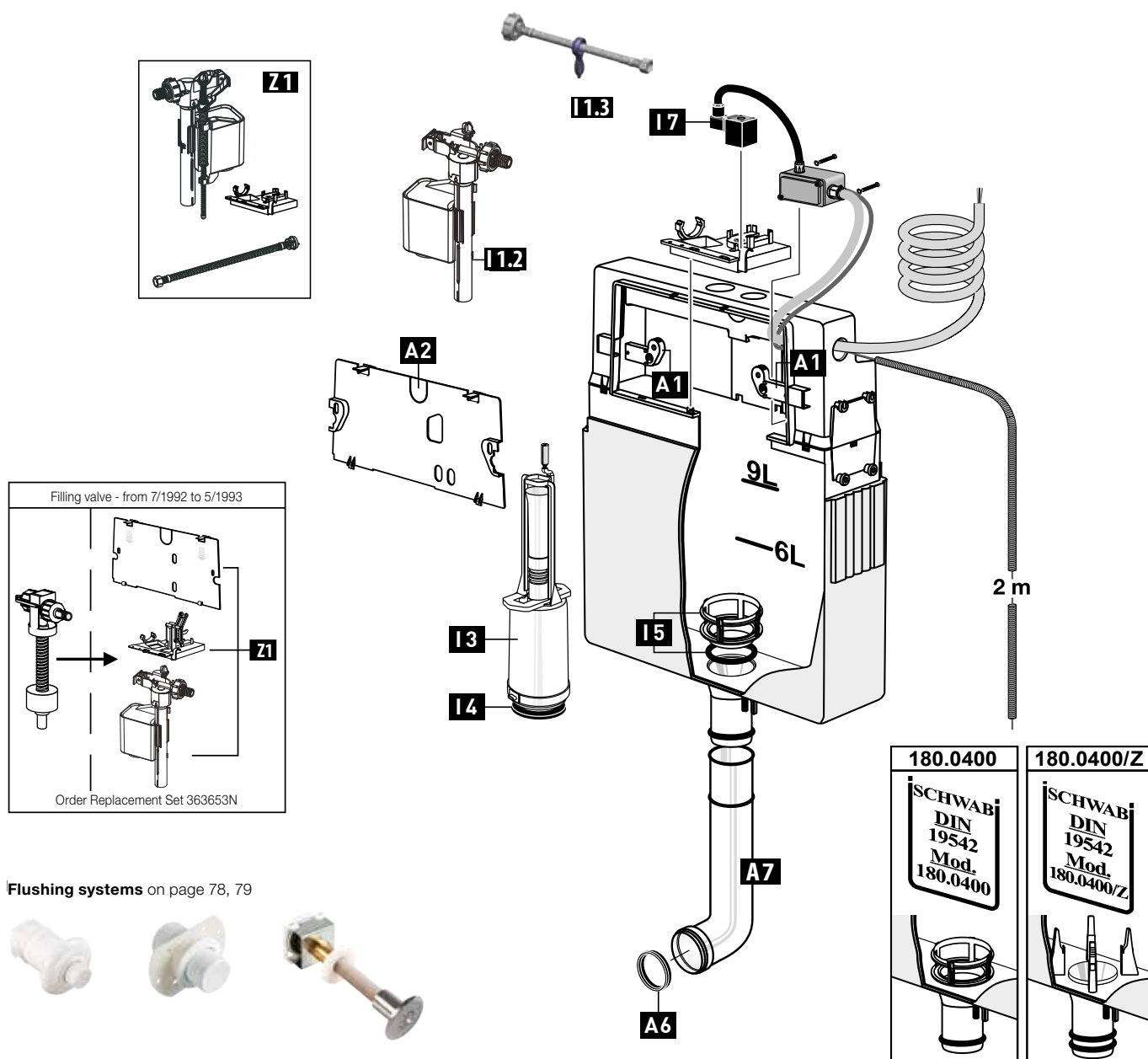
since 1992 to 1997, P-IX 3462/I (Mod. 180.000), since 1997 to 1998, P-IX 8155/I (Mod. 180.000),  
 since 1999, P-IX 8155/I (Mod. 180.0400)  
 for start-stop flushing  
 (for conversion in dual flushing see page 145)



Pos.	Art. nr.	EAN-Code	Description	Details
A 1	363802	4016817025378	Retaining tabs	1 pair
A 2	363817	4016817026313	Cover plate	
A 6	352277	3838912032522	Rubber lip seal	For flush pipe elbow
A 7	359793	3838912038715	Flush pipe elbow with att., L=300 mm	
A 7	382059	3838912033710	Flush pipe elbow without att., L=300 mm	
I 2	239889	3838912036001	Bridge	From 3/1995
I 2.1	359814	3838912036629	Bridge	With setting lever 5/1993-3/1995
I 3	228560	3838912034724	Flush valve	Complete with seal
I 4	351517	3838912033901	Valve seal	
I 5	352281	3838912036520	Valve seat	With O-ring
I 6	231613	3838912035103	Bearing bracket	With setting lever
Z 1	363653N	3838912064455	Set fill valve 180 until 02/2014	
Z 1	675100	3838912064486	Set fill valve 182, 188, 180, 189	

## 183.XXX

since 1992 to 1997, P-IX 3462/I (Mod. 183.000), 1997 to 1998, P-IX 8155/I (Mod. 183.000) since 1999,  
P-IX 8155/I (Mod. 183.0400), for electro-pneumatic remote control



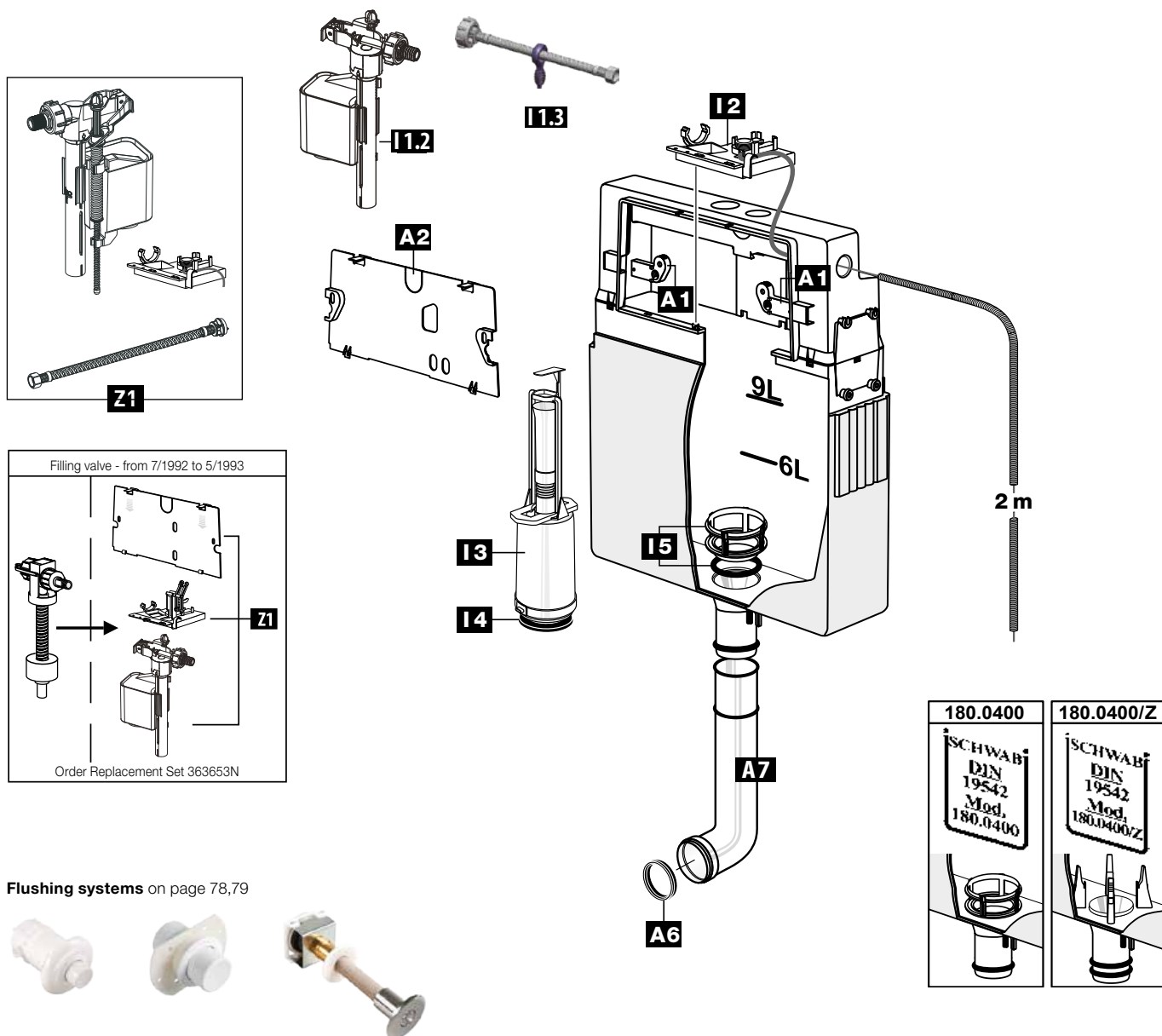
Flushing systems on page 78, 79



Pos.	Art. nr.	EAN-Code	Description	Details
A 1	363802	4016817025378	Retaining tabs	1 pair
A 2	363817	4016817026313	Cover plate	
A 6	352277	3838912032522	Rubber lip seal	For flush pipe elbow
A 7	359793	3838912038715	Flush pipe elbow with att., L=300 mm	
A 7	382059	3838912033710	Flush pipe elbow without att., L=300 mm	
I 1.2	628458	3838912038012	Fill valve HDV G 3/8 from 02/2014	
I 1.3	628459	3838912038104	Connecting tube from 02/2014	Without angle valve
I 3	364323	3838912037206	Flush valve	Complete with seal
I 4	351517	3838912033901	Valve seal	
I 5	352281	3838912036520	Valve seat	With O-ring
I 7	366276	3838912037411	Electromagnetic lever	
Z 1	675102	3838912064509	Set fill valve 183, 186	
Z 1	363653N	3838912064455	Set fill valve 180 until 02/2014	

## 184.XXX

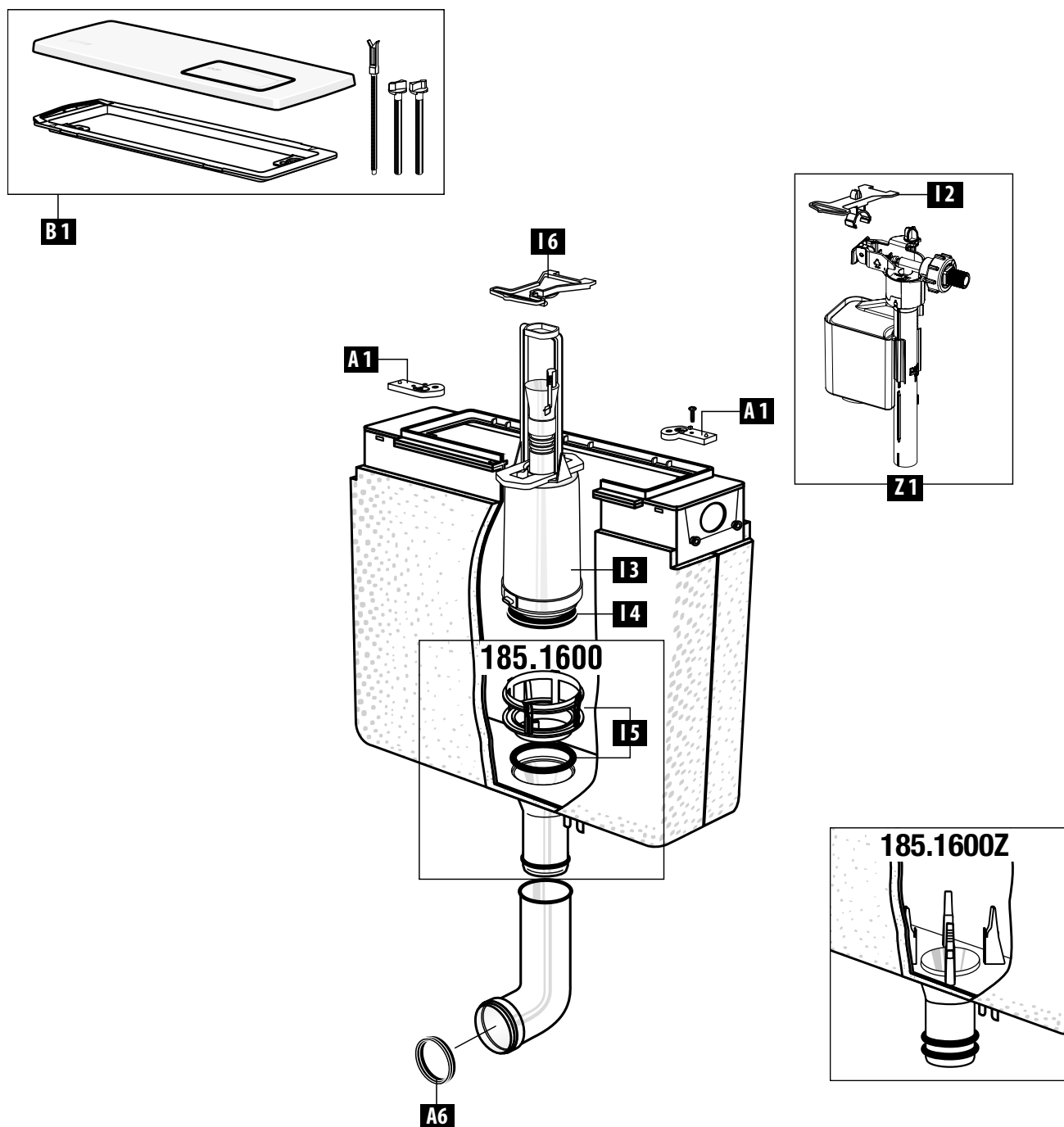
since 1992 to 1997, P-IX 3462/I (Mod. 184.000), 1997 to 1998, P-IX 8155/I (Mod. 184.000) since 1999, P-IX 8155/I (Mod. 184.0400), for pneumatical remote control



Pos.	Ord. no.	EAN-Code	Description	Details
A 1	363802	4016817025378	Retaining tabs	1 pair
A 2	363817	4016817026313	Cover plate	
A 6	352277	3838912032522	Rubber lip seal	For flush pipe elbow
A 7	359793	3838912038715	Flush pipe elbow with att., L=300 mm	
A 7	382059	3838912033710	Flush pipe elbow without att., L=300 mm	
I 1.2	628458	3838912038012	Fill valve HDV G 3/8 from 02/2014	
I 1.3	628459	3838912038104	Connecting tube from 02/2014	Without angle valve
I 2	362231	3838912037008	Bridge	With bellows and air hose
I 3	362239	3838912037015	Flush valve	Complete with seal
I 4	351517	3838912033901	Valve seal	
I 5	352281	3838912036520	Valve seat	With O-ring
Z 1	675103	3838912064516	Set fill valve 184	
Z 1	363653N	3838912064455	Set fill valve 180 until 02/2014	

**185.XXX**

since 1993 to 1997, P-IX 3671/I (Mod. 185.000), 1997 to 1998, P-IX 8155/I (Mod. 185.000) since 1999,  
P-IX 8155/I (Mod. 185.1600), for top activation / for start-stop flushing

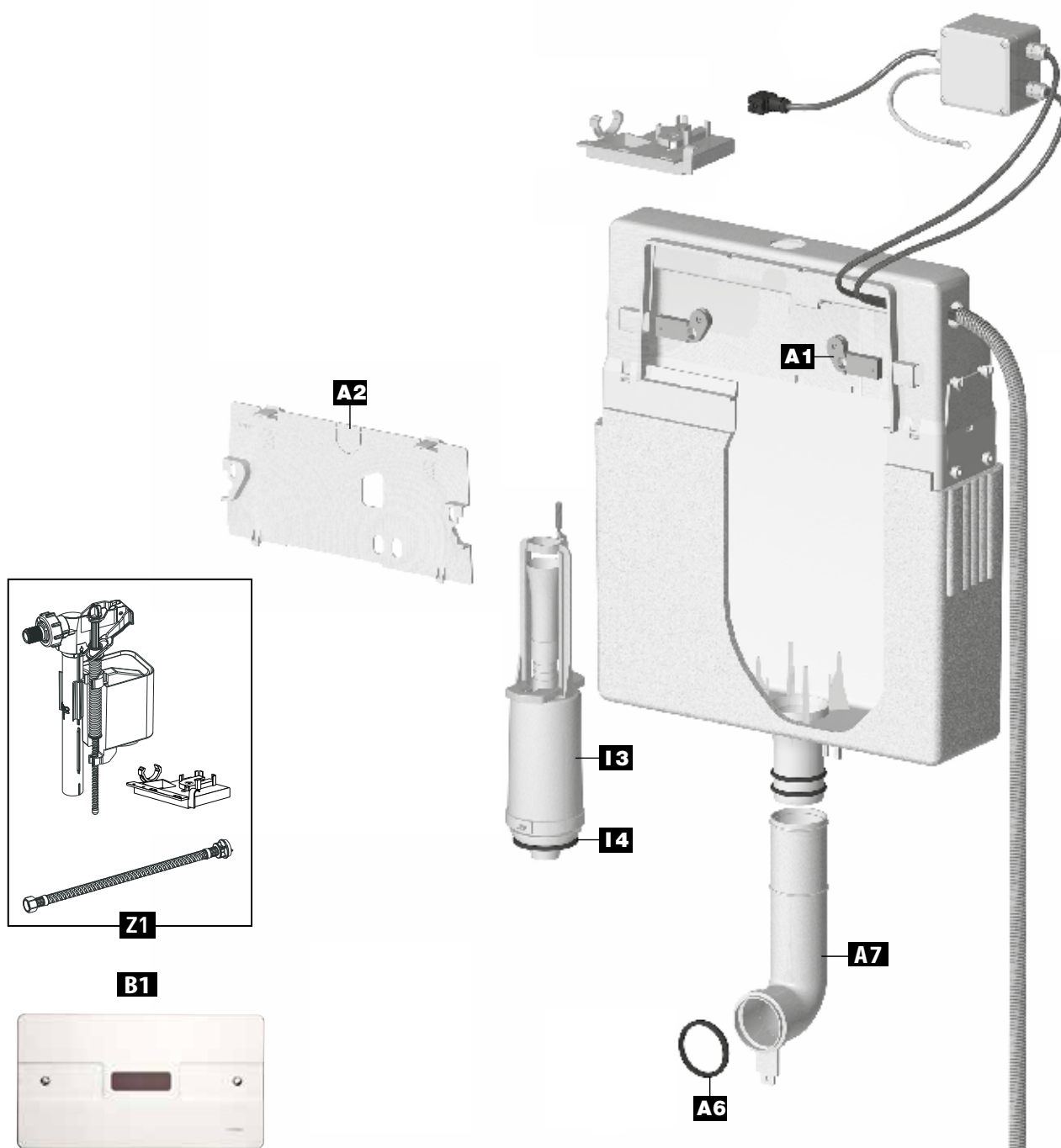


Pos.	Art. nr.	EAN-Code	Description	Details
A 1	363802	4016817025378	Retaining tabs	1 pair
A 6	352277	3838912032522	Rubber lip seal	For flush pipe elbow
I 2	363793	4016817025019	Bridge with retaining clip	
I 3	360711	3838912036728	Flush valve	Complete with seal (without lifter)
I 4	351517	3838912033901	Valve seal	
I 5	352281	3838912036520	Valve seat	With O-ring
I 6	363818	4016817026344	Bridge	For outlet valve
B 1	241331	3838912036209	Flushing plate Tecta	White
Z 1	675105	3838912064530	Set fill valve 185	



## 186.0400

since 2002, for dual flushing, for infrared flushing cistern control

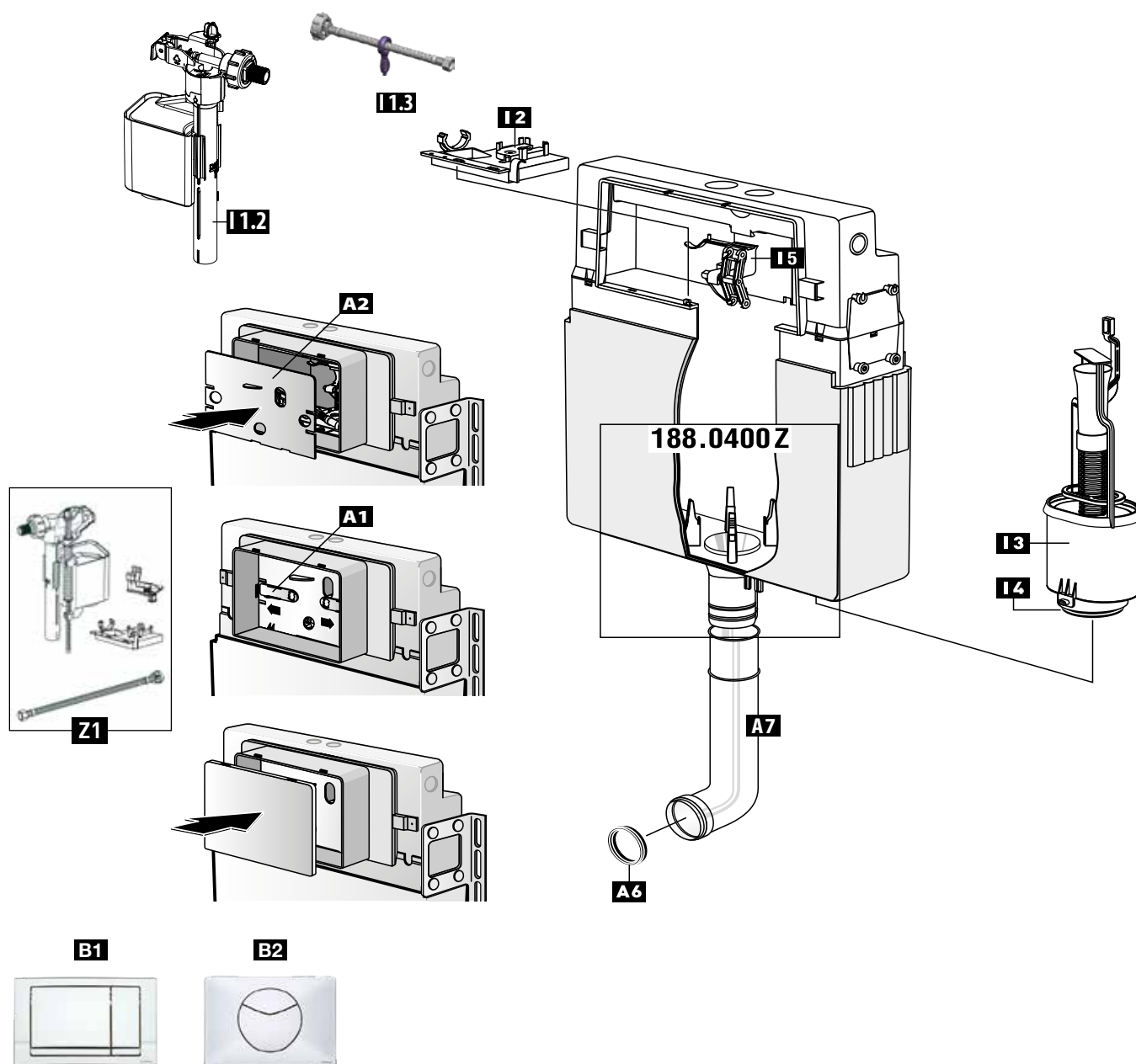


Pos.	Art. nr.	EAN-Code	Description	Details
A 1	363802	4016817025378	Retaining tabs	1 pair
A 2	385770*	3838912025722	Cover plate	
A 6	352277	3838912032522	Rubber lip seal	For flush pipe elbow
A 7	359793	3838912038715	Flush pipe elbow with att., L=300 mm	
A 7	382059	3838912033710	Flush pipe elbow without att., L=300 mm	
I 3	363829	4016817026634	Flush valve	Complete with seal
I 4	351517	3838912033901	Valve seal	
B 1	367327*	3838912032201	Ecovital IR – WC- flushing	230 V, dual flushing
Z 1	675102	3838912064509	Set fill valve 183, 186	

\* Check product availability

## 188.0400

since 2008, P-IX 8155/I, for dual flushing or start-stop flushing

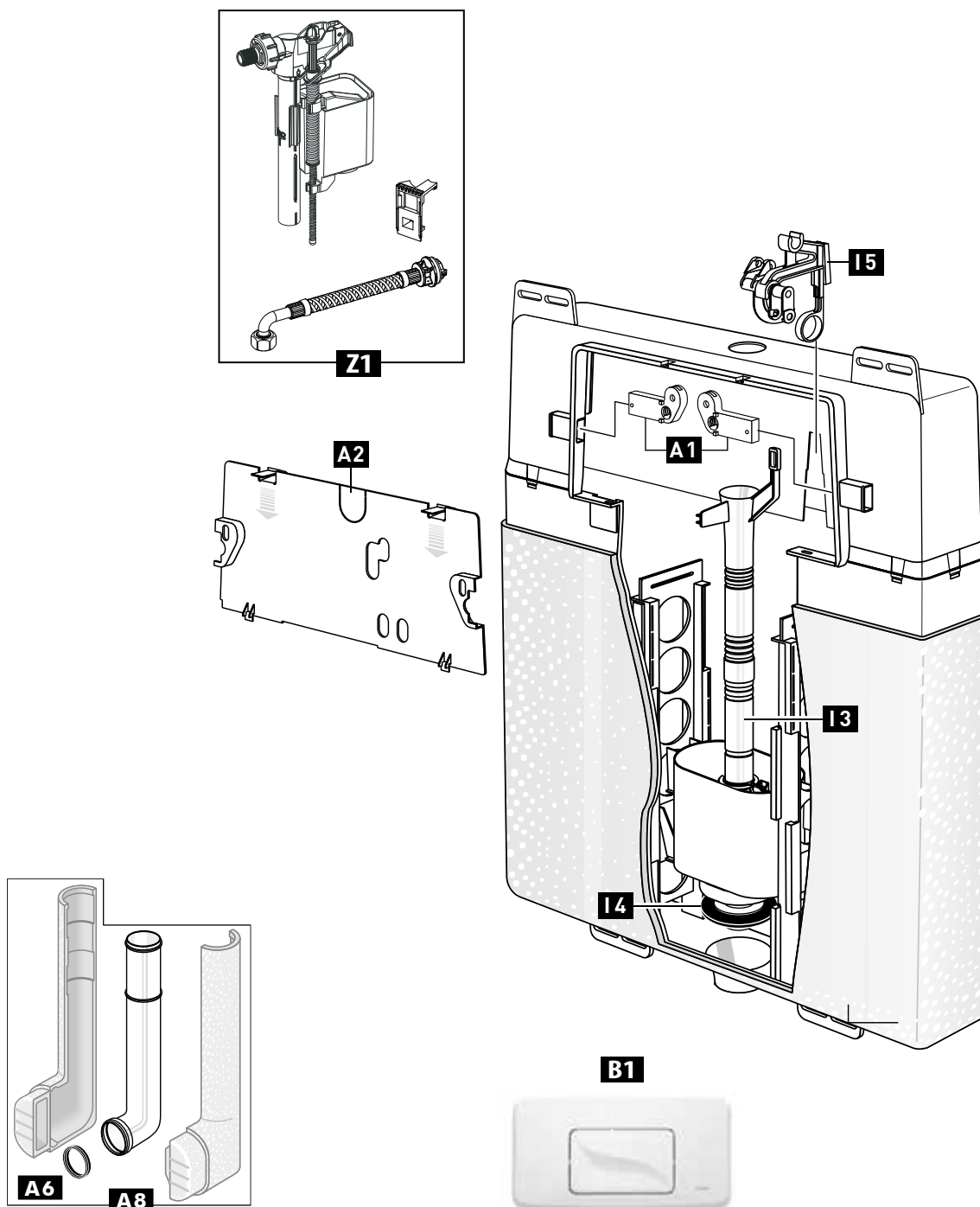


Pos.	Art. nr.	EAN-Code	Description	Details
A 1	367256	4016817030679	Retaining tabs	1 pair
A 2	363843*	3838912029324	Cover plate	
A 6	352277	3838912032522	Rubber lip seal	For flush pipe elbow
A 7	359793	3838912038715	Flush pipe elbow with att., L=300 mm	
A 7	382059	3838912033710	Flush pipe elbow without att., L=300 mm	
I 1.2	628458	3838912038012	Fill valve HDV G 3/8 from 02/2014	
I 1.3	628459	3838912038104	Connecting tube from 02/2014	Without angle valve
I 2	239889	3838912036001	Bridge	
I 3	228578	3838912034809	Flush valve	Complete with seal
I 4	351517	3838912033901	Valve seal	
I 5	231613	3838912035103	Bearing bracket	With setting lever
B 1	227730	3838912029409	Plate riva duo mini gloss chrome	For dual flushing
B 2	227753	3838912034700	Plate point duo gloss chrome	For dual flushing
Z 1	675100	3838912064486	Set fill valve 182, 188, 180, 189	

\* Check product availability

## 190.XXX

since 1997 (Mod. 190.000), since 1999 to 2003 (Mod. 190.0400) for start-stop flushing

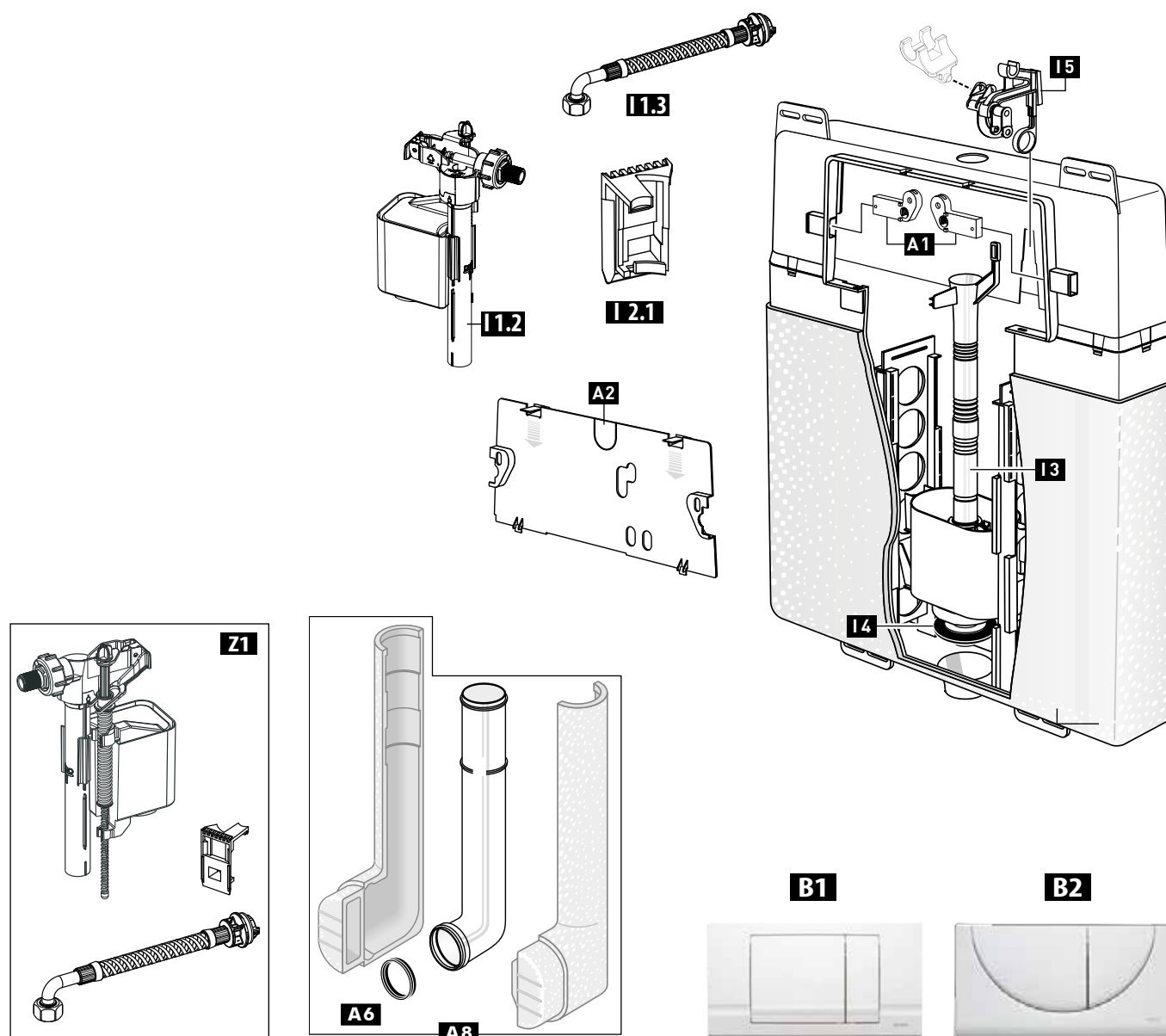


Pos.	Art. nr.	EAN-Code	Description	Details
A 1	363802	4016817025378	Retaining tabs	1 pair
A 2	239337	3838912032515	Cover plate	
A 6	352277	3838912032522	Rubber lip seal	For flush pipe elbow
A 8	GR-S113-0250	8681282655052	Flush pipe elbow	With insulation
I 3	239336	3838912032614	Flush valve	Complete with seal
I 4	351517	3838912033901	Valve seal	
I 5	234116	3838912035202	Bearing bracket	With setting lever
B 1	223792*	3838912036605	Plate gala white	For start-stop flushing
B 1	227702*	3838912034625	Plate gala matt chrome	For start-stop flushing
B 1	345845*	3838912036414	Plate gala-s white	For start-stop flushing
Z 1	675104	3838912064523	Set fill valve 190, 192	

\* Check product availability

## 192.0400

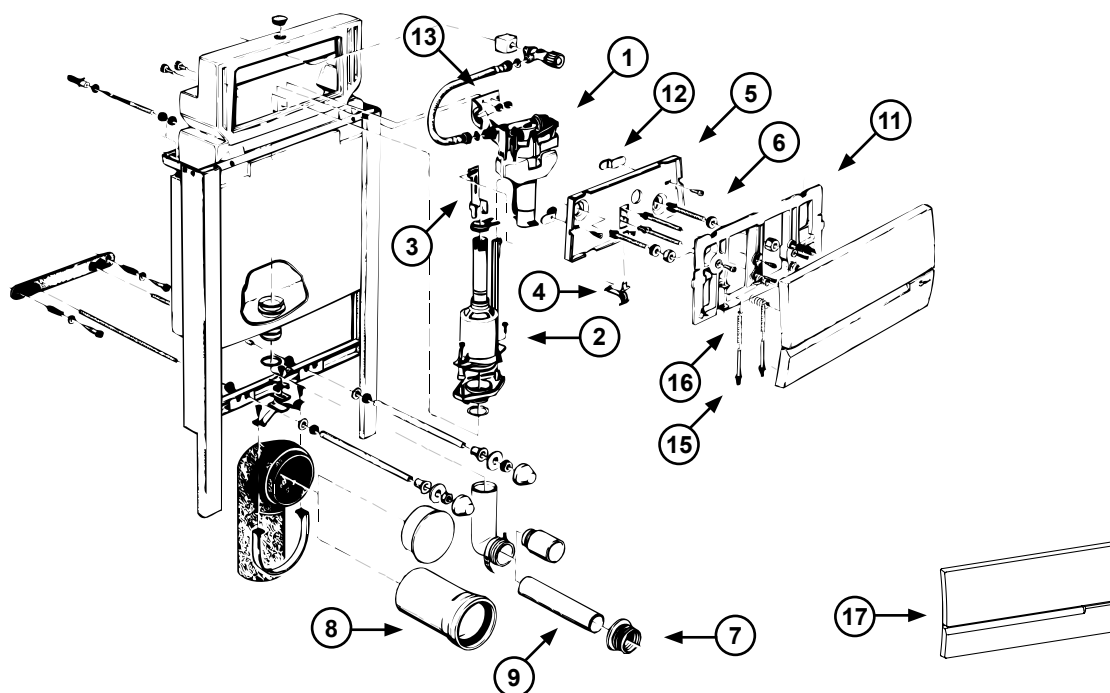
since 2003, for dual flushing or start-stop flushing



Pos.	Art. nr.	EAN-Code	Description	Details
A 1	363802	4016817025378	Retaining tabs	1 pair
A 2	239337	3838912032515	Cover plate	
A 6	352277	3838912032522	Rubber lip seal	For flush pipe elbow
A 8	GR-S113-Q250	8681282655052	Flush pipe elbow	With insulation
I 1.2	628458	3838912038012	Fill valve HDV G 3/8 from 02/2014	
I 1.3	628460*	3838912038111	Connecting tube from 02/2014	Without angle valve
I 2.1	632569*	3838912020727	Holder from 02/2014	For filling valve
I 3	239336	3838912032614	Flush valve	Complete with seal
I 4	351517	3838912033901	Valve seal	
I 5	239963	3838912032621	Bearing bracket	With setting lever and adapter, for dual flushing
B 1	227713	3838912030122	Plate riva duo gloss chrome	For dual flushing
B 2	227556	3838912030009	Plate viva duo white	For dual flushing
B 2	227602	3838912034311	Plate viva duo matt chrome	For dual flushing
B 2	227203	3838912030016	Plate viva duo gloss chrome	For dual flushing
Z 1	675104	3838912064523	Set fill valve 190, 192	

\* Check product availability

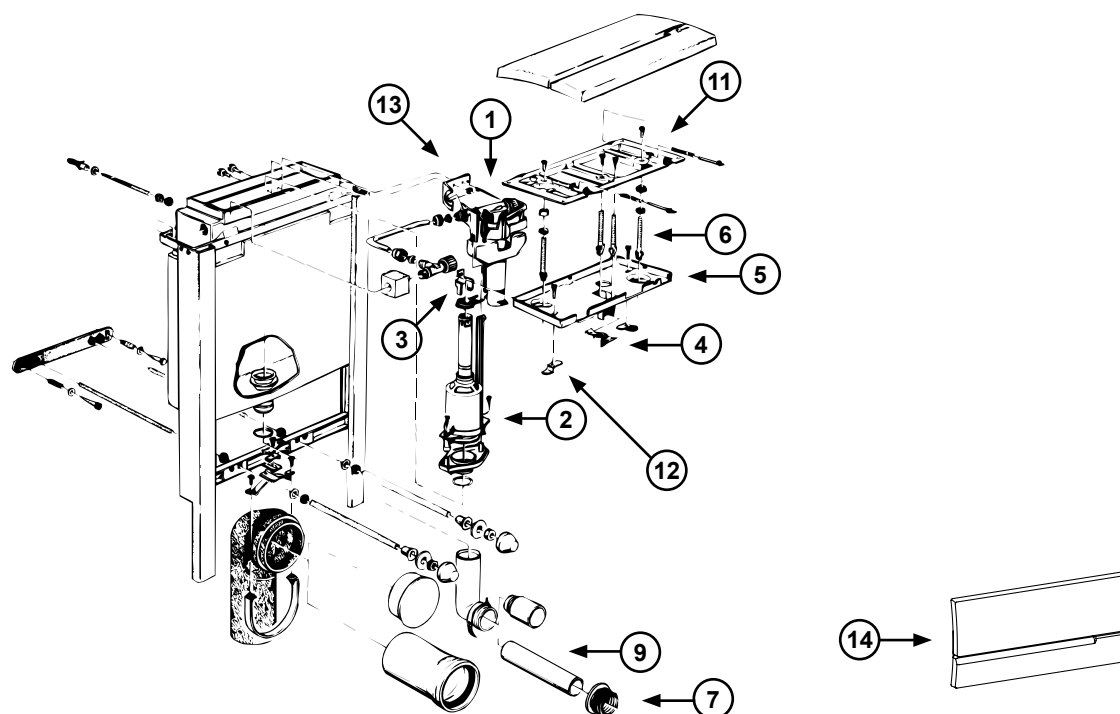
## WISA 2000 (BIS 1996)



Pos.	WISA Art. nr.	Description
1	8035432795	Fill valve HVK G 3/8
2	8050800506	Flush valve WISA 2000 including rubber seal
	1411988440	Flush valve rubber seal 28 x 65 x 3
	8050390037	Bag of flush valve rubber seal 28 x 65 x 3 (5 pc.)
	8050883106	Clip
3	8050883265	Hook mechanism WISA 2000
4	8050883263	Lever WISA 2000/02
5	8050883262	Closing plate WISA 2000/02
6	8050800041	Fixation screws WISA 2000/02 in bag
7	8050880349	Flush pipe connector
8	1409985880	Discharge extension pipe 110 mm white
9	8050887369	Flush pipe extension 45 mm white L=230 mm
11	8050883260	Wall mounting frame for flushing plate WISA 2000/02
12	8050390040	Fixation materials for closing plate
13	1403883266	Flush valve support hook steel
15	1401980442	Pressure spring
16	8050882851	Pressure pin
17	8050420300	Flushing plate WISA 2000/02 - 2019/2020 white
	8050420307	Flushing plate WISA 2000/02 - 2019/2020 pergamon

Cistern was last manufactured in year 2000.

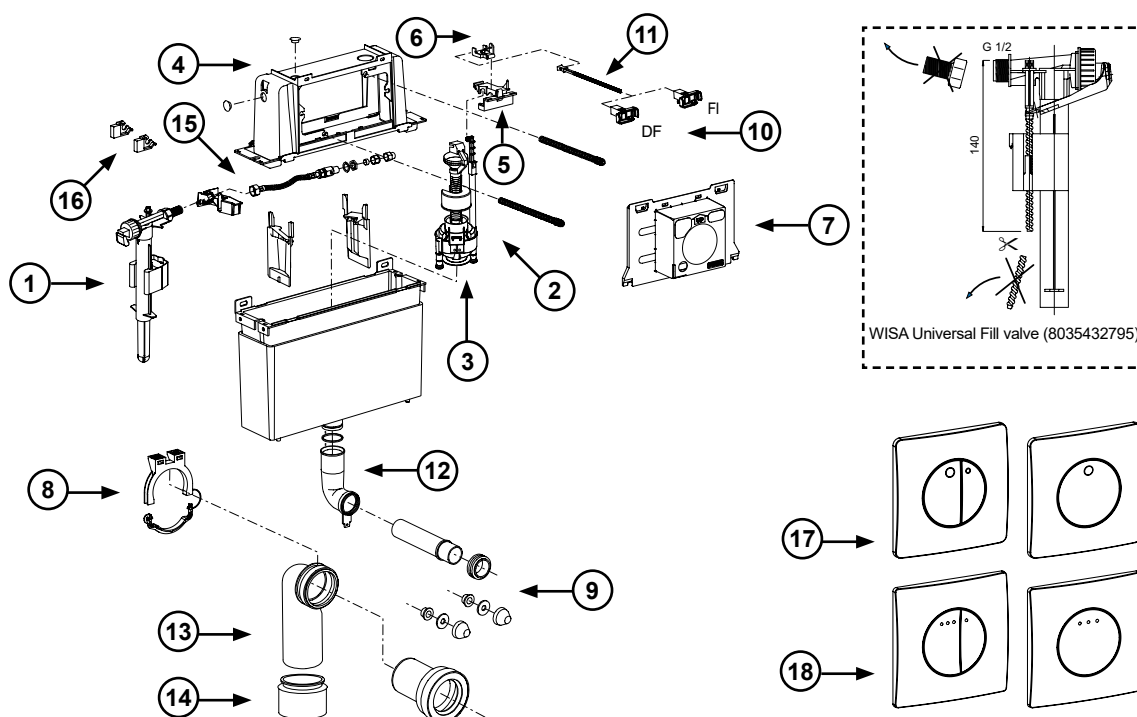
## WISA 2002 (BIS 1996)



Pos.	WISA Art. nr.	Description
1	8035432795	Fill valve HVK G 3/8
2	8050800506	Flush valve WISA 2000 including rubber seal
	1411988440	Flush valve rubber seal 28 x 65 x 3
	8050390037	Bag of flush valve rubber seal 28 x 65 x 3 (5 pc.)
	8050883106	Clip
3	8050883269	Hook mechanism WISA 2002
4	8050883263	Lever WISA 2000/02
5	8050883262	Closing plate WISA 2000/02
6	8050800041	Fixation screws WISA 2000/02 in bag
7	8050880349	Flush pipe connector
9	8050887369	Flush pipe extension 45 mm white L=230 mm
11	8050883260	Wall mounting frame for flushing plate WISA 2000/02
12	8050390040	Fixation materials for closing plate
13	1403883266	Flush valve support hook steel
14	8050420300	Flushing plate WISA 2000/02 - 2019/2020 white
	8050420307	Flushing plate WISA 2000/02 - 2019/2020 pergamon

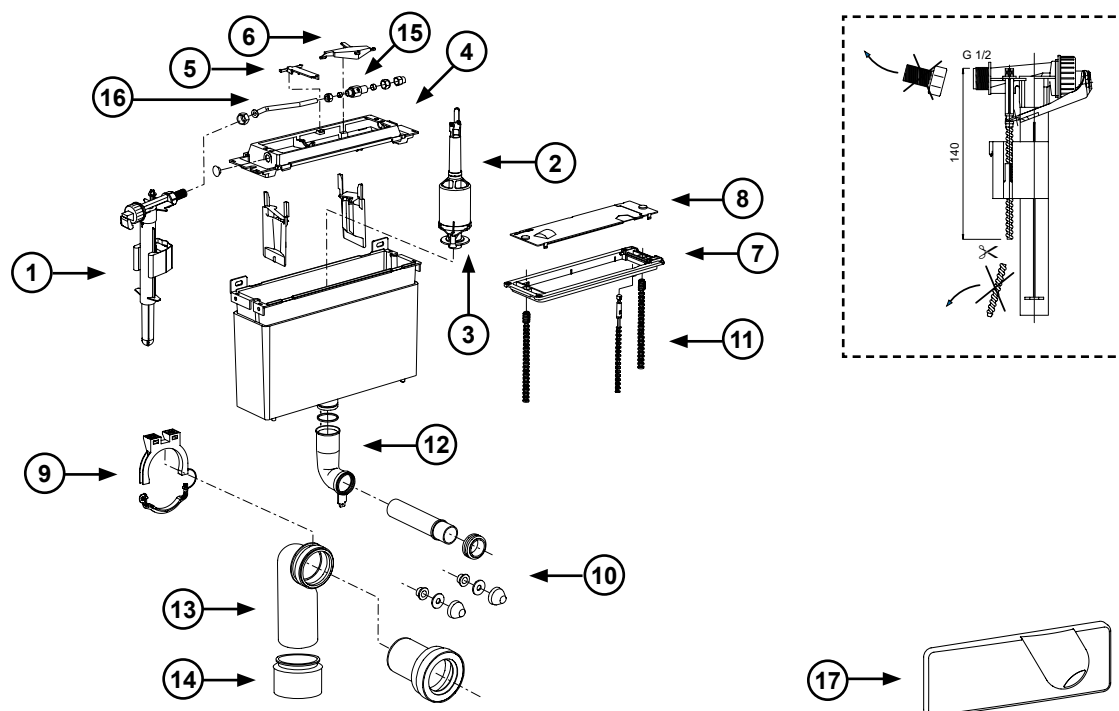
Cistern was last manufactured in year 2000.

## WISA QUADRO



Pos.	WISA Art. nr.	Description
1	8035432795	Fill valve HVK G 3/8
2	8050801523	Flush valve Quadro including rubber seal
	8050800512	Flush valve Quadro 4 liter including rubber seal
3	8035390111	Rubber seal
4	8050887102	Cistern lid WISA Quadro
5	8050390110	Bridging piece including lever and support valve (new model)
6	8050887110	Lever
7	8050887141	Masonry aid
8	8050887097	Discharge elbow fixation bracket
9	8050390080	WC connection kit L=230 mm
	8050390081	WC connection kit L=300 mm
10	8050390106	Set of fixation pins and control pins for Quadro FI panels (blue lock)
	8050390107	Set of fixation pins and control pins for Quadro DF panels (green lock)
11	8050390102	Control pin and head for Quadro FI panels
	8050390103	Control pin and head for Quadro DF/SF panels
12	8050887355	Flush pipe WISA XS with tongue
	8050390061	Set rubber seals for flush pipe and discharge elbow 90 mm
13	8050887362	Discharge elbow PE 90 x 90 mm
14	8050887363	Adaptor 90 x 110 mm
15	8050802330	Water connection flexible hose G 1/2
	8050802331	Water connection flexible hose 12 mm
16	8050390123	Repair kit control panels Quadro
17	8050417101	Quadro flushing plate Gaia FI white
	8050417001	Quadro flushing plate Gaia DF white
	8050417031	Quadro flushing plate Gaia DF matt chrome
	8050417051	Quadro flushing plate Gaia DF bright chrome
18	8050416801	Quadro flushing plate Enyo FI white
	8050416701	Quadro flushing plate Enyo DF white
	8050416731	Quadro flushing plate Enyo DF matt chrome
	8050416751	Quadro flushing plate Enyo DF bright chrome

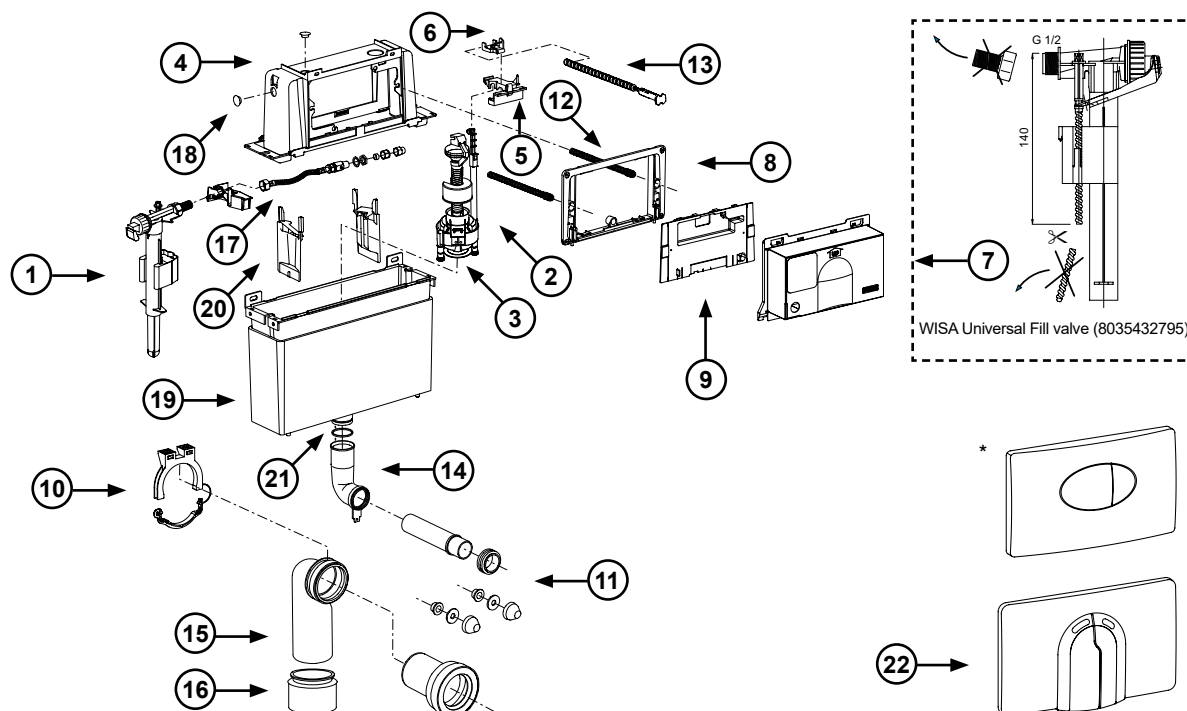
## WISA 2100 TOP



Pos.	WISA Art. nr.	Description
1	8035432795	Fill valve HVK G 3/8
2	8050800511	Flush valve 2100 SO including rubber seal
	8050800525	Flush valve 2100 pneumatic including rubber seal
3	1411988440	Flush valve rubber seal 28 x 65 x 3
	8050390037	Bag of flush valve rubber seal 28 x 65 x 3 (5 pc.)
4	8050887103	Cistern lid
5	8050887108	Bridging piece
6	8050887111	Lever
7	8050887124	Wall mounting frame
8	8050887115	Closing plate
9	8050887097	Discharge elbow fixation bracket
10	8050390080	WC connection kit L=230 mm
	8050390081	WC connection kit L=300 mm
11	8050390077	Set of fixation pins and control pins for FI panels
12	1409985904	Flush pipe with tongue
	8050390061	Set rubber seals for flush pipe and discharge elbow 90 mm
13	8050887362	Discharge elbow PE 90 x 90 mm
14	8050887363	Adaptor 90 x 110 mm
15	1405987110	Ball valve
16	1405987138	Copper connection pipe
17	8050420800	Flushing plate WISA 2100 top white



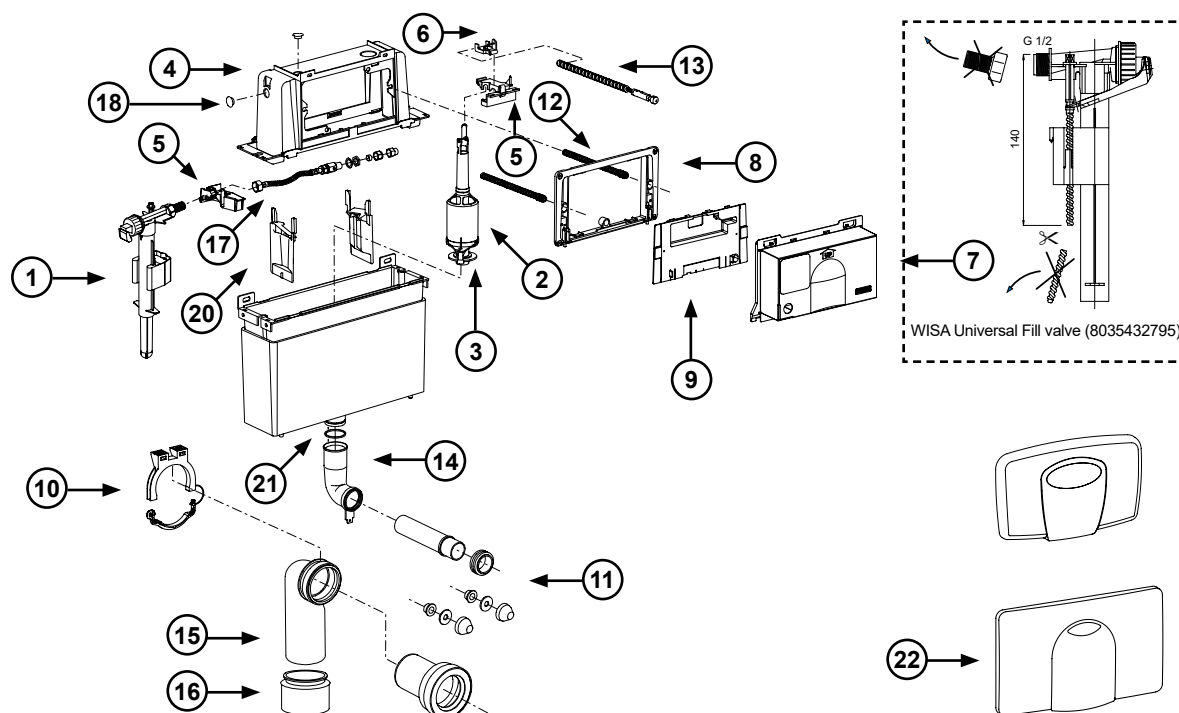
## WISA 2136



Pos.	WISA Art. nr.	Description
1	8035432795	Fill valve HVK G 3/8
2	8050801523	Flush valve 2100 DF including rubber seal
3	8035390111	Rubber seal
4	8050887102	Cistern lid
5	8050390110	Bridging piece including lever and support valve (new model)
6	8050887110	Lever
7	8050887140	Masonry aid
8	8050887130	Wall mounting frame for WISA 2100 front panels
9	8050887114	Closing plate WISA 2100
10	8050887097	Discharge elbow fixation bracket
11	8050390080	WC connection kit L=230 mm
	8050390081	WC connection kit L=300 mm
12	8050390089	Set of fixation pins and control pins for DF panels
13	8050390105	Control pin and head for DF panels
14	8050887355	Flush pipe WISA XS with tongue
	8050390061	Set rubber seals for flush pipe and discharge elbow 90 mm
15	8050887362	Discharge elbow PE 90 x 90 mm
16	8050887363	Adaptor 90 x 110 mm
17	8050802330	Water connection flexible hose G 1/2
	8050802331	Water connection flexible hose 12 mm
18	8050887157	Closing cap
19	8050887101	Flushing tank - bottom part
20	8050887106	Tank separation
21	1601988575	O-ring seal 44,5 mm
22	8050420730	Flushing plate 2100 DF white
	8050420737	Flushing plate 2100 DF pergamon
	8050420759	Flushing plate 2100 DF matt chrome
	8050420751	Flushing plate 2100 DF bright chrome

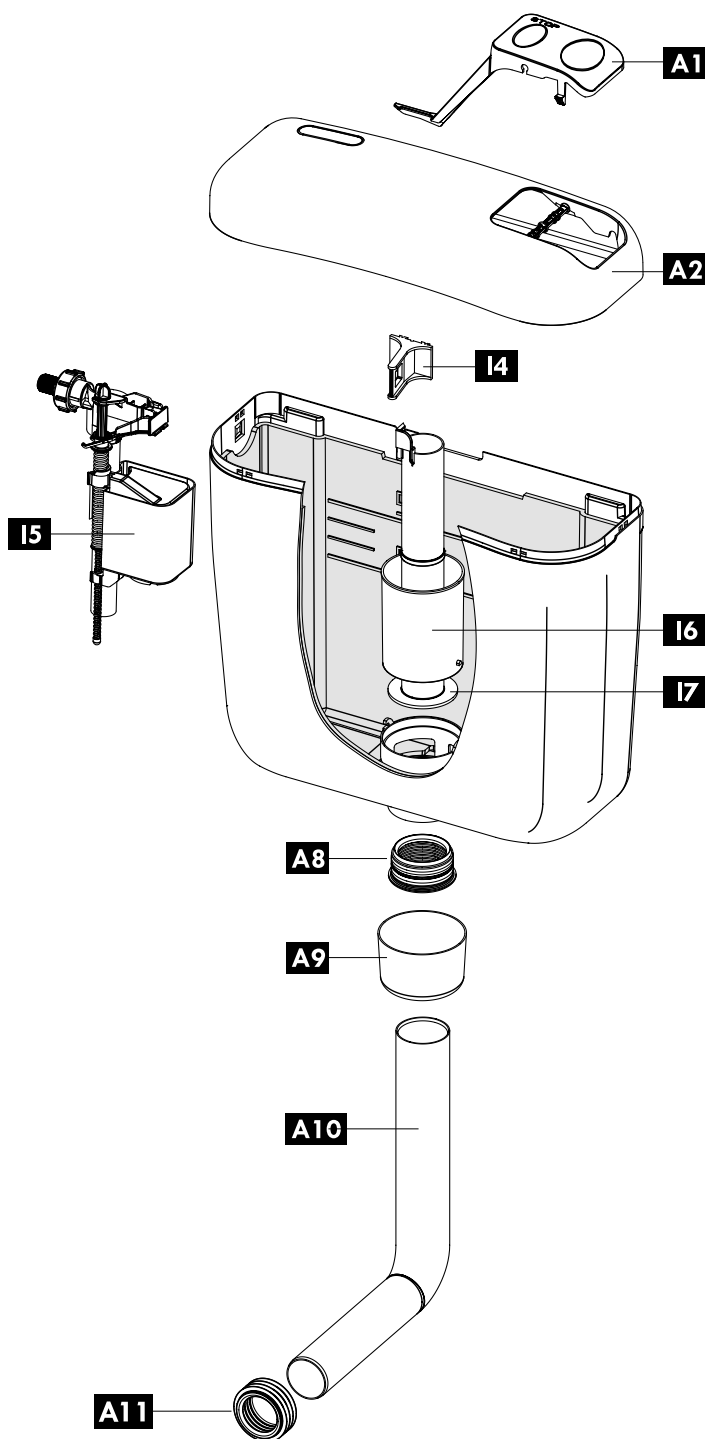
Cistern was last manufactured in year 2001.

## WISA 2100



Pos.	WISA Art. nr.	Description
1	8035432795	Fill valve HVK G 3/8
2	8050800511	Flush valve for WISA 2100/2102
	8050800525	Flush valve for WISA 2100 with pneumatic
3	1411988440	Flush valve rubber seal
4	8050887102	Cistern lid
5	8050390110	Bridging piece including lever and support valve
6	8050887110	Lever
7	8050887140	Masonry aid
8	8050887130	Wall mounting frame for WISA 2100 front panels
9	8050887114	Closing plate WISA 2100
10	8050887097	Discharge elbow fixation bracket
11	8050390080	WC connection kit, Ø 90 mm, L=230 mm
	8050390081	WC connection kit, Ø 90 mm, L=300 mm
12	8050390077	Set of fixation pins and control pins for FI panels
13	8050390104	Control pin and head for FI panels
14	8050887355	Flush pipe WISA XS with tongue
	8050390061	Set rubber seals for flush pipe and discharge elbow 90 mm
15	8050390090	Discharge elbow Ø 90 / 90 mm
16	8050390091	Adaptor Ø 90 / 110 mm
17	8050802330	Water connection flexible hose G 1/2
	8050802331	Water connection flexible hose 12 mm
18	8050887157	Closing cap
20	8050887106	Intermediate piece
21	1601988575	O-ring seal, 44,5 mm
22	8050420600	Flushing plate 2100 FI white
	8050420607	Flushing plate 2100 FI pergamon
	8050420629	Flushing plate 2100 FI mattchrom

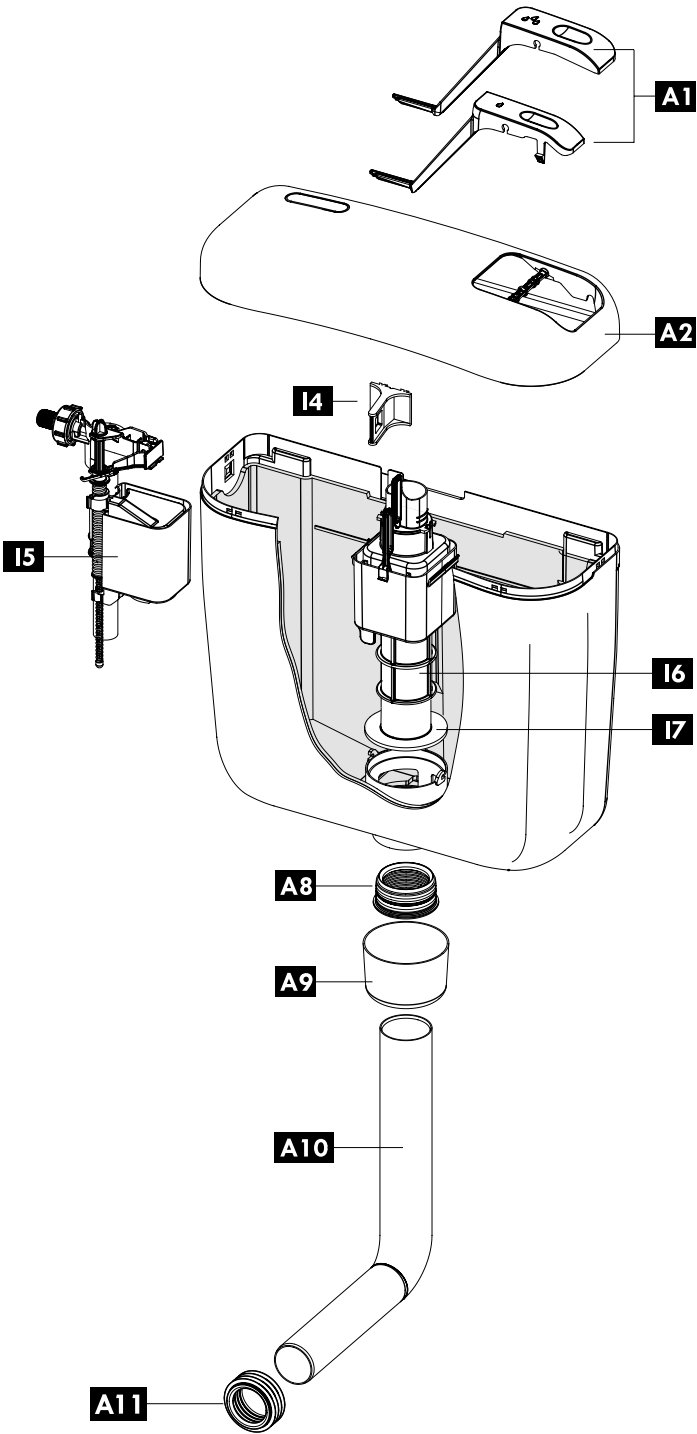
## AP100



Pos	Art. nr.	EAN-Code	Description	Color	Details
A 1	606399*	3838912028815	Function button	White	
A 2	606406	3838912028921	Flushing cistern cover	White	Without function button
A 8	243281	3838912032911	Flush pipe gasket		
A 9	243277	3838912032928	Rosette	White	
A 10	607359	3838912029720	Flush pipe elbow	White	
A 10	674830	3838912063250	Flushing elbow 325 x 220 mm	White	
A 11	358778	3838912061195	Seal for toilet bowl		
I 4	243285	3838912033024	Fill valve retainer		
I 5	628458	3838912038012	Fill valve		
I 6	605920*	3838912028112	Flush valve		Complete with seal
I 7	243275	3838912033918	Valve seal		

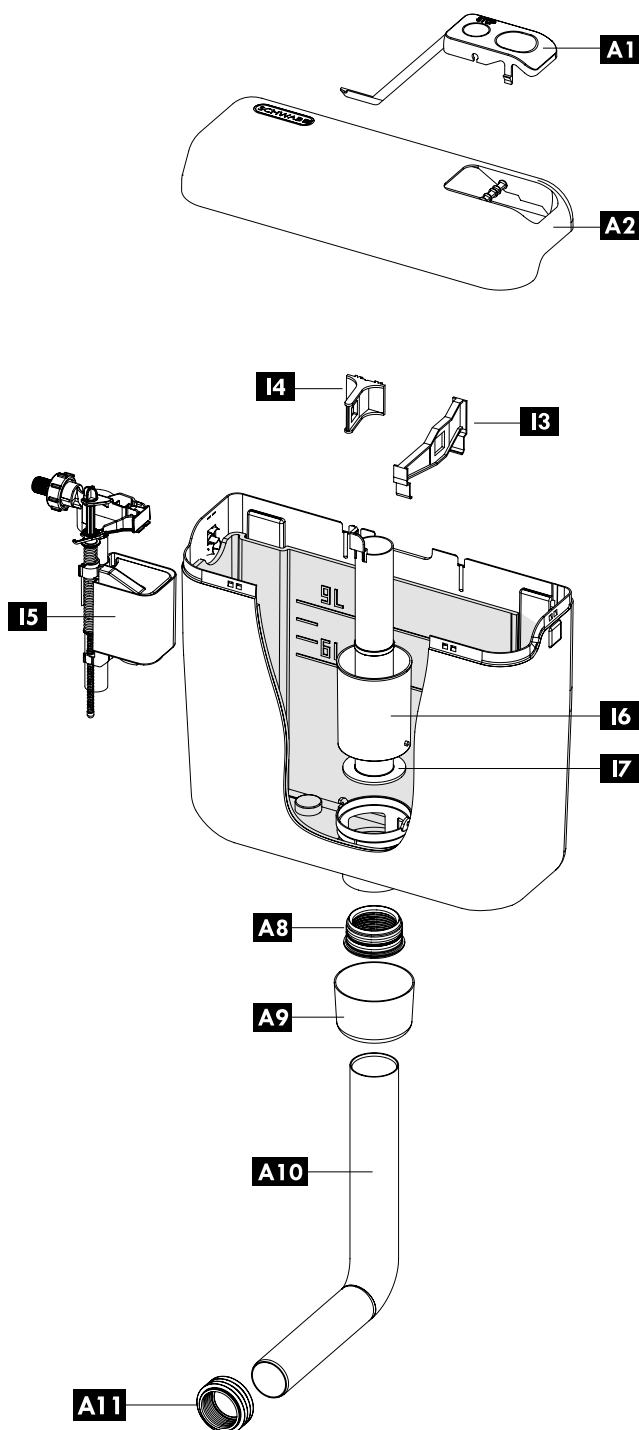
\* Phase out product, check availability

AP102



Pos.	Art. nr.	EAN-Code	Description	Color	Details
A 1	606407	3838912029003	Function buttons	White	Without function buttons
A 2	606406	3838912028921	Flushing cistern cover	White	
A 8	243281	3838912032911	Flush pipe gasket		
A 9	243277	3838912032928	Rosette	White	
A 10	607359	3838912029720	Flush pipe elbow	White	
A 10	674830	3838912063250	Flushing elbow 325 x 220 mm	White	
A 11	358778	3838912061195	Seal for toilet bowl		
I 4	243285	3838912033024	Fill valve retainer		
I 5	628458	3838912038012	Fill valve		
I 6	243280	3838912033109	Flush valve		Complete with seal
I 7	243275	3838912033918	Valve seal		

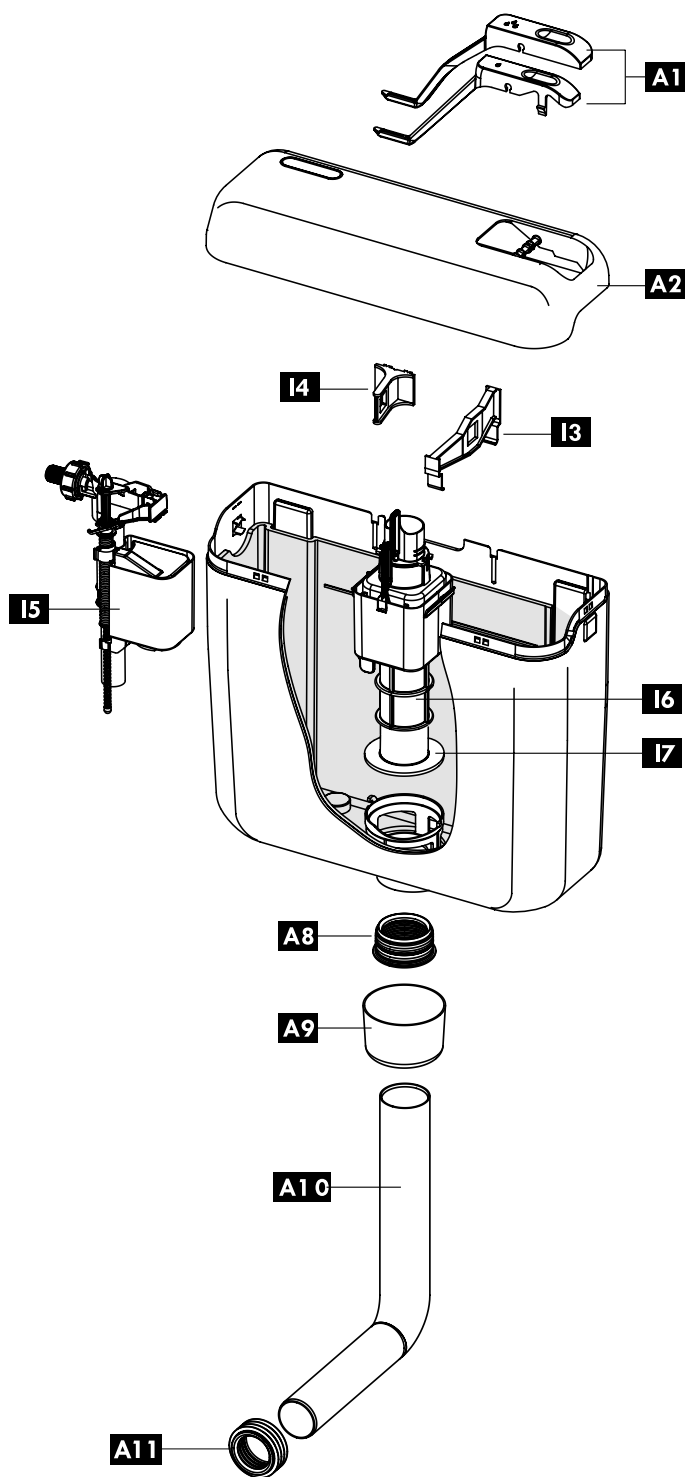
## AP120



Pos.	Art. nr.	EAN-Code	Description	Color	Details
A 1	196906	3838912501882	Function button	White	
A 2	606405	3838912028907	Flushing cistern cover	White	Without function button
A 8	243281	3838912032911	Flush pipe gasket		
A 9	243277	3838912032928	Rosette	White	
A 10	607359	3838912029720	Flush pipe elbow	White	
A 10	674830	3838912063250	Flushing elbow 325 x 220 mm	White	
A 11	358778	3838912061195	Seal for toilet bowl		
I 3	243282	3838912033017	Fill valve retainer 1		
I 4	243285	3838912033024	Fill valve retainer 2		
I 5	628458	3838912038012	Fill valve		
I 6	605920*	3838912028112	Flush valve		Complete with seal
I 7	243275	3838912033918	Valve seal		

\* Phase out product, check availability

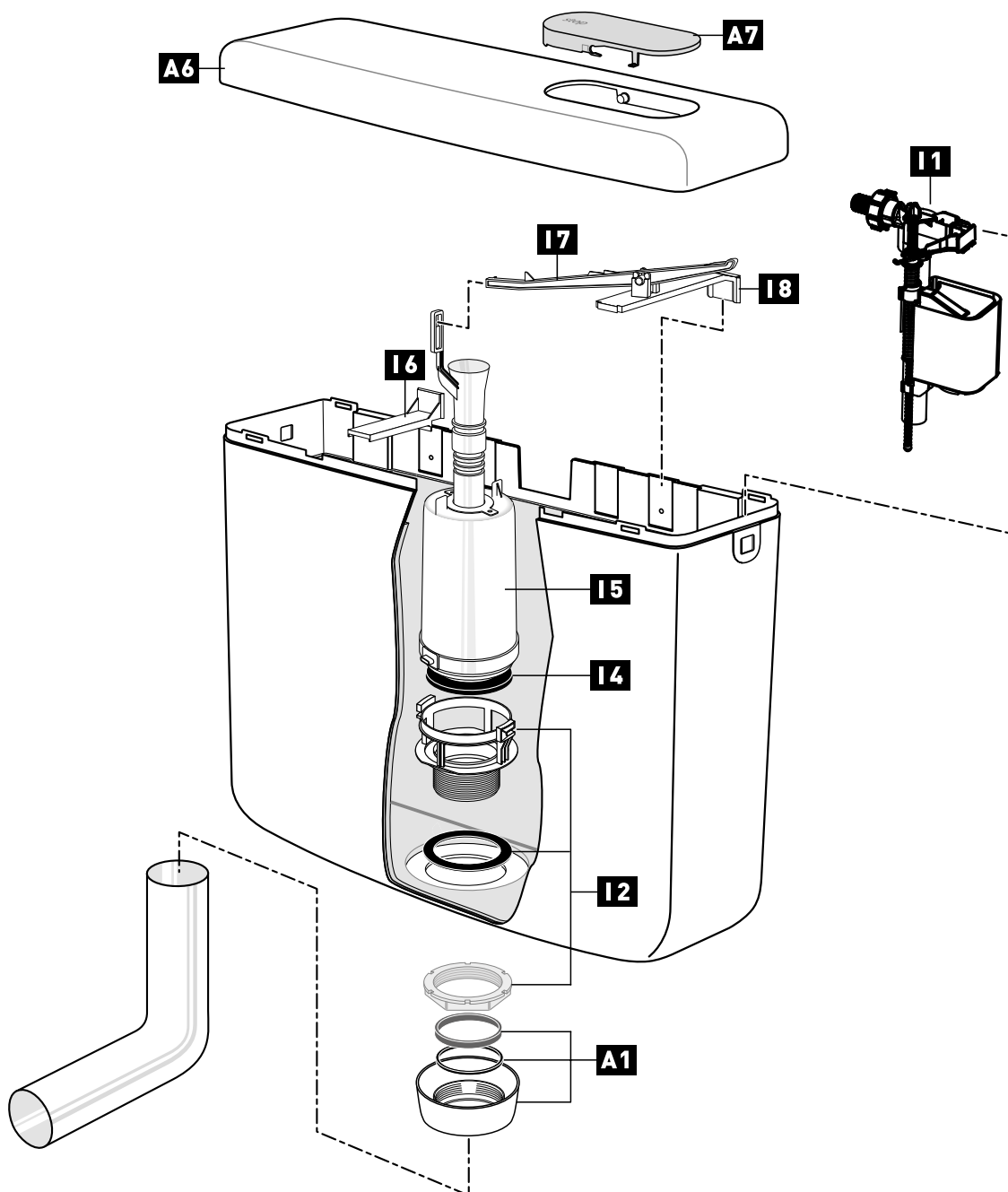
AP122 (122.00XX)



Pos.	Art. nr.	EAN-Code	Description	Color	Details
A 1	243276	3838912032829	Function buttons	White	
A 2	243278	3838912032904	Flushing cistern cover	White	Without function buttons
A 8	243281	3838912032911	Flush pipe gasket		
A 9	243277	3838912032928	Rosette	White	
A 10	674830	3838912063250	Flushing elbow 325 x 220 mm	White	
A 11	358778	3838912061195	Seal for toilet bowl		
I 3	243282	3838912033017	Fill valve retainer 1		
I 4	243285	3838912033024	Fill valve retainer 2		
I 5	628458	3838912038012	Fill valve		
I 6	243280	3838912033109	Flush valve		Complete with seal
I 7	243275	3838912033918	Valve seal		

## AP160 (160.00XX / 60.000)

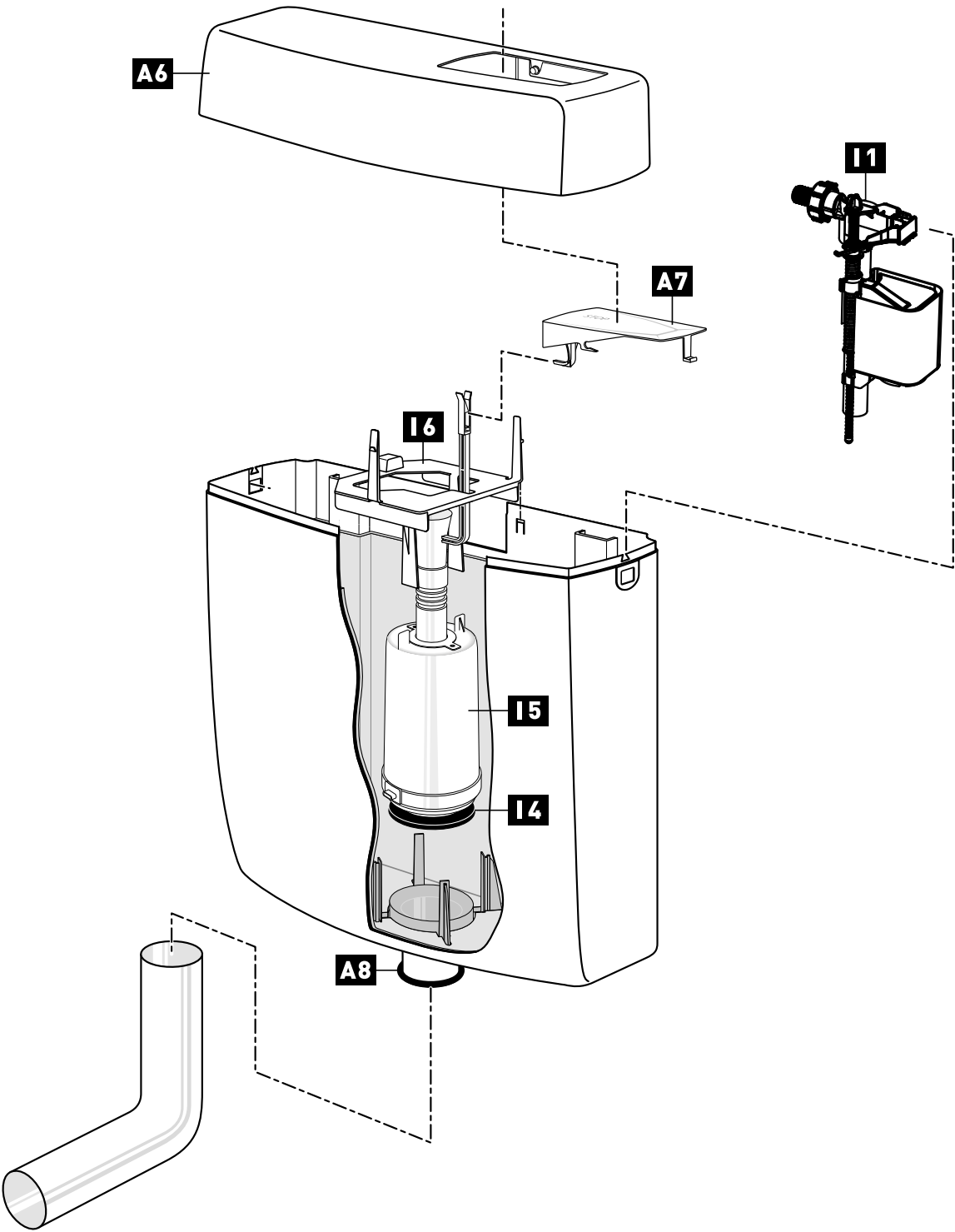
since 1985 to 1989, P-IX 3369/I, since 1989, P-IX 3340/I



Pos.	Art. nr.	EAN-Code	Description	Color	Details
A 1	363776	4016817024159	Rosette	White	With gasket + abrasive ring
A 6	251567	3838912033826	Flushing cistern cover	White	With function button
A 7	228575	3838912032706	Function button	White	
I 1	628458	3838912038012	Fill valve		
	8035432795	8711778074460	Fill valve		
I 2	251166	3838912033819	Valve seat		Complete
I 4	351517	3838912033901	Valve seal		
I 5	239201	3838912032713	Flush valve		Complete with seal
I 6	239331	3838912032720	Support bracket		
I 7	241332	3838912032805	Actuation lever		
I 8	228580	3838912032812	Lever support		

AP170 (170.00XX)

since 1993, P-IX 3622/I

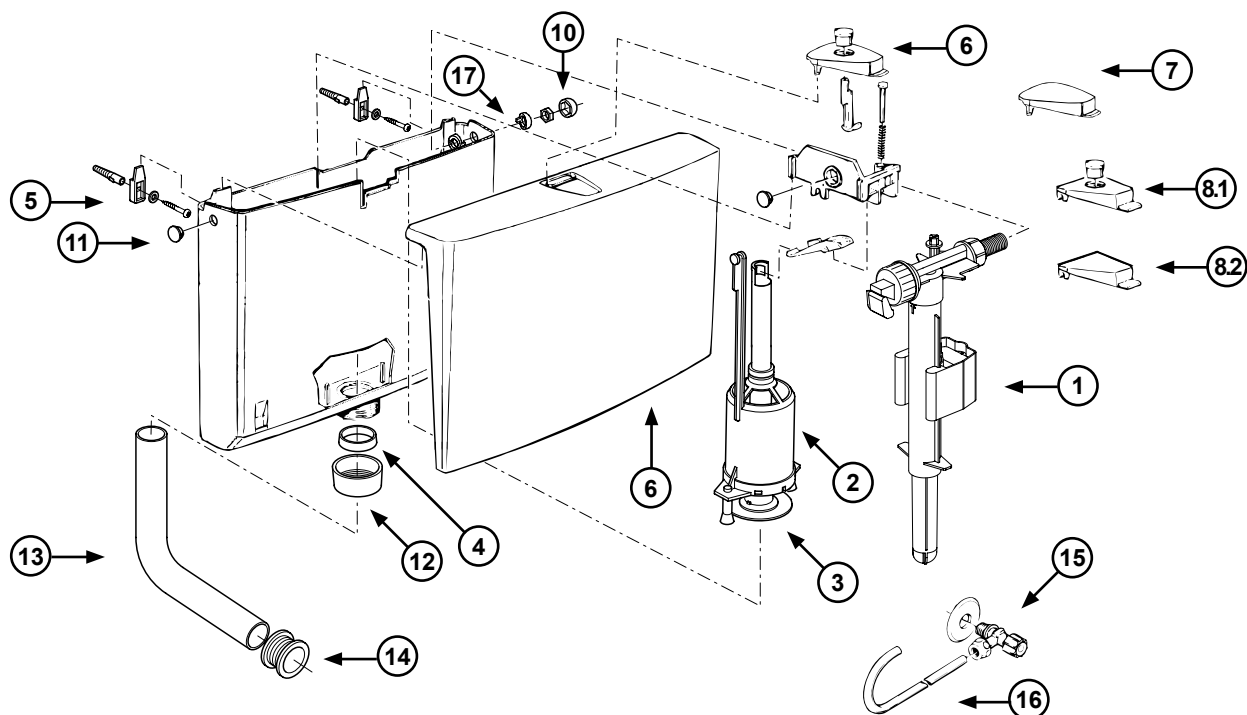


Pos.	Art. nr.	EAN-Code	Description	Color	Details
A 6	236918*	3838912033116	Flushing cistern cover	White	With function button
A 7	234125	3838912033123	Function button	White	
A 8	674429	3838912063113	O-Ring		For outlet connection, from 06/2018
I 1	628458	3838912038012	Fill valve		
	747E-037-P20	3838912063502	Fill valve 747 G 3/8		
I 4	351517	3838912033901	Valve seal		
I 5	251565	3838912033208	Flush valve		Complete with seal
I 6	239332	3838912033215	Bridge		

\* Phase out product, check availability



## AP220 / WISA 500

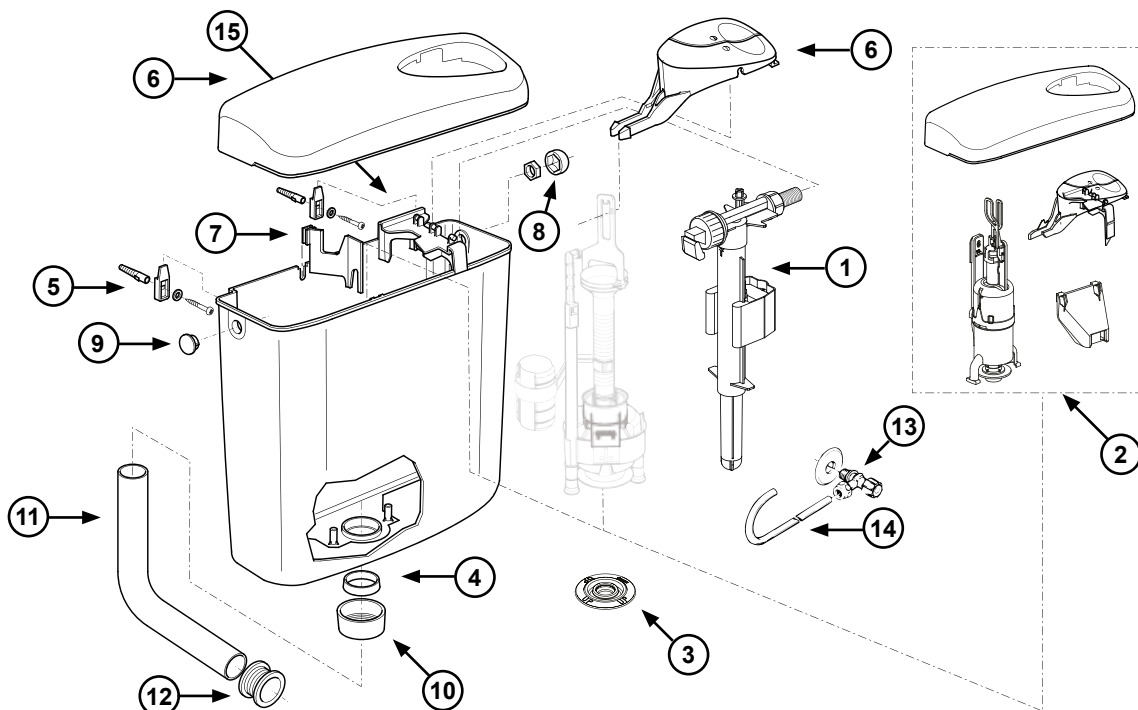


Due to modifications to the lid, the old buttons no longer fit the new lids. You can order the old model buttons separately. New lids are only available with buttons included. The new lid fits on old cisterns.

Pos.	WISA Art. nr.	Description
1	8035432795	Fill valve HVK G 3/8
2	8050800504	Flush valve including rubber seal
3	1411988440	Flush valve rubber seal 28 x 65 x 3
	8050390037	Bag of flush valve rubber seal 28 x 65 x 3 (5 pc.)
	1411988436	Flush valve rubber seal (old model)
4	8050882450	Seal for flush pipe
	8050390025	Bag of seal for flush pipe (5 pc.)
5	8050800078	Fixation kit including seal for flush pipe
6	8050411201	Cover and buttons white
	8050411214	Cover and buttons pergamon
7	8050899149	Button white (new model, without interruption)
8.1	8050411901	Button WISA 500 white (old model)
8.2	8050885500	Button WISA 500 white (old model, without flush interruption)
10	8050882382	Nut cover cap white
	8050886394	Nut cover cap beige
	8050886397	Nut cover cap pergamon
	8050886379	Nut cover cap manhattan
11	8050882480	Closing cap white
	8050882482	Closing cap beige
	8050886237	Closing cap pergamon
	8050886249	Closing cap manhattan
12	8050882430	Nut for flush pipe white
	8050390002	Bag of nut for flush pipe white (5 pc.)
	8050882432	Nut for flush pipe beige
	8050882227	Nut for flush pipe pergamon
	8050882224	Nut for flush pipe manhattan
13	8050110101	Flush pipe 230 x 210 white
	8050110114	Flush pipe 230 x 210 pergamon
14	8050985530	Flush pipe connector
	8050390093	Bag of flush pipe connector (5 pc.)
15	1403987112	Stop valve G 1/2
16	1405987117	Copper connection pipe
17	8050882490	Fixation ring

## AP230 / WISA 336 DF

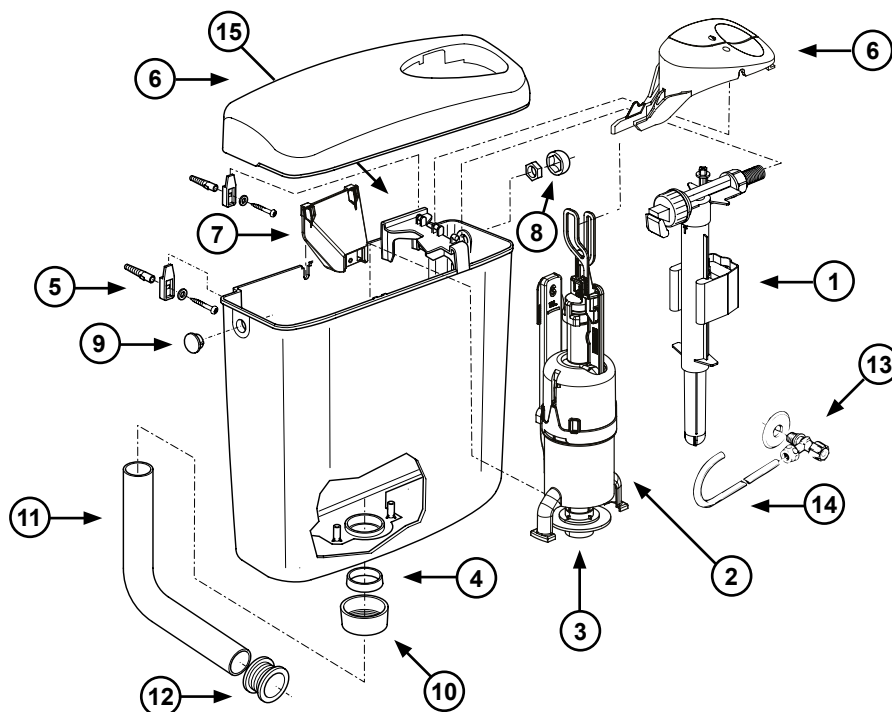
Until 06 / 2020



Pos.	WISA Art. nr.	Description
1	8035432795	Fill valve HVK G 3/8
2	8050800101	Flush valve with gasket, cistern cover with buttons - white
3	8035390111	Rubber seal
4	8050882450	Seal for flush pipe
5	8050800078	Fixation kit including seal for flush pipe
6	8050411401	Cover white including buttons
	8050412601	Buttons white
7	8050883276FM	Bridging piece
8	8050882382	Nut cover cap white
9	8050882480	Closing cap white
10	8050882430	Nut for flush pipe white
11	8050110101	Flush pipe 230 x 210 white
12	8050985530	Flush pipe connector
13	1403987112	Stop valve G 1/2
14	1405987116	Copper connection pipe
15	8050883649	Bridging piece buttons

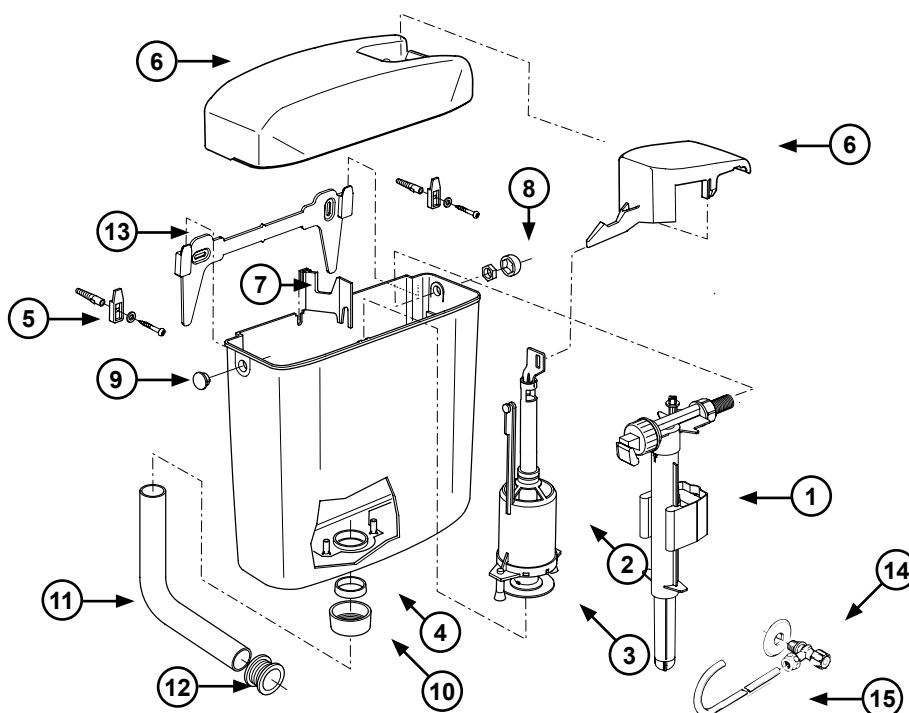
## AP230 / WISA 336 DF

Since 07 / 2020



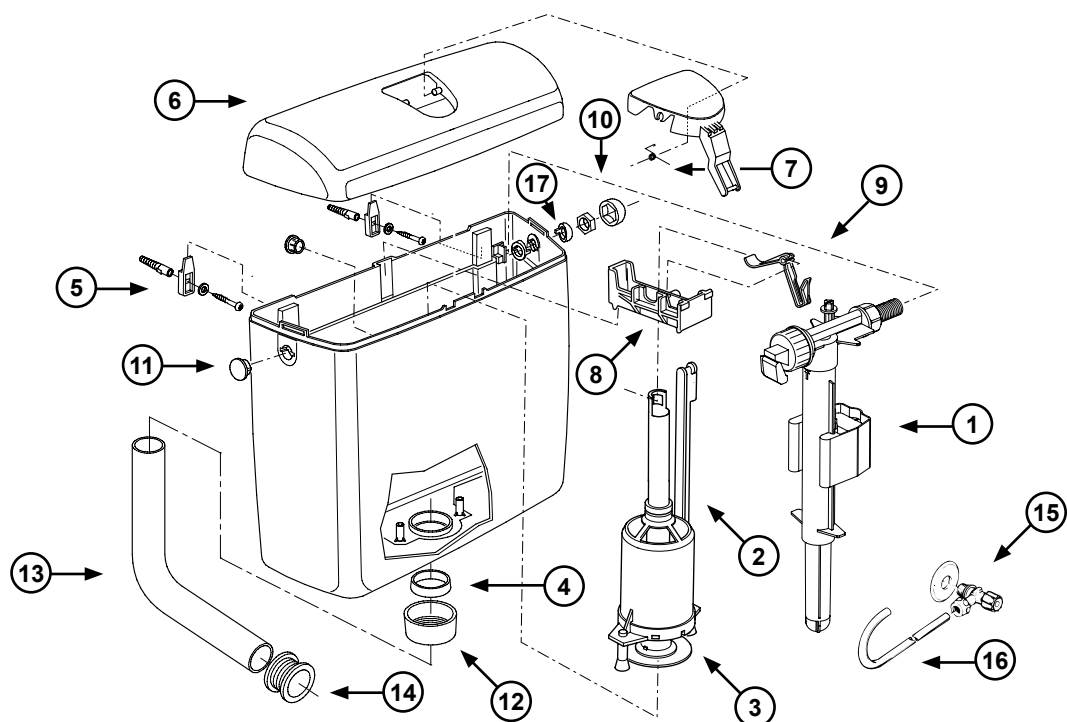
Pos.	WISA Art. nr.	Description
1	8035432795	Fill valve HVK G 3/8
2	8050801518	Flush valve with gasket
3	8035390111	Rubber seal
4	8050882450	Seal for flush pipe
5	8050800078	Fixation kit including seal for flush pipe
6	8050411401	Cover white including buttons
	8050412601	Buttons white
7	8050887260	Bridging piece
8	8050882382	Nut cover cap white
9	8050882480	Closing cap white
10	8050882430	Nut for flush pipe white
11	8050110101	Flush pipe 230 x 210 white
12	8050985530	Flush pipe connector
13	1403987112	Stop valve G 1/2
14	1405987116	Copper connection pipe
15	8050883649	Bridging piece buttons

## AP260 / WISA 470



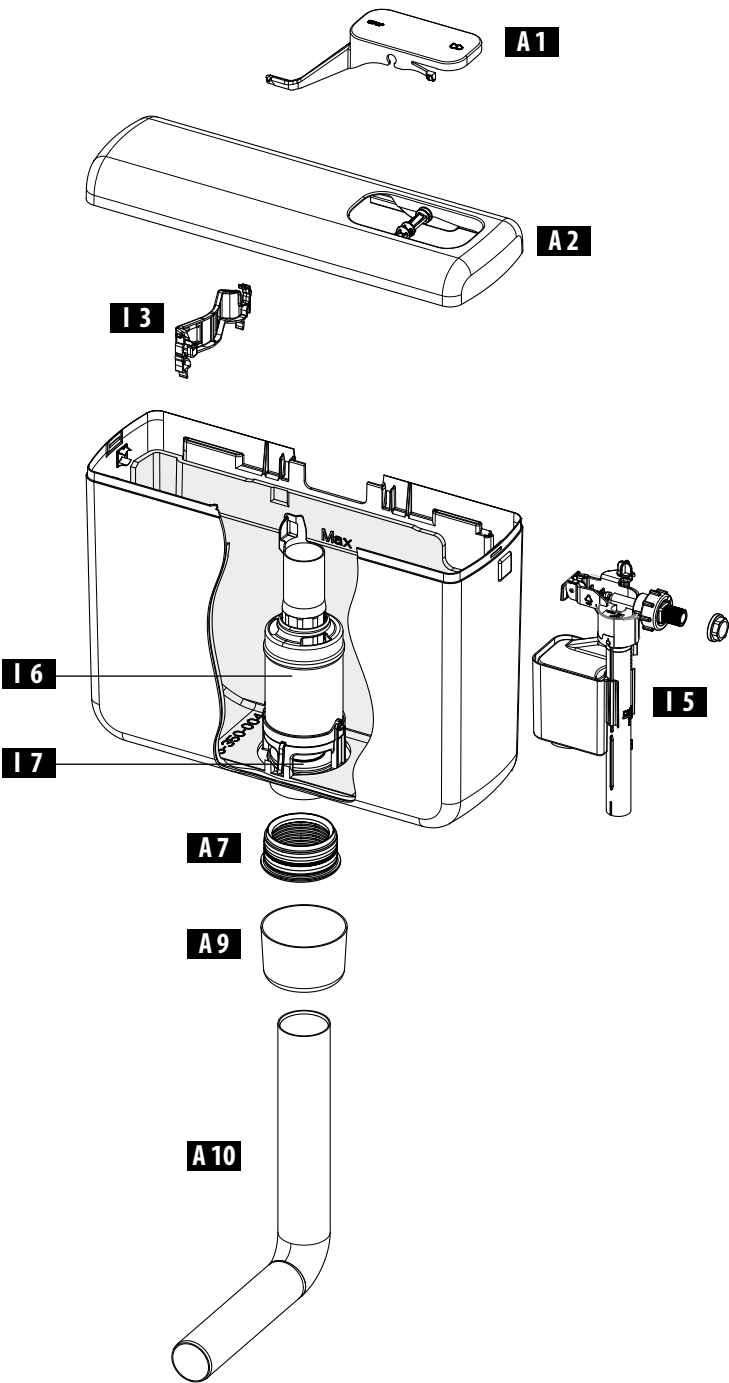
Pos.	WISA Art. nr.	Description
1	8035432795	Fill valve HVK G 3/8
2	8050800527	Flush valve including rubber seal
3	1411988440	Flush valve rubber seal
4	8050882450	Seal for flush pipe
5	8050800078	Fixation kit including seal for flush pipe (8050882450)
6	8050410301	Cover with flushing button - white
	8050410303	Cover with flushing button - beige
	8050887960	Cover with flushing button - manhattan
	8050887964	Cover with flushing button - pergamon
7	8050883276FM	Bridging piece
8	8050882382	Nut cover cap - white
	8050886394	Nut cover cap - beige
	8050886379	Nut cover cap - manhattan
	8050886397	Nut cover cap - pergamon
9	8050882480	Closing cap - white
	8050882482	Closing cap - beige
	8050886249	Closing cap - manhattan
	8050886237	Closing cap - pergamon
10	8050882430	Nut for flush pipe - white
	8050882432	Nut for flush pipe - beige
	8050882224	Nut for flush pipe - manhattan
	8050882227	Nut for flush pipe - pergamon
11	8050110101	Flush pipe 230 x 210 - white
	8050110114	Flush pipe 230 x 210 - pergamon
12	8050985530	Flush pipe connector
13	8050885205	Mounting bracket
14	1403987112	Stop valve G 1/2
15	1405987116	Copper connection pipe

## AP270 / WISA 1000



Pos.	WISA Art. nr.	Description
1	8035432795	Fill valve HVK G 3/8
2	8050800507	Flush valve with gasket
3	1411988440	Flush valve rubber seal
4	8050882450	Seal for flush pipe
5	8050800078	Fixation kit including seal for flush pipe (8050882450)
6	8050410801	Cover with flushing button - white
	8050410803	Cover with flushing button - beige
	8050410814	Cover with flushing button - pergamon
	8050410810	Cover with flushing button - manhattan
	8050883533	Cover with flushing button - bermuda
	8050883551	Cover with flushing button - calypso
7	1401980620	Spring for push button
8	8050883652	Bridging piece for
9	8050883653	Lever for
10	8050882382	Nut cover cap - white
	8050886394	Nut cover cap - beige
	8050886379	Nut cover cap - manhattan
	8050886397	Nut cover cap - pergamon
11	8050883750	Closing cap - white
	8050883752	Closing cap - beige
12	8050882430	Nut for flush pipe - white
	8050882432	Nut for flush pipe - beige
	8050882224	Nut for flush pipe - manhattan
	8050882227	Nut for flush pipe - pergamon
13	8050110101	Flush pipe 230 x 210 - white
	8050110114	Flush pipe 230 x 210 - pergamon
14	8050985530	Flush pipe connector
15	1403987112	Stop valve G 1/2
16	1405987118	Copper connection pipe
17	8050883620	Fixation ring - white
	8050883622	Fixation ring - beige

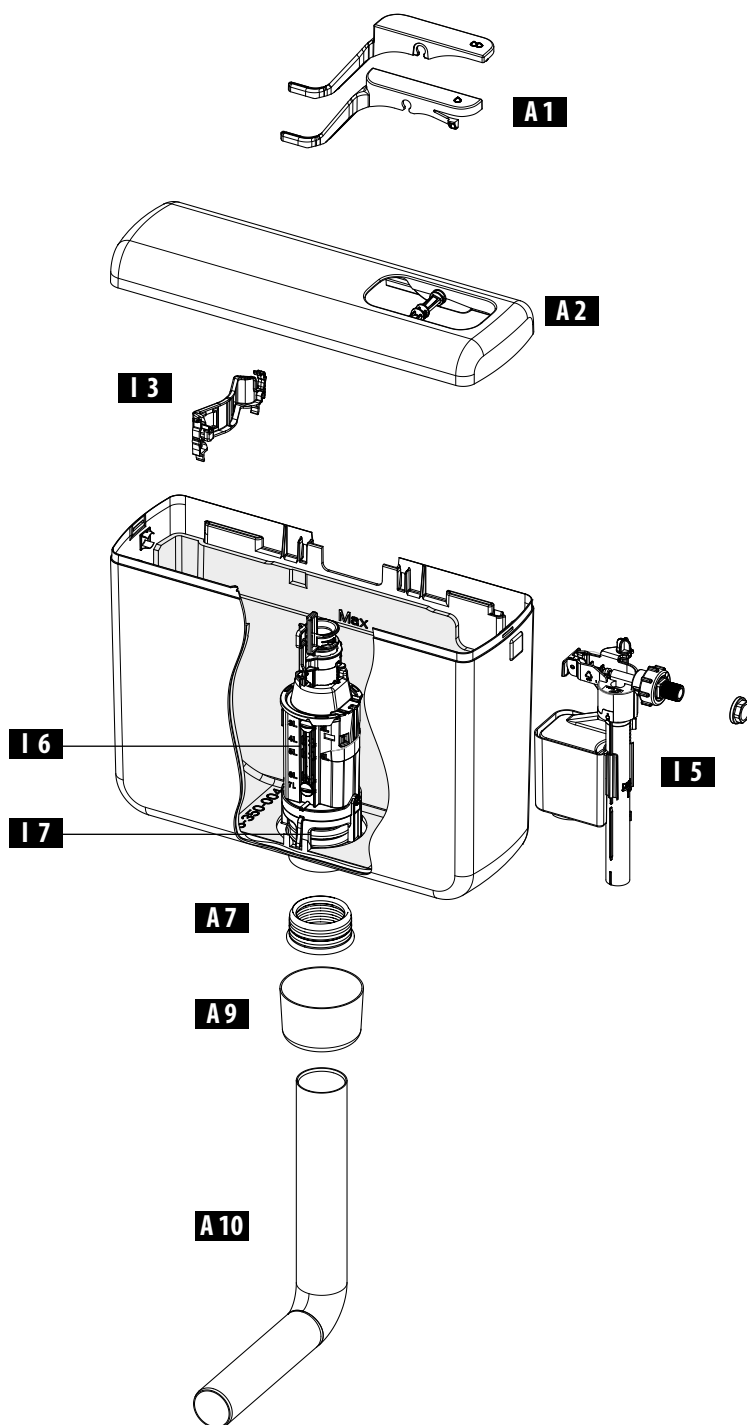
AP410



Pos.	Art. nr.	EAN-Code	Description	Color	Details
A 1	635735	3838912039422	Function button	White	
A 2	635728	3838912038920	Flushing cistern cover	White	Without function button
A 7	243281	3838912032911	Flush pipe gasket		
A 9	243277	3838912032928	Rosette	White	
A10	607359	3838912029720	Flush pipe elbow	White	
A10	674830	3838912063250	Flushing elbow 325 x 220 mm	White	
I 3	635739	3838912039828	Fill valve retainer		
I 5	628458	3838912038012	Fill valve		
I 6	635738*	3838912039729	Flush valve		Complete with seal
I 7	243275	3838912033918	Valve seal		

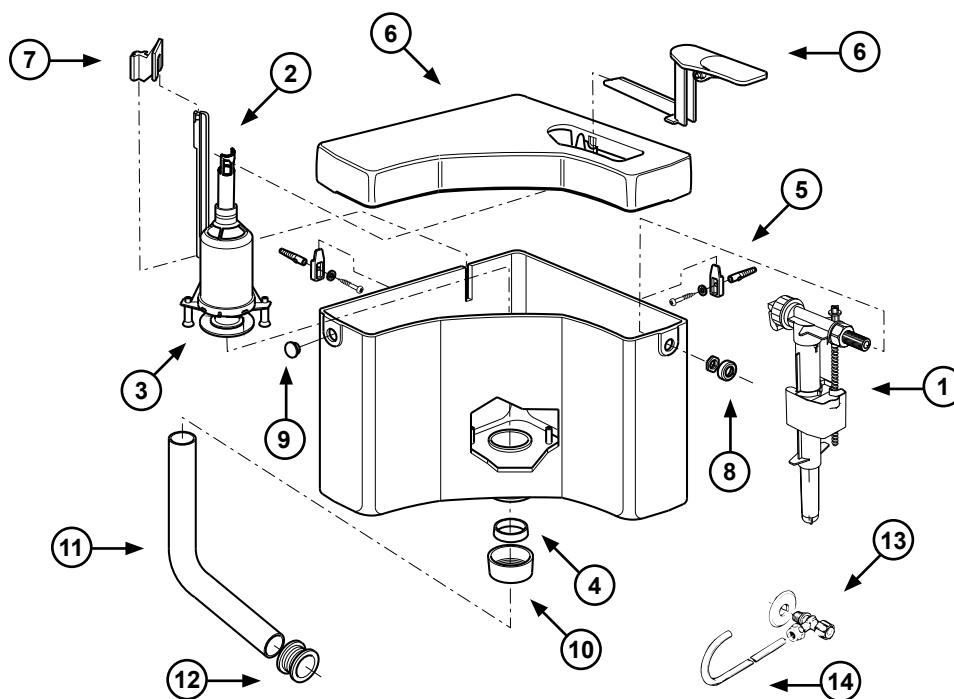
\* Phase out product, check availability

## AP412



Pos.	Art. nr.	EAN-Code	Description	Color	Details
A 1	635726	3838912039811	Function buttons	White	
A 2	635728	3838912038920	Flushing cistern cover	White	Without function buttons
A 7	243281	3838912032911	Flush pipe gasket		
A 9	243277	3838912032928	Rosette	White	
A10	607359	3838912029720	Flush pipe elbow	White	
A10	674830	3838912063250	Flushing elbow 325 x 220 mm	White	
I 3	635739	3838912039828	Fill valve retainer		
I 5	628458	3838912038012	Fill valve		
I 6	635737	3838912039620	Flush valve		Complete with seal
I 7	243275	3838912033918	Valve seal		

## AP240 / WISA 444 (FROM SEPTEMBER 1999)

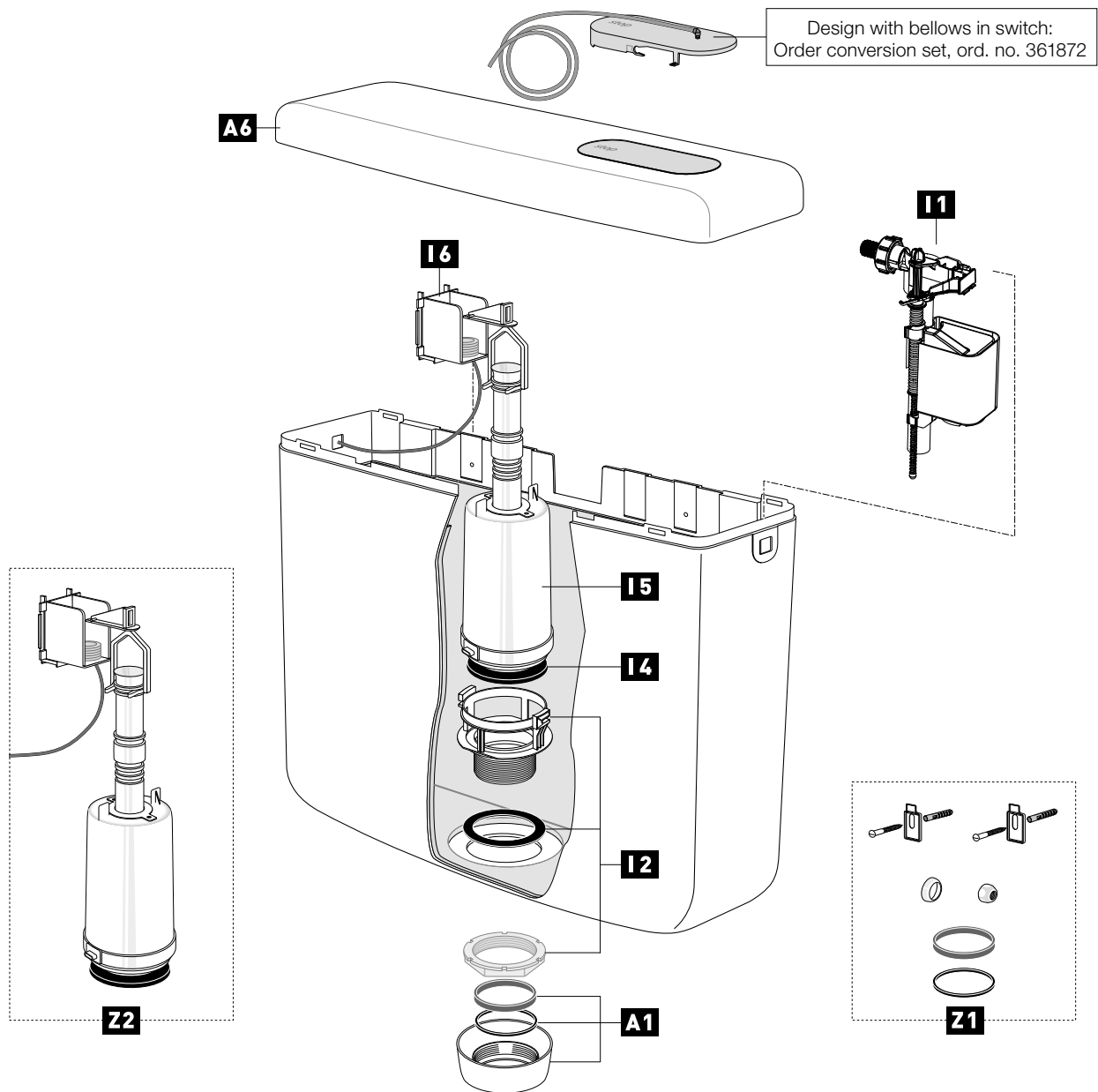


Pos.	WISA Art. nr.	Description
1	8035432795	Fill valve HVK G 3/8
2	8050800500	Flush valve including rubber seal
3	1411988440	Flush valve rubber seal 28 x 65 x 3
4	8050390037	Bag of flush valve rubber seal 28 x 65 x 3 (5 pc.)
4	8050882450	Seal for flush pipe
	8050390025	Bag of seal for flush pipe (5 pc.)
5	8050800078	Fixation kit including seal for flush pipe
6	8050410401	Cover and button white
	8050410414	Cover and button pergamon
	8050411701	Button white
7	8050887076	Bridging piece
8	8050882382	Nut cover cap white
	8050886397	Nut cover cap pergamon
9	8050882480	Closing cap white
	8050886237	Closing cap pergamon
10	8050882430	Nut for flush pipe white
	8050390002	Bag of nut for flush pipe white (5 pc.)
	8050882227	Nut for flush pipe pergamon
11	8050110101	Flush pipe 230 x 210 white
	8050110114	Flush pipe 230 x 210 pergamon
12	8050985530	Flush pipe connector
	8050390093	Bag of flush pipe connector (5 pc.)
13	1403987112	Stop valve G 1/2
14	1405987119	Copper connection pipe



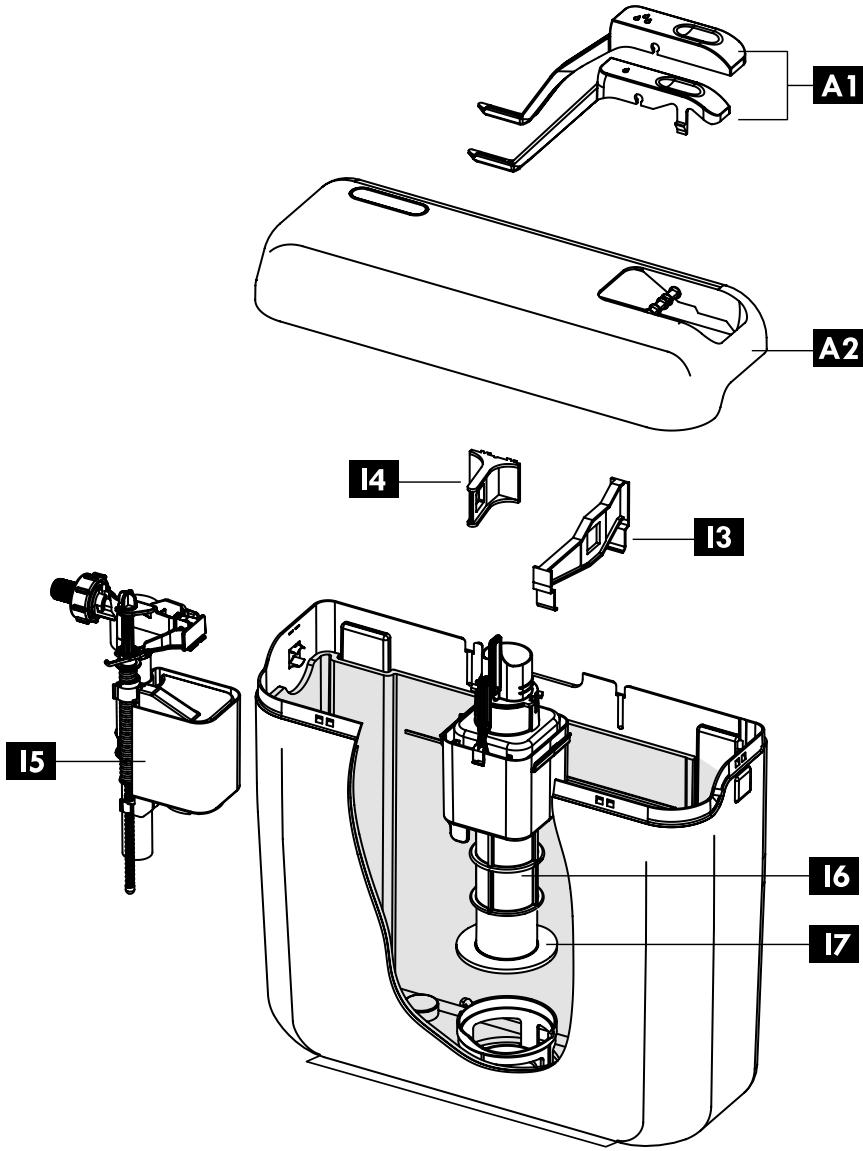
## AP164 PNEUMATIC (164.1701 / 64.090)

for pneumatical activation



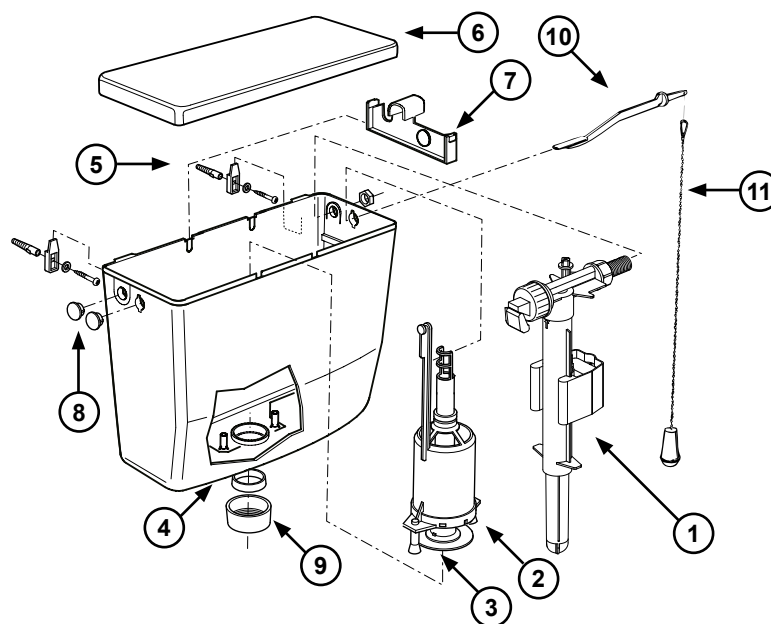
Pos.	Art. nr.	EAN-Code	Description	Color	Details
A 1	363776	4016817024159	Rosette	White	With gasket + abrasive ring
A 6	251567	3838912033826	Flushing cistern cover	White	With function button
I 1	747E-036-P20	3838912063496	747 FILL VALVE		
I 2	251166	3838912033819	Valve seat		Complete
I 4	351517	3838912033901	Valve seal		
I 5	363780	4016817024463	Flush valve		Complete with seal
I 6	363757	4016817026382	Bellows bracket		Complete
Z 1	366306*	3838912029317	Service pack		
Z 2	361872*	3838912033222	Conversion set for design with bellows		

AP122 MONOBLOCK



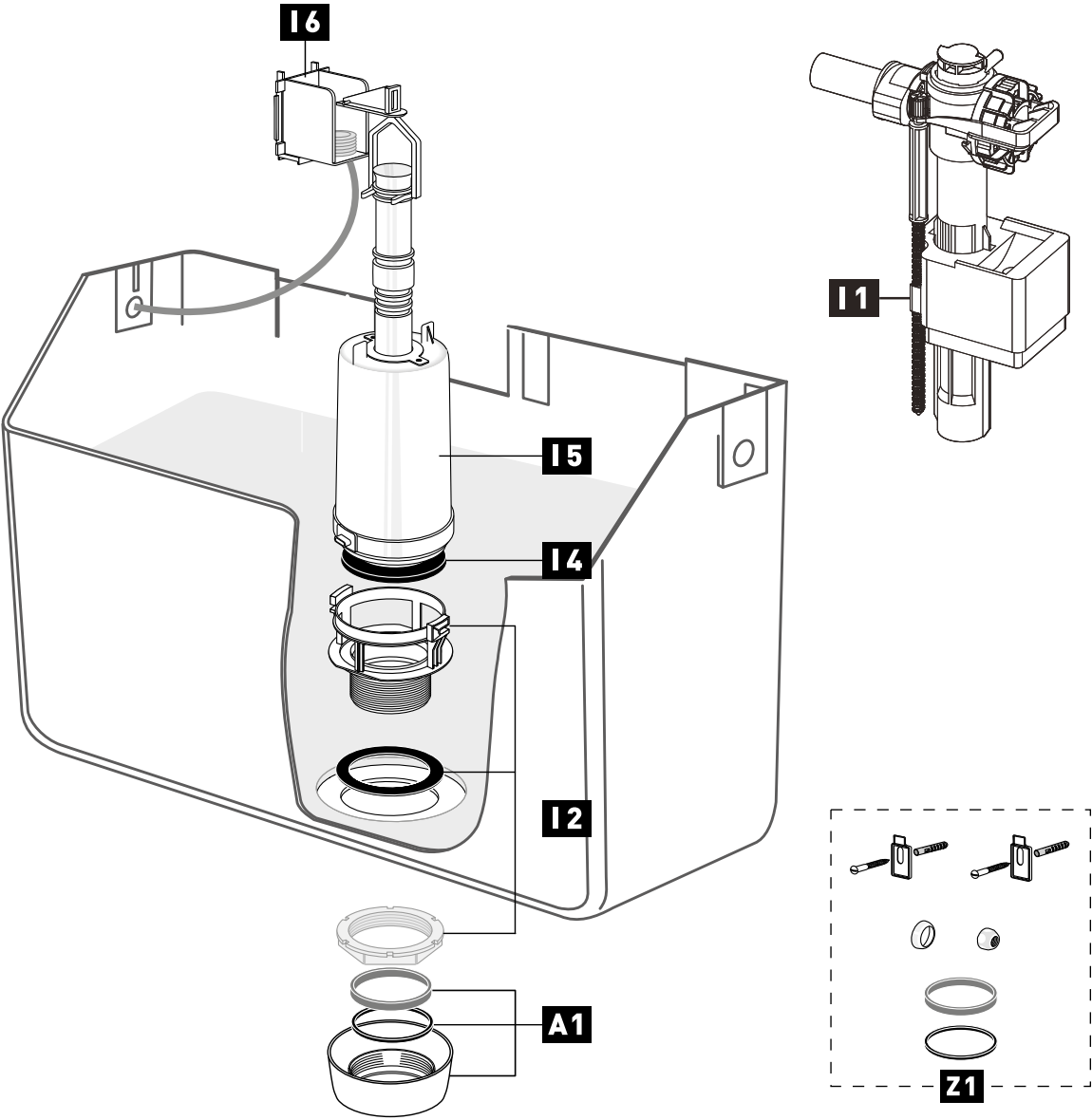
Pos.	Art. nr.	EAN-Code	Description	Color	Details
A 1	243276	3838912032829	Function buttons	White	
A 2	243278	3838912032904	Flushing cistern cover	White	Without function buttons
I 3	243282	3838912033017	Fill valve retainer 1		
I 4	243285	3838912033024	Fill valve retainer 2		
I 5	628458	3838912038012	Fill valve		
I 6	243280	3838912033109	Flush valve		Complete with seal
I 7	243275	3838912033918	Valve seal		

## AP210 / WISA 285



Pos.	WISA Art. nr.	Description
1	8035432795	Fill valve HVK G 3/8
2	8050800500	Flush valve including rubber seal
3	1411988440	Flush valve rubber seal 28 x 65 x 3
	8050390037	Bag of flush valve rubber seal 28 x 65 x 3 (5 pc.)
4	8050882450	Seal for flush pipe
	8050390025	Bag of seal for flush pipe (5 pc.)
5	8050800078	Fixation kit including seal for flush pipe
6	8050411101	Cover in carton
7	8050881400	Bridging piece
8	8050882480	Closing cap white
9	8050882430	Nut for flushpipe white
	8050390002	Bag of nut for fluspipe white (5 pc.)
10	1409986000	Flush pipe white
11	8050800080	Fixation kit flush pipe
12	8050882100	Flow reducer white
13	8050882050	Lever
14	1409986070	Pull chain
15	8050421550	Flush interruption kit - pulling rod

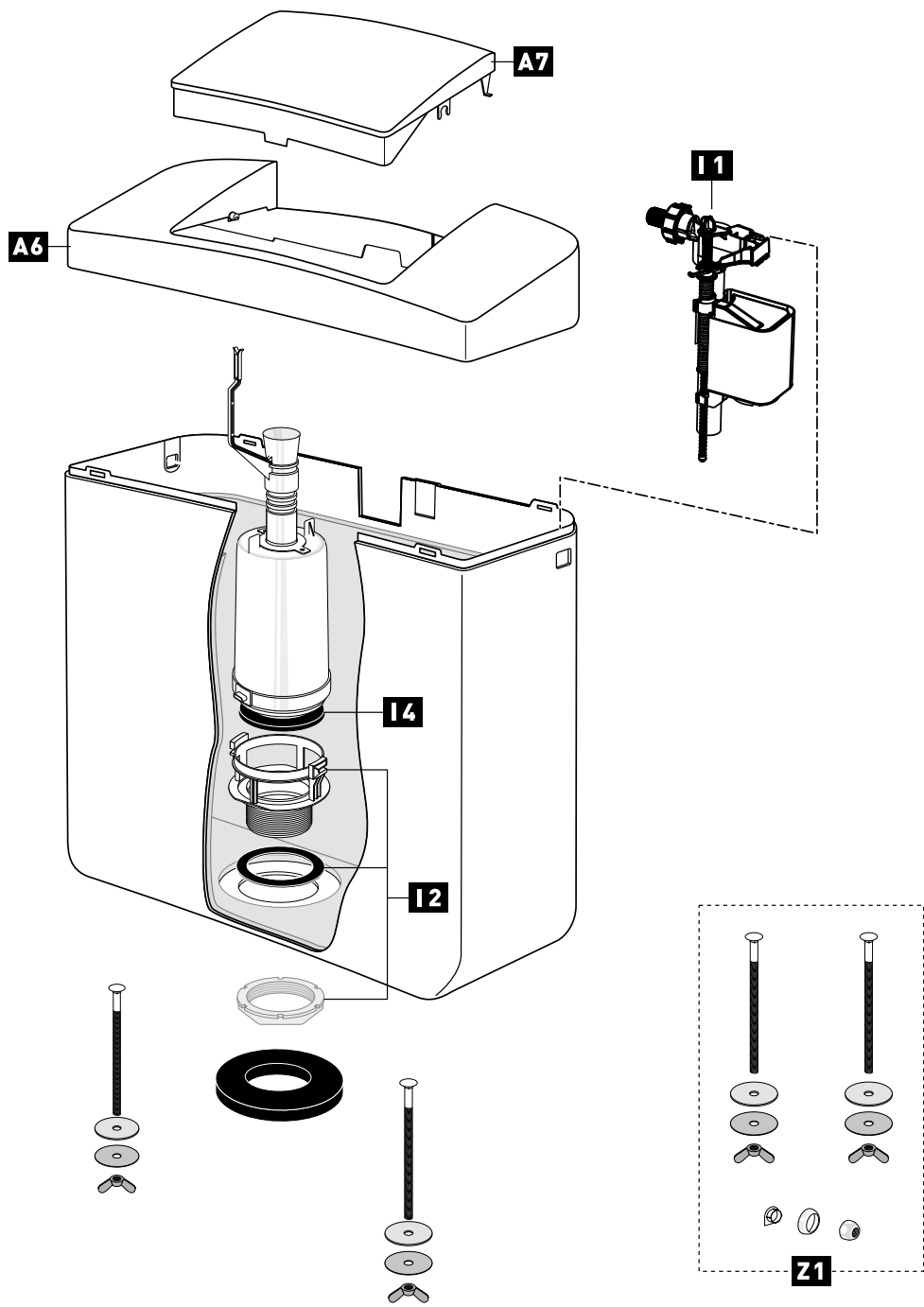
AP134 CH (134.1401)



Pos.	Art. nr.	EAN-Code	Description	Color	Details
A 1	363776	4016817024159	Rosette	White	With sealing + slip ring
I 1	747E-036-P20	3838912063496	747 FILL VALVE		
I 2	251166	3838912033819	Valve seat		Complete
I 4	351517	3838912033901	Fill valve seal		
I 5	361815	3838912036919	Flush valve		With seal
I 6	361062	3838912036827	Console with hose		
Z 1	366306	3838912029317	Service pack		

AP 155.23XX (55.300 / 155.21XX (55.303))

since 1996, attached to WC ceramics

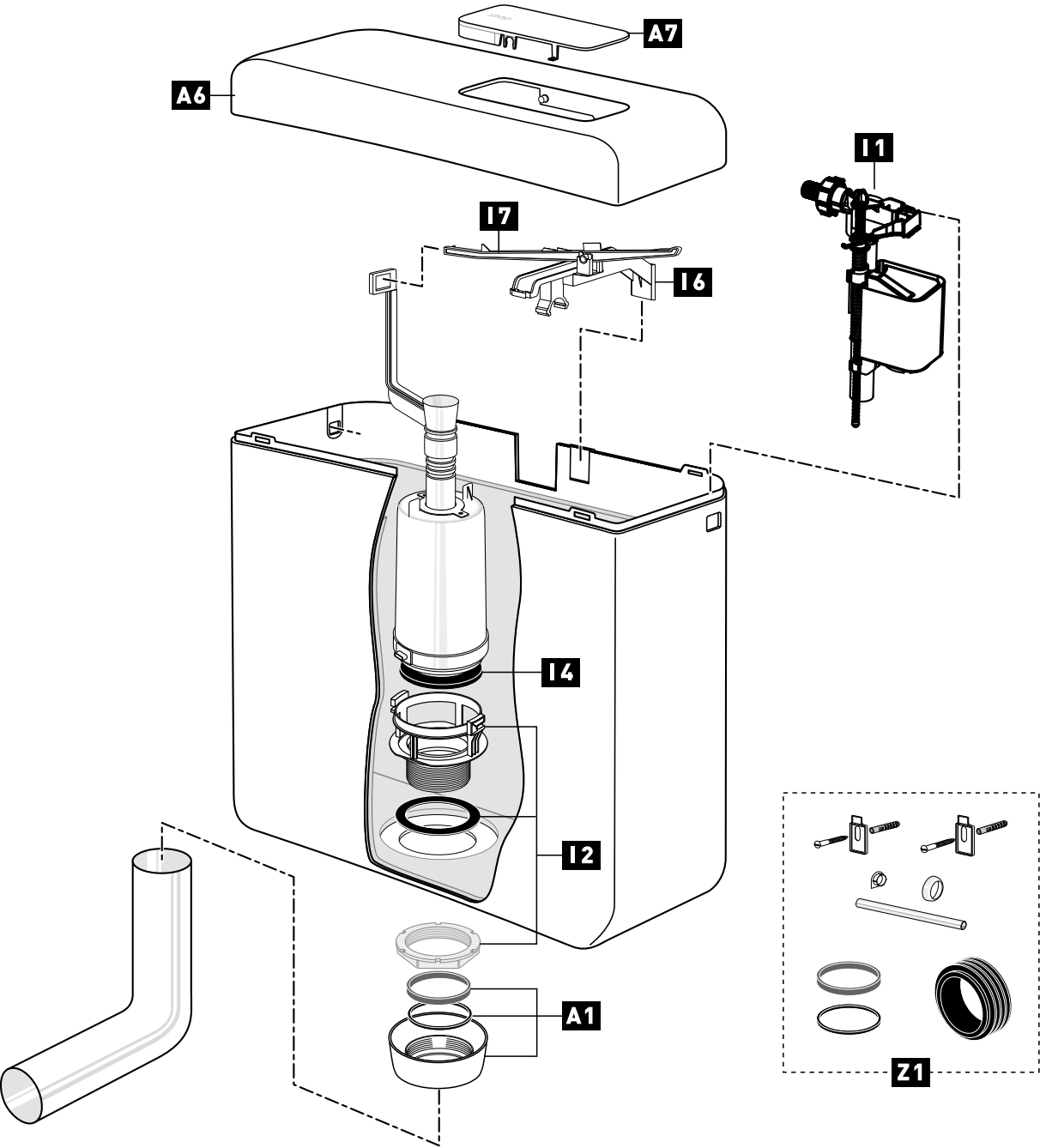


EXPIRING ITEM, please check availability before ordering

Pos.	Art. nr.	EAN-Code	Description	Color	Details
A 6	239794	3838912035905	Flushing cistern cover	White	With function button
A 7	239795	3838912035912	Function button	White	
I 1	628458	3838912038012	Fill valve		
I 2	251166	3838912033819	Valve seat		Complete
I 4	351517	3838912033901	Valve seal		
Z 1	363819	4016817026351	Service pack		

AP 150.1901 (50.000)

low-hung

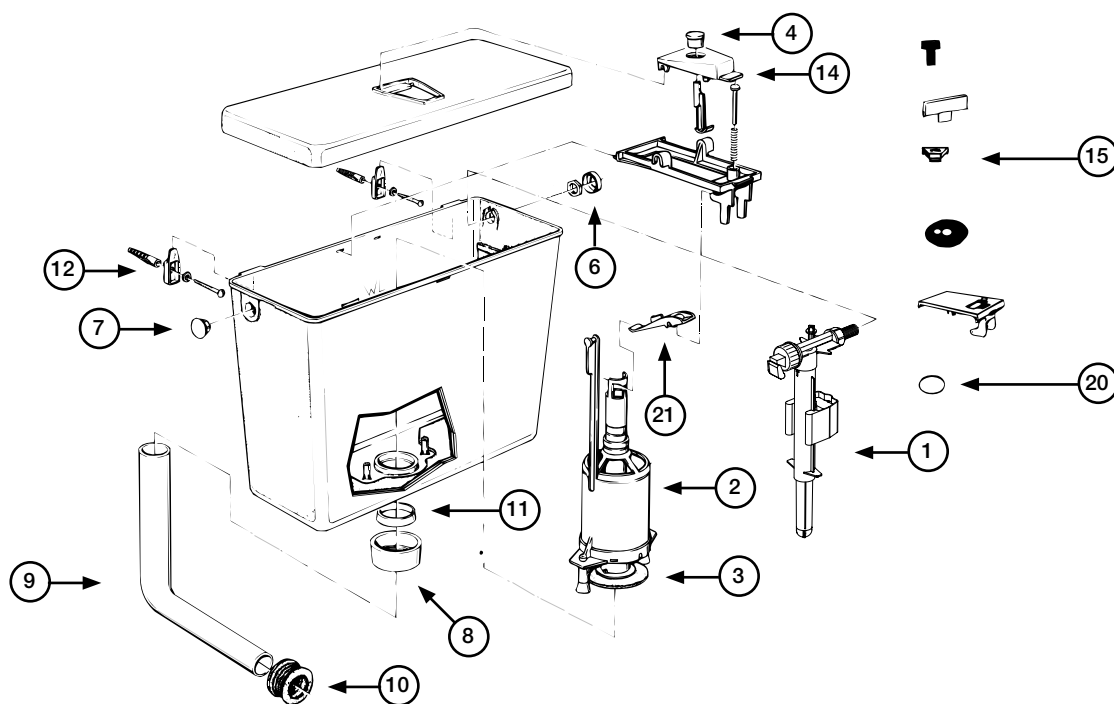


EXPIRING ITEM, please check availability before ordering

Pos.	Art. nr.	EAN-Code	Description	Color	Details
A 1	363776	4016817024159	Rosette	White	With gasket + abrasive ring
A 6	235138*	3838912035219	Flushing cistern cover	White	With function button
A 7	234163	3838912034502	Function button	White	
I 1	628458	3838912038012	Fill valve		
I 2	251166	3838912033819	Valve seat		Complete
I 4	351517	3838912033901	Valve seal		
I 6	241287*	3838912036117	Lever support		
I 7	241332	3838912032805	Actuation lever		
Z 1	363820	4016817026368	Service pack		

\* Phase out product, check availability

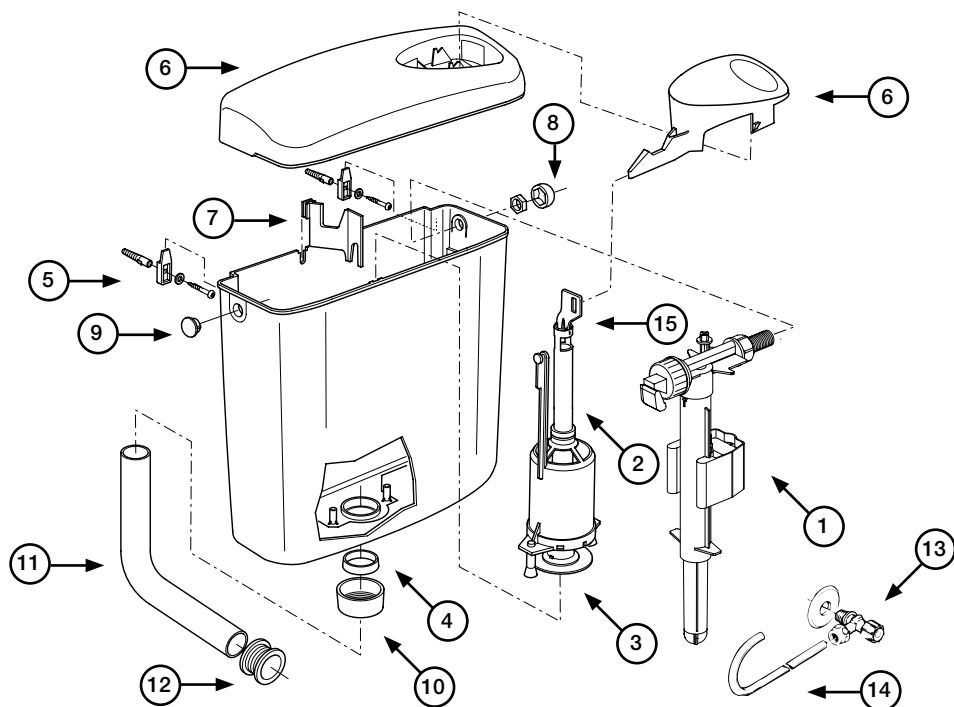
## WISA 250



Pos.	WISA Art. nr.	Description
1	8035432795	Fill valve HVK G 3/8
2	8050800500	Flush valve for WISA 250/350/444 including rubber seal
3	1411988440	Flush valve rubber seal 28 x 65 x 3
4	8050885740	Flush interruption button white
6	8050882382	Nut cover cap white
7	8050882480	Closing cap white
8	8050882430	Nut for flush pipe white
9	8050110101	Flush pipe 230 x 210 white
10	8050985530	Flush pipe connector
11	8050882450	Seal for flush pipe
12	8050800078	Fixation kit including seal for flush pipe
14	8050428020	Button WISA 250 white
15	8050885500	Button WISA 250 without flush interruption white
20	1411988437	Flush mechanism rubber seal 23,5 x 69 x 3 (old model)
21	8050885402	Lever

Cistern was last manufactured in year 1997.

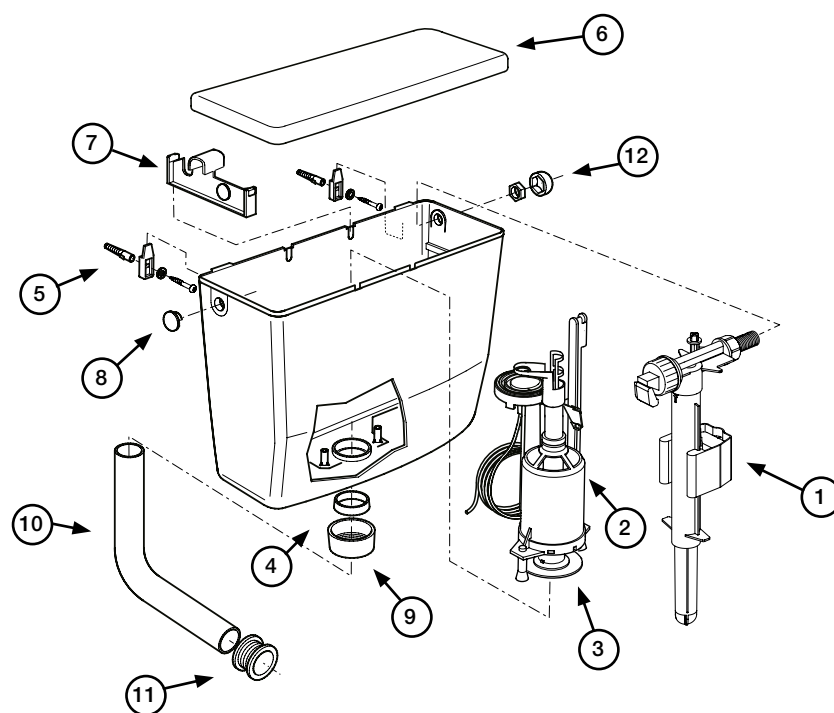
## WISA 300



Pos.	WISA Art. nr.	Description
1	8035432783	Fill valve HVK G 3/8
2	8050800527	Flush valve WISA 300 (including rubber seal)
	8050800529	Flush valve WISA 300 pneumatic (including rubber seal)
3	1411988440	Flush valve rubber seal 28 x 65 x 3
	8050390037	Bag of flush valve rubber seal 28 x 65 x 3 (5 pc.)
4	8050882450	Seal for flush pipe
	8050390025	Bag of seal for flush pipe (5 pc.)
5	8050800078	Fixation kit including seal for flush pipe
6	8050410101	Cover including button WISA 300 white
	8050411501	Button WISA 300 white
7	8050883276	Bridging piece WISA 300
8	8050882480	Nut cover cap white
	8050882482	Nut cover cap beige
	8050886237	Nut cover cap pergamon
9	8050882382	Closing cap white
	8050886394	Closing cap beige
	8050886397	Closing cap pergamon
10	8050882430	Nut for flush pipe white
	8050390002	Bag of nut for flush pipe white (5 pc.)
	8050882432	Nut for flush pipe beige
	8050882227	Nut for flush pipe pergamon
11	8050110101	Flush pipe 230 x 210 white
	8050110114	Flush pipe 230 x 210 pergamon
12	8050985530	Flush pipe connector
	8050390093	Bag of flush pipe connector (5 pc.)
13	1403987112	Stop valve G 1/2
14	1405987116	Copper connection pipe
15	8050883277	Lifting bracket WISA 300

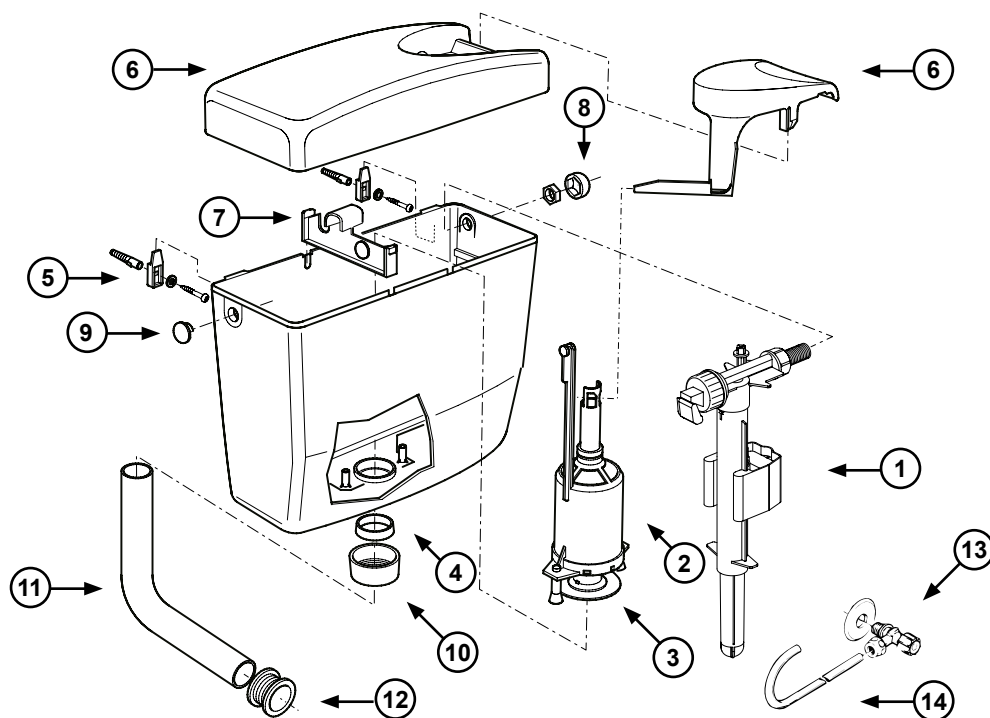


## WISA 350 UC



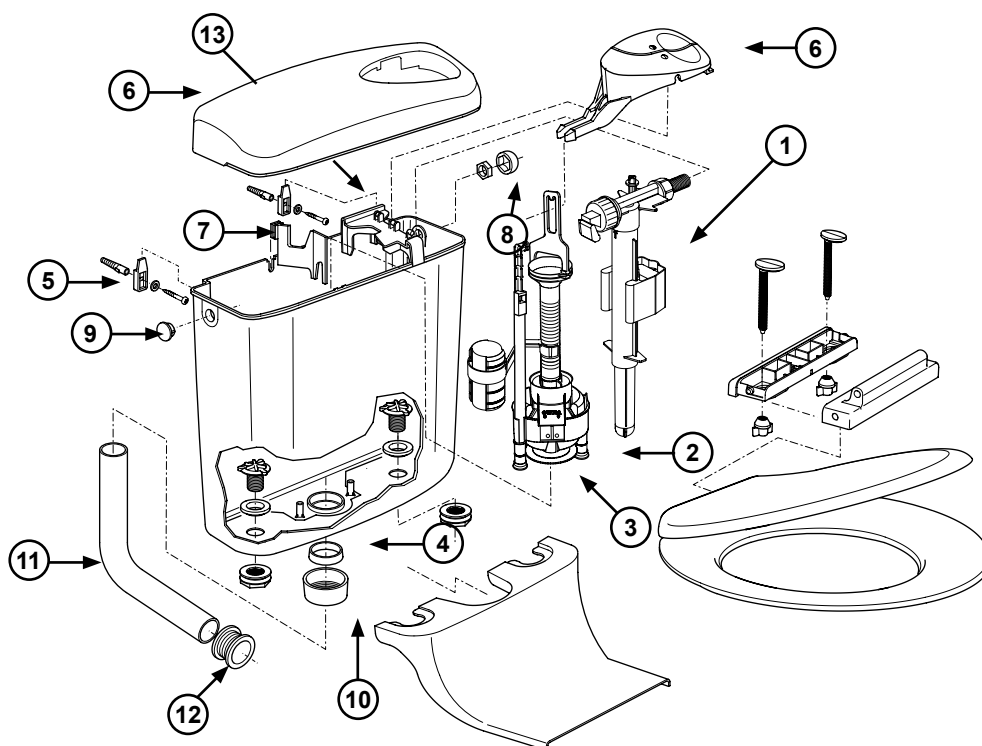
Pos.	WISA Art. nr.	Description
1	8035432783	Fill valve HVK G 3/8
2	8050800533	Flush valve pneumatic including rubber seal
3	1411988440	Flush valve rubber seal 28 x 65 x 3
	8050390037	Bag of flush valve rubber seal 28 x 65 x 3 (5 pc.)
4	8050882450	Seal for flush pipe
	8050390025	Bag of seal for flush pipe (5 pc.)
5	8050800075	Fixation kit
6	8050411101	Cover WISA 350 in carton
7	8050881400	Bridging piece WISA 350
8	8050882480	Closing cap white
	8050390067	Bag of closing cap white (5 pc.)
9	8050882430	Nut for flush pipe white
	8050390002	Bag of nut for flush pipe white (5 pc.)
10	1409985680	Flush pipe white
11	8050985530	Flush pipe connector
	8050390093	Bag of flush pipe connector (5 pc.)
12	8050882382	Nut cover cap white

## WISA 900



Pos.	WISA Art. nr.	Description
1	8035432795	Fill valve HVK G 3/8
2	8050800500	Flush valve including rubber seal
3	1411988440	Flush valve rubber seal 28 x 65 x 3
4	8050882450	Seal for flush pipe
5	8050800078	Fixation kit including seal for flush pipe
6	8050410201	Cover and button white
	8050410210	Cover and button manhattan
7	8050881400	Bridging piece WISA 370/259
8	8050882382	Nut cover cap white
	8050886394	Nut cover cap beige
	8050886379	Nut cover cap manhattan
	8050886397	Nut cover cap pergamon
9	8050882480	Closing cap white
	8050882482	Closing cap beige
	8050886249	Closing cap manhattan
	8050886237	Closing cap pergamon
10	8050882430	Nut for flush pipe white
	8050882432	Nut for flush pipe beige
	8050882224	Nut for flush pipe manhattan
	8050882227	Nut for flush pipe pergamon
11	8050110101	Flush pipe 230 x 210 white
	8050110114	Flush pipe 230 x 210 pergamon
12	8050985530	Flush pipe connector
13	1403987522	Stop valve G 1/2
14	1405987126	Copper connection pipe

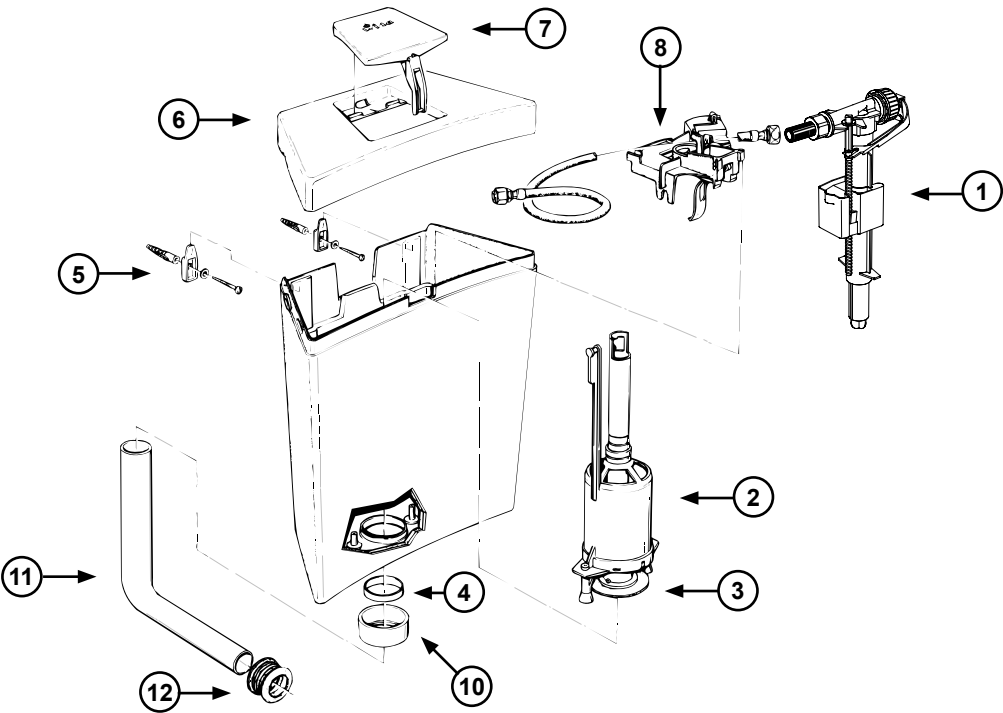
## WISA 450



Pos.	WISA Art. nr.	Description
1	8035432795	Fill valve HVK G 3/8
2	8050800101	Conversion set WISA 336 white
3	8035390111	Rubber seal
4	8050882450	Seal for flush pipe
5	8050800078	Fixation kit including seal for flush pipe
6	8050411401	Cover and buttons WISA 450 white
7	8050883276	Bridging piece WISA 450
8	8050882382	Nut cover cap white
9	8050882480	Closing cap white
10	8050882430	Nut for flush pipe white
11	8050110101	Flush pipe 230 x 210
12	8050985530	Flush pipe connector
13	8050883649	Bridging piece buttons WISA 450

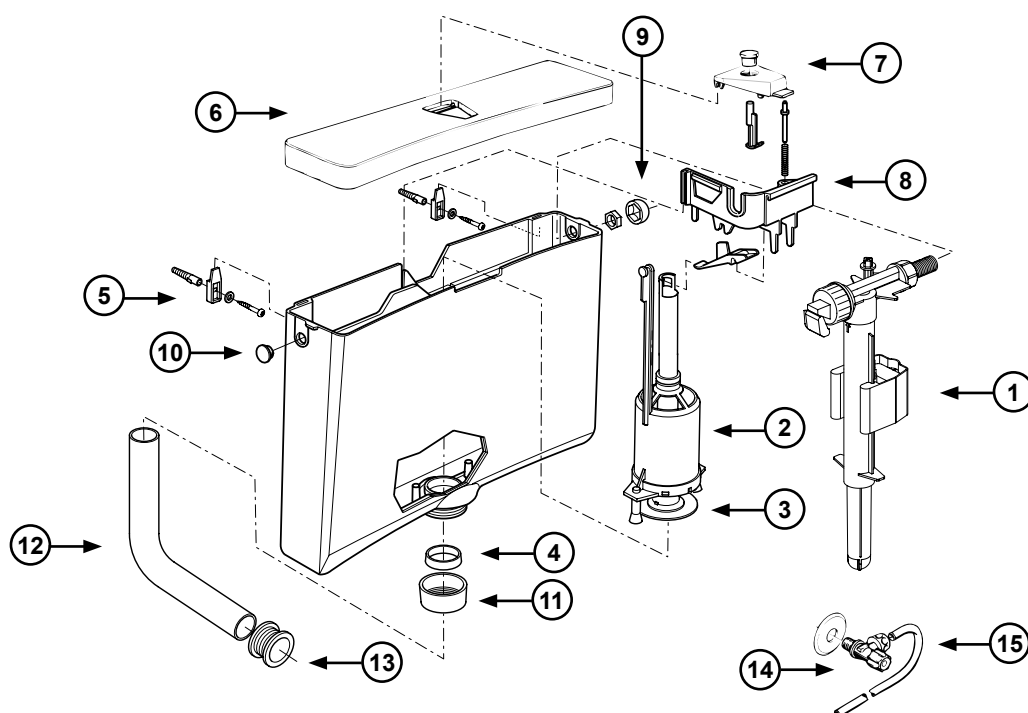
Cistern was last manufactured in year 2006.

WISA 600



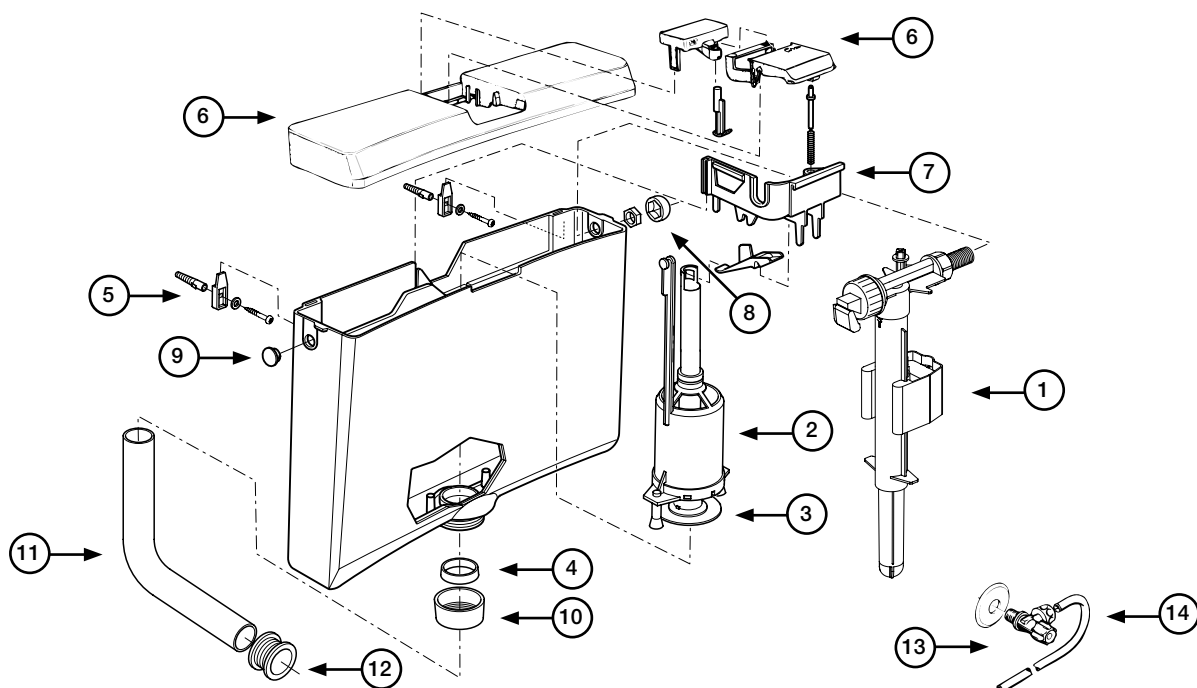
Pos.	WISA Art. nr.	Description
1	8035432795	Fill valve HVK G 3/8
2	8050800507	Flush valve WISA 600 including rubber seal
3	1411988440	Flush valve rubber seal 28 x 65 x 3
4	8050882450	Seal for flush pipe
5	8050800078	Fixation kit including seal for flush pipe
6	8050801600	Cover WISA 600 white
7	8050881620	Button WISA 600 white
8	8050881610	Bridging piece WISA 600
10	8050882430	Nut for flush pipe white
11	8050110101	Flush pipe 230 x 210 white
12	8050985530	Flush pipe connector

## WISA 750



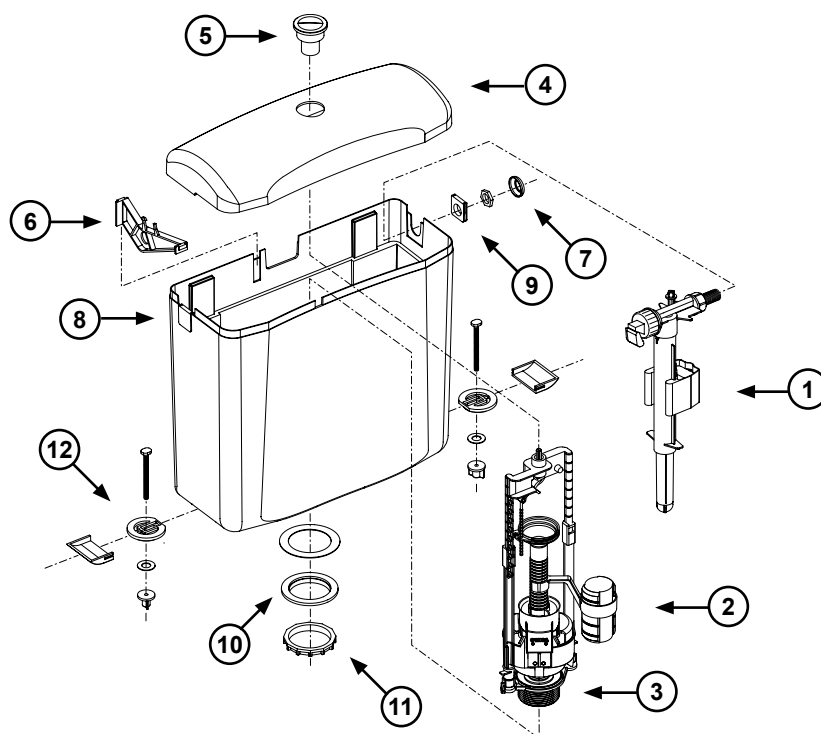
Pos.	WISA Art. nr.	Description
1	8035432795	Fill valve HVK G 3/8
2	8050800504	Flush valve WISA 670 including rubber seal
3	1411988440	Flush valve rubber seal 28 x 65 x 3
	1411988436	Flush valve rubber seal (old model)
4	8050882450	Seal for flush pipe
5	8050800078	Fixation kit including seal for flush pipe
6	8050410501	Cover and button white
	8050410503	Cover and button beige
	8050410510	Cover and button manhattan
7	8050411901	Complete flushing button (old, with rinsing interruption) white
	8050428022	Complete flushing button (old, with rinsing interruption) beige
	8050428027	Complete flushing button (old, with rinsing interruption) pergamon
8	8050800237	Bridging piece complete
	8050870004	Interrupting pin
	8050882851	Pressure
	1401980441	Spring for pressure pin
9	8050882382	Nut cover cap white
	8050886394	Nut cover cap beige
	8050886379	Nut cover cap manhattan
	8050886397	Nut cover cap pergamon
10	8050882480	Closing cap white
	8050882482	Closing cap white beige
	8050886249	Closing cap white manhattan
	8050886237	Closing cap white pergamon
11	8050882430	Nut for flush pipe white
	8050882432	Nut for flush pip beige
	8050882224	Nut for flush pip manhattan
	8050882227	Nut for flush pip pergamon
12	8050110101	Flush pipe 230 x 210 white
	8050110114	Flush pipe 230 x 210 pergamon
13	8050985530	Flush pipe connector
14	1403987112	Stop valve G 1/2
15	1405987118	Copper connection pipe

## WISA 790



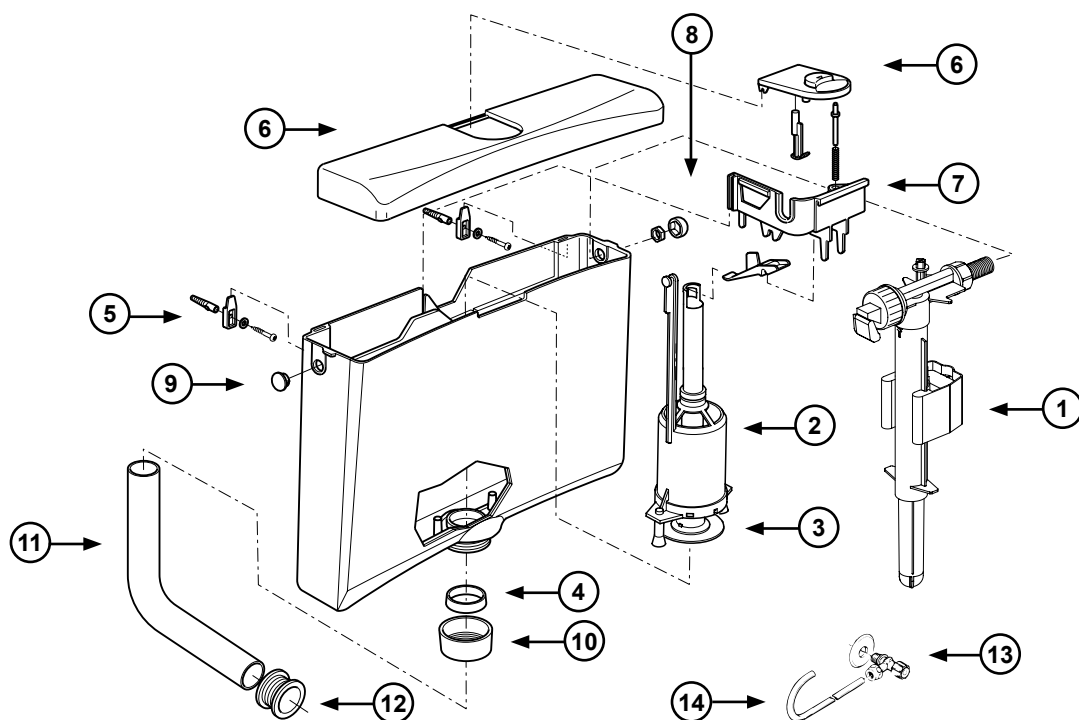
Pos.	WISA Art. nr.	Description
1	8035432795	Fill valve HVK G 3/8
2	8050800504	Flush valve WISA 790 including rubber seal
3	1411988440	Flush valve rubber seal 28 x 65 x 3
	8050390037	Bag of flush valve rubber seal 28 x 65 x 3 (5 pc.)
4	8050882450	Seal for flush pipe
	8050390025	Bag of seal for flush pipe (5 pc.)
5	8050800078	Fixation kit including seal for flush pipe
6	8050410601	Cover and buttons WISA 790 white
	8050881702	Cover and buttons WISA 790 beige
	8050410610	Cover and buttons WISA 790 manhattan
	8050881790	Cover and buttons WISA 790 white with cover lock
7	8050800237	Bridging piece WISA 790
8	8050882382	Nut cover cap white
	8050886394	Nut cover cap beige
	8050886397	Nut cover cap pergamon
	8050886379	Nut cover cap manhattan
9	8050882480	Closing cap white
	8050882482	Closing cap beige
	8050886237	Closing cap pergamon
	8050886249	Closing cap manhattan
10	8050882430	Nut for flush pipe white
	8050390002	Bag of nut for flus pipe white (5 pc.)
	8050882432	Nut for flush pipe beige
	8050882227	Nut for flush pipe pergamon
	8050882224	Nut for flush pipe manhattan
11	8050110101	Flush pipe 230 x 210 white
	8050110114	Flush pipe 230 x 210 pergamon
12	8050985530	Flush pipe connector
	8050390093	Bag of flush pipe connector (5 pc.)
13	1403987112	Stop valve G 1/2
14	1405987118	Copper connection pipe

## WISA 800 / 800 DF (FROM 1999)



Pos.	WISA Art. nr.	Description
1	8035432795	Fill valve HVK G 3/8
2	8050801502	Flush valve WISA 800 MF including rubber seal
	8050801504	Flush valve WISA 800 DF including rubber seal
3	8035390111	Rubber seal
4	8050411301	Cover WISA 800 white
5	8050802001	Button WISA 800 MF bright chrome
	8050802002	Button WISA 800 DF bright chrome
6	8050881261	Bridging piece WISA 800
7	8050882382	Nut cover cap white
8	8050881240	Closing plate WISA 800
9	8050881250	Installation plate WISA 800 white
10	8035885909	Rubber seal WISA 800
11	8035885917	Nut M59 WISA 800 white
12	8050800090	Fixation kit WISA 800 including bowl rubber

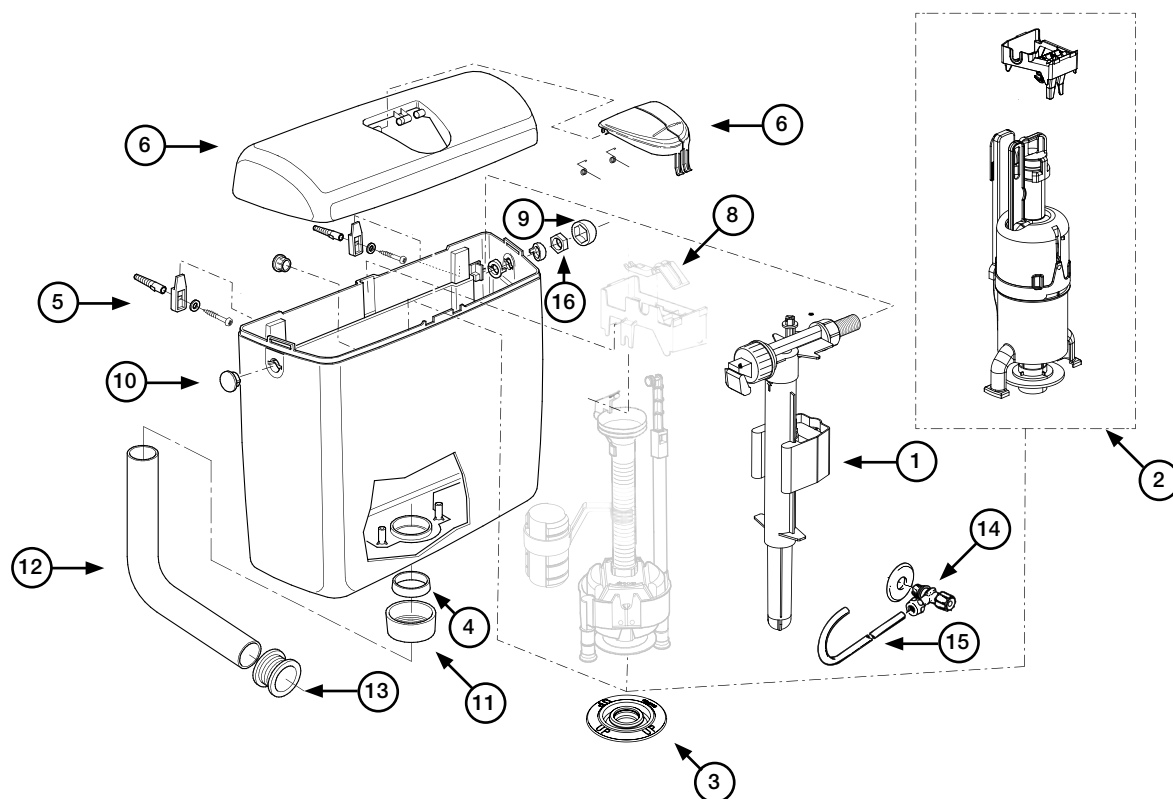
## WISA 870



Pos.	WISA Art. nr.	Description
1	8035432795	Fill valve HVK G 3/8
2	8050800504	Flush valve WISA 570/670/870 including rubber sea
3	1411988440	Flush valve rubber seal 28 x 65 x 3
4	8050882450	Seal for flush pipe
5	8050800078	Fixation kit including seal for flush pipe (8050882450)
	8050889603	Cover WISA 870 with flushing button - beige
	8050889610	Cover WISA 870 with flushing button - manhattan
	8050889614	Cover WISA 870 with flushing button - pergamon
7	8050800237	Bridging piece WISA 670/870, complete
	8050870004	Interrupting pin for WISA 670/870
	8050882851	Pressure pin for WISA 670/870
	8050870003	Lever to holding plate
	1401980441	Spring for pressure pin WISA 670/870
8	8050882382	Nut cover cap - white
	8050886394	Nut cover cap - beige
	8050886379	Nut cover cap - manhattan
	8050886397	Nut cover cap - pergamon
9	8050882480	Closing cap - white
	8050882482	Closing cap - beige
	8050886249	Closing cap - manhattan
	8050886237	Closing cap - pergamon
10	8050882430	Nut for flush pipe - white
	8050882432	Nut for flush pipe - beige
	8050882224	Nut for flush pipe - manhattan
	8050882227	Nut for flush pipe - pergamon
11	8050110101	Flush pipe 230 x 210 - white
	8050110114	Flush pipe 230 x 210 - pergamon
	8050985530	Flush pipe connector
13	1403987112	Stop valve G 1/2
14	1405987118	Copper connection pipe

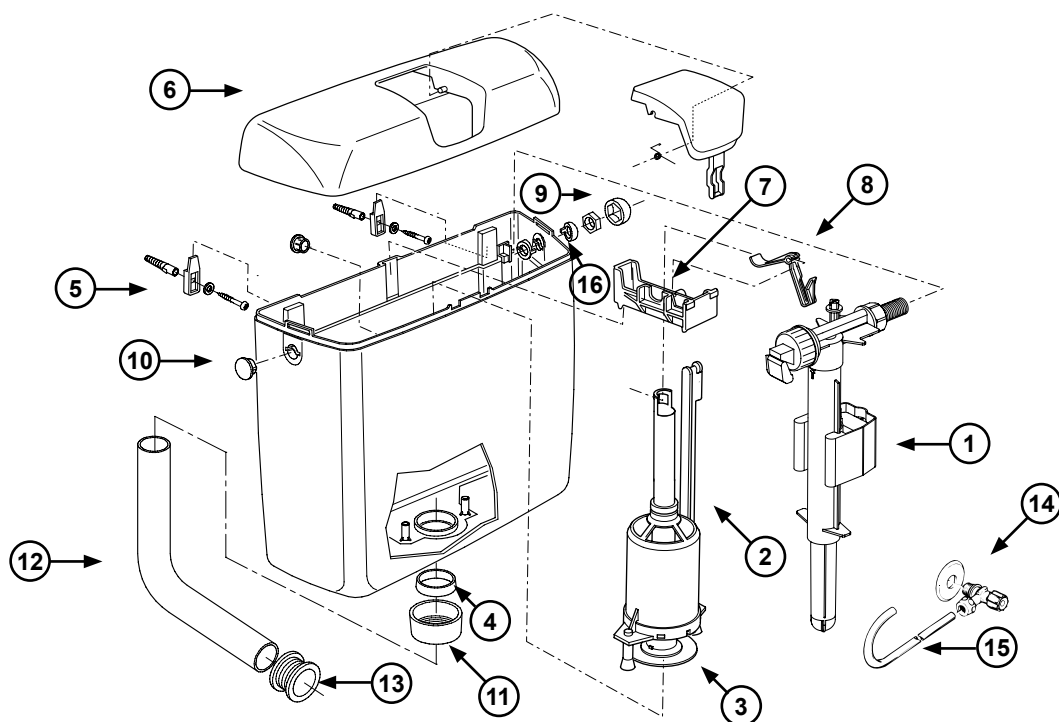


## WISA 1036 DF



Pos.	WISA Art. nr.	Description
1	8035432795	Fill valve HVK G 3/8
2	8050800201	Flush valve including rubber seal
3	8035390111	Rubber seal
4	8050882450	Seal for flush pipe
5	8050800078	Fixation kit including seal for flush pipe
6	8050410901	Cover and buttons white
	8050410903	Cover and buttons beige
	8050884137	Cover and buttons pergamon
8	8050883650	Lever
9	8050882382	Nut cover cap white
	8050886394	Nut cover cap beige
	8050886379	Nut cover cap manhattan
	8050886397	Nut cover cap pergamon
10	8050883750	Closing cap white
	8050883752	Closing cap beige
11	8050882430	Nut for flush pipe white
	8050882432	Nut for flush pipe beige
	8050882224	Nut for flush pipe manhattan
	8050882227	Nut for flush pipe pergamon
12	8050110101	Flush pipe 230 x 210 white
	8050110114	Flush pipe 230 x 210 pergamon
13	8050985530	Flush pipe connector
14	1403987112	Stop valve 1/2"
15	1405987118	Copper connection pipe
16	8050883620	Fixation ring white
	8050883622	Fixation ring beige


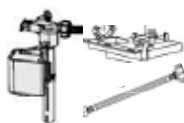


## WISA 1170



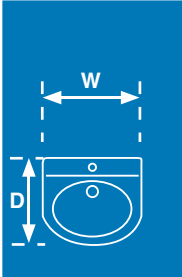
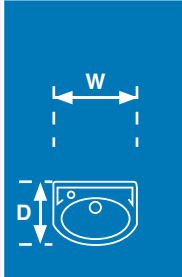
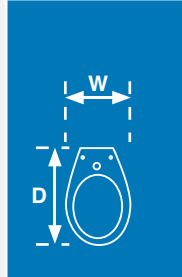
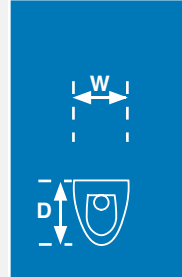
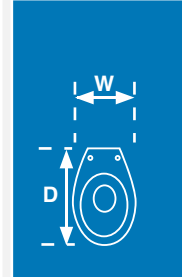
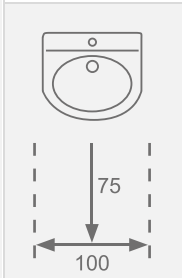
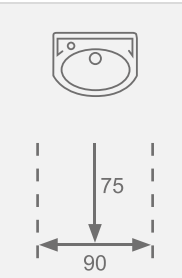
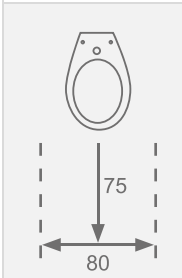

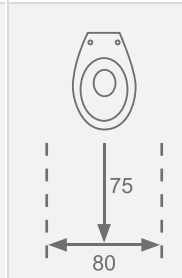
Pos.	WISA Art. nr.	Description
1	8035432795	Fill valve HVK G 3/8
2	8050800507	Flush valve WISA 1170 including rubber seal
3	1411988440	Flush valve rubber seal
4	8050882450	Seal for flush pipe
5	8050800078	Fixation kit, including 8050882450
6	8050411001	Cover WISA 1170 with flushing button white
	8050889910	Cover WISA 1170 with flushing button manhattan
7	8050883652	Bridging piece WISA 1170
8	8050883653	Lever WISA 1170
9	8050882382	Nut cover cap white
	8050886394	Nut cover cap beige
	8050886379	Nut cover cap manhattan
	8050886397	Nut cover cap pergamon
10	8050883750	Closing cap white
	8050883752	Closing cap beige
11	8050882430	Nut for flush pipe white
	8050882432	Nut for flush pipe beige
	8050882224	Nut for flush pipe manhattan
	8050882227	Nut for flush pipe pergamon
12	8050110101	Flush pipe 230 x 210 white
	8050110114	Flush pipe 230 x 210 pergamon
13	8050985530	Flush pipe connector
14	1403987112	Stop valve 1/2"
15	1405987118	Copper connection pipe
16	8050883620	Fixation ring white
	8050883622	Fixation ring beige



## Mounting Instruction - Filling valve for WC flushing cisterns and concealed cisterns

		OLD FILL VALVES/SETS			NEW FILL VALVES/SETS	
						
All exposed cisterns		243292		→	628458	
WC 189/189A/189 DWC	2/2014 - now	628458		→	628458	
	2010 - 2/2014	243292		→		675100
182/188	2/2014 - now	628458		→	628458	
	1999 - 2/2014	243292		→		675100
			359812	→		359812N
187	2/2014 - now	628458		→	628458	
	2001 - 2/2014	243292		→		675101
			361809	→		361809N
180.xxx	1992 - 1999	243292		→		675100
	1992 - 1993		363653	→		363653N
81.000/84.100/80.000	1983 - 1996	243292		→	628458	
			385768	→		385768N
183.xxx	1992 - 1999	243292		→		675102
184.xxx	1992 - 1999	243292		→		675103
185.xxxx	1993 - 1999	243292		→		675105
186.xxxx	2002 - 2010	243292		→		675102
190.xxxx	1997-2003	243292		→		675104
192	2/2014 - 2020	628458		→	628458	
	2003 - 2/2014	243292		→		675104
198	2/2014 - now	628458		→	628458	
	2013 - 2/2014	243292		→		675104
	(IT) 2016 - now	747EL-SCW		→	747E-036-P20	
134		358720		→	747E-036-P20	

## UNIT DISTANCES AND DIMENSIONS

					
Average measurements	W: 60 D: 55	W: 50 D: 40	W: 40 D: 60	W: 40 D: 40	W: 40 D: 60
User space					
Minimal distance	80	-	70	70	75
Centre distance	75	-	65	65	70
	70	65	60	60	65
	70	65	60	60	65
	75	70	65	65	-
Shower tray	50	45	40	40	45
Side wall	50	45	40	40	45
Side walls	50	45	45	40	45



## General terms and conditions

### Article 1 – General

- 1.1 These general terms and conditions apply to all our offers, tenders, orders performed or to be performed, contracts (including follow-up orders) and their performance.
- 1.2 In these terms and conditions, the “Buyer” refers to any (natural or artificial) person entering into negotiations or contracts with Fluidmaster d.o.o. (the “Seller”) in respect of products or services to be provided by the Seller, also in cases where two or more (natural or artificial) persons are acting together.
- 1.3 Unless expressly agreed otherwise in writing in a specific instance, the Seller expressly rejects the application of the Buyer's own terms and conditions or any other terms.
- 1.4 If the Seller and the Buyer expressly agree the applicability of the Buyer's general terms and conditions, that agreement is without prejudice to the applicability of the Seller's general terms and conditions, with the sole exception of cases where the provisions of the Seller's general terms and conditions patently conflict with the general terms and conditions of the Buyer in question. In such a case the Buyer's general terms and conditions shall prevail.
- 1.5 Any variations to these general terms and conditions are only binding on the Seller insofar as they have been expressly accepted in writing by the Seller.  
Where the Seller and the Buyer have agreed a variation to these terms in any contract, the Buyer may not under any circumstances rely on that variation in subsequent contracts between the parties. Variations to these general terms and conditions must be expressly agreed in writing again on each occasion.

### Article 2 – Formation of contract

- 2.1 All offers, tenders and orders (including offers, tenders and orders made orally) whether in the form of price lists or otherwise and other statements by the Seller and its representatives and/or employees are without obligation.
- 2.2 A contract is formed if an offer made by the Seller (offer without obligation) is accepted in writing by the Buyer. The Seller may withdraw an offer made by it without obligation (even after its acceptance by the Buyer) within a period of seven working days.
- 2.3 An order placed by the Buyer does not become binding on the Seller until the Seller has confirmed the order in writing.
- 2.4 If the Buyer has not contested the correctness and completeness of an order confirmation within seven days after that confirmation is sent out by the Seller, the order confirmation shall be deemed to represent the contract correctly and in full.
- 2.5 In the case of orders, goods and services for which neither an offer nor an order confirmation has been sent out, the invoice and/or delivery note is also regarded as the order confirmation and that invoice is deemed to represent the contract correctly and in full.
- 2.6 Any (further) verbal comments, promises and agreements made by or with the Seller's subordinates, representatives or other intermediaries are not binding on the Seller unless the (further) arrangements in question are confirmed by the Seller in writing. In this context, “subordinates” are all the Seller's employees and staff without general commercial power of attorney.
- 2.7 Besides what is stated on the subject in the catalogues and brochures, with respect to all the goods offered the regular and/or usual tolerances shall apply; notably, explicit reservation is made concerning shades in the colours of the goods stated. Slight deviations from the pictures and/or descriptions supplied in the catalogues and brochures shall therefore be reserved. Such deviations shall never discharge the Buyer from his obligations ensuing from the agreement.

### Article 3 – Changes to the contract

- 3.1 Changes to the contract of whatever kind will only be effective if they have been agreed by the Seller and the Buyer in writing.
- 3.2 If the Buyer asks for changes in the performance of the contract after its formation, it is up to the Seller to determine whether these changes can still be accepted under the contract and if so on what (further) terms.
- 3.3 In the event of changes of whatever nature to the contract the Buyer may charge on to the Seller the costs involved in making those changes.

### Article 4 – Prices

- 4.1 The offered and agreed prices are in euros and exclusive of VAT. Unless expressly agreed otherwise the price does not include other taxes, levies and duties payable by law and the costs of assembly and fitting, shipping, carriage and insurance.
- 4.2 If there is an increase in the prices of the base materials, semi-finished products, materials, resources, components etc. for the sold products before delivery the Seller may charge on the price increase to the Buyer.
- 4.3 Where the price increase is charged on by the Seller to the Buyer within a period of three months after the formation of the contract, the Buyer may dissolve the contract in writing within 14 days after the Seller has notified the price increase in writing. This provision does not apply in the case of increases in import or export duties or other duties, taxes or levies payable in respect of the sold products, base materials or semi-finished products. In the event of such dissolution, the Buyer must indemnify

the Seller for the reasonable costs already incurred by the Seller in that respect.

### Article 5 – Payment

- 5.1 Unless another payment period has been agreed in writing the Buyer must pay the whole amount owed by him or (where an advance payment has been made) the remaining amount owed by him in cash on delivery or by payment into or transfer to a bank or giro account specified by the Seller within thirty (30) days of the date of invoice.
- 5.2 The Seller may at all times, including during the performance of the contract, require the Buyer to pay in advance for a contract or to furnish security in some other manner.
- 5.3 If the Buyer fails to pay any amount owed by him within the period set for its payment the Buyer will be in default by operation of law without any further notice of default being required. From the due date of the invoice, the Buyer is liable to pay interest at the rate of 2% per month or part of a month on the amount still outstanding.
- 5.4 Any costs incurred by the Seller, both legal and extrajudicial, for the purposes of enforcing the Buyer's compliance with his obligations are payable by the Buyer, without any requirement to provide evidence of these costs.  
The above costs become due as soon as the debt has been passed to a lawyer, bailiff or debt collection agency irrespective of whether the Buyer is aware that this has been done.
- 5.5 Each payment made by the Buyer will be applied first to settle any interest owed by him, collection costs incurred by the Seller as referred to in the previous paragraph and administration charges, and will thereafter be applied in settlement of the oldest outstanding invoice.
- 5.6 The Buyer may not deduct any amount from the purchase price or set off against the purchase price any counterclaim that the Buyer may have against the Seller, nor may the Buyer suspend performance of his payment obligation.
- 5.7 If the Buyer is in default of payment for a delivery or part-delivery the Seller may suspend performance of any further delivery orders or other work still to be performed, without prejudice to the Seller's right to cancel the deliveries finally after having issued a notice of default and to demand payment of everything owed to the Seller at that point and also without prejudice to the Seller's right to damages in that respect.
- 5.8 Where the Buyer consists of more than one natural or artificial person all the persons in question are jointly and severally liable in full for compliance with the Buyer's obligations.
- 5.9 All the Buyer's obligations towards the Seller become immediately due and payable if the Buyer does not comply promptly with his payment obligations or if the Buyer has applied for suspension of payment, is declared bankrupt or in a state of liquidation, or attachment is made against him, and in that case the Seller may also dissolve concluded contracts without the intervention of the courts in accordance with the provisions of article 14 of these general terms and conditions and is then entitled to repossess all the products supplied by it; all without prejudice to the Seller's right to be indemnified for losses suffered, including loss of profit, carriage and storage costs, interest etc.

### Article 6 – Moulds

- 6.1 Where the Seller is to be responsible for manufacturing, altering or improving a mould, form, tool or similar item on the Buyer's behalf, the Seller will only proceed with that work once the Buyer has paid the agreed (estimated) manufacturing cost to the Seller.
- 6.2 If the Buyer makes moulds, forms, tools and similar items available to the Seller for the manufacture of products by the Seller, the Seller will not be required to return the moulds, forms, tools and similar items to the Buyer until the Buyer has paid the Seller all amounts payable to the Seller in respect of work performed and products supplied or in any other respect.
- 6.3 The Seller is not liable for loss of or damage to moulds, forms, tools and similar items made available by the Buyer except in the case of wilful misconduct or gross negligence on the part of the Seller, in which case the Seller will at its choice repair or replace the damaged or lost items or compensate the Buyer for them.
- 6.4 Moulds, forms, tools and similar items manufactured by the Seller for the Buyer or manufactured wholly or partly in accordance with the Seller's instructions and for which the agreed manufacturing costs have been paid by the Buyer will be retained by the Seller on the Buyer's behalf for a period of one year after delivery of the last order placed with the Seller by the Buyer. On the expiry of that period the Seller will hand over the moulds, forms, tools and similar items to the Buyer on the Buyer's written request. If the Buyer does not within the above period request the Seller in writing to hand over the moulds, forms, tools and similar items, the Seller's obligation to hand over the moulds, forms, tools and similar items to the Buyer will end.
- 6.5 If the Seller has stated in writing the number of products for which a mould, form, tool or similar item can normally be used, the mould, form, tool or similar item will be deemed no longer suitable for further production once that number of products has been produced. If no such written statement has been made, the Seller will notify the Buyer immediately as soon as it appears to the Seller that a mould, form, tool or similar item is no longer suitable for production, all at the Seller's sole assessment. In

that case the Seller will also advise the Buyer of the costs involved in re-pairing or as appropriate re-manufacturing the mould, form, tool or similar item.

#### Article 7 – Intellectual property rights

- 7.1 The Seller expressly reserves to itself all rights to and arising from intellectual property rights, such as model rights, copyrights and patents, in respect of the designs, drawings and models, products, moulds, forms, tools and similar items made by it and also in respect of the production methods used by it.
- 7.2 All designs, drawings, models, estimates, diagrams, quality manuals and similar items provided by the Seller remain the Seller's property and must be sent back to the Seller immediately on its request. Except with the Seller's express permission in writing they may not, either in whole or in part, be copied, handed over to third parties or made available to third parties for inspection, or used by the Buyer for the production of goods or services to which they relate.

#### Article 8 – Third-party claims

- 8.1 Where products are fabricated by the Seller using designs, drawings, models, moulds, forms or tools or other instructions in the most general sense of the term which the Seller has received from the Buyer, the Buyer guarantees that the manufacture and/or supply of the products in question does not infringe third-party intellectual property rights. The Buyer indemnifies the Seller in that respect.
- 8.2 If a third party objects to the manufacture or supply of products as referred to in the previous paragraph on the basis of an alleged intellectual property right, the Seller may discontinue the manufacture and/or supply of the products immediately and claim reimbursement of the costs incurred from the Buyer.

#### Article 9 – Delivery and delivery times

- 9.1 Delivery is ex works according to Incoterms 2010 unless agreed otherwise in writing.
- 9.2 Agreed or stated delivery times are not to be regarded as conditions going to the heart of the contract unless expressly agreed otherwise in writing. Failure to deliver on time does not under any circumstances entitle the Buyer to compensation for any direct or indirect loss suffered by the Buyer or by third parties unless there has been wilful misconduct or gross negligence by the Seller.
- 9.3 If it becomes clear that the Seller will be unable to meet its obligations regarding the delivery time, the Seller will notify the Buyer of this without delay, stating the anticipated period by which the delivery time will be exceeded.

#### Article 10 – Carriage

- 10.1 The Buyer and the Seller may agree that the goods to be supplied will be carried by the Seller for the Buyer's account and risk. Where the Buyer has not provided any further instructions to the Seller, the manner of transport, consignment, packaging etc. will be determined by the Seller in accordance with good commercial practice without any liability attaching to the Seller in that respect. Any specific wishes that the Buyer may have regarding the carriage or consignment will be implemented only if the Buyer has stated that he will bear the additional costs involved.
- 10.2 All due freight charges, import and export duties, station storage, security and clearing costs, taxes and other levies are payable by the Buyer unless expressly agreed otherwise.
- 10.3 The carriage of all products, including those carried on behalf of the Seller, is for the Buyer's account and risk, even if the carrier demands that the clause stating that all transport losses are for the sender's account and risk is included on waybills, delivery addresses etc.
- 10.4 The Seller may charge to the Buyer the costs of any transport insurance taken out by the Seller.
- 10.5 The acceptance of the goods by the carrier without any comment on the consignment note or the receipt shall count as proof that the packing was in a good state.

#### Article 11 – Returns

- 11.1 If the Buyer refuses to take receipt of the purchased products or returns them to the Seller without the Seller having agreed to that return in writing the Seller may store the refused or returned products for the Buyer's account and risk and keep them available for the Buyer; no acknowledgement of the correctness of any complaints may be derived from the Seller's action in doing so.
- 11.2 The return of goods does not release the Buyer from his payment obligations in any respect whatsoever.
- 11.3 The actual costs arising from or incurred in connection with returns of goods and the steps taken by the Seller as a result will be charged by the Seller to the Buyer by the provision of a detailed statement of these costs to the Buyer.
- 11.4 Return consignments of goods are also for the Buyer's account and risk.

#### Article 12 – Reservation of title

- 12.1 All products supplied remain the sole property of the Seller until such times as all amounts owed by the Buyer to the Seller both under the contract and as a result of failure to comply with such contracts have been paid in full by the Buyer, even where security has been furnished for payment.

- 12.2 Without prejudice to what has been stated on payment in article 5, the Seller has the right to repossess all the products supplied to the Buyer if the Buyer continues in default of payment of any due and payable amount. The Buyer gives the Seller or the agents appointed by the Seller permission to enter the Buyer's business premises, warehouses, factory premises etc. for that purpose. The Seller will charge the Buyer for the costs involved in the repossession. The Buyer will be credited for the value that the products prove to have on repossession.
- 12.3 The Buyer must not encumber, process or dispose of the products other than in the normal course of his business. If third parties wish to establish or assert any right to the products supplied under reservation of title the Buyer is obliged to inform the Seller of this in writing without delay.
- 12.4 The Seller reserves the right to establish an undisclosed lien to the sold and supplied products in respect of amounts due to the Seller that do not or possibly do not come under the reservation of title. The Buyer declares now for then that he will cooperate in the establishment of such an undisclosed lien at the Seller's first request.
- 12.5 Where the law of the destination country of the purchased products provides possibilities for reservation of title going beyond what is specified above, it is agreed between the parties that these more extensive possibilities are deemed to have been stipulated in the Seller's favour, provided always that where it is not possible to determine objectively which more extensive provisions are meant by the present stipulation the provisions above on reservation of title will continue to apply.

#### Article 13- Complaints

- 13.1 Complaints of whatever nature do not suspend the Buyer's payment obligation and must be brought to the Seller's notice in writing within the periods set out in this article.
- 13.2 On taking receipt of the products, the Buyer must inspect them to check that they are in accordance with the order or the contract.
- 13.3 Complaints relating to visible defects or damage, including but not limited to shortfalls and wrong designs, weights, quantities or packaging, must be written down on the CMR by the buyer immediately and must be notified to the Seller in writing within one week after taking receipt of the products. Concealed defects or damage must be notified to the Seller within 14 days after the Buyer ought reasonably to have been able to discover the fault. Complaints relating to invoices must be communicated in writing to the Seller at latest within eight days after date of invoice.
- 13.4 Defects in part of the goods delivered shall not give the right to reject the total performance.
- 13.5 The Buyer must enable the Seller to inspect the products complained of in their original state. If the complaint is justified the Seller will at its choice either pay fair compensation to a maximum of the invoice value of the supplied products to which the complaint relates or replace the supplied products free of charge in return for the return of the products originally supplied.

#### Article 14 – Dissolution/termination

- 14.1 If the Buyer fails to comply or to comply promptly or to comply properly with the obligations arising to him from the contract and is in default, the Seller may dissolve the contract without the intervention of the courts and with immediate effect by a written notification to the Buyer.
- 14.2 If the Buyer is declared bankrupt or in compulsory liquidation, is granted suspension, is subjected to debt rescheduling or otherwise loses control of his assets or parts of them the Seller may also dissolve the contract without the intervention of the courts and without the requirement to issue a notice of default.
- 14.3 Without prejudice to the provisions in paragraphs 1 and 2, the Seller is entitled to be indemnified by the Buyer for the loss, costs, interest etc. incurred by the Seller.

#### Article 15 – Liability

- 15.1 Except in the case of wilful misconduct or gross negligence on the part of the Seller, the Seller is not liable for any costs, losses and interest that may arise as a direct consequence of (but not limited to):
  - a) acts or omissions by the Buyer, the Buyer's subordinates, or other persons employed by or on behalf of the Buyer;
  - b) not properly or not promptly executing the order;
  - c) faults and/or defects in a product (an unsound product);
  - d) delay or damage to products supplied by it arising during carriage;
  - e) in consequence of the incorrect and/or improper processing and/or use of products supplied by it;
  - f) the Buyer's choice of the materials for and/or the quality of the supplied products.
  - g) Stress Corrosion Cracking
- 15.2 In case of wilful misconduct or gross negligence the Seller's obligation to pay compensation shall not in any circumstances exceed an amount equal to the invoice value of the supplied products. The Seller is not liable for consequential loss of whatever type in any circumstances, not even in the event of wilful misconduct or gross negligence.
- 15.3 Buyer is obliged to compensate Seller for and indemnify against all damages claimed by third parties against Seller with respect to the damage caused by or to the goods delivered.

#### Article 16 – Force majeure

- 16.1 The agreed delivery times will be extended by periods in which the Seller or its suppliers are prevented from or seriously impeded in complying with

## GENERAL TERMS AND CONDITIONS

their obligations due to force majeure.

- 16.2 Where the period of force majeure has lasted for two months or where it is certain that it will do so, either party has the right to dissolve the contract (or the remaining part of the contract) in writing. That does not result in any obligation to compensate the other party.

#### Article 17 – Assembly and fitting

- 17.1 Unless agreed otherwise, all responsibility or liability is excluded where products supplied by the Seller are assembled or fitted by parties other than the Seller.
- 17.2 The costs of assembly or fitting by the Seller are not included in the quoted prices and are charged separately unless agreed otherwise.

#### Article 18 – Guarantees

- 18.1 Subject to what is provided below, the Seller guarantees the soundness and quality of the products supplied by it for the following periods:  
Cisterns: ten (10) years, with the exception of rubber parts and electronic items (for flushing techniques), for which a guarantee period of two (2) years and one (1) year respectively applies.  
Ceramic products: five (5) years.  
Connectors and discharge elbows :ten (10) years.  
Toiletseats: five (5) years.  
Acrylic shower trays and baths : ten (10) years.  
Whirlpoolsystems: two (2) years.  
Glass products: two (2) years.
- 18.2 The guarantee period given by the Seller is effective from the date on Seller's invoice.
- 18.3 The Seller may specify a different guarantee period for its products in writing.
- 18.4 Minor variations in quality, dimensions and colour which are technically unavoidable and generally permitted in commercial practice, and normal wear on products and product parts, cannot constitute grounds for a claim under this article.
- 18.5 The Buyer only has a claim against the Seller under this article if the Buyer can produce to the Seller a purchase receipt or invoice for the supplied products.

- 18.6 The guarantee does not apply if the defect, fault or related loss incurred is due to failure to observe the relevant installation instructions, due to an extraneous cause or improper use, or due to repairs or changes having been made to the product by a third party without the Seller's permission in writing.
- 18.7 The Seller will at its choice either repair faulty products free of charge within the guarantee period or replace the products in question with other sound products.
- 18.8 The guarantee does not apply to products that the Seller has expressly excluded from the guarantee, nor to products consisting of remainders or special batches unless the Seller has expressly stated that they are covered by guarantee.

#### Article 19 – Severability

If any stipulation in these general terms and conditions should prove not to be legally valid, the remaining stipulations shall continue to apply in full. In that case, the invalid stipulation shall be replaced by stipulations the effect of which corresponds as closely as possible to the invalid stipulation, having regard to the intention of the parties.

#### Article 20 – Choice of law and competent court

- 20.1 Offers by the Seller and the contract between the Seller and the Buyer shall be governed by Slovenian law. This also applies to all contracts entered into with Buyers residing or having their place of business outside Slovenia.
- 20.2 All disputes arising from this legal relationship and contracts flowing from it shall be settled by the court of appropriate jurisdiction for the place where the Seller has its registered office or at the Seller's discretion by the court of appropriate jurisdiction for the Buyer's place of residence or place of business.
- 20.3 Notwithstanding the above provisions, the parties may agree in consultation to have disputes settled by mediation, binding third-party ruling or arbitration.







A GLOBAL FAMILY OF BRANDS



**Fluidmaster d.o.o.**

Industrijska cesta 2  
SI-6230 Postojna  
Slovenia

**T** +386 (5) 728 37 00  
**F** +386 (5) 728 38 11  
**@** sanitary.schwab@fluidmaster.com  
**W** www.sanitaer-schwab.com  
**W** www.fluidmaster.com  
**W** www.wisa-sanitair.com

**Schwab FZE**  
**شواب م م ح**

Dubai Silicon Oasis  
IT Plaza, Office No 1108  
P.O.Box: 342068  
UAE  
www.schwab-mena.com

671828 0524