



www.eldominvest.com

**ELECTRIC
WATER HEATERS**

Our business card

Company:	ELDOMINVEST LTD.
Year of establishment:	1987
Employees:	600 people
Number of production plants:	3
Annual production capacity:	500 000 appliance
Total area:	49 000 sq ²
Production rate:	one appliance every 40 seconds
Product range:	more than 400 models electric water heaters, heating and cooking appliances, equipment and systems for alternative energy



ELDOMINVEST is known as a leading Bulgarian manufacturer of water heaters, heat pump systems, solar collectors, heating and cooking appliances.

We started in 1987 with a team of 37 people and now have expanded to more than 600 highly qualified individuals, which we are proud to say are the face of our company.

We are the first Bulgarian manufacturer of water heaters with enameled water tanks and water heaters using alternative energy sources. As of now, we have three production factories as well as three logistic centers in Bulgaria.

To ensure strict quality control at each production

stage, we have built an in-house independent closed production cycle. Each product is designed and developed by our Research and Development department.

The tooling equipment is also produced internally by **ELDOMINVEST**, due to the fact that most of our key components are manufactured in our factories.

During the manufacture process of all our products we use the highest quality materials and latest generation technologies. All processes are strictly controlled by the ISO 9001 (certification quality system) and ISO 14001 (environmental friendliness control). The testing of each project happens in an own in-house laboratory.



Our production lines are fully automated, and the machines are grouped to enable an easy and fast model changeover, but also a production of long series.

- CNC punching machine ensures stability and working precision
- Robotic MIG/MAG, VIG and Laser welding lines
- Shot blasting plants
- Liquid and electrostatic powder enameling (to ensure protection from corrosion)
- Enameling Furnaces
- Fully automated painting installations
- HFO Polyurethane Foam Injection in controlled environment
- Highly efficient Assembly lines
- Production of single-phase and three-phase heating elements from copper and stainless steel
- Plastics forming by programmable injection moulding machines

Our product portfolio encompasses more than 400 models of ELDOM appliances, as well as many products with private labels.

- Energy saving wall-mounting electric storage water heaters with Wi-Fi control
- Combined wall-mounting water heaters with one or two heat exchangers up to 200 liters capacity
- Floor-standing combined water heaters from 150 to 2000 liters
- Wide range of buffer tanks
- Heat pump water heaters and systems
- Hybrid water heater
- Stylish water heaters 7-15 liters
- Instantaneous water heaters
- Electric wall convectors and floor-standing convectors with mechanical and Wi-Fi control
- Hobs and compact cookers

Today, ELDOM is the most popular brand on the domestic market of household appliances, recognised for their reliability, high energy efficiency and long lifespan. All ELDOM products are certified to meet the standards of all countries across the 4 continents to which we export. Currently, there are 4 million ELDOM energy - saving appliances in use. One-fourth of them use renewable energy sources. Annually, that means we reduce carbon dioxide emissions at the equivalent of what 1200 hectares of forests or 600 000 trees purify.



CONTENTS

02 - 03
ABOUT ELDOMINVEST

1

06 - 09
ELECTRIC WATER HEATERS
ELDOM FAVOURITE 30-150L
FOR VERTICAL WALL MOUNTING

2

10 - 11
ELECTRIC WATER HEATERS
ELDOM FAVOURITE 150-200L
FOR VERTICAL WALL MOUNTING

3

12 - 13
ELECTRIC WATER HEATERS
ELDOM FAVOURITE 80-200L
FOR HORIZONTAL
WALL MOUNTING

4

14 - 15
MULTI-POSITION ELECTRIC
WATER HEATERS
ELDOM FAVOURITE 80-120L

5

16-17
ELECTRIC WATER HEATERS
ELDOM EUREKA 30-200L, DRY
TUBULAR HEATING ELEMENTS

6

18-19
ELECTRIC WATER HEATERS
ELDOM IDEA 50-200L,
CERAMIC HEATING ELEMENTS

7

20
ELECTRONIC CONTROL
WITH WI-FI

8

21-25
FLAT ELECTRIC WATER
HEATERS ELDOM GALANT
60-100L WITH TWO
WATER TANKS

9

26-27
ELECTRIC WATER HEATERS
ELDOM STYLE 50-120L
FOR VERTICAL WALL MOUNTING

10

28-29
ELECTRIC WATER HEATERS
SPECTRA 50-120L
FOR VERTICAL WALL MOUNTING

11

30-31
ELECTRIC WATER HEATERS
ELDOM THERMOFIX 50-120L
WITH THERMAL MIXING SYSTEM

12

32-33
COMPACT ELECTRIC
WATER HEATERS
ELDOM 7-15 L

13

34-37
INSTANTANEOUS
WATER HEATERS
ELDOM, ELDOM γ & ELDOM β

14

38-39
FLOOR STANDING ELECTRIC
WATER HEATERS
ELDOM TITAN 150-300 L

15

By definition, the purpose of the water heater is to heat the water and to keep it warm for a long time with minimum heat losses. Our long-time practical experience in water heaters production enables us to develop several highly energy efficient household storage water heater series.

In all ELDOM water heaters the insulation is made of a Closed-cell polyurethane system (PPU) of new generation of the HFO group (hydrofluoroolefins), which ensures minimum heat losses. The components are manufactured by a world-renowned manufacturer according to a formulation that is specially designed for ELDOMINVEST.

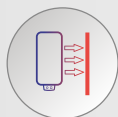
We manufacture very wide range of storage water heaters for vertical and horizontal mounting on wall with capacity from 30 to 200 liters. For the various regions with different characteristics of the water, we manufacture models with electrical tubular and dry (ceramic and tubular) heating elements.



All ELDOM appliances comply with the Directives on ECO design and energy labeling



Full Wi-Fi control



Models for vertical wall mounting



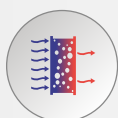
Temperature control through external capillary thermostat



Temperature indicator



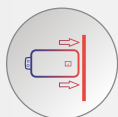
Water, suitable for drinking



Closed Cells HFO thermal insulation



Intuitive self-learning software monitors the warm water consumption from the water heater and adapts its operation in the future



Models for horizontal wall mounting



Metal safety valve



Possibility to control the cathode protection through an anode tester



Cable with a plug



SHIELD technology - a unique new formula of wear-resistant enamel coating with increased levels of zirconium



Two magnesium anodes in each of our water heater models



Bi-position



Capillary thermal cut out



The widest variety of water heaters, covering all needs



Security - unique 6 - level protection system



The heating elements are protected against limestone deposition



Floor standing water heaters



Anti-freeze protection



Easy assembly and maintenance

ELECTRIC STORAGE WATER HEATERS FOR WALL MOUNTING



DESCRIPTION

A1 - ENERGY SAVING

We use Closed Cells HFO thermal insulation system with 97% closed cell structure. It is a polyurethane system of new generation that features high energy efficiency and thermal conductivity coefficient λ of approx. $\sim 0.021 - 0.023 \text{ W/mK}$. This insulation with thickness of more than 33 mm guarantees minimum heat losses and saves money.

A2 - LONG LIFE

SHIELD technology - high temperatures resistant water tank coating, due to the innovative enamel formula with increased content of zirconium.

Reliable anti-corrosion protection - Cathodic system with two magnesium anodes with increased mass that protects the entire water tank volume from the corrosive processes.

A3 - SECURITY

Combined metal valve with two safety functions.

Precise capillary thermostat and cut-out.

Failure - proof oval - shaped flange ELDOMINVEST's own know - how. It is designed to relieve the pressure in the water tank in case of possible failure of all other protections, so the water is drained in the bathroom without causing any damage or explosion.

DETAILED VIEW



Basic control panel



Control panel with an anode tester



Control panel with intelligent smart control

ELECTRIC STORAGE WATER HEATERS 30-150L FOR VERTICAL WALL MOUNTING



Model: **WV08046EW**



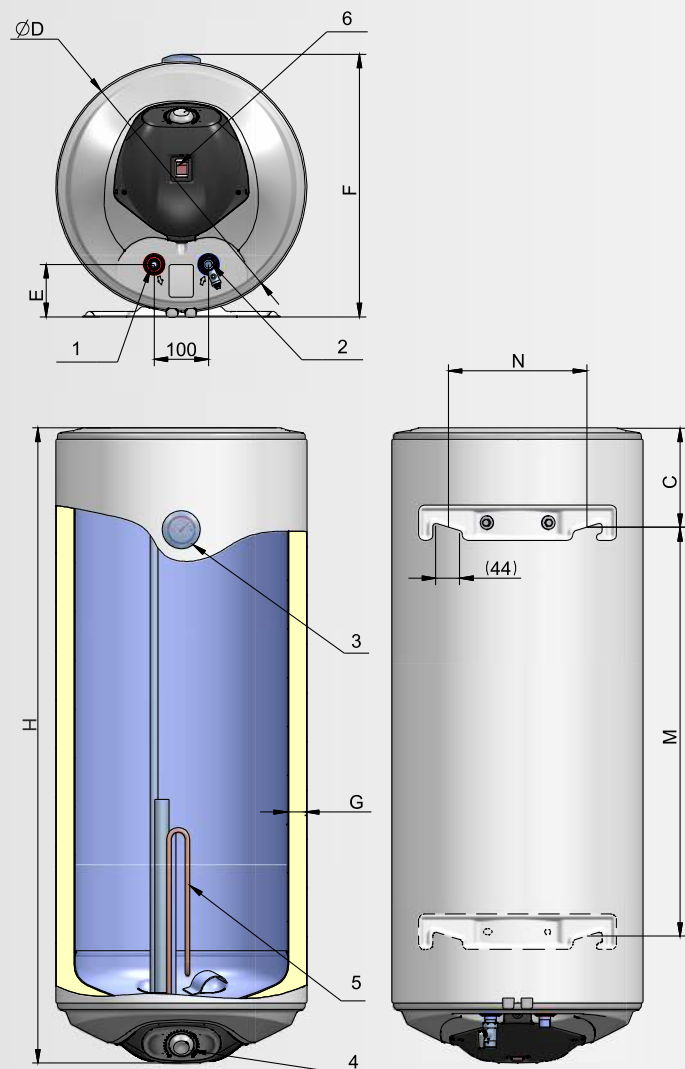
Model: **WV08039**

Water heaters type:	storage water heaters
Installation:	wall mounted, vertical
Capacity (liters):	30, 50, 80, 100, 120, 150
Water tank:	enameled
Control:	mechanical or electronic

The water heaters from the **ELDOM Favourite** series are the biggest product group in our company's portfolio and these series include the most popular electric water heaters of **ELDOMINVEST**. This is not a coincidence, as their classical cylindrical shape offers a number of innovations, high-quality materials, our own know-how and decades of useful experience.

DESCRIPTION

- **ENERGY SAVING** - the dense 33 mm thick Closed-Cell HFO heat insulation saves costs by ensuring minimum heat losses.
- **LONG LIFE:**
 - SHIELD technology** - high temperatures resistant water tank coating, due to the innovative enamel formula with increased content of zirconium.
 - Cathodic system** with two magnesium anodes with increased mass;
- **SECURITY** - with unique "6-level protection":
 - Special elliptic flange** - patented technology;
 - External capillary** thermostat and capillary thermal cut out;
 - Combined metal safety valve** - performing the actions of a balancing, check and differential valve.
- For models with electronic control (EW)**
 - **Full Wi-Fi control** - setting all of the functions and options in the menu from a distance;
 - **Remote control via the Internet** - easy and convenient access to ELDOM electric water heaters from all over the world;
 - **Detailed report** on the electricity consumption;
 - **Mode „Smart Control“;**
 - **Weekly programmer;**
 - **Delayed start function;**
 - **Two extra levels of protection.**



SPECIFICATIONS

Parameters								
Model	...	WV03039	WV05039	WV08039	WV08046	WV10046	WV12046	WV15046
Volume range	-	30	50	80	80	100	120	150
Load profile	...	S	M	M	M	M	M	L
Energy efficiency class	...	C	C	C	C	C	C	C
Annual electricity consumption	kWh	548	1401	1375	1366	1343	1333	2555
Thermostat temperature presetting	°C	60	60	60	60	60	60	60
Mixed water at 40°C	L	-	70	118	120	144	188	217
Rated pressure	MPa	0.7	0.7	0.7	0.7	0.7	0.7	0.7
Rated voltage	V~	230	230	230	230	230	230	230
Rated electrical power	kW	1.5	2.0;3.0	2.0;3.0	2.0;3.0	2.0;3.0	2.0;3.0	2.0;3.0
Gross Weight	kg	15	19.5	28	25.5	31	35	42.5
Connections								
1: Hot water outlet		G 1/2" M	G 1/2" M	G 1/2" M	G 1/2" M	G 1/2" M	G 1/2" M	G 1/2" M
2: Cold water inlet - Drain		G 1/2" M	G 1/2" M	G 1/2" M	G 1/2" M	G 1/2" M	G 1/2" M	G 1/2" M
3: Temperature indicator		yes	yes	yes	yes	yes	yes	yes
4: External thermostat		yes	yes	yes	yes	yes	yes	yes
5: Flange with a heating element		yes	yes	yes	yes	yes	yes	yes
6: Illuminated switch		yes	yes	yes	yes	yes	yes	yes
Dimensions								
H	mm	560	760	1125	835	1005	1170	1420
C	mm	155	155	155	185	185	185	185
D	mm	387	387	387	462	462	462	462
E	mm	80	80	80	96	96	96	96
F	mm	410	410	410	484	484	484	484
G	mm	33	33	33	33	33	33	33
M	mm	-	-	-	-	-	-	1003
N	mm	255	255	255	255	255	255	240

*Regulation EU 814/2013, EU 812/2013

BIG CAPACITY ELECTRIC WATER HEATERS 150-200L FOR WALL MOUNTING



Model: 72280

Water heaters type:	storage water heaters
Installation:	wall mounted, vertical
Capacity (liters):	150, 200
Water tank:	enameled
Control:	mechanical

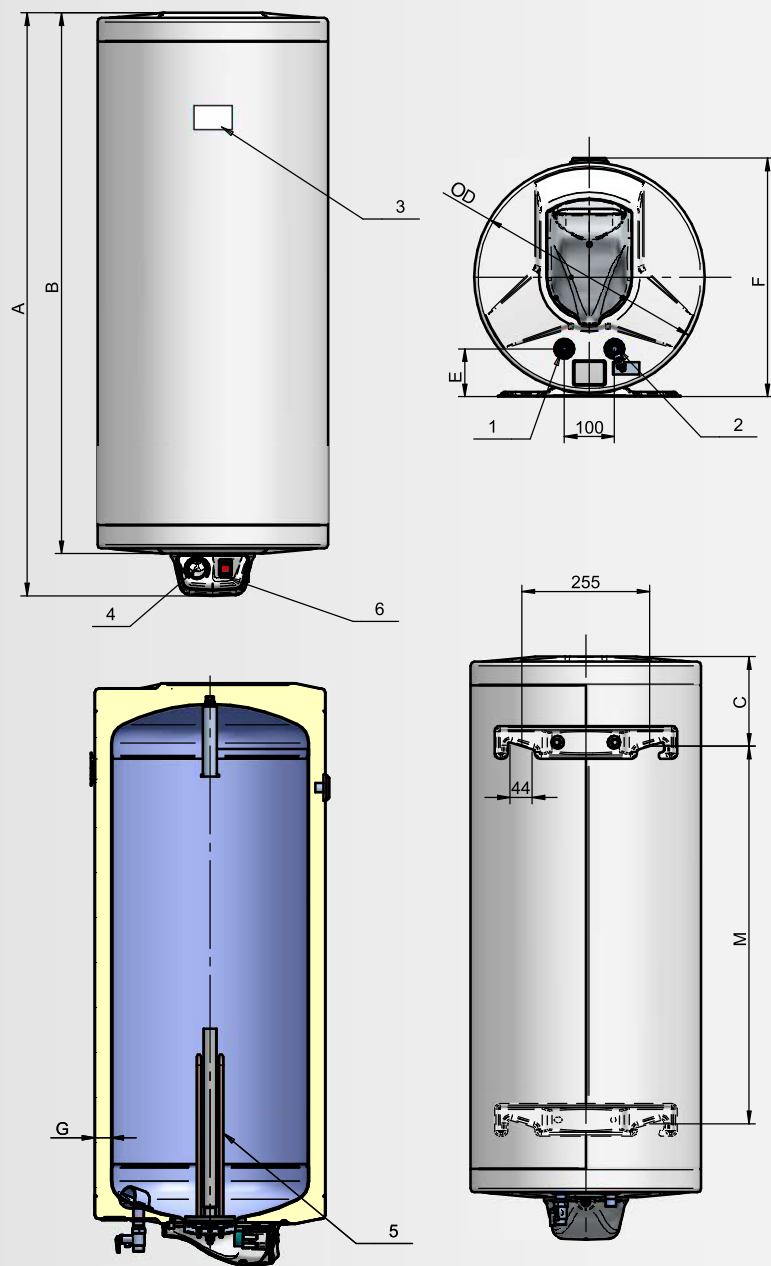
The largest water heaters from our **ELDOM Favourite** series - 150 and 200 liters - are offered in a good old fashion style, specifically designed for admirers of the traditional look and feel. Their high capacity provides plenty of domestic hot water for a large household with numerous family members

DESCRIPTION

- **ENERGY SAVING** - Closed Cells HFO thermal insulation system of new generation with 97% of closed cells. This insulation with thickness of more than 33 mm guarantees minimum heat losses and saves money.
- **LONG LIFE:**
 - SHIELD technology** - high temperatures resistant water tank coating, due to the innovative enamel formula with increased content of zirconium.
 - Reliable anti-corrosion protection** - Cathodic system with two magnesium anodes with increased mass protects the entire water tank volume from the corrosive processes;
- **SECURITY** - with unique 6-level protection system:
 - Special elliptic flange** - patented technology;
 - External capillary** thermostat and capillary thermal cut out;
 - Combined metal safety valve** - performing the actions of a balancing, check and differential valve;
- **ECO mode;**
- **Anti-freeze protection;**
- **Electrical tubular heating element** - designed and manufactured by ELDOMINVEST using latest generation technology;
- **Illuminated waterproof switch;**
- **Temperature indicator.**

BIG CAPACITY ELECTRIC WATER HEATERS 150-200L FOR WALL MOUNTING

11



SPECIFICATIONS

Parameters			
Model	...	72280	72281
Volume range	-	150	200
Load profile	...	L	L
Energy efficiency class	...	C	C
Annual electricity consumption	kWh	2544	2506
Thermostat temperature presetting	°C	75	75
Mixed water at 40 °C	L	268	372
Rated pressure	MPa	0.7	0.7
Rated voltage	V~	230	230
Rated electrical power	kW	3.0	3.0
Gross weight	kg	50	62
Connections			
1: Hot water outlet		G 1/2"M	G 1/2"M
2: Cold water inlet - Drain		G 1/2"M	G 1/2"M
3: Temperature indicator		yes	yes
4: External thermostat		yes	yes
5: Flange with heating element		yes	yes
6: Illuminated switch		yes	yes
Dimensions			
A	mm	1015	1255
B	mm	930	1170
C	mm	190	190
D	mm	586	586
E	mm	105	105
F	mm	600	600
G	mm	43	43
M	mm	560	780

*Regulation EU 814/2013, EU 812/2013

ELECTRIC WATER HEATERS 70-200L FOR HORIZONTAL WALL MOUNTING



NEW



Model: **WH07039L(R)**



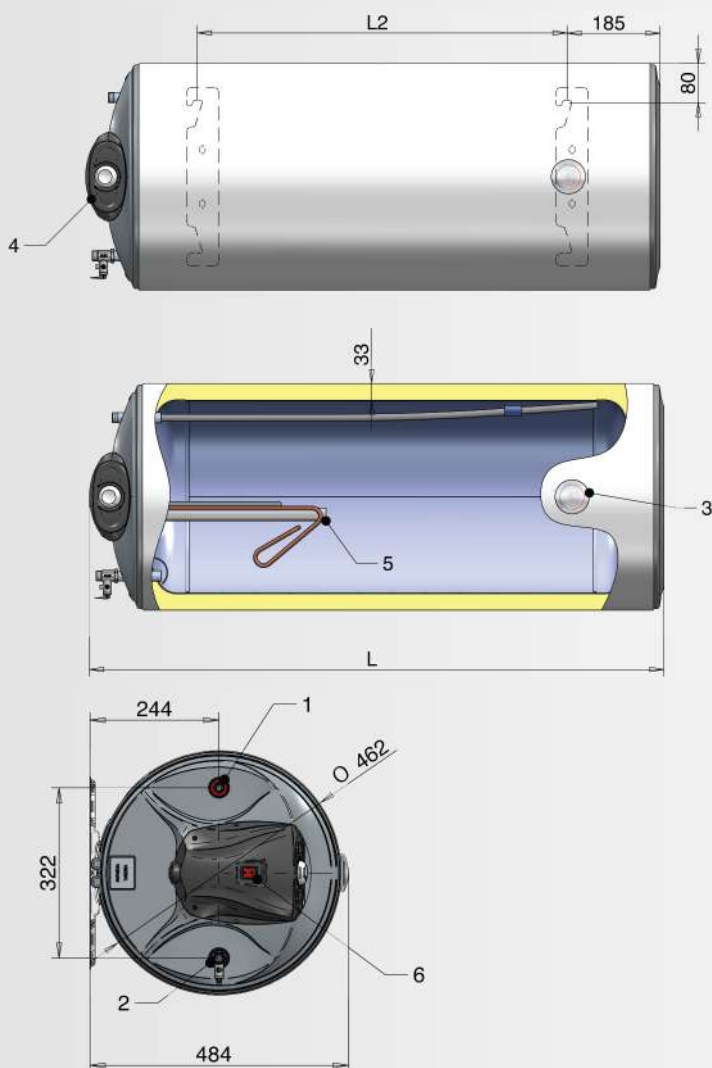
Model: **WH08046R**

Water heaters type: storage water heaters
 Installation: wall mounted, horizontal
 Capacity (liters): 80, 100, 120, 150, 200
 Water tank: enameled

The water heaters **ELDOM Favourite** for horizontal wall mounting have all of the advantages of the water heaters for vertical mounting but are designed with a special structure in order for them to meet the specific customers' requirements for location of the water heater in the sanitary premises.

DESCRIPTION

- **ENERGY SAVING** - the dense 33 mm thick Closed-Cell HFO heat insulation saves costs by ensuring minimum heat losses.
- **LONG LIFE:**
SHIELD technology
Reliable anti-corrosion protection - Cathodic system with two magnesium anodes with increased mass
- **SECURITY** - with unique "6-level protection":
Special elliptic flange - patented technology;
External capillary thermostat and capillary thermal cut out;
Combined metal safety valve;
- **Anti-freeze protection;**
- **Electrical tubular heating element** - designed and manufactured by ELDOMINVEST using latest generation technology;
- **Illuminated waterproof switch;**
- **Temperature indicator.**



SPECIFICATIONS

Parameters		WH07039L(R)	WH08046L(R)	WH10046L(R)	WH12046L(R)	72280XB	72281XB
Model	...	WH07039L(R)	WH08046L(R)	WH10046L(R)	WH12046L(R)	72280XB	72281XB
Volume range		70	80	100	120	150	200
Energy efficiency class		C	C	C	C	C	C
Annual electricity consumption	kWh	1413	1407	1358	1348	2744	2718
Thermostat temperature presetting	°C	60	60	60	60	60	60
Mixed water at 40°C	kg	93.2	105	109	137	230	230
Rated pressure	Mpa	0.7	0.7	0.7	0.7	0.7	0.7
Rated voltage	V~	230	230	230	230	158	210
Rated electrical power	kW	2 (3)	2 (3)	2 (3)	2 (3)	3	3
Gross weight	kg	26	26.7	31	35.8	51	61.5
Connections							
1: Hot water outlet		G 1/2"M	G 1/2"M	G 1/2"M	G 1/2"M	G 1/2"M	G 1/2"M
2: Cold water inle-Drain		G 1/2"M	G 1/2"M	G 1/2"M	G 1/2"M	G 1/2"M	G 1/2"M
3: Temperature indicator		yes	yes	yes	yes	yes	yes
4: Control panel		yes	yes	yes	yes	yes	yes
5: Flange with a heating element		yes	yes	yes	yes	yes	yes
6: Illuminated switch		yes	yes	yes	yes	yes	yes
Dimensions							
L	mm	1058	835	1005	1170	1015	1255
C	mm	155	185	185	185	190	190
D	mm	387	462	462	462	586	586
M	mm	410	484	484	484	595	595
G	mm	33	33	33	33	43	43
L2	mm	700	415	587	753	560	780

*Regulation EU 814/2013, EU 812/2013

The largest water heaters from our ELDOM Favorite series (150 and 200 liters) are offered in different design. See page 10-11 of the catalog.

MULTI-POSITION ELECTRIC WATER HEATERS 80-120L



Model: **WU08046**

Water heaters type: storage water heaters
 Installation: wall mounted, horizontal or vertical
 Capacity (liters): 80, 100, 120
 Water tank: enameled

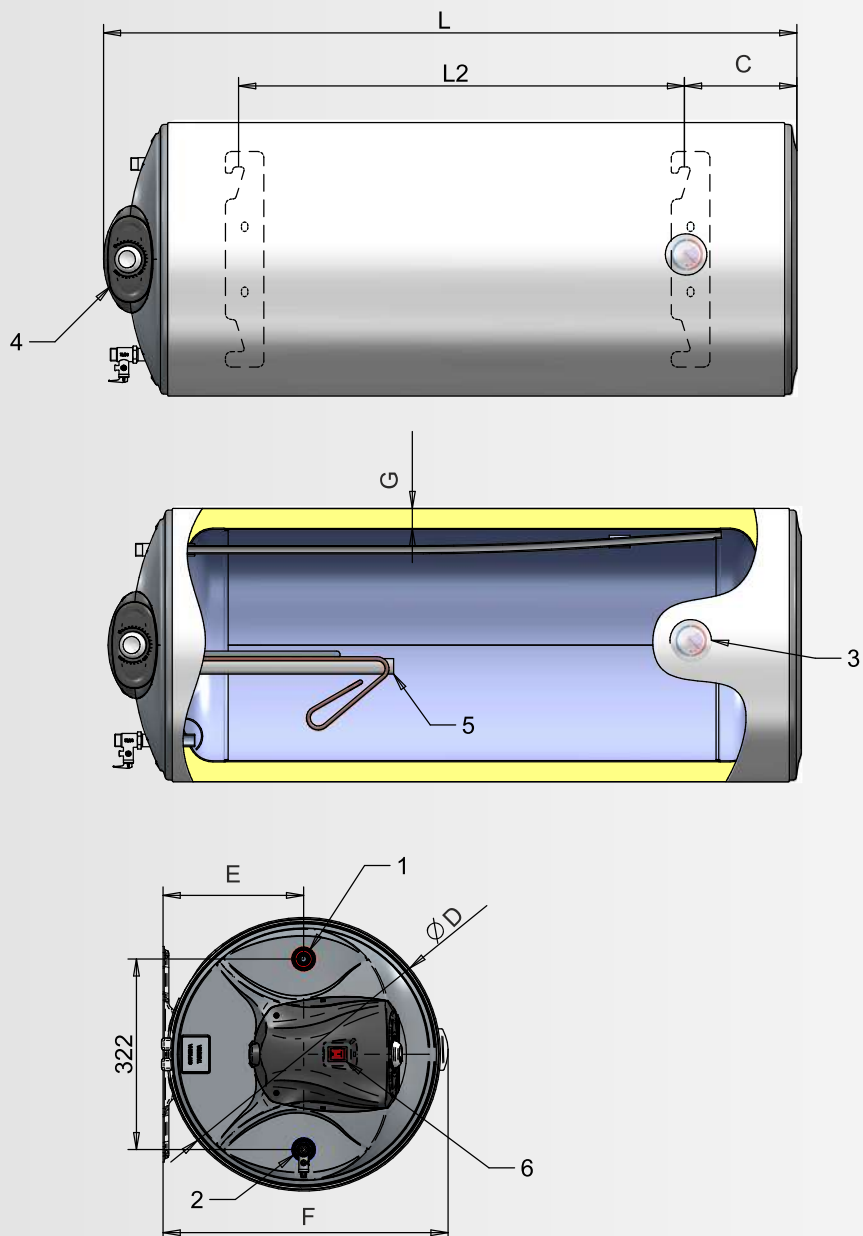
Multi-position water heaters **ELDOM** for wall-mounting provide flexible ways of installation according to the needs of your customers - both vertical and horizontal wall mounting. Perfect solution for premises with limited space.

DESCRIPTION

- **Innovative high-tech** construction with optimized water mixing regardless of the installation position;
- **The diametrically** located water inlet and outlet are convenient for assembling and facilitate the maintenance of the water heater;
- **ENERGY SAVING** - the thick Closed-Cell HFO heat insulation saves costs by ensuring minimum heat losses;
- **LONG LIFE:**
SHIELD technology;
Reliable anti-corrosion protection - Cathodic system with two magnesium anodes with increased mass;
- **SECURITY** - with unique "6-level protection":
Special elliptic flange - patented technology;
Capillary thermal cut out for reliable protection against overheating;
Capillary thermostat - with a temperature range from 5 °C to 75 °C;
Combined metal safety valve;
- **Heating elements** - designed and manufactured by us for these models;
- **Illuminated waterproof switch;**
- **Anti-Legionella function;**
- **Eco mode.**

MULTI-POSITION ELECTRIC WATER HEATERS 80-120L

15



SPECIFICATIONS

Parameters		WU08039L	WU08046L	WU10046L	WU12046L
Model	...	WU08039L	WU08046L	WU10046L	WU12046L
Volume range	-	80	80	100	120
Load profile		M	M	M	M
Energy efficiency class		C	C	C	C
Annual electricity consumption	kWh	1386	1366	1343	1335
Rated pressure	Mpa	0.7	0.7	0.7	0.7
Rated voltage	V~	230	230	230	230
Rated power	kW	2	2(3)	2(3)	3
Mixed water at 40°C	L	118	120	144	188
Thermostat temperature presetting	°C	60	60	60	60
Gross weight	kg	29,5	27	32	36.5
Connections					
1: Hot water outlet		G 1/2"M	G 1/2"M	G 1/2"M	G 1/2"M
2: Cold water inlet - Drain		G 1/2"M	G 1/2"M	G 1/2"M	G 1/2"M
3: Temperature indicator		yes	yes	yes	yes
4: External thermostat		yes	yes	yes	yes
5: Flange with heating element		yes	yes	yes	yes
6: Illuminated switch		yes	yes	yes	yes
Dimensions					
L	mm	1135	835	1005	1170
C	mm	155	185	185	185
D	mm	387	462	462	462
E	mm	200	244	244	244
F	mm	410	484	484	484
G	mm	33	33	33	33
L2	mm	770	415	587	753

*Regulation EU 814/2013, EU 812/2013

ELECTRIC WATER HEATERS ELDOM EUREKA 30-200L, DRY TUBULAR HEATING ELEMENTS



Water heaters type:	storage water heaters
Installation:	wall mounted, vertical
Capacity (liters):	30, 50, 80, 100, 120, 150, 200
Water tank:	enameled

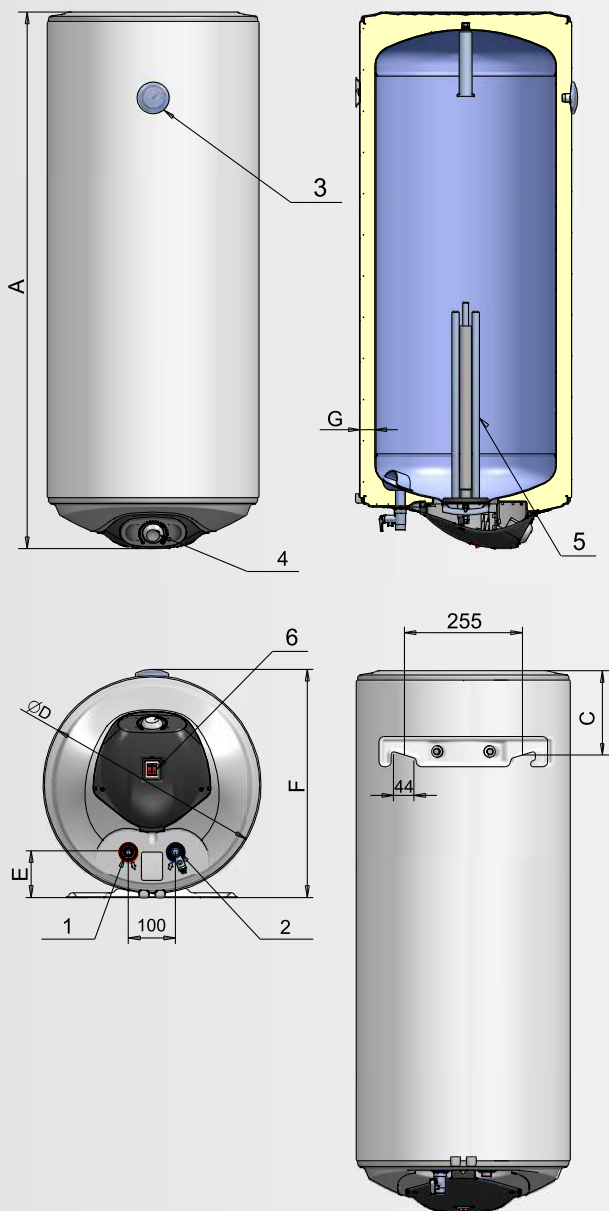
We offer effective solution for highly calcareous and aggressive soft water. The water heaters **ELDOM Eureka** are equipped with dry tubular heating elements, which have no direct contact with water, but are placed in heat transfer tube. The structure specifications of these model water heaters allow minimal quantity of limestone deposition. The lack of calcareous precipitations on heater and water tank whole inside surface maintains the energy efficiency of water heater and extends its life-time.

DESCRIPTION

- **Two dry tube heaters** – the heating element does not go into a direct contact with water; it is tightly fitted inside a thin tube which is enameled together with the water tank flange.
- **ENERGY SAVING** - the dense 33 mm thick Closed-Cell HFO heat insulation saves costs by ensuring minimum heat losses.
- **LONG LIFE:**
SHIELD technology - high temperatures resistant water tank coating, due to the innovative enamel formula with increased content of zirconium.
Reliable anti-corrosion protection - cathodic system with two magnesium anodes with increased mass;
- **SECURITY** - with unique “6-level protection”:
Special elliptic flange - patented technology;
External capillary thermostat and capillary thermal cut out;
Combined metal safety valve - performing the actions of a balancing, check and differential valve;
- **Easy maintenance and service** - if necessary, the dry heater can be replaced without having to drain out the water from the water heater;
- **Anti-freeze protection;**
- **Double illuminated waterproof switch** - for turning on of one or both of the heating elements;
- **Possibility to fit an anode tester** to control the corrosion protection state;
- **Temperature indicator.**

ELECTRIC WATER HEATERS ELDOM EUREKA 30-200L, DRY TUBULAR HEATING ELEMENTS

17



SPECIFICATIONS

Parameters		WV03039D	WV05039D	WV08039D	WV08046D	WV10046D	WV12046D	WV15046D*	72280D*	72281D*
Model		WV03039D	WV05039D	WV08039D	WV08046D	WV10046D	WV12046D	WV15046D*	72280D*	72281D*
Volume range		30	50	80	80	100	120	150	150	200
Load profile		S	M	M	M	M	M	L	L	L
Energy efficiency class		C	C	C	C	C	C	C	C	C
Annual electricity consumption	kWh	548	1401	1375	1366	1343	1333	2555	2544	2506
Thermostat temperature presetting	°C	60	60	60	60	60	60	60	75	75
Mixed water at 40°C	L	-	70	118	120	144	188	217	268	372
Rated pressure	Mpa	0.7	0.7	0.7	0.7	0.7	0.7	0.7	0.7	0.7
Rated voltage	V~	230	230	230	230	230	230	230	230	230
Rated electrical power	kW	2x0.8	2x0.8	2x1.0	2x1.0	2x1.0	2x1.0	2x1.0	2x1.0	2x1.0
Gross weight	kg	15.5	20	28.5	26.5	31.5	36	43	50	62
Connections										
1: Hot water outlet		G 1/2"M	G 1/2"M	G 1/2"M	G 1/2"M	G 1/2"M	G 1/2"M	G 1/2"M	G 1/2"M	G 1/2"M
2: Cold water inlet-Drain		G 1/2"M	G 1/2"M	G 1/2"M	G 1/2"M	G 1/2"M	G 1/2"M	G 1/2"M	G 1/2"M	G 1/2"M
3: Temperature indicator		yes	yes	yes	yes	yes	yes	yes	yes	yes
4: External thermostat		yes	yes	yes	yes	yes	yes	yes	yes	yes
5: Flange with heating element		yes	yes	yes	yes	yes	yes	yes	yes	yes
6: Illuminated switch		yes	yes	yes	yes	yes	yes	yes	yes	yes
Dimensions										
A	mm	560	760	1125	835	1005	1170	1420	1015	1255
C	mm	155	155	155	185	185	185	185	190	190
D	mm	387	387	387	462	462	462	462	586	586
E	mm	80	80	80	96	96	96	96	105	105
F	mm	410	410	410	484	484	484	484	600	600
G	mm	33	33	33	33	33	33	33	43	43

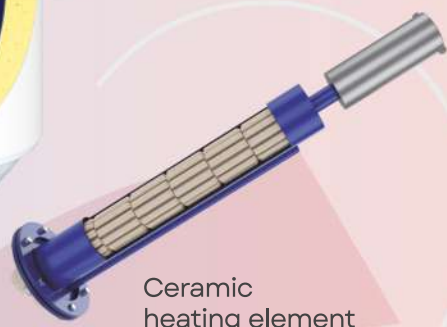
*Regulation EU 814/2013, EU 812/2013

*The largest water heaters from our ELDOM Favorite series (150 and 200 liters) are offered in different design.

See page 11-12 of the catalog.

D - water heater with two dry tubular electric heating elements

ELECTRIC WATER HEATERS ELDOM IDEA 50-200L, CERAMIC HEATING ELEMENTS



Ceramic
heating element

Water heaters type:	storage water heaters
Installation:	wall mounted, vertical
Capacity (liters):	30, 50, 80, 100, 120, 150, 200
Water tank:	enameled
Control:	mechanical

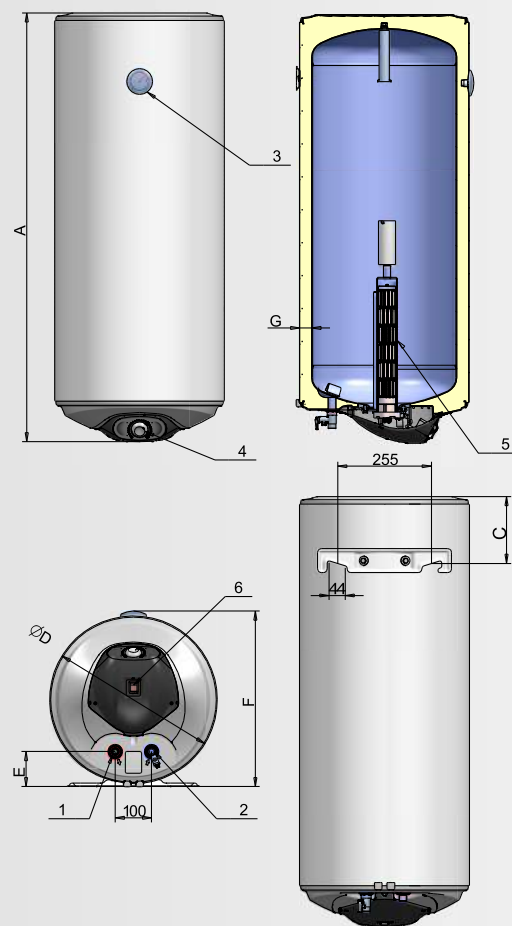
The **ELDOM Idea** water heaters models with dry ceramic heater element are suitable for use in areas with high mineralized or solid water. The dry ceramic heater element is a classic technology with proven worth for decades. It is well protected in an enameled tube and has no direct contact with water, which ensures its long lasting.

DESCRIPTION

- **Ceramic heating element** is inserted in protective sleeve and has no direct contact with the water
- **ENERGY SAVING** - the dense 33 mm thick Closed-Cell HFO heat insulation saves costs by ensuring minimum heat losses.
- **LONG LIFE:**
 - SHIELD technology** - high temperatures resistant water tank coating, due to the innovative enamel formula with increased content of zirconium.
 - Reliable anti-corrosion protection** - cathodic system with two magnesium anodes with increased mass;
 - Extremely robust design of the heating element;**
- **SECURITY** - with unique "5-level protection":
 - External capillary** thermostat and capillary thermal cut out;
 - Combined metal safety valve** - performing the actions of a balancing, check and differential valve;
- **Easy maintenance and service** - no need to drain the boiler to replace the ceramic heating element;
- **Anti-freeze protection;**
- **Illuminated waterproof switch;**
- **Temperature indicator.**

ELECTRIC WATER HEATERS ELDOM IDEA 50-200L, CERAMIC HEATING ELEMENTS

19



SPECIFICATIONS

Parameters									
Model		WV05039C	WV08039C	WV08046C	WV10046C	WV12046C	WV15046C	72280DC*	72281DC*
Volume range		50	80	80	100	120	150	150	200
Load profile		M	M	M	M	M	L	L	L
Energy efficiency class		C	C	C	C	C	C	C	C
Annual electricity consumption	kWh	1401	1375	1366	1343	1333	2555	2544	2506
Thermostat temperature	°C	60	60	60	60	60	60	60	60
presetting									
Mixed water 40°C	L	70	118	120	144	188	217	217	322
Rated pressure	Mpa	0.7	0.7	0.7	0.7	0.7	0.7	0.7	0.7
Rated voltage	V~	230	230	230	230	230	230	230	230
Rated power	kW	2	2	2	2	2	2.2	2.2	2.2
Gross weight	kg	21.5	30	28	33	37	44.5	52	64
Connections									
1: Hot water outlet		G 1/2"M	G 1/2"M	G 1/2"M	G 1/2"M	G 1/2"M	G 1/2"M	G 1/2"M	G 1/2"M
2: Cold water inlet - Drain		G 1/2"M	G 1/2"M	G 1/2"M	G 1/2"M	G 1/2"M	G 1/2"M	G 1/2"M	G 1/2"M
3: Temperature indicator		yes	yes	yes	yes	yes	yes	yes	yes
4: External thermostat		yes	yes	yes	yes	yes	yes	yes	yes
5: Flange with heating element		yes	yes	yes	yes	yes	yes	yes	yes
6: Illuminated switch		yes	yes	yes	yes	yes	yes	yes	yes
Dimensions									
A	mm	760	1125	835	1005	1170	1420	1015	1255
C	mm	155	155	185	185	185	185	190	190
D	mm	387	387	462	462	462	462	586	586
E	mm	80	80	96	96	96	96	105	105
F	mm	410	410	484	484	484	484	600	600
G	mm	33	33	33	33	33	33	43	43

*Regulation EU 814/2013, EU 812/2013

*The largest water heaters from our ELDOM Favorite series (150 and 200 liters) are offered in different design.

See page 11-12 of the catalog.

C - water heater with ceramic heating element

➤ **Intelligent electronic control with Wi-Fi enables:**

Remote control via the Internet - easy and convenient access to ELDOM appliances from all over the world;

Full control of the appliance's operation - setting all of the functions and options in the menu from distance;

Monitoring the important parameters measured by the controllers of your appliance;

Gives current status of the appliance and statistical reports on its consumption;

➤ **Elegant color LED display:**

Interface of different language versions;

Determining the brightness of the display and smoothly adjusting the luminance;

➤ **Intuitive and highly user-friendly MyELDOM app:**

Available in 12 languages;

Enables the control of more than one ELDOM appliance;

Can be downloaded for free from Google Play and App Store;

i DESCRIPTION



MANAGE FROM YOUR



smartphone



tablet



computer



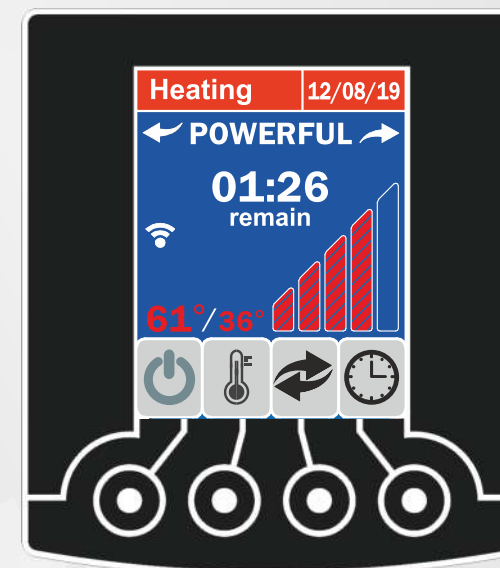
MyELDOM application:




GET IT ON
Google Play



Download on the
App Store



Electronic control
for ELDOM Galant flat water heaters



Electronic control with Wi-Fi
for electric water heaters ELDOM

FLAT ELECTRIC WATER HEATERS ELDOM GALANT 60-100 L WITH TWO WATER TANKS

21



FLAT ELECTRIC WATER HEATERS ELDOM GALANT 60-100 L WITH TWO WATER TANKS



Model: **DU060W-W**

Model: **DU080W-W**

Water heaters type:	storage water heaters
Installation:	wall mounted, horizontal or vertical
Capacity (liters):	50, 65, 80
Water tank:	enameled
Control:	electronic with Wi-Fi

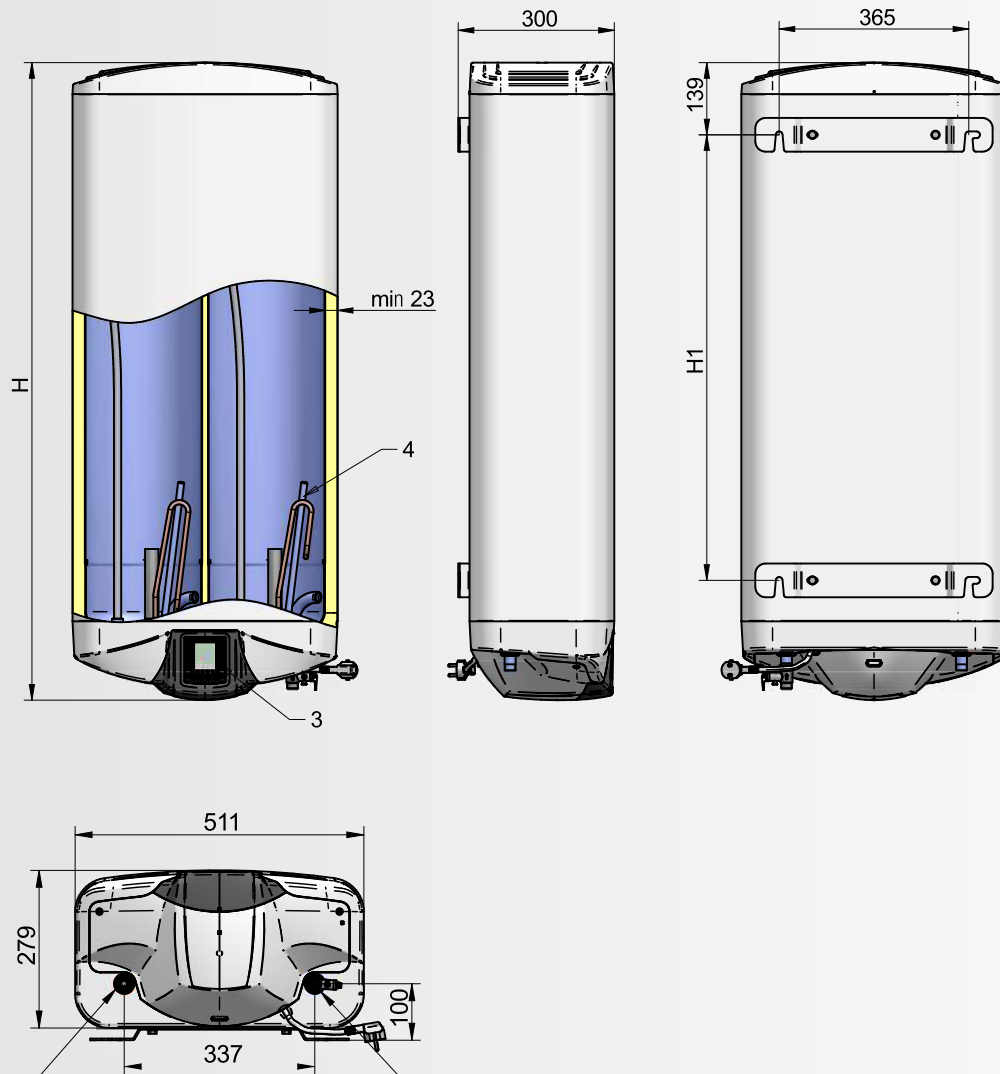
Introducing **ELDOM Galant** – the new line of ELDOMINVEST water heaters of flat design. ELDOM Galant water heaters are the most powerful in this category. Only in this line, heating elements (2.1 kW + 1.2 kW) in the two water tanks can operate together or separately. This innovation of ELDOMINVEST guarantees a large amount of hot water.

i DESCRIPTION

- **SLIM design - to save space (just 279mm thin);**
- **Bi-position** - can be installed either in vertical or horizontal position;
- **Two separated water tanks** - a special design, providing a perfect mix of water despite of the compact dimensions of the device;
- **ENERGY SAVING** - the thick Closed-Cell HFO heat insulation saves costs by ensuring minimum heat losses.
- **LONG LIFE:**
 - SHIELD technology** - high temperatures resistant water tank coating, due to the innovative enamel formula with increased content of zirconium.
 - Reliable anti-corrosion protection** - cathodic system with four (two in each water tank) magnesium anodes with increased mass;
- **SECURITY** - with unique “6-level protection”;
- **Intelligent electronic control with Wi-Fi:**
- **POWERFUL mode** - innovative simultaneous work of both heating elements providing large amount of hot water for short heating time;
- **Maximum amount of heated water in a minimum time:**
 - DU080W(-W)** provides 35l of hot water (at a flow rate 6l/min) sufficient for quick shower;
 - DU080W(-W)** provides over 120l of hot water at 40°C in 2 hours.
- **SMART mode** - intended for automatic selection of the most appropriate temperature to which water will be heated, in order to achieve the lowest electricity cost under permanent provision of warm water;
- **SUPER SAVING mode** - enables operation during night low-cost periods.
- **Real-time self-test;**
- **“Shower ready” indication;**
- **Adaptive color display** - the layout is rotated according to the mounting position
- **Anti-Legionella function.**

FLAT ELECTRIC WATER HEATERS ELDOM GALANT 60-100 L WITH TWO WATER TANKS

23



SPECIFICATIONS

Parameters		DU060W-W	DU080W-W	DU100W-W
Model	...	DU060W-W	DU080W-W	DU100W-W
Volume range	...	60	80	100
Rated Volume	L	50	65	80
Energy efficiency class	...	B	B	B
Annual electricity consumption	kWh	1274	1238	1311
Rated pressure	Mpa	0,7	0,7	0,7
Rated voltage		230	230	230
Maximum electrical power	V~	2,1+1,2	2,1+1,2	2,1+1,2
MIX 40°C at Tset 75°C	kWh	66	125	166
Heating time	L	114	120	126
Gross Weight	min	25	29.6	34.5
CONNECTIONS:	kg			
1: Hot water outlet		G1/2 M	G1/2 M	G1/2 M
2: Cold water inlet - Drain		G1/2 M	G1/2 M	G1/2 M
3: Control panel		yes	yes	yes
4: Flange with heating element		yes	yes	yes
EXTRAS:				
POWERFUL mode	yes	yes	yes
SMART mode	yes	yes	yes
Bi-Position	...	yes	yes	yes
SUPER SAVE	...	yes	yes	yes
6-rate protection	...	yes	yes	yes
STOP corrosion system	...	yes	yes	yes
SHIELD technology	...	yes	yes	yes
DIMENSIONS:				
H	mm	838	1033	1228
H1	mm	468	663	858

*Regulation EU 814/2013, EU 812/2013

FLAT ELECTRIC WATER HEATERS ELDOM GALANT 60-100 L WITH TWO WATER TANKS



Model: DV060W-W

Model: DV080W-W

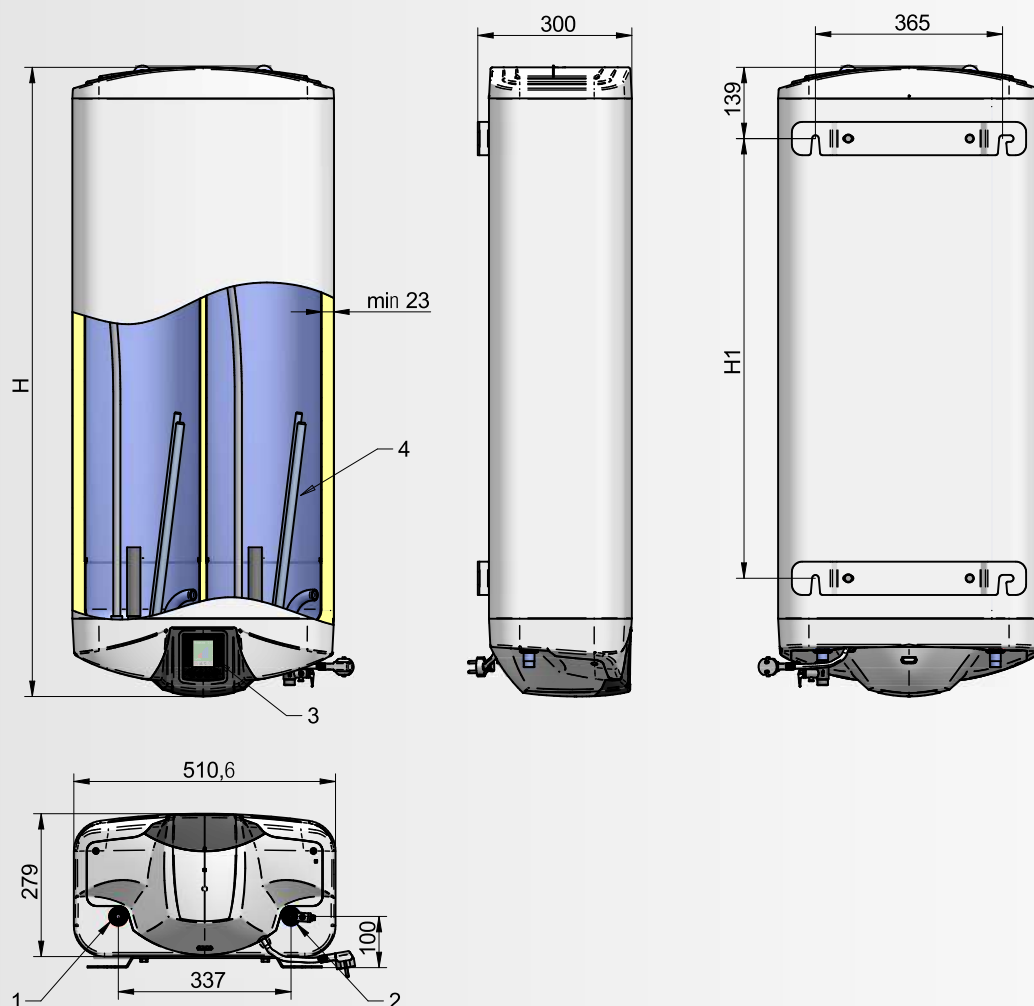
Water heaters type: storage water heaters
 Installation: wall mounted, vertical
 Capacity (liters): 50, 65, 80
 Water tank: enameled
 Control: electronic with Wi-Fi

DESCRIPTION

- **In these models**, dry tubular heating elements are not in direct contact with water but are TIGHTLY MOUNTED in specially designed metal cladding through which they transfer heat;
The dry heating elements are perfect solution for areas where tap water is:
 With high carbonate content (limestone), which supposes greater scale formation;
 Water is too soft and its aggressive action causes corrosion processes on the heating element itself;
- **Dry tubular heating elements have:**
Long service life because they are not in direct contact with aggressive waters;
High energy efficiency – heating elements are tightly mounted in specially designed metal cladding through which they transfer heat without significant heat loss;
- **No calcareous deposits on heating elements;**
- **Easy maintenance** – the dry heating element can be replaced easily, if necessary, without having to drain water from the heater.

FLAT ELECTRIC WATER HEATERS ELDOM GALANT 60-100 L WITH TWO WATER TANKS

25



SPECIFICATIONS

Parameters				
Model	...	DV060DW-W	DV080DW-W	DV100DW-W
Volume range	...	60	80	100
Energy efficiency class	...	B	B	B
Annual electricity consumption	kWh	1274	1238	1311
Rated pressure	Mpa	0,7	0,7	0,7
Rated voltage	V~	230	230	230
Maximum electrical power	kWh	2x1+1	2x1+1	2x1+1
MIX 40°C	L	66	125	166
Gross Weight	kg	25	29,6	34,5
CONNECTIONS:				
1: Hot water outlet		G1/2 M	G1/2 M	G1/2 M
2: Cold water inlet - Drain		G1/2 M	G1/2 M	G1/2 M
3: Control panel		yes	yes	yes
4: Flange with heating elements		yes	yes	yes
EXTRAS:				
POWERFUL mode	yes	yes	yes
SMART mode	yes	yes	yes
Bi-Position	...	no	no	no
Режим SUPER SAVE	...	yes	yes	yes
6-rate protection	...	yes	yes	yes
STOP corrosion system	...	yes	yes	yes
SHIELD technology	...	yes	yes	yes
DIMENSIONS:				
H	mm	838	1033	1228
H1	mm	468	663	858

*Regulation EU 814/2013, EU 812/2013

ELECTRIC WATER HEATERS ELDOM STYLE 30-120L FOR VERTICAL WALL MOUNTING



Model: **72265WG**

Water heaters type:	storage water heaters
Installation:	wall mounted, vertical
Capacity (liters):	30, 50, 80, 100, 120
Water tank:	enameled
Control:	mechanical

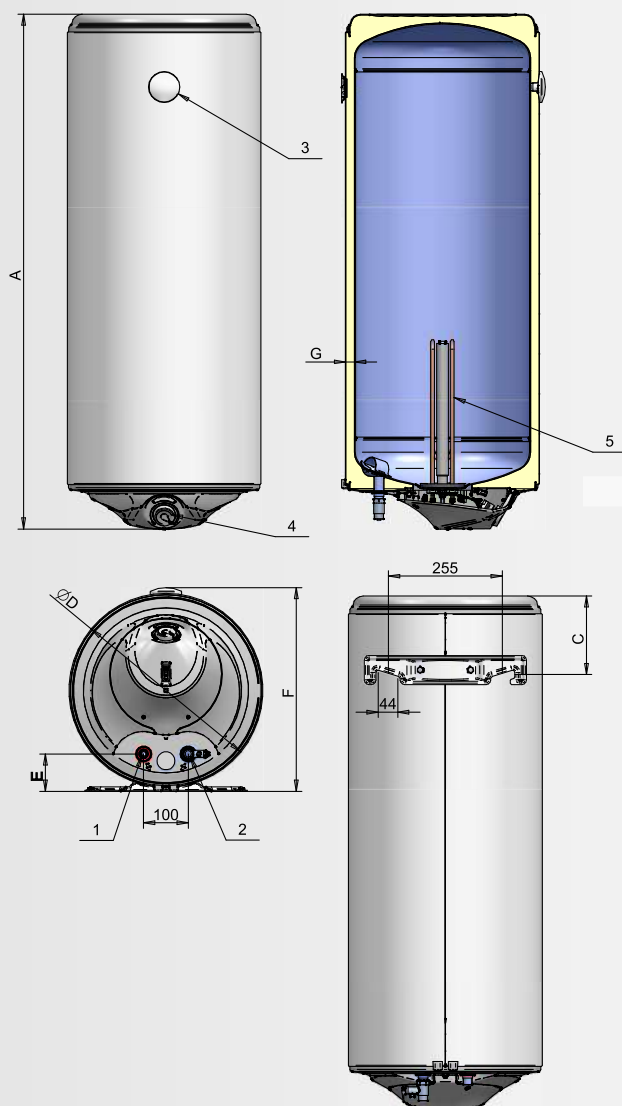
When developing the **ELDOM Style** water heaters we have concentrated our efforts on the balancing of the competitive low price with all of the features and functions, expected from a standard electric household water heater. All of that – without making any compromises with the quality and the reliability of the appliance.

DESCRIPTION

- **ENERGY SAVING** - the thick Closed-Cell HFO heat insulation saves costs by ensuring minimum heat losses.
- **LONG LIFE:**
 - SHIELD technology** - high temperatures resistant water tank coating, due to the innovative enamel formula with increased content of zirconium.
 - Reliable anti-corrosion protection** - cathodic system with one magnesium anode with increased mass;
- **SECURITY** - with unique “6-level protection”:
 - Special elliptic flange** - patented technology;
 - External capillary** thermostat and capillary thermal cut out;
 - Combined metal safety valve** - performing the actions of a balancing, check and differential valve;
- **Models (D)** with two dry tubular electric heating elements, which have no direct contact with water.
- **ECO mode** - to set an economical mode of operation of the appliance;
- **Stylish design;**
- **Anti-freeze protection;**
- **Illuminated waterproof switch;**
- **Temperature indicator;**
- **Impressive On / off light indication.**

ELECTRIC WATER HEATERS ELDOM STYLE 30-120L FOR VERTICAL WALL MOUNTING

27



SPECIFICATIONS

Parameters							
Model		72269WNG 72269WNDG*	72267WNG 72267WNDG*	72268WNG 72268WNDG*	72265WNG 72265WNG*	72270WNG 72270WNG*	72266WNG 72266WNG*
Volume range		30	50	80	80	100	120
Load profile		S	M	M	M	M	M
Energy efficiency class		C	C	C	C	C	C
Annual electricity consumption	kWh	531/556*	1392/1411	1337/1354*	1412/1423*	1383/1396*	1352
Thermostat temperature presetting	°C	60	60	60	60	60	60
Mixed water at 40°C	L	-	70/79*	118/126*	120/124*	144/156*	188
Rated pressure	Mpa	0.7 / 0.8*	0.7 / 0.8*	0.7 / 0.8*	0.7 / 0.8*	0.7 / 0.8*	0.7 / 0.8*
Rated voltage	V~	230	230	230	230	230	230
Rated electrical power	kW	1.5 / 2x0,8*	1.5 / 2x0,8*	2.0 / 2x1,0*	2.0 / 2x1,0*	2.0 / 2x1,0*	2.0 / 2x1,0*
Gross weight	kg	14/14.5	18/18.5	25/25.5	23/23.5	27/27.5	30.6/31.1
Connections							
1: Hot water outlet		G 1/2"M	G 1/2"M	G 1/2"M	G 1/2"M	G 1/2"M	G 1/2"M
2: Cold water inlet - Drain		G 1/2"M	G 1/2"M	G 1/2"M	G 1/2"M	G 1/2"M	G 1/2"M
3: Temperature indicator		yes	yes	yes	yes	yes	yes
4: Control panel		yes	yes	yes	yes	yes	yes
5: Flange with heating element		yes	yes	yes	yes	yes	yes
Dimensions							
A	mm	568	768	1133	825	1000	1165
C	mm	155	155	155	175	175	175
D	mm	387	387	387	435	435	435
E	mm	80	80	80	85	85	85
F	mm	410	410	410	455	455	455
G	mm	33	33	33	20	20	20

Two dry tube heaters – the heating element does not go into a direct contact with water; it is tightly fitted inside a thin tube which is enameled together with the water tank flange. The lack of calcareous precipitations on heater and water tank whole inside surface maintains the energy efficiency of water heater and extends its life-time.

*Regulation EU 814/2013, EU 812/2013

*D - water heater with two dry tubular electric heating elements

ELECTRIC WATER HEATERS

SPECTRA 50-120L FOR VERTICAL WALL MOUNTING



Model: **SV08044**

Water heaters type:	storage water heaters
Installation:	wall mounted, vertical
Capacity (liters):	50, 80, 100, 120
Water tank:	enameled
Control:	mechanical

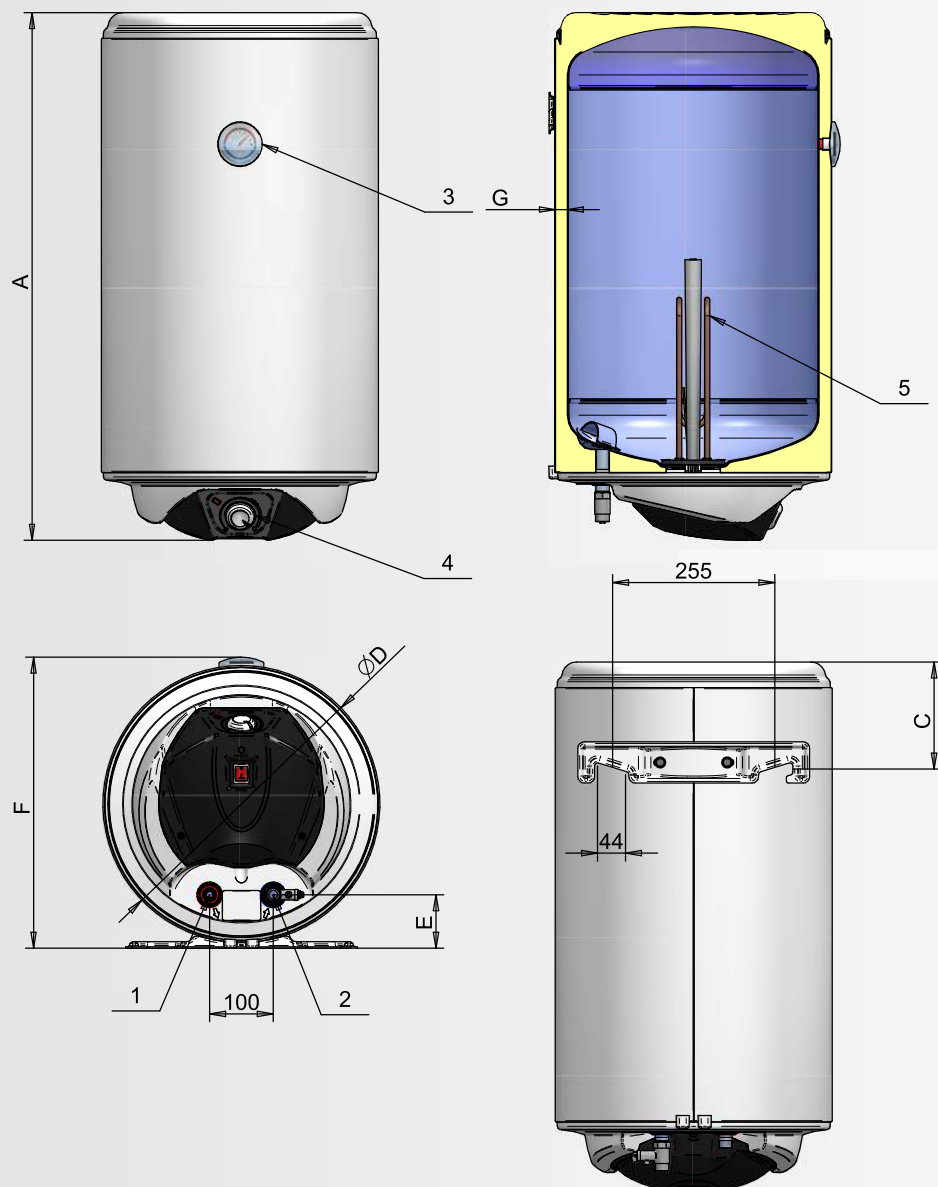
Despite the attractive and affordable price, due to the experience and the original technology of **ELDOMINVEST, SPECTRA** water heaters offers extras inherent to the high-class water heaters. They are with a thick ecologically clean insulation with minimal losses in standby mode. We also provide models with dry tubular electric heating elements - for aggressive and very soft water.

DESCRIPTION

- **Stylish EDGE DESIGN** – With an elegant and easy to use control panel;
- **ENERGY SAVING** – the dense 33 mm thick Closed-Cell HFO heat insulation saves costs by ensuring minimum heat losses.
- LONG LIFE:**
- SHIELD technology** – high temperatures resistant water tank coating, due to the innovative enamel formula with increased content of zirconium.
- Reliable anti-corrosion protection** – cathodic system with two magnesium anodes with increased mass;
- **SECURITY** – with unique “6-level protection”:
- Special elliptic flange** – patented technology;
- External capillary** thermostat and capillary thermal cut out;
- Combined metal safety valve** – performing the actions of a balancing, check and differential valve;
- **Models (D)** with two dry tubular electric heating elements, which have no direct contact with water.
- **Anti-freeze protection;**
- **Illuminated waterproof switch;**
- **Temperature indicator;**
- **On / off light indication.**

ELECTRIC WATER HEATERS SPECTRA 50-120L FOR VERTICAL WALL MOUNTING

29



SPECIFICATIONS

Parameters					
Model	...	SV05044/ SV05044D*	SV08044/ SV08044D*	SV10044/ SV10044D*	SV12044/ SV12044D*
Volume range		50	80	100	120
Load profile		M	M	M	M
Energy efficiency class	...	C	C	C	C
Annual electricity consumption	kWh	1381	1412	1383	1352
Thermostat temperature presetting	°C	60	60	60	60
*Mixed water 40°C	L	73	120	144	188
Rated pressure	Mpa	0,7	0,7	0,7	0,7
Rated voltage	V~	230	230	230	230
Rated electrical power	kW	1.5 / 2x0.8*	2,0 / 2x1.0*	2,0 / 2x1.0*	2,0 / 2x1.0*
Gross weight	kg	17,5/18	23/23,5	27/27,5	30.5/31
Connections					
1: Hot water outlet		G1/2 M	G1/2 M	G1/2 M	G1/2 M
2: Cold water inlet - Drain		G1/2 M	G1/2 M	G1/2 M	G1/2 M
3: Temperature indicator		yes	yes	yes	yes
4: Control panel		yes	yes	yes	yes
5: Flange with heating element		yes	yes	yes	yes
Dimensions					
A	mm	610	825	1000	1165
C	mm	175	175	175	175
D	mm	435	435	435	435
E	mm	85	85	85	85
F	mm	457	457	457	457
G	mm	20	20	20	20

D* - (in the model number) - water heater with two dry tubular electric heating elements and electric double switch

*Regulation EU 814/2013, EU 812/2013

ELECTRIC WATER HEATERS ELDOM

THERMO FIX 50-120L WITH THERMAL MIXING SYSTEM



Model: SV08044TF

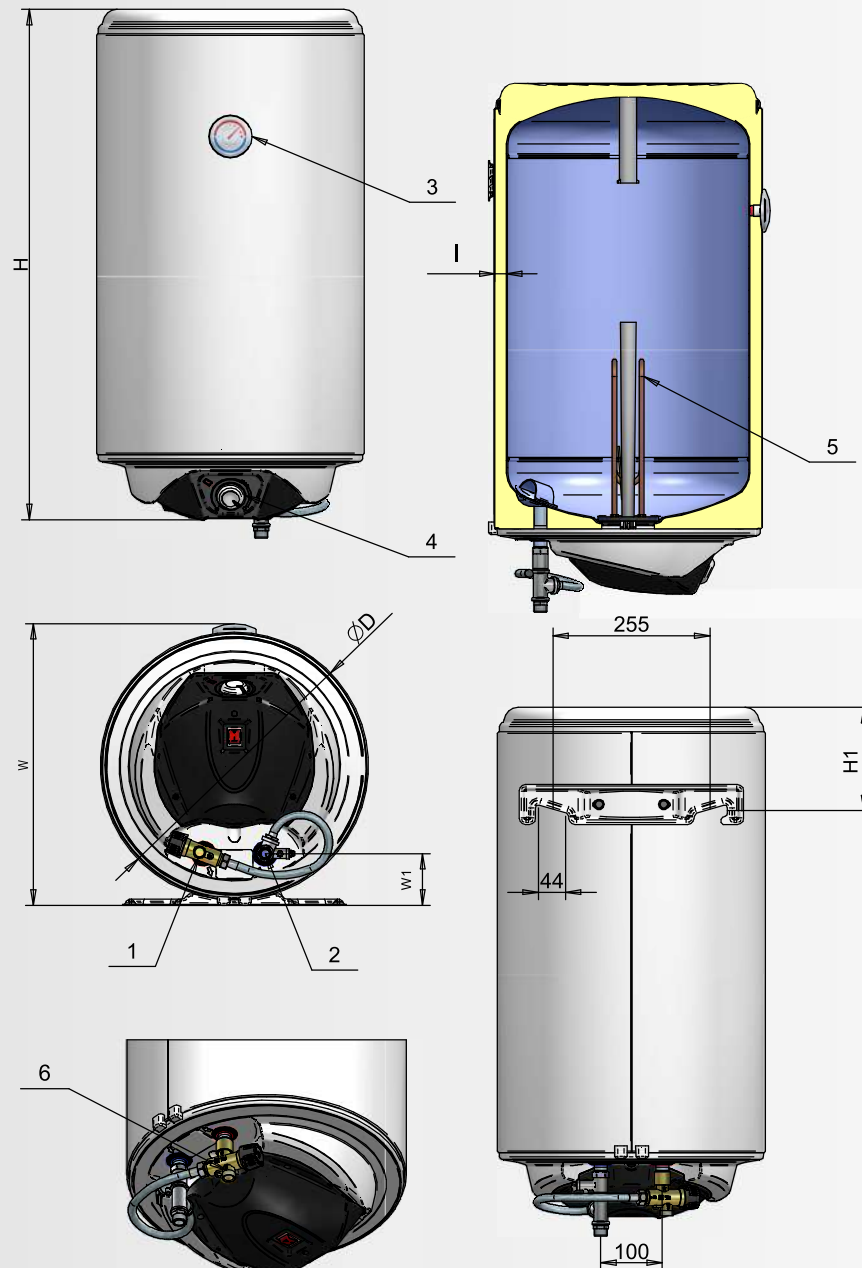
Water heaters type:	storage water heaters
Installation:	wall mounted, vertical
Capacity (liters):	50, 80, 100, 120
Water tank:	enameled
Control:	mechanical

DESCRIPTION

- ② With **ELDOM Thermo Fix** - a unique line of water heaters with a thermal mixing system:
You can always count on ready-to-use warm water at the desired temperature set by you;
You save more than 15% of warm water, energy and time - without annoying temperature adjustment in each mixer tap in your home. This prevents the loss of large amounts of water and thermal energy, and accordingly provides much more mixed warm water;
- ② **Maximum mix of warm water** - the water heater keeps a large reserve of hot water available at all times to be diluted up to the desired temperature by the thermal mixing system at the outlet.
- ② **Safety and ease** - no scalding hazard;
- ② **Strong antibacterial protection** - although you get a ready-to-use mixed water from the thermal mixing system, your ELDOM Thermo Fix water heater provides you hot water of high sanitary and hygienic quality. This is achieved by setting the automatic capillary thermostat to the maximum level. Thus, it will switch off at 75°C. For your information all viruses and bacteria, including the popular Legionella, die at temperatures of more than 65°C;
- ② **Excellent price** - you get a quality ELDOM water heater supplied with a thermal mixing system serving simultaneously all consumers connected to the water heater. The appliance is fully equipped for installation.
- ② **Constant fixed temperature** - frequent changes in water mains pressure, for example when water is used in different consumption points at the same time, do not affect the selected water temperature.
- ② **ENERGY SAVING** - the thick Closed-Cell HFO heat insulation saves costs by ensuring minimum heat losses.
- ② **LONG LIFE:**
SHIELD technology - high temperatures resistant water tank coating, due to the innovative enamel formula with increased content of zirconium.
Reliable anti-corrosion protection - cathodic system with two magnesium anodes with increased mass;
- ② **SECURITY** - with unique "6-level protection":
Special elliptic flange - patented technology;
External capillary thermostat and capillary thermal cut out;
Combined metal safety valve - performing the actions of a balancing, check and differential valve.

ELECTRIC WATER HEATERS ELDOM THERMO FIX 50-120L WITH THERMAL MIXING SYSTEM

31



SPECIFICATIONS

Parameters					
Model	...	SV05044TF	SV08044TF	SV10044TF	SV12044TF
Volume range		50	80	100	120
Load profile	...	M	M	M	M
Energy efficiency class		C	C	C	C
Annual electricity consumption	kWh	1381	1412	1383	1352
Thermostat temperature presetting	°C	60	60	60	60
*Mixed water 40°C	L	73	120	144	188
Rated pressure	Mpa	0,7	0,7	0,7	0,7
Rated voltage	V~	230	230	230	230
Rated electrical power	kW	1,5	2,0	2,0	2,0
Gross weight	kg	18	23,5	27,5	31
Connections					
1. Hot water outlet		G1/2 M	G1/2 M	G1/2 M	G1/2 M
2. Cold water inlet - Drain		G1/2 M	G1/2 M	G1/2 M	G1/2 M
3. Temperature indicator		yes	yes	yes	yes
4. Control panel		yes	yes	yes	yes
5. Flange with heating element		yes	yes	yes	yes
6. Thermostatic mixing valve		yes	yes	yes	yes
Dimensions					
H	mm	610	825	1000	1165
H1	mm	175	175	175	175
D	mm	435	435	435	435
W1	mm	85	85	85	85
W	mm	457	457	457	457
I	mm	20	20	20	20

*Regulation EU 814/2013, EU 812/2013

COMPACT ELECTRIC WATER HEATERS ELDOM 7-15 L



Model: **72525NMB**



Model: **72326PMP**

Water heaters type: storage water heaters
 Installation: under sink, above sink
 Capacity (liters): 7, 10, 15
 Water tank: enameled

ELDOM water heaters with capacity of 7, 10 and 15l discreetly provide warm water to the point where they are mounted. They offer all the advantages of high capacity storage water heaters, but with their elegant shapes and compactness take up minimum space.

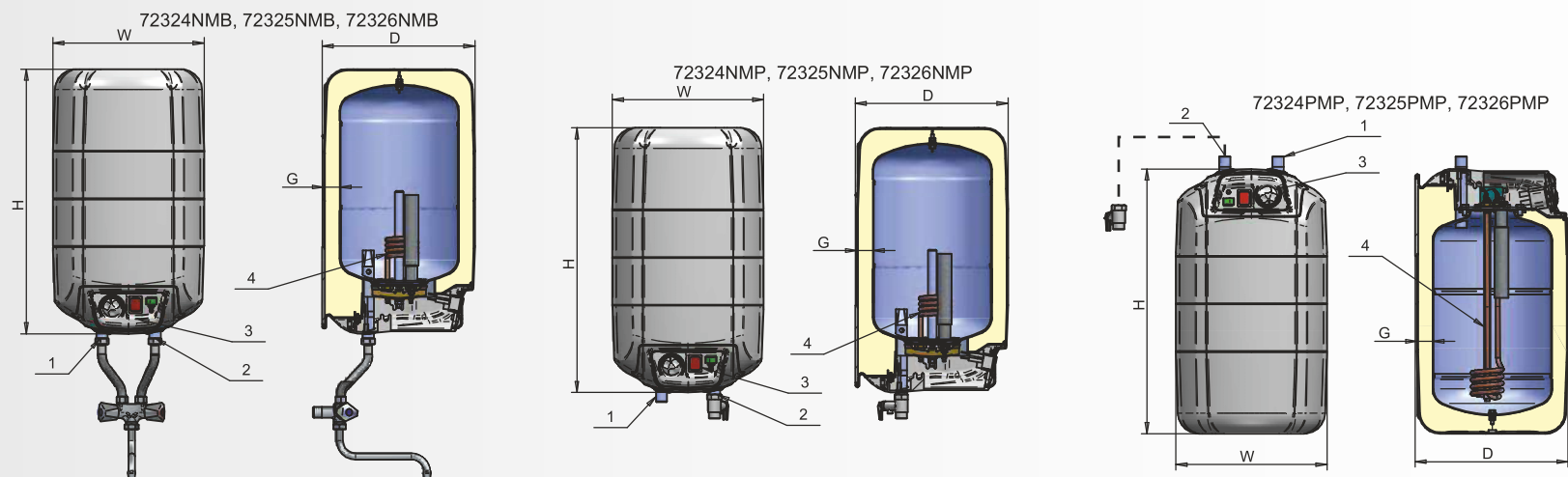
Our **ELDOM** 7-15L water heaters operate under two principles - free flow (for installation above sink) and under pressure (for installation under or above sink).

DESCRIPTION

- **ENERGY SAVING** - the 30 mm thick Closed-Cell HFO heat insulation ensures minimum heat losses and saves money
- **LONG LIFE** - reliable anti-corrosion protection:
SHIELD technology;
Cathodic system with a magnesium anode with an increased mass;
- **SECURITY** - with five and six-level protection (for models operating under pressure);
- **External capillary** thermoregulator and capillary thermal cut out;
- **Electrical tubular heating element;**
- Quick and easy installation - all of the appliances are supplied fully equipped for assembly;
- **Illuminated water proof switch;**
- **Suitable for installation** in premises without plumbing system for hot water;
- **Modern elegant design;**
- **The models operating** under pressure are equipped with safety metal valve;
- **Free-flow models** are supplied with a special mixing tap with ceramic closing mechanisms and flexible hoses.

COMPACT ELECTRIC WATER HEATERS ELDOM 7-15 L

33



SPECIFICATIONS

Parameters		For installation above sink						For installation under sink		
Installation		Open-outlet(with free flow)						Under pressure(closed)		
Operation principle		Open-outlet(with free flow)						Under pressure(closed)		
Model	...	72324NMB	72325NMB	72326NMB	72324NMP	72325NMP	72326NMP	72324PMP	72325PMP	72326PMP
Volume range	...	7	10	15	7	10	15	7	10	15
Energy efficiency class	-	B	B	B	B	B	B	B	B	B
Load profile	-	3XS	XXS	XS	3XS	XXS	XS	3XS	XXS	XS
Annual electricity consumption	kWh	89	534	517	89	534	517	95	573	523
Rated pressure	Mpa	0	0	0	0.7	0.7	0.7	0.7	0.7	0.7
Rated voltage	V~	230	230	230	230	230	230	230	230	230
Rated electrical power	kW	1.5	1.5	1.5	1.5	2.0	2.0	1.5	2.0	2.0
Gross weight	kg	6.6	7.7	9.4	6.4	7.5	8.8	6.5	7.6	8.9
Connections										
1: Hot water outlet		G 1/2"M	G 1/2"M	G 1/2"M	G 1/2"M	G 1/2"M	G 1/2"M	G 1/2"M	G 1/2"M	G 1/2"M
2: Cold water inlet - Drain		G 1/2"M	G 1/2"M	G 1/2"M	G 1/2"M	G 1/2"M	G 1/2"M	G 1/2"M	G 1/2"M	G 1/2"M
3: Control panel		-	-	-	-	-	-	-	-	-
4: Flange with heating element		-	-	-	-	-	-	-	-	-
Dimensions										
W	mm	285	285	285	285	285	285	285	285	285
D	mm	288	288	288	288	288	288	288	288	288
H	mm	340	430	520	340	430	520	340	430	520
G (Insulation thickness)	mm	30	30	30	30	30	30	30	30	30

*Regulation EU 814/2013, EU 812/2013



NEW



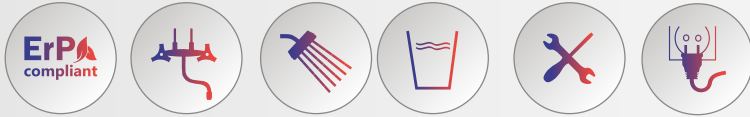
Water heaters type: instantaneous
Installation: standing, for sink

DESCRIPTION

- **Endless hot water** - the models provide a steady and continuous flow of hot water, meeting your demand for instant comfort and convenience;
- **High quality materials** - the housing is made of high quality CrNi stainless steel, ensuring durability and reliability;
- **Detachable plug for easy installation** - designed to simplify the installation process, this plug ensures quick and easy installation tailored to the specific room;
- **360°** - flexible installation solutions with two different types of 360° rotating levers, providing convenience and style;
- **Temperature control with LED display** temperature control with easy-to-read integrated LED display for adjustment and control;
- **Innovative standing design.**

SPECIFICATIONS

Parameters / Model	E31	E32	E33	E34
Type of lever	metal	plastic	Flexible winch with white silicone coating	Flexible winch with white silicone coating
Nominal voltage [V]	230 V~	230 V~	230V~	230V~
Nominal output [W]	3300W	3300W	3300W	3300W
Type of appliance	free discharge (open outlet)	free discharge (open outlet)	Free draining unit (open-outlet)	Free draining unit (open-outlet)
Nominal pressure [Mpa]	0	0	0	0
Nominal pressure of the water in the water supply system [Mpa]	0,1 - 0,6	0,1 - 0,6	0,1-0,6	0,1-0,6
Overall dimensions [mm]	400x229x57/100	214x191x57/100	420x200x57/100	420x200x57/100
Weight [kg]	1	1	1	1



Water heaters type: Instantaneous
Installation: for sink, for bathroom, combined

The instantaneous water heaters from the series **ELDOM β** & **ELDOM** work with single phase current and are especially designed with a thought for the customer's comfort. All of the models are with compact dimensions, extremely easy to assemble and operate.


The great convenience with the instantaneous **ELDOM** water heaters is that they don't require hot water plumbing installation. They are being mounted on the point of use.

From the **ELDOM β** series we offer models for kitchen, for bathroom and combined ones. All of the models have a water stream flow controller, convenient winch with a disperser and/or functional shower console. Depending on their power, the water heaters from the **ELDOM β** series are equipped with an illuminated waterproof double or single switch.

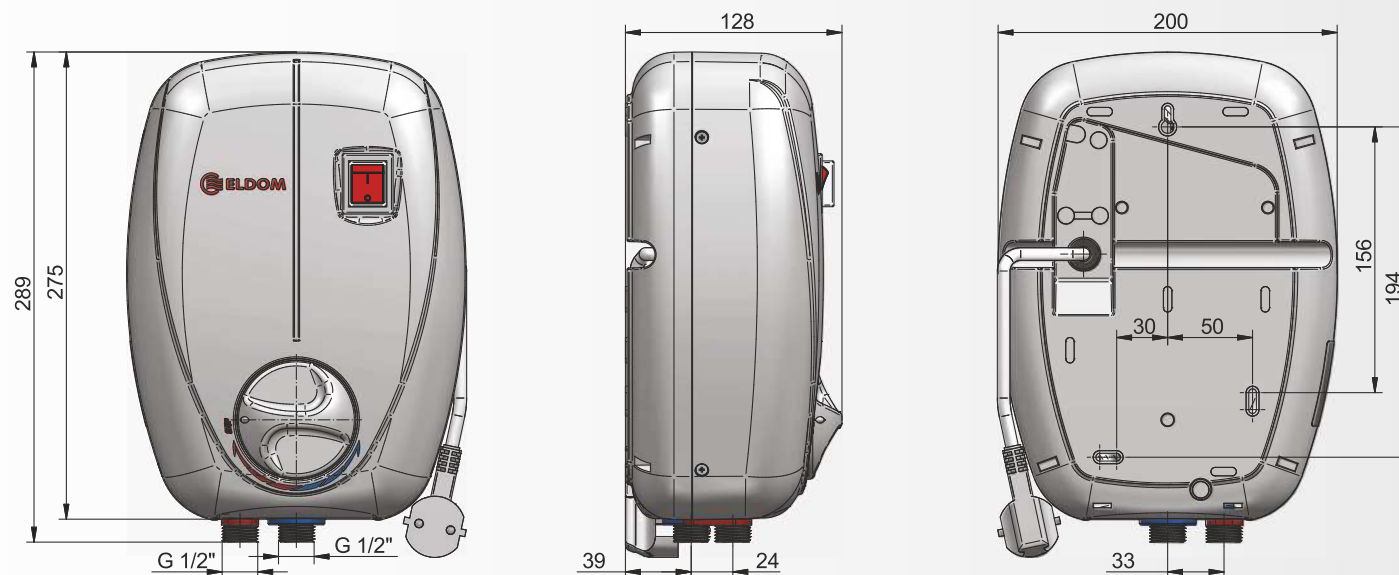
DESCRIPTION

- **ENERGY SAVING** - high-efficient water heaters, consuming energy only under operation; **Heat the water** as it passes through them, thus eliminating completely heat losses.
- **SECURITY** - 4 - level protection:
 - Protection against electric injuries;
 - Protection from exceeding the water temperature set;
 - Protection in case of pressure fall in water-main;
 - Protection from pressure exceeding;
- **Filtering the incoming water from solid particles;**
- **Easy installation** – the device is fully equipped and no additional accessories or installation elements are needed;
- **Illuminated waterproof switch;**
- **Elegant design.**

ELDOM instantaneous water heater series is characterized with compact elegant and inovative design. These appliances are equipped with a water flow regulator, thermostat and magnet valve for controlling the inlet water flow, with no need to change the one which has already been set.



INSTANTANEOUS WATER HEATERS ELDOM & ELDOM β



SPECIFICATIONS

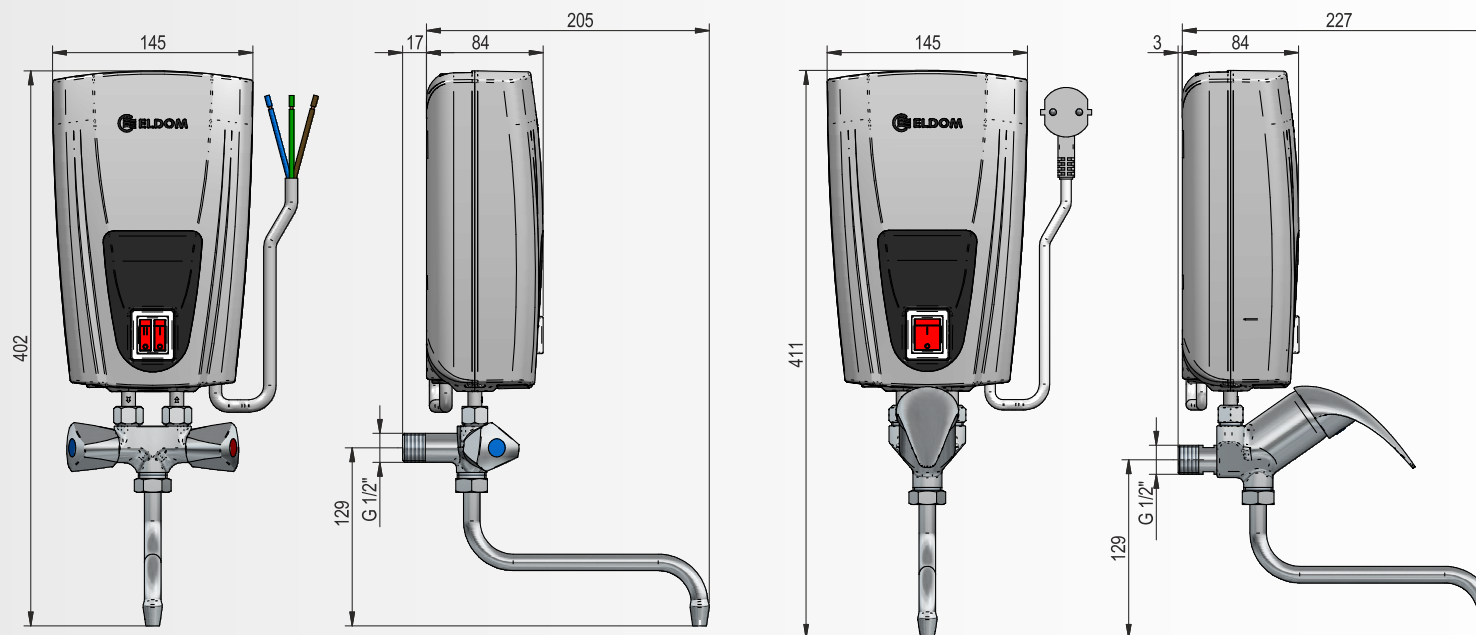
Parameters / Model		72485 Beta 4	72486 Beta 7	72486C Beta 7	72486B Beta 7
Purpose		For sink	For sink	Combined	For bath-shower
Type of the appliance		With free drain off (with open output pipe)			
Rated pressure	Mpa	0	0	0	0
Water pressure in the water supply grid	Mpa	0,2-0,8	0,2-0,8	0,2-0,8	0,2-0,8
Rated voltage	V~	230 V~	230 V~	230 V~	230 V~
Rated power	W	3500	6500 (3500+3000)	6500 (3500+3000)	6500 (3500+3000)
Temperature of the flowing water at rated power and inlet water temperature 12 °C		45°C at 1 l/min	t max st. 68°C at 1,6 l/min 50°C at 2,4 l/min 36°C at 3,8 l/min	t max st. 68°C at 1,6 l/min 50°C at 2,4 l/min 36°C at 3,8 l/min	t max st. 50°C at 2,4 l/min 40°C at 3,3 l/min 36°C at 3,8 l/min
Overall dimensions	mm	298x195x134	298x195x134	298x195x134	298x195x134
Weight of the appliance without water	kg	1,7	1,7	2,1	1,9
Energy efficiency class		A	A	A	A

*Regulation EU 814/2013, EU 812/2013

Note: The parameters' values in the table are approximate

INSTANTANEOUS WATER HEATERS ELDOM & ELDOM β

37



SPECIFICATIONS

Parameters / Model		E41	E51	E71	E42	E52	E72
Type mixing tap		Tap with two handles			Ceramic tap with one handle		
Purpose		For sink	For sink	For sink	For sink	For sink	For sink
Voltage	V~	230 V~	230 V~	230 V~	230 V~	230 V~	230 V~
Power	kW	3.5	5.0(3.5+1.5)	6.5(3.5+3.0)	3.5	5.0(3.5+1.5)	6.5(3.5+3.0)
Type of unit		Free draining unit (open-outlet water heater)					
Pressure	Mpa	0	0	0	0	0	0
Water pressure in the water supply network	Mpa	0,2 - 0,8	0,2 - 0,8	0,2 - 0,8	0,2 - 0,8	0,2 - 0,8	0,2 - 0,8
Outgoing water temperature at full power and incoming watertemperature of 12 °C	°C	59.5°C at flow 1 l/min 43.5°C at flow 1.5 l/min	68.5°C at flow 1.2 l/min 46°C at flow 2 l/min	71°C at flow 1.5 l/min 56°C at flow 2 l/min	59.5°C at flow 1 l/min 43.5°C at flow 1.5 l/min	68.5°C at flow 1.2 l/min 46°C at flow 2 l/min	71°C mat flow 1.5 l/min 56°C at flow 2 l/min
Dimensions	mm	232x145x85	232x145x85	232x145x85	232x145x85	232x145x85	232x145x85
Unit weight without water	kg	1,8	2	2	2	2,2	2,2

*Regulation EU 814/2013, EU 812/2013

Note: The parameters' values in the table are approximate

FLOOR STANDING ELECTRIC WATER HEATERS ELDOM TITAN 150-300 L



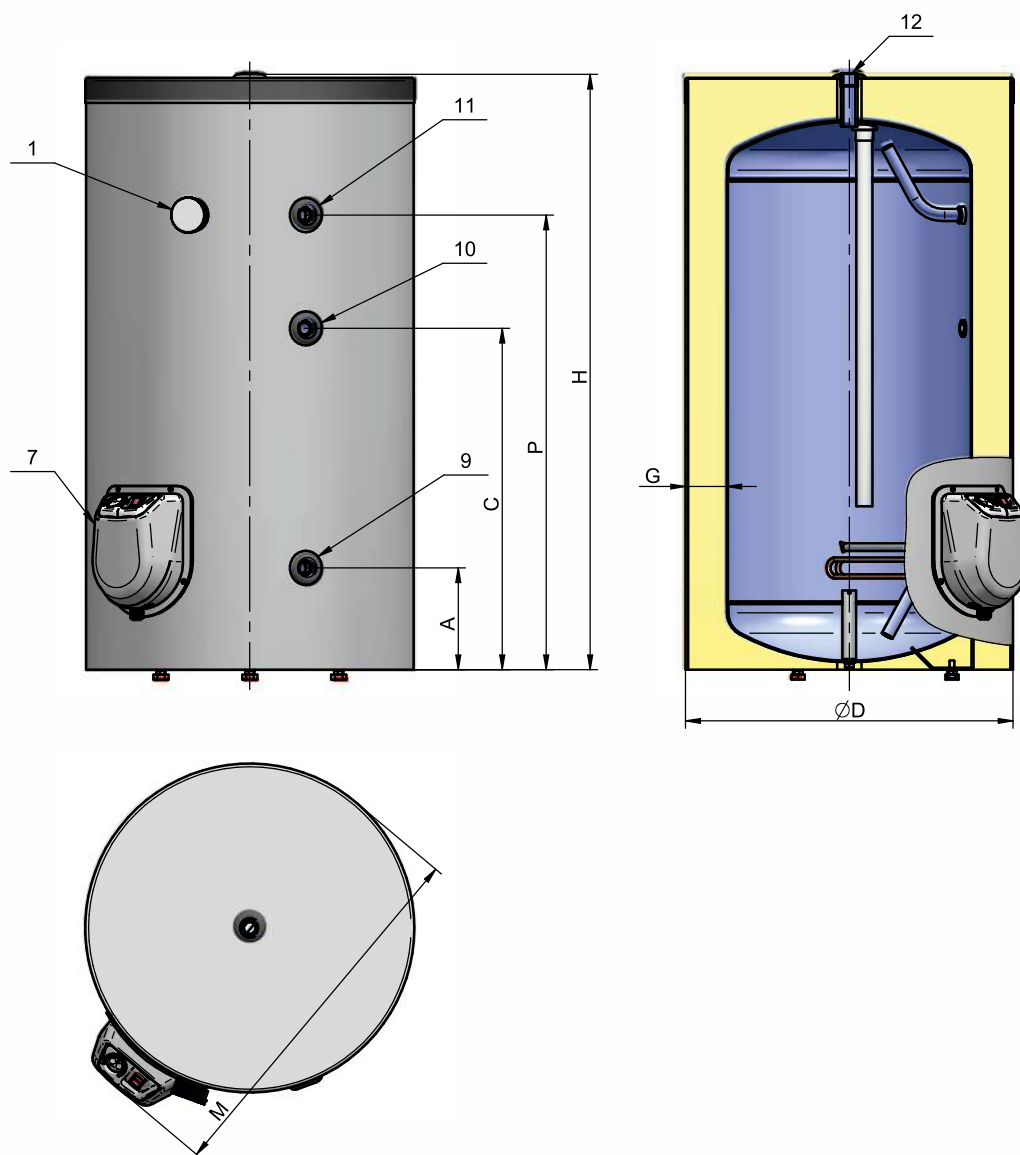
Model: **FV30067**

Water heaters type:	storage water heaters
Installation:	floor standing
Capacity (liters):	150, 200, 300
Water tank:	enameled

Often, when it is necessary for a small capacity water heater to work intensively its operating life is being shortened, so remember to choose a water heater capable to provide enough hot water for your needs. Define well the right capacity, based on the number of bathrooms and hot water consumers. We recommend the **ELDOM Titan** water heaters for family houses, office buildings and small production plants.

DESCRIPTION

- **ENERGY SAVING** - the thick Closed-Cell HFO heat insulation ensures minimum heat losses and saves money
- **LONG LIFE** - reliable anti-corrosion protection:
SHIELD technology;
Cathodic system with a magnesium anode with an increased mass;
- **SECURITY** - with 5-stage protection;
- **External capillary** thermoregulator and capillary thermal cut-out;
- **Circulation socket;**
- **Anti-freeze protection;**
- Electrical tube heating element - specially designed for this model and manufactured by ELDOMINVEST according to the latest innovative technology.



SPECIFICATIONS

Parameters		FV15060	FV20060	FV30067
Model	...	FV15060	FV20060	FV30067
Volume range	...	150	200	300
Energy efficiency class		C	C	C
Annual electricity consumption	kWh	2339	2375	4159
*Mixed water at 40°C	L	0.8	0.8	0.8
Rated pressure	Mpa	75	75	85
Insulation thickness	mm	52	58	75
Gross weight	kg			
Electrical part		0/230~	0/230~	0/230~/400 3N~
Rated voltage	V	0/3	0/3	0/3/6/9
Rated electrical power	kW			
Maximum temperature in the tank of heated with electric resistance heater	°C	75	75	75
Connections				
1: Thermometer		Yes	Yes	Yes
7: Flange with a heating element		Yes	Yes	Yes
9: Fresh water inlet - Drain		G3/4 F	G3/4 F	G3/4 F
10: Recirculation		G3/4 F	G3/4 F	G3/4 F
11: Hot water outlet		G3/4 F	G3/4 F	G3/4 F
12: Hot water outlet		G3/4 F	G3/4 F	G3/4 F
Dimensions				
A	mm	210	210	210
C	mm	660	855	840
D	mm	600	600	670
G	mm	75	75	85
H	mm	1150	1430	1605
M	mm	690	690	760
P	mm	890	1155	1315

*Regulation EU 814/2013, EU 812/2013



ELDOM is registered trade mark of **ELDOM INVEST**, reg N° 018285914

ELDOM INVEST



ELDOMINVEST LTD.

9009 Varna, BULGARIA, 275A Vladislav Varnenchik Blvd.

tel. +359 52 500 349, fax +359 52 500 347

e-mail: export@eldominvest.com

www.eldominvest.com