Bathroom and Designer Radiators

ISAN

As a Czech manufacturer of heating radiators, we have been on the market since 1953. Our extensive product portfolio includes Melody bathroom and designer radiators, Termo trench heaters, Atol column radiators, Exact lamellar and radiant convectors, Spiral finned-tube radiators, Ecolite convectors with Al-Cu exchangers for low-temperature heating and Sofito ceiling panels.

We continuously respond to current trends, adapting our product portfolio accordingly. In addition to standard heating units, we also offer custom-made radiators. We excel in high-quality product processing, short delivery times, flexibility and professional customer service.

Online configurator Melody

Please visit www.isan.cz to configure your own heating unit, including atypical dimensions. This will instantly give you a general idea of the performance and price of the product.
Melody Configurator functions:

- unit performance and price information
- quick creation of an order code
- graphic preview of the configured unit
- e-mailing the completed configuration to a specified address

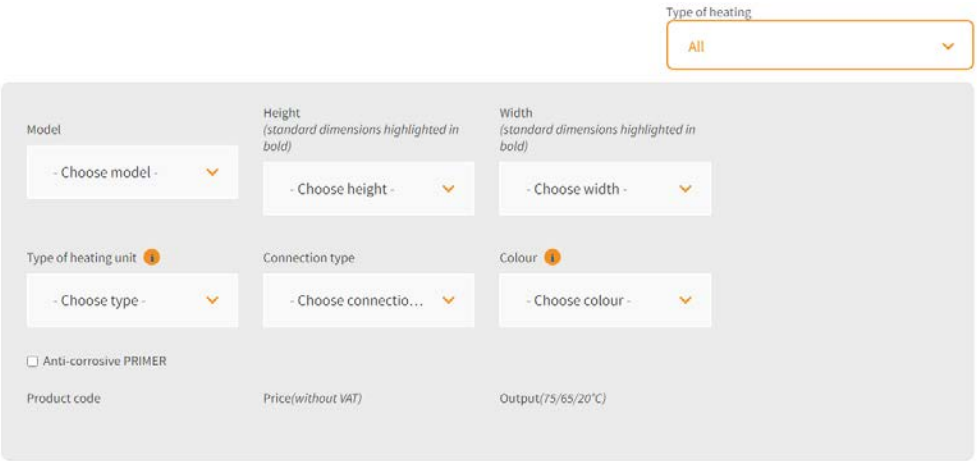

Table of Contents

Introduction / 2–5

Nexus system NEW PRODUCT 2
Regulators 3
Melody unit overview 4

Bathroom and Designer Radiators / 8–89

Ori 8
Ori Open 10
Coron, Coron Double Horizontal 12
Finix 14
Life NEW PRODUCT 16
Arte 18
Variant Cool 20
Variant Mirror 20
Variant 22
Variant Photo 22
Carme 24
Collom 26
Collom Double 28
Collom Uni 30
Collom Mirror 32
Collom Double Horizontal 34
Octava 36
Octava Double 36
Gala 38
Antika Cube 40
Antika Double 40
Akros with hooks 42
Akros One NEW PRODUCT 42
Akros Uni NEW PRODUCT 44
Calypso NEW PRODUCT 46
Fresh 48
Fresh Chrom 48
Flexi 50
Flexi with hooks 50
Rytmo 52
Rytmo with hooks 52
Miro NEW PRODUCT 54
Echo 56
Echo Inox 56
Falco NEW PRODUCT 58
Space NEW PRODUCT 60
Mapia Sky NEW PRODUCT 62
Mapia Sky Plus NEW PRODUCT 62
Atria 64
Club Sky NEW PRODUCT 66
Quadrat Sky NEW PRODUCT 68
Quadrat Sky Plus NEW PRODUCT 68
Quadrat Inox 70
Quadrat Chrom 70
Gradda Inox 72
Aura 74
Aura Chrom 74
Silla Inox 76
Silla Radius Inox 76
Ikaria / Ikaria Radius / 78
Ikaria Double 78
Avondo 80
Palmyra Chrom 82
Grenada Chrom 84
Grenada Radius Chrom 84
Grenada 86
Grenada Radius 86
Grenada Plus NEW PRODUCT 88

Electric radiators with heating foil / 90–97

Pillar NEW PRODUCT 90
E-Cult 92
E-Arte 94
E-Saga 96
E-Stela 96

Accessories and technical information / 99–119

Anti-corrosive primer 99
Rails 100
Magnetic accessories 100
Connection Options 101
Thermostatic Packs 102
Heating Unit Electrical Connection 106
Basic installation and operation guidelines 107
Electric Drying 107
Regulators with Nexus system 108
Other regulators 110
MELODY Bathroom Radiators - General Information 111
MELODY Designer Radiator Ordering Process 112
Pastel shades for the bathroom 114
Colour Reference Chart 115
Alphabetical Product Listing 116
Custom-Made Radiator 118

Others / 120–125

Atol 120
Spiral 121
Ecolite 122
Exact 123
Termo 124
Sofito NEW PRODUCT 125

Key

- Radiators connectible to the central heating system
- Electric radiator with heating rod
- One-sided into space fixing
- CH Chrome-plated finish
- fast and efficient low temperature heating
- Connection to central heating system and also for electric heating
- Bathroom radiator accessories
- Printed motif
- P Corrosion protection

All rights to changes and printing errors reserved. / The colours presented in the printed colour chart and all heating unit colours are for reference only.

nexus
easy connect

The New and Unique

Nexus system

The innovative heating rod – regulator connection facilitates the replacement of the existing regulator for a new one with a different design or improved functions.

SOLO

RIO

NEO

Benefits

- Nexus system heating rod compatibility with any Nexus regulator
- quick and easy installation*

*Installation may only be performed by qualified persons

Regulators with the Nexus system

NEW PRODUCTS

Order code: O30-1S000G01-01_EN

Order code: O30-1S000G80-01_EN

Solo

- basic regulator with Nexus system designed for electric dryers
- control by touch buttons
- operating modes (timer, boost, antifreeze)

Order code: O30-1S000Q01-01_EN
Order code: O30-1S000F01-01_EN (WIFI)

Order code: O30-1S000Q80-01_EN
Order code: O30-1S000F80-01_EN (WIFI)

Rio

- stylish regulator with Nexus system for electric radiators
- easy-to-read backlit LCD display
- operating modes (timer, boost, antifreeze)
- Wi-Fi option for remote control of the regulator

Order code: O30-1S000Y01-01_EN
Order code: O30-1S000X01-01_EN (WIFI)

Order code: O30-1S000Y80-01_EN
Order code: O30-1S000X80-01_EN (WIFI)

Neo

- stylish regulator with Nexus system for electric radiators
- tilted backlit LCD display for easy operation
- operating modes (ECO, weekly program, open window detection)
- Wi-Fi option for remote control of the regulator

for more information see page 108-111

Other regulators

NEW PRODUCT

Z heating rod

- heating rod without a regulator
- straight supply cord

NEW PRODUCT

Mini PW

- basic regulator with a dial
- white, chrome and black version

NEW PRODUCT

Vision

- programmable electrical regulator
- control via a mobile app
- many function

Gateway

- electric heating controller
- multiple unit control
- energy saving

p. 8
Ori

p. 10
Ori Open

p. 12
Coron
Coron Double Horizontal

p. 14
Finix

NEW PRODUCT

p. 16
Life

p. 18
Arte

p. 32
Collom Mirror

p. 34
Collom Double Horizontal

p. 36
Octava
Octava Double

p. 38
Gala

p. 40
Antika Cube
Antika Double

NEW PRODUCT

p. 42
Akros with hooks
Akros One

p. 52
Rytmo with hooks



NEW PRODUCT

p. 54
Miro



p. 56
Echo
Echo Inox

NEW PRODUCT

p. 58
Falco

NEW PRODUCT

p. 60
Space

NEW PRODUCT

p. 62
Mapia Sky

p. 72
Gradda Inox

p. 74
Aura
Aura Chrom

p. 76
Silla Inox
Silla Radius Inox

p. 78
Ikaria / Ikaria Radius / Ikaria Double

p. 80
Avondo

p. 82
Palmyra Chrom

p. 20
Variant Cool
Variant Mirror

p. 22
Variant
Variant Photo

p. 24
Carme

p. 26
Collom

p. 28
Collom Double

p. 30
Collom Uni

NEW PRODUCT

p. 44
Akros Uni

NEW PRODUCT

p. 46
Calypso

p. 48
Fresh
Fresh Chrom

p. 50
Flexi

p. 50
Flexi with hooks

p. 52
Rytmo

NEW PRODUCT

p. 62
Mapia Sky Plus

p. 64
Atria

NEW PRODUCT

p. 66
Club Sky

NEW PRODUCT

p. 68
Quadrat Sky

NEW PRODUCT

p. 68
Quadrat Sky Plus

p. 70
Quadrat Inox
Quadrat Chrom

p. 84
Grenada Chrom
Grenada Radius Chrom

p. 86
Grenada
Grenada Radius

NEW PRODUCT

p. 88
Grenada Plus

NEW PRODUCT

p. 90
Pillar

p. 92
E-Cult

p. 94-96
E-Saga / E-Stela
E-Arte

Bathroom and Designer Radiators

8-96

Ori

Elegance, modern look and an extra thin design are the key advantages of the Ori radiator. Its thin body uses a minimum amount of water, thus saving heat energy while heating the heat transfer medium. Simple design, easy handling and fast installation. The model can be complemented with stainless steel rails.

	Ori
Material	steel cover
Connection threads	2× G1/2“
Testing overpressure	0,78 MPa
Max. op. overpressure	0,6 MPa
Max. op. temperature	90 °C

1.

2.

3.

1. Ori - Lava ash texture S33 [27] - with a two-sided rail / 2. Ori electric with reg. Rio white - Snow white texture S09 [68] /3. Ori - Slate texture S10 [69]

Modification options

	Ori
Surface treatment	colour structure
Height range [mm]	NO
Length range [mm]	NO
Electric version	YES (additional charge)
Standard connection (SK)	NO
Middle connection (SM)	STANDARD
Side connection (SB)	NO
One-sided into space fixing	NO

Accessories

Colour ref. chart page 115

Bath. accessories page 100

Thermostatic packs page 102

Electric regulators page 108

Connection Options

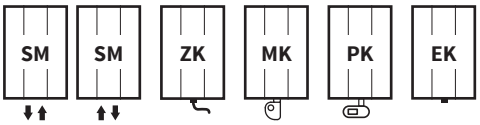

The type of connection must be specified in the order; for more information see page 112, positions 13 and 14.

Ori

Height (H) Length (L) [mm]	Depth (B)	Weight	Water capacity	Temperature exponent	Output 75/65/20°C	Power input Z heat. rod, Mini PW, Vision	Power input Solo, Rio, Neo	Connection span (Z)	Colour structure	Electric
code	[mm]	[kg]	[l]	[-]	[W]	[W]	[W]	[mm]		
DORI 1490 0490	**5**	**17,4**	**1,2**	**1,291**	**681**	**700**	**600**	**50**	✓	✓
DORI 1790 0490	**5**	**20,8**	**1,5**	**1,288**	**823**	**800**	**800**	**50**	✓	✓

For ordering procedure see page 112 / The weight of Ori units does not include water and packaging / The depth of Ori radiators at the connection point is 45 mm / The Ori features a slight radius / Ori radiators are only available in colour variations with a structured surface, see the colour chart.

Type height (H) / length (L) [mm]

Ori

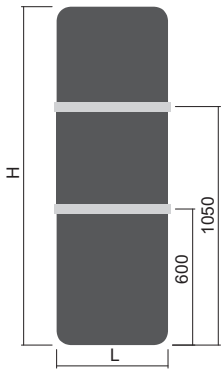

H: 1490
L: 0490

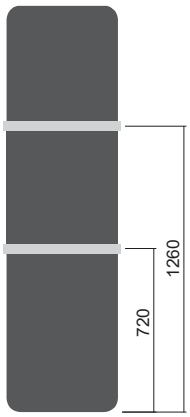

H: 1790
L: 0490

Option of adding up to 2 rails

Ori electric

Mounting

Ori

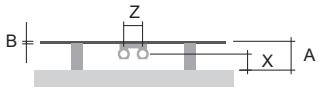

Type	X [mm]	A [mm]
Metal brackets	**45-55**	**75-85**

Ori electric

Type	X [mm]	A [mm]
Metal brackets	**15-25**	**45-55**

Rails

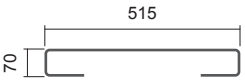

Two-sided brushed stainless steel rails

Length [mm]	Code
490	**O15MN81-82**

Two-sided polished stainless steel rail

Length [mm]	Code
490	**O15MN87-82**

Two-sided rail - painted RAL 9016

Length [mm]	Code
490	**O15MN01-82**

Ori - Sapphire S30 [24]

Ori Open

The simplicity of the Ori Open heater complements the modern design of Ori radiators. It features practical openings which can be used to warm up fabrics without having to use a rail. The thin design using a minimum amount of water reduces the consumption of heat energy.

Material	steel cover
Connection threads	2× G1/2“
Testing overpressure	0,78 MPa
Max. op. overpressure	0,6 MPa
Max. op. temperature	90 °C



1.

2.

3.

1. Ori Open - Ivory texture S08 [67]/2. Ori Open - Sandstone texture S13 [72]/3. Ori Open - Slate texture S10 [69]

Modification options	Ori Open
Surface treatment	colour structure
Height range [mm]	NO
Length range [mm]	NO
Electric version	NO
Standard connection (SK)	NO
Middle connection (SM)	STANDARD
Side connection (SB)	NO
One-sided into space fixing	NO

Accessories

Colour ref. chart page 115
Bath. accessories page 100
Thermostatic packs page 102

Connection Options

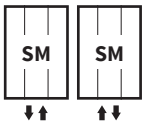

The type of connection must be specified in the order; for more information see page 112, positions 13 and 14.

Ori Open

Height (H) Length (L) [mm]	Depth (B)	Weight	Water capacity	Temperature exponent	Output 75/65/20°C	Connection span (Z)	Colour structure	Electric
code	[mm]	[kg]	[l]	[-]	[W]	[mm]		
DORO 1490 0490	**5**	**16,1**	**0,9**	**1,291**	**662**	**50**	✓	-
DORO 1790 0490	**5**	**18,8**	**1,1**	**1,288**	**788**	**50**	✓	-

For ordering procedure see page 112 / The weight of radiators does not include water and packaging / The depth of Ori Open radiators at the connection point is 45 mm / The Ori Open radiator is only available in colour variations with a structured surface, see the colour chart

Type height (H) / length (L) [mm]

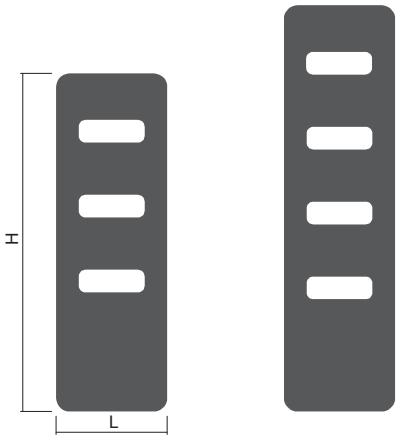

H: 1490
L: 0490

H: 1790
L: 0490

Mounting

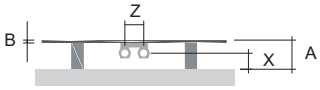

Type	X [mm]	A [mm]
Metal brackets	**45-55**	**75-85**

Ori Open - Sandstone texture S13 [72]

View the product video

Coron
Coron Double Horizontal

An unconventional subtle heating unit in a single vertical or double horizontal design. The Coron Double Horizontal model allows for a wall or floor installation using small stands. The oval shape also makes it possible to store bath towels on/in the unit to ensure they stay warm.

Material	steel pipes Ø 60 mm
Connection threads	2xG1/2"
Testing overpressure	1,3 MPa
Max. op. overpressure	1,0 MPa
Max. operating temperature	120°C

1.

2.

3.

1. Coron Double Horizontal - Gold olive texture S28 [22] / 2. Coron - Silver metallic S05 [64] / 3. Coron - Black RAL 9005 [19]

Modification options	Coron	Coron Double Horizontal
Surface treatment	colour	colour
Height range [mm]	1 000-1 800 (increase of 100)	NO
Length range [mm]	NO	1 000-1 800 (increase of 100)
Dimension changes	YES	YES
Electric version	NO	NO
Middle connection (SM)	STANDARD	STANDARD
Side connection (SB)	NO	NO
One-sided into space fixing	NO	NO

Accessories

Colour ref. chart page 115

Thermostatic packs page 102

Connection Options Coron

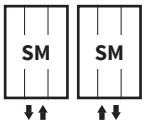

Coron Double Horizontal

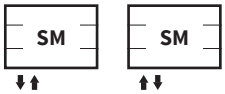

The type of connection must be specified in the order; for more information see page 112, positions 13 and 14./ [1] to the nearest larger standard dimension

Coron

Height (H) Length (L) [mm]	Depth (B)	Weight	Water capacity	Temperature exponent	Output 75/65/20°C	Power input	Connection span (Z)	White colour RAL 9016	Electric
code	[mm]	[kg]	[l]	[-]	[W]	[W]	[mm]		
DCVS 1000 0330	**60**	**10,3**	**5,0**	**1,300**	**167**	**-**	**50**	✓	**-**
DCVS 1500 0330	**60**	**14,5**	**7,3**	**1,300**	**251**	**-**	**50**	✓	**-**
DCVS 1800 0330	**60**	**17,1**	**8,7**	**1,300**	**302**	**-**	**50**	✓	**-**

Coron Double Horizontal

Height (H) Length (L) [mm]	Depth (B)	Weight	Water capacity	Temperature exponent	Output 75/65/20°C	Power input	Connection span (Z)	White colour RAL 9016	Electric
code	[mm]	[kg]	[l]	[-]	[W]	[W]	[mm]		
DCHD 0330 1000	**160**	**17,2**	**10,1**	**1,300**	**447**	**-**	**50**	✓	**-**
DCHD 0330 1500	**160**	**25,7**	**14,8**	**1,300**	**671**	**-**	**50**	✓	**-**
DCHD 0330 1800	**160**	**30,8**	**17,6**	**1,300**	**805**	**-**	**50**	✓	**-**

For ordering procedure see page 112 / The weight of radiators does not include water and packaging.

Type height (H) / length (L) [mm]

Coron

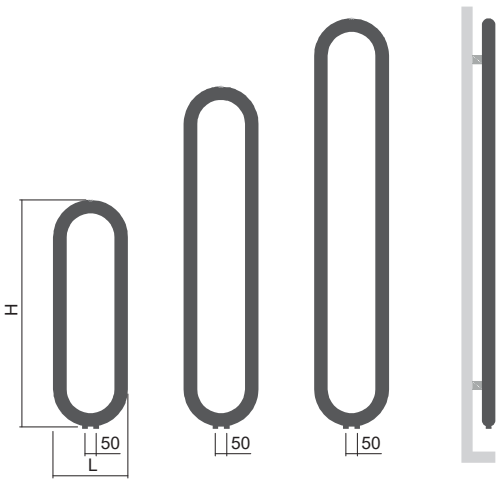

H: 1000
L: 0330

H: 1500
L: 0330

H: 1800
L: 0330

Coron Double Horizontal

H: 0330
L: 1000

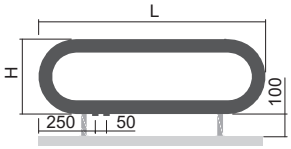

H: 0330
L: 1500

H: 0330
L: 1800

Mounting

Coron

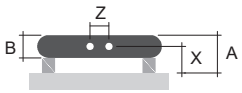

Type	X [mm]	A [mm]
Metal brackets	**70-80**	**100-110**

Coron Double Horizontal

Type	X [mm]	A [mm]
Metal brackets	**85**	**215**

Coron Double Horizontal - Black RAL 9005 [19]

Finix

The Finix will be appreciated mainly by owners of family homes, cottages and chalets. They are also sure to find their use in sports or workplace dressing rooms, in wellness centres, etc. The robust steel frame features a number of practical elements designed for cloth drying. Ideal for thorough drying of jackets, gloves, hats, walking or work footwear, as well as sportswear for leisure or outdoor activities. It is also available in models designed exclusively for electric operation, not requiring any construction work prior to installation.

Material	steel profiles 40×40 mm steel profiles horizontally 25×25 mm
Connection threads	4×G1/2"
Testing overpressure	0,65 MPa
Max. op. overpressure	0,5 MPa
Max. op. temperature	75 °C
Number of profiles	17
The load capacity of the hinged shelf	max. 13 kg

1.

2.

1. Finix - Lava ash texture S33 [27] / 2. Finix electric with reg. Neo chrome - Cinnamon S35 [29]

Modification options

Surface treatment	colour
Height range [mm]	NO
Length range [mm]	NO
Electric version	YES (additional charge)
Universal connection (SU)	STANDARD
Side connection (SB)	YES (additional charge)
One-sided into space fixing	NO

Accessories

Colour ref. chart page 115
Thermostatic packs page 102
Electric regulators page 108

Connection Options

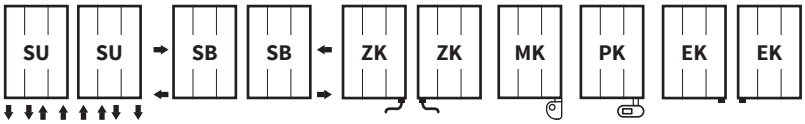

The type of connection must be specified in the order; for more information see page 112, positions 13 and 14.

Finix

Height (H) Length (L) [mm]	Depth (B)	Weight	Water capacity	Temperature exponent	Output 75/65/20°C	Power input Z heat. rod, Mini PW, Vision	Power input Solo, Rio, Neo	Connection span (Z)	White colour RAL 9016	Electric
code	[mm]	[kg]	[l]	[-]	[W]	[W]	[W]	[mm]		
DTKR 1500 0750	**40/300**	**20,0**	**12,6**	**1,215**	**912**	**900**	**1000**	**50/710**	✓	✓

For ordering procedure see page 112 / The weight of radiators does not include water and packaging.

Type height (H) / length (L) [mm]

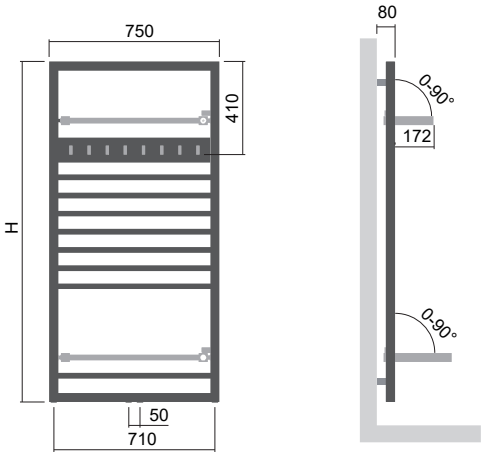

H: 1500
L: 0750

Mounting

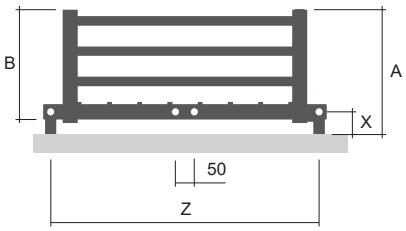

Type	X [mm]	A [mm]
Metal brackets	**60-70**	**330-340**

Convenient shelfs and hooks for storing and warming fabrics

NEW PRODUCT

Life

As the name suggests, our new heating unit combines elegance with everyday life practicality. It features a simple design complemented with hooks for fabric hanging and warming. Its performance and functionality make it suitable for modern bathrooms or lobbies.

Material	steel profiles D35×41 mm / steel pipes Ø 26 mm
Connection threads	4×G1/2"
Testing overpressure	1,3 MPa
Max. op. overpressure	1,0 MPa
Max. op. temperature	95 °C
Number of pipes	26, 33, 38

1.

2.

1. Life - Silver S05 [64] / 2. Life - Khaki S27 [21]

Modification options

Surface treatment	colour
Height range [mm]	775-2 175 (increase of 40)
Length range [mm]	NO
Electric version	YES (additional charge)
Dimension changes	additional charge of 30 %[1)]
Standard connection (SK)	STANDARD
Middle connection (SM)	YES (no additional charge)
Side connection (SB)	NO
One-sided into space fixing	NO

Accessories

Colour ref. chart page 115

Thermostatic packs page 102

Electric regulators page 108

Connection Options

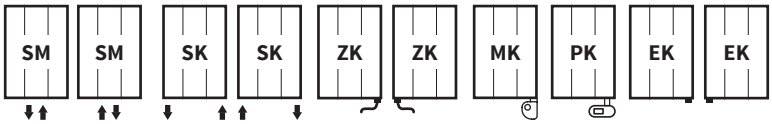

The type of connection must be specified in the order; for more information see page 112, positions 13 and 14. /1) to the nearest larger standard dimension

Life

Height (H) Length (L) [mm]	Depth (B)	Weight	Water capacity	Temperature exponent	Output 75/65/20°C	Power input Z heat. rod, Mini PW, Vision	Power input Solo, Rio, Neo	Connection span (Z)	White colour RAL 9016	Electric
code	[mm]	[kg]	[l]	[-]	[W]	[W]	[W]	[mm]		
DLIF 1215 0600	**35**	**15,4**	**8,6**	**1,272**	**711**	**700**	**800**	**559**	✓	✓
DLIF 1575 0600	**35**	**19,3**	**11,0**	**1,276**	**916**	**1000**	**900**	**559**	✓	✓
DLIF 1775 0600	**35**	**21,7**	**12,5**	**1,278**	**1032**	**1000**	**1000**	**559**	✓	✓

For ordering procedure see page 112 / The weight of radiators does not include water and packaging.

Type height (H) / length (L) [mm]

H: 1775
L: 0600

H: 1575
L: 0600

H: 1215
L: 0600

Mounting

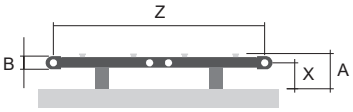

Type	X [mm]	A [mm]
Metal brackets	**69-79**	**94-104**

Arte

The Arte radiator features 70×11 mm robust, efficient, steel sections covered by round stylish covers. The unit is designed both for connection to the central heating system and as an electric radiator equipped with a cartridge heater and a regulator of your choice. Functional accessories include round high-grade stainless steel rails.

Material	steel profiles 30×30 mm / steel profiles 70×11 mm steel cover
Connection threads	2 × G1/2"
Testing overpressure	0,65 MPa
Max. op. overpressure	0,5 MPa
Max. op. temperature	95 °C

1.

2.

1. Arte - Sapphire texture S30 [24] with a two-sided rail - Snow/traffic white RAL 9016 [01] / 2. Arte - Black velvet matt S40 [51] with a one and two-sided stainless steel rails

Modification options

	Arte
Surface treatment	colour
Height range [mm]	645-2 005 (increase of 80)
Length range [mm]	456-756 (increase of 10)
Electric version	YES (additional charge)
Dimension changes	additional charge of 30 %[1)]
Standard connection (SK)	STANDARD
Middle connection (SM)	YES (no additional charge)
Side connection (SB)	NO
One-sided into space fixing	NO

Accessories

Colour ref. chart page 115
Bath. accessories page 100
Electric regulators page 108

Connection Options

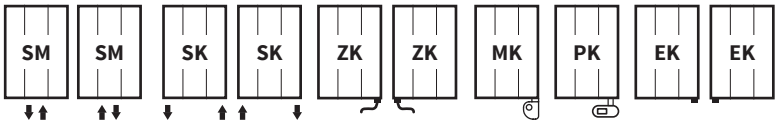

The type of connection must be specified in the order; for more information see page 112, positions 13 and 14. [1)] to the nearest larger standard dimension

Arte

Height (H) Length (L) [mm]	Depth (B)	Weight	Water capacity	Temperature exponent	Output 75/65/20°C	Power input Z heat. rod, Mini PW, Vision	Power input Solo, Rio, Neo	Connection span (Z)	White colour RAL 9016	Electric	Printed motif
code	[mm]	[kg]	[l]	[-]	[W]	[W]	[W]	[mm]			
DATP 1525 0456	**47**	**29,3**	**6,5**	**1,251**	**615**	**600**	**600**	**381**	✓	✓	✓
DATP 1525 0606	**47**	**37,3**	**8,1**	**1,251**	**758**	**800**	**800**	**532**	✓	✓	✓
DATP 1765 0456	**47**	**33,9**	**7,5**	**1,253**	**689**	**700**	**600**	**381**	✓	✓	✓
DATP 1765 0606	**47**	**41,3**	**9,3**	**1,253**	**848**	**800**	**800**	**532**	✓	✓	✓

For ordering procedure see page 112 / The weight of radiators does not include water and packaging.

Type height (H) / length (L) [mm]

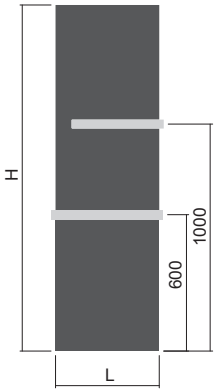

H: 1525
L: 0456

H: 1525
L: 0606

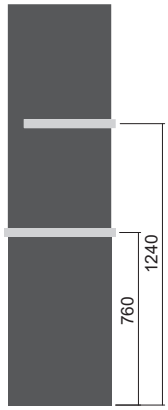

H: 1765
L: 0456

H: 1765
L: 0606

Option of adding
up to 2 rails

Mounting

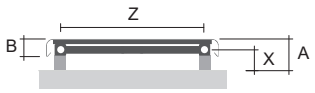

Type	X [mm]	A [mm]
Metal brackets	**55-65**	**84-94**

Rails

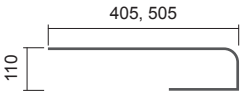

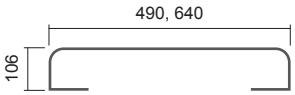

One-sided brushed stainless steel rails

Length [mm]	Code
456	**O15MN81-63**
606	**O15MN81-64**

One-sided polished stainless steel rail

Length [mm]	Code
456	**O15MN87-63**
606	**O15MN87-64**

One-sided rail - painted RAL 9016

Length [mm]	Code
456	**O15MN01-63**
606	**O15MN01-64**

Two-sided brushed stainless steel rails

Length [mm]	Code
456	**O15MN81-35**
606	**O15MN81-36**

Two-sided polished stainless steel rail

Length [mm]	Code
456	**O15MN87-35**
606	**O15MN87-36**

Two-sided rail - painted RAL 9016

Length [mm]	Code
456	**O15MN01-35**
606	**O15MN01-36**

Painted rails are also available in colour variations as per the ISAN colour chart at an extra charge.

Variant Cool
Variant Mirror

Variant Cool - matt tempered safety glass conceals the efficient steel profiles ensuring fast heating and high heat output.

Variant Mirror - a mirror which will warm you up and optically enlarge the space. Both models can be fitted with up to two rails in a polished or brushed stainless steel design.

Material	steel pipes Ø 28 mm steel profiles 70×11 mm
Cool	designer hardened safety glass 6 mm
Mirror	whole area mirror, thickness 4 mm
Connection threads	2xG1/2"
Testing overpressure	0,65 MPa
Max. op. overpressure	0,5 MPa
Max. operating temperature	95 °C

1.



2.

3.

1. Variant Cool with a two-sided rail / 2. Variant Mirror / 3. Variant Cool

Modification options	Variant Cool	Variant Mirror
Surface treatment	glass	mirror
Height range [mm]	NO	506-2 006 (increase of 50)
Length range [mm]	NO	304-988 (increase of 76)
Dimension changes	NO	additional charge 30 %[1)]
Electric version	NO	NO
Middle connection (SM)	STANDARD	STANDARD
Side connection (SB)	NO	NO
One-sided into space fixing	NO	NO

Accessories

Colour ref. chart page 115
Bath. accessories page 100
Thermostatic packs page 102

Connection Options

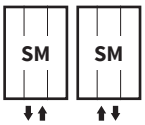

The type of connection must be specified in the order; for more information see page 112, positions 13 and 14. [1)] to the nearest larger standard dimension

Variant Cool

Height (H) Length (L) [mm]	Depth (B)	Weight	Water capacity	Temperature exponent	Output 75/65/20°C	Power input	Connection span (Z)	Glass*
code	[mm]	[kg]	[l]	[-]	[W]	[W]	[mm]	
DVCL 1806 0608 SM01	**47**	**61,4**	**8,2**	**1,148**	**936**	**-**	**50**	✓

Variant Mirror

Height (H) Length (L) [mm]	Depth (B)	Weight	Water capacity	Temperature exponent	Output 75/65/20°C	Power input	Connection span (Z)	Mirror**
code	[mm]	[kg]	[l]	[-]	[W]	[W]	[mm]	
DVMR 1806 0456 SM61	**45**	**42,5**	**6,1**	**1,124**	**688**	**-**	**50**	✓
DVMR 1806 0608 SM61	**45**	**55,9**	**8,2**	**1,124**	**917**	**-**	**50**	✓

For ordering procedure see page 112 / The weight of radiators does not include water and packaging. /
*Basic paint on back is the Snow /traffic white RAL 9016/ **Basic paint on back is the Anthracite S02.

Type height (H) / length (L) [mm]

Variant Cool

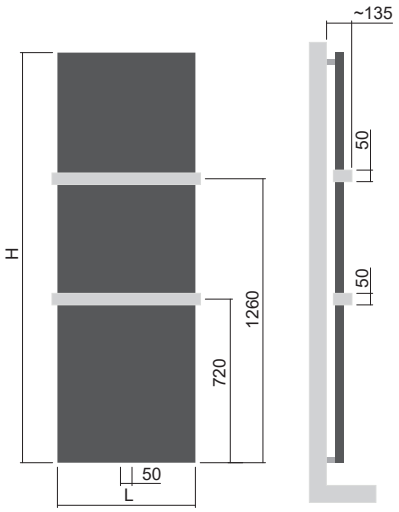

H: 1806
L: 0608

Option of adding up to 2 rails

Variant Mirror

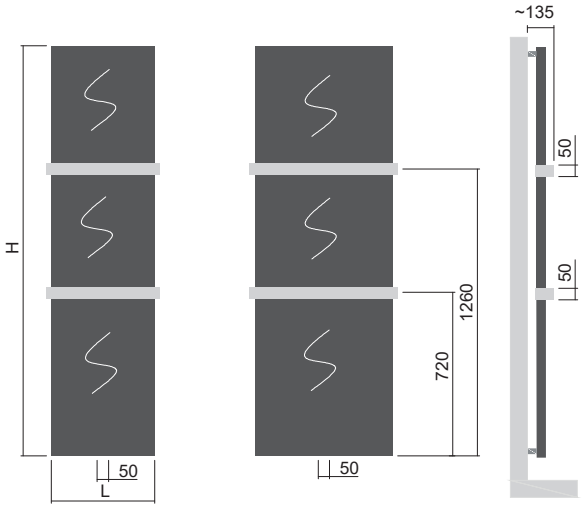

H: 1806
L: 0456

H: 1806
L: 0608

Option of adding up to 2 rails

One rail is suitable for radiators installed 806 mm above the floor level and higher, while two rails 1 206 mm and higher.

Mounting

Variant Cool

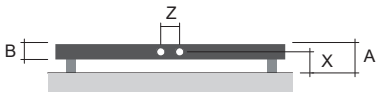

Type	X [mm]	A [mm]
Metal brackets	**54-64**	**87-97**

Variant Mirror

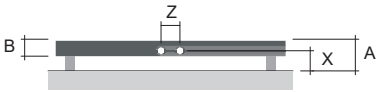

Type	X [mm]	A [mm]
Metal brackets	**54-64**	**84-94**

Rails

Variant Cool / Variant Mirror

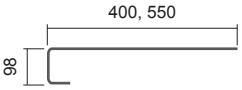

One-sided brushed stainless steel rails

Length [mm]	Code
456	**O15MN81-40**
608	**O15MN81-41**

One-sided rail - painted RAL 9016

Length [mm]	Code
456	**O15MN01-40**
608	**O15MN01-41**

Painted rails are also available in colour variations as per the ISAN colour chart at an extra charge.

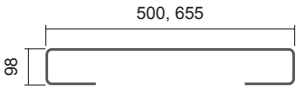

Two-sided brushed stainless steel rails

Length [mm]	Code
456	**O15MN81-02**
608	**O15MN81-03**

Two-sided polished stainless steel rail

Length [mm]	Code
456	**O15MN87-02**
608	**O15MN87-03**

Two-sided rail - painted RAL 9016

Length [mm]	Code
456	**O15MN01-02**
608	**O15MN01-03**

Variant
Variant Photo

Vertically-mounted heating units featuring a minimalist design and high heat output. The stainless steel covers of Variant units offer a wide range of colour and printed motif to ensure that each unit is perfectly integrated with the interior.

Material	steel pipes Ø 28 mm steel profiles 70×11 mm steel cover
Connection threads	2xG1/2"
Testing overpressure	0,65 MPa
Max. op. overpressure	0,5 MPa
Max. operating temperature	95 °C

1.

2.

3.

1. Variant - Snow/traffic white RAL 9016 [01] with rails - Fiery red RAL 3002 [08] / 2. Variant Photo - Motif with a two sided stainless steel rail / 3. Variant Photo - Motif [P01]

Modification options	Variant	Variant Photo
Surface treatment	colour	motif coating
Height range [mm]	506-2 006 (increase of 50)	506-2 006 (increase of 50)
Length range [mm]	304-988 (increase of 76)	304-988 (increase of 76)
Change dimension	additional charge 30 %[1)]	additional charge 30 %[1)]
Electric version	NO	NO
Middle connection (SM)	STANDARD	STANDARD
Side connection (SB)	NO	NO
One-sided into space fixing	NO	NO

Accessories

Colour ref. chart page 115
Bath. accessories page 100
Thermostatic packs page 102

Connection Options

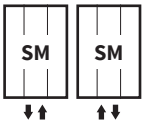

The type of connection must be specified in the order; for more information see page 112, positions 13 and 14./ [1)] to the nearest larger standard dimension

Variant

Height (H) Length (L) [mm]	Depth (B)	Weight	Water capacity	Temperature exponent	Output 75/65/20°C	Power input	Connection span (Z)	White colour RAL 9016	Electric
code	[mm]	[kg]	[l]	[-]	[W]	[W]	[mm]		
DVAR 1206 0456	**40**	**27,7**	**5,6**	**1,214**	**482**	**-**	**50**	✓	**-**
DVAR 1806 0608	**40**	**44,5**	**8,2**	**1,255**	**1027**	**-**	**50**	✓	**-**

Ordering procedure page 112 / The weight of radiators is listed without water and package.

Variant Photo

Height (H) Length (L) [mm]	Depth (B)	Weight	Water capacity	Temperature exponent	Output 75/65/20°C	Power input	Connection span (Z)	Motif*	Electric
code	[mm]	[kg]	[l]	[-]	[W]	[W]	[mm]		
DVAR 1206 0456 SM96	**40**	**27,7**	**5,6**	**1,214**	**482**	**-**	**50**	✓	**-**
DVAR 1806 0608 SM96	**40**	**44,5**	**8,2**	**1,255**	**1027**	**-**	**50**	✓	**-**

*To be specified in the order: Motif. / For ordering procedure see page 112 / The weight of radiators does not include water and packaging.

Type height (H) / length (L) [mm]

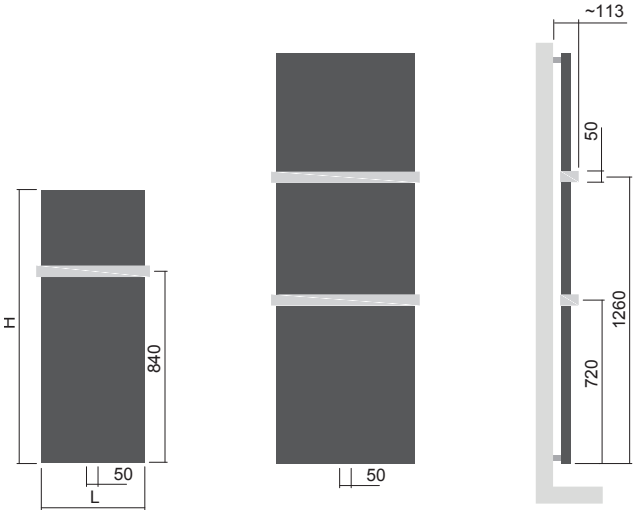

H: 1206
L: 0456

H: 1806
L: 0608

Option of adding
up to 2 rails

One rail is suitable for radiators installed 806 mm above the floor level and higher, while two rails 1 206 mm and higher.

Mounting

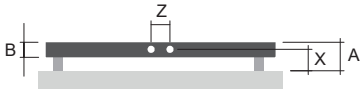

Type	X [mm]	A [mm]
Metal brackets	**54-64**	**80-90**

Variant Photo

Motif example P19

Placing an order for a theme coated radiator

1. Selection and specification of the radiator and the theme
2. Mailing of the graphic design in optimal resolution
3. Approval of the offer
4. Manufacture and delivery of the radiator

Featured themes see

Rails

Variant / Variant Photo

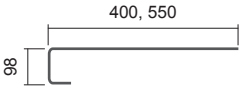

One-sided brushed stainless steel rails

Length [mm]	Code
456	**O15MN81-40**
608	**O15MN81-41**

One-sided rail - painted RAL 9016

Length [mm]	Code
456	**O15MN01-40**
608	**O15MN01-41**

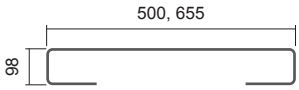

Two-sided brushed stainless steel rails

Length [mm]	Code
456	**O15MN81-02**
608	**O15MN81-03**

Two-sided polished stainless steel rail

Length [mm]	Code
456	**O15MN87-02**
608	**O15MN87-03**

Two-sided rail - painted RAL 9016

Length [mm]	Code
456	**O15MN01-02**
608	**O15MN01-03**

Painted rails are also available in colour variations as per the ISAN colour chart at an extra charge.

Carme

An elegant heating unit and at the same time, a fully functional designer piece which will find its place in your bathroom and beyond. Carme is also available in electric versions.

Material	steel cover steel pipes ø 20 mm steel profiles 30×30 mm
Connection threads	4xG1/2"
Testing overpressure	1,3 MPa
Max. op. overpressure	1 MPa
Max. operating temperature	95 °C

1.

2.

1. Carme - Ruby S34 [28] with a magnetic rail / 2. Carme electric with reg. Neo chrome - Ivory RAL 9001 [04]

Modification options

	Carme
Surface treatment	colour
Height range [mm]	NO
Length range [mm]	NO
Electric version	YES (additional charge)
Standard connection (SK)	STANDARD
Middle connection (SM)	YES (additional charge)
Side connection (SB)	NO

Accessories

Colour ref. chart page 115
Bath. accessories page 100
Thermostatic packs page 102
Electric regulators page 108

Connection Options

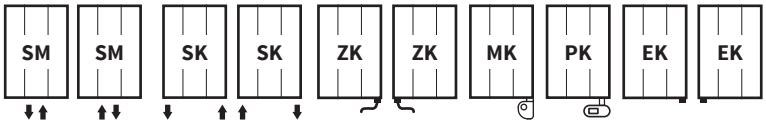

The type of connection must be specified in the order; for more information see page 112, positions 13 and 14.

Carme

Height (H) Length (L) [mm]	Depth (B)	Weight	Water capacity	Temperature exponent	Output 75/65/20°C	Power input Z heat. rod, Mini PW, Vision	Power input Solo, Rio, Neo	Connection span (Z)	White colour RAL 9016	Electric
code	[mm]	[kg]	[l]	[-]	[W]	[W]	[W]	[mm]		
DCAR 1143 0605	**32**	**15,3**	**5,0**	**1,294**	**449**	**400**	**400**	**570**	✓	✓
DCAR 1543 0605	**32**	**20,3**	**6,6**	**1,269**	**624**	**600**	**600**	**570**	✓	✓
DCAR 1703 0605	**32**	**22,0**	**7,1**	**1,258**	**691**	**700**	**600**	**570**	✓	✓

For ordering procedure see page 112 / The weight of radiators does not include water and packaging.

Type height (H) / length (L) [mm]

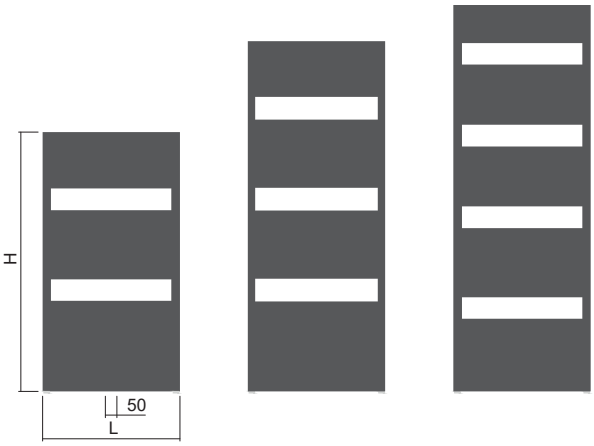

H: 1143
L: 0605

H: 1543
L: 0605

H: 1703
L: 0605

Mounting

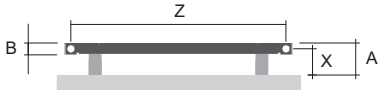

Typ	X [mm]	A [mm]
Plastic brackets (RAL 9016)	**69-79**	**85-95**
Metal brackets (Other colors)	**69-79**	**85-95**

Carme - Ruby S34 [28]
with a magnetic rail

Collom

Collom radiators constitute a functional and architectural element of modern interiors. They are characterized by their simplicity and are available with optional print themes and several types of rails.

Material	steel pipes Ø 28 mm steel profiles 70×11 mm
Connection threads	2xG1/2"
Testing overpressure	0,65 MPa
Max. op. overpressure	0,5 MPa
Max. operating temperature	110 °C
Number of profiles	4, 6, 8

1.

2.

1. Collom - Black velvet matt S40 [51] with a rail - Snow/traffic white RAL 9016 [01] / 2. Collom - Snow/traffic white RAL 9016 [01] with a rail - Black velvet matt S40 [51]

Modification options

	Collom
Surface treatment	colour
Height range [mm]	500-2 000 (increase of 10)
Length range [mm]	298-982 (increase of 76)
Dimension changes	additional charge 30 %[1)]
Electric version	NO
Middle connection (SM)	STANDARD
Side connection (SB)	YES (additional charge)
One-sided into space fixing	NO

Accessories

Colour ref. chart page 115
Bath. accessories page 100
Thermostatic packs page 102

Connection Options

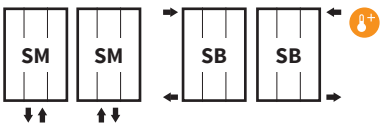

The type of connection must be specified in the order; for more information see page 112, positions 13 and 14. [1)] to the nearest larger standard dimension

Collom

Height (H) Length (L) [mm]	Depth (B)	Weight	Water capacity	Temperature exponent	Output 75/65/20°C	Power input	Connection span (Z)	White colour RAL 9016	Electric	Printed motif
code	[mm]	[kg]	[l]	[-]	[W]	[W]	[mm]			
DCLM 1500 0298	**38**	**12,0**	**3,5**	**1,334**	**483**	**-**	**50**	✓	**-**	✓
DCLM 1500 0450	**38**	**17,9**	**5,2**	**1,334**	**731**	**-**	**50**	✓	**-**	✓
DCLM 1500 0602	**38**	**23,9**	**7,0**	**1,309**	**889**	**-**	**50**	✓	**-**	✓
DCLM 1800 0298	**38**	**14,0**	**4,1**	**1,358**	**593**	**-**	**50**	✓	**-**	✓
DCLM 1800 0450	**38**	**21,0**	**6,1**	**1,358**	**898**	**-**	**50**	✓	**-**	✓
DCLM 1800 0602	**38**	**27,5**	**7,9**	**1,309**	**992**	**-**	**50**	✓	**-**	✓

For ordering procedure see page 112 / The weight of radiators does not include water and packaging.

Type height (H) / length (L) [mm]

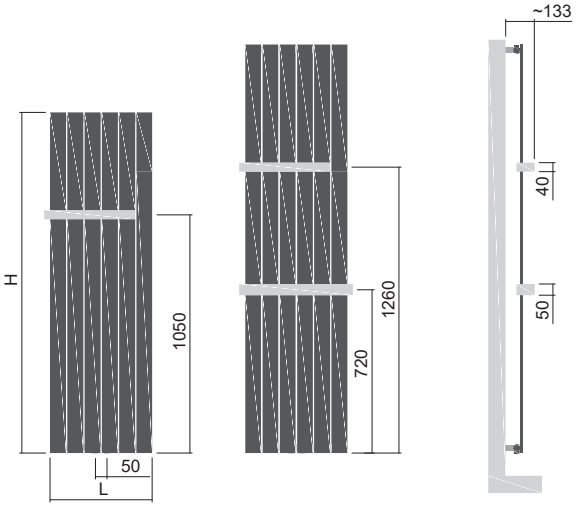

H: 1500
L: 0298-0602

H: 1800
L: 0298-0602

Option of adding
up to 2 rails

One rail is suitable for radiators installed 806 mm above the floor level and higher, while two rails 1 206 mm and higher.

Mounting

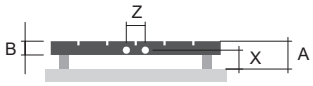

Type	X [mm]	A [mm]
Metal brackets	**54-64**	**78-88**

Rails

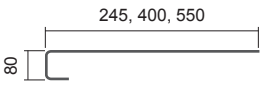

One-sided brushed stainless steel rails

Length [mm]	Code
298	**O15MN81-46**
450	**O15MN81-42**
602	**O15MN81-43**

One-sided rail - painted RAL 9016

Length [mm]	Code
298	**O15MN01-46**
450	**O15MN01-42**
602	**O15MN01-43**

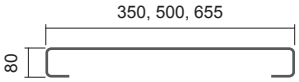

Two-sided brushed stainless steel rails

Length [mm]	Code
298	**O15MN81-05**
450	**O15MN81-06**
602	**O15MN81-07**

Two-sided polished stainless steel rail

Length [mm]	Code
298	**O15MN87-05**
450	**O15MN87-06**
602	**O15MN87-07**

Two-sided rail - painted RAL 9016

Length [mm]	Code
298	**O15MN01-05**
450	**O15MN01-06**
602	**O15MN01-07**



Two-sided rail
Black velvet matt S40 [51]

Painted rails are also available in colour variations as per the ISAN colour chart at an extra charge.

Collom Double

This vertically-mounted heating unit with a double row of steel sections features an exceptionally high heat output. It can be fitted with two-sided stainless steel rails as an option. The Collom Double will find its use in modern interiors, especially in bedrooms and entrance halls.

Material	steel pipes Ø 28 mm steel profiles 70×11 mm
Connection threads	2xG1/2"
Testing overpressure	0,65 MPa
Max. op. overpressure	0,5 MPa
Max. op. temperature	110 °C
Number of profiles	8, 12, 16

1

2.

1. Collom Double - Sandstone texture S13 [72] with a rail / 2. Collom Double - Snow/traffic white RAL 9016 [01] with a rail - Pastel blue matt RAL 5024 MAT [K6]

Modification options

	Collom Double
Surface treatment	colour
Height range [mm]	500-2 000 (increase of 10)
Length range [mm]	298-754 (increase of 76)
Dimension changes	additional charge of 30 %[1)]
Electric version	NO
Middle connection (SM)	STANDARD
Side connection (SB)	YES (additional charge)
One-sided into space fixing	NO

Accessories

Colour ref. chart page 115
Bath. accessories page 100
Thermostatic packs page 102

Connection Options

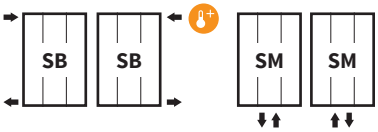

The type of connection must be specified in the order; for more information see page 112, positions 13 and 14. [1)] to the nearest larger standard dimension

Collom Double

Height (H) Length (L) [mm]	Depth (B)	Weight	Water capacity	Temperature exponent	Output 75/65/20°C	Power input	Connection span (Z)	White colour RAL 9016	Electric	Printed motif
code	[mm]	[kg]	[l]	[-]	[W]	[W]	[mm]			
DCLD 1800 0298	**48**	**28,3**	**7,9**	**1,321**	**872**	**-**	**50**	✓	**-**	**-**
DCLD 1800 0450	**48**	**42,3**	**11,9**	**1,321**	**1 259**	**-**	**50**	✓	**-**	**-**
DCLD 1800 0602	**48**	**56,4**	**15,9**	**1,321**	**1 632**	**-**	**50**	✓	**-**	**-**

For ordering procedure see page 112 / The weight of radiators does not include water and packaging.

Type height (H) / length (L) [mm]

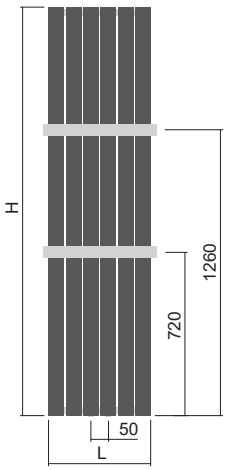

H: 1800
L: 0298-0602

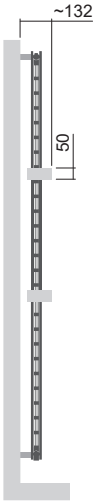

Option of adding
up to 2 rails

One rail is suitable for radiators installed 800 mm above the floor level and higher, while two rails 1 200 mm and higher.

Mounting

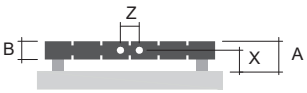

Type	X [mm]	A [mm]
Metal brackets	**64-74**	**88-98**

Rails

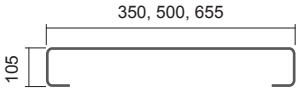

Two-sided brushed stainless steel rails

Length [mm]	Code
298	**O15MN81-20**
450	**O15MN81-21**
602	**O15MN81-22**

Two-sided polished stainless steel rail

Length [mm]	Code
298	**O15MN87-20**
450	**O15MN87-21**
602	**O15MN87-22**

Two-sided rail - painted RAL 9016

Length [mm]	Code
298	**O15MN01-20**
450	**O15MN01-21**
602	**O15MN01-22**

Collom Double - Two-sided rail - painted
Pastel blue matt RAL 5024 MAT [K6]

Painted rails are also available in colour variations as per the ISAN colour chart at an extra charge.

Collom Uni

A very popular vertical designer unit, including an optional heating rod installation for electrical operation. The unit can be supplemented with up to two brushed stainless steel or coloured rails.

Material	steel pipes Ø 28 mm steel profiles 70×50 mm steel profiles 70×11 mm
Connection threads	2× G1/2”
Testing overpressure	0,65 MPa
Max. op. overpressure	0,5 MPa
Max. op. temperature	110 °C
Number of profiles	4, 6, 8

1.

2.

1. Collom Uni electric with reg. Neo chrome - Black velvet S40 [51] / 2. Collom Uni electric with reg. Solo white - Snow/traffic white RAL 9016 [01] with a rail - Pastel green matt RAL 6019 MAT [K7]

Modification options

	Collom Uni
Surface treatment	colour
Height range [mm]	NO
Length range [mm]	NO
Electric version	YES (additional charge)
Standard connection (SK)	STANDARD
Middle connection (SM)	NO
Side connection (SB)	NO
One-sided into space fixing	NO

Accessories

Colour ref. chart page 115
Bath. accessories page 100
Electric regulators page 108

Connection Options

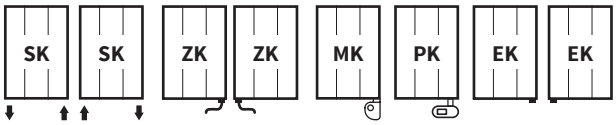

The type of connection must be specified in the order; for more information see page 112, positions 13 and 14.

Collom Uni

Height (H) Length (L) [mm]	Depth (B)	Weight	Water capacity	Temperature exponent	Output 75/65/20°C	Power input Z heat. rod, Mini PW, Vision	Power input Solo, Rio, Neo	Connection span (Z)	White colour RAL 9016	Electric	Printed motif
code	[mm]	[kg]	[l]	[-]	[W]	[W]	[W]	[mm]			
DCLK 1800 0298	**50**	**12,5**	**12,8**	**1,272**	**759**	**800**	**800**	**228**	✓	✓	✓
DCLK 1800 0450	**50**	**23,1**	**14,9**	**1,272**	**1 053**	**1 000**	**1 000**	**380**	✓	✓	✓
DCLK 1800 0602	**50**	**33,7**	**17,0**	**1,272**	**1 356**	**1 200**	**1 200**	**532**	✓	✓	✓

For ordering procedure see page 112 / The weight of radiators does not include water and packaging.

Type height (H) / length (L) [mm]

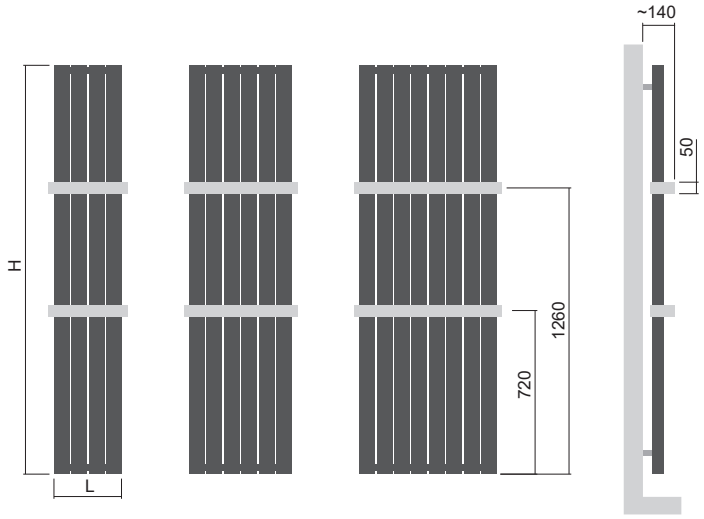

H: 1800
L: 0298

H: 1800
L: 0450

H: 1800
L: 0602

Option of adding
up to 2 rails

Mounting

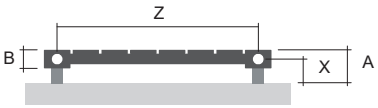

Type	X [mm]	A [mm]
Metal brackets	**65-75**	**90-100**

Rails

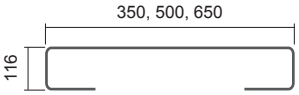

Two-sided brushed stainless steel rails

Length [mm]	Code
298	**O15MN81-27**
450	**O15MN81-28**
602	**O15MN81-29**

Two-sided rail - painted RAL 9016

Length [mm]	Code
298	**O15MN01-27**
450	**O15MN01-28**
602	**O15MN01-29**

Painted rails are also available in colour variations as per the ISAN colour chart at an extra charge.

Full-surface motif printing

The print will cover 100% of the radiator front surface. Applicable to a white background only - RAL 9016. The profile and unit sides remain white - RAL 9016.
Collom Uni - motiv P35

Electric version

Collom Uni electric with reg. Neo chrome

Collom Mirror

This highly popular radiator, fitted with a practical mirror, will find application especially in entryways and bedrooms. It is available with optional print motifs and one-sided or two-sided rails, which can also be painted.

1.

Material	steel pipes Ø 28 mm steel profiles 70×11 mm mirror, thickness 4 mm
Connection threads	2xG1/2"
Testing overpressure	0,65 MPa
Max. op. overpressure	0,5 MPa
Max. operating temperature	95 °C
Number of profiles	5

2.

1. Collom Mirror - Motif with a rail - Black velvet S40 [51] / 2. Collom Mirror - Pigeon blue RAL 5014 [07]

Modification options

	Collom Mirror
Surface treatment	colour
Height range [mm]	500-2 000 (increase of 10)
Length range [mm]	298-982 (increase of 76)
Dimension changes	additional charge 30 %[1)]
Electric version	NO
Middle connection (SM)	STANDARD
Side connection (SB)	YES (additional charge)
One-sided into space fixing	NO

Accessories

Colour ref. chart page 115
Bath. accessories page 100
Thermostatic packs page 102

Connection Options

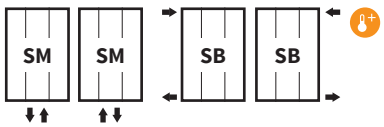

The type of connection must be specified in the order; for more information see page 112, positions 13 and 14. [1)] to the nearest larger standard dimension

Collom Mirror

Height (H) Length (L) [mm]	Depth (B)	Weight	Water capacity	Temperature exponent	Output 75/65/20°C	Power input	Connection span (Z)	White colour RAL 9016	Electric	Printed motif
code	[mm]	[kg]	[l]	[-]	[W]	[W]	[mm]			
DCMM 1800 0602	**38**	**24,9**	**5,4**	**1,329**	**840**	**-**	**50**	✓	**-**	✓

For ordering procedure see page 112 / The weight of radiators does not include water and packaging.

Type height (H) / length (L) [mm]

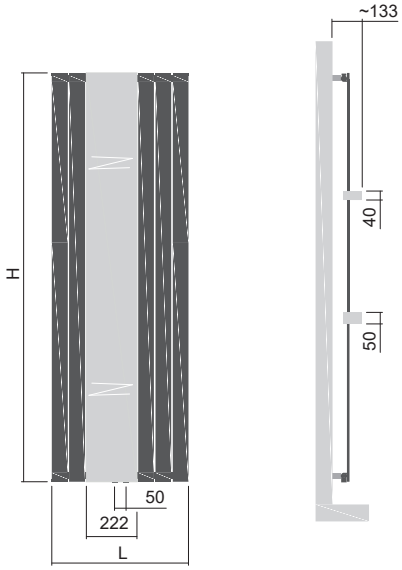

H: 1800
L: 0602

Option of adding
up to 2 rails

One rail is suitable for radiators installed 806 mm above the floor level and higher, while two rails are suitable for radiators installed 1 206 mm and higher.

Mounting

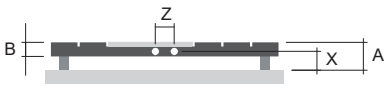

Type	X [mm]	A [mm]
Metal brackets	**54-64**	**78-88**

Rails

Collom Mirror

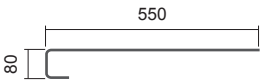

One-sided brushed stainless steel rails

Length [mm]	Code
602	**O15MN81-43**

One-sided rail - painted RAL 9016

Length [mm]	Code
602	**O15MN01-43**

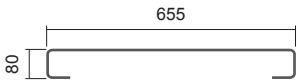

Two-sided brushed stainless steel rails

Length [mm]	Code
602	**O15MN81-07**

Two-sided polished stainless steel rail

Length [mm]	Code
602	**O15MN87-07**

Two-sided rail - painted RAL 9016

Length [mm]	Code
602	**O15MN01-07**

Painted rails are also available in colour variations as per the ISAN colour chart at an extra charge.

Collom Double Horizontal

Minimum space, maximum output. A practical replacement for conventional panel units. A product with modern design for any room which will easily, and without the need to modify the existing connection, replace your old heating units as it has the same connection spacing.

Material	steel pipes Ø 28 mm steel profiles 70×11 mm
Connection threads	2×G1/2"
Testing overpressure	0,65 MPa
Max. op. overpressure	0,5 MPa
Max. operating temperature	110 °C
Number of profiles	16

1.

2.

1. Collom Double Horizontal - Papyrus RAL 9018 [14] / 2. Collom Double Horizontal - Ivory RAL 9001 [04]

Modification options	Collom Double Horizontal
Surface treatment	colour
Height range [mm]	298-754 (increase of 76)
Length range [mm]	600-2 000 (increase of 10)
Dimension changes	additional charge 30 %[1])
Electric version	NO
Standard connection (SK)	STANDARD
Middle connection (SM)	NO
Side connection (SB)	NO
One-sided into space fixing	NO

Accessories

Colour ref. chart page 115
Bath. accessories page 100
Thermostatic packs page 102

Connection Options

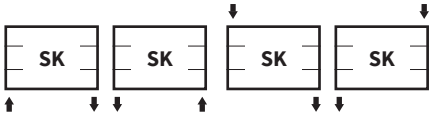

The type of connection must be specified in the order; for more information see page 112, positions 13 and 14./ [1]) to the nearest larger standard dimension

Collom Double Horizontal

Height (H) Length (L) [mm]	Depth (B)	Weight	Water capacity	Temperature exponent	Output 75/65/20°C	Power input	Connection span (Z)	White colour RAL 9016	Electric
code	[mm]	[kg]	[l]	[-]	[W]	[W]	[mm]		
DCDH 0602 1000	**48**	**32,1**	**9,1**	**1,278**	**921**	**-**	**950**	✓	**-**
DCDH 0602 1400	**48**	**44,3**	**12,5**	**1,278**	**1 271**	**-**	**1 350**	✓	**-**
DCDH 0602 1800	**48**	**56,4**	**15,9**	**1,278**	**1 621**	**-**	**1 750**	✓	**-**

For ordering procedure see page 112 / The weight of radiators does not include water and packaging.

Type height (H) / length (L) [mm]

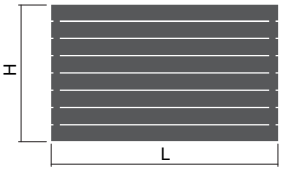

H: 0602
L: 1 000

H: 0602
L: 1 400



H: 0602
L: 1 800

Mounting

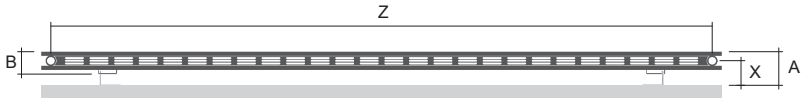

Type	X [mm]	A [mm]
Metal brackets	**65**	**90**

Magnetic accessories provide a flexible solution for bath fabric heating. See more on page 100.

Collom Double Horizontal - Gold olive texture S28 [22]

Octava
Octava Double

Octava and Octava Double models rank among high-performance designer radiators. They are suitable for all modern residential and office settings.

Material	steel pipes Ø 28 mm steel profiles 30×30 mm
Connection threads	2xG1/2"
Testing overpressure	1,3 MPa
Max. op. overpressure	1,0 MPa
Max. operating temperature	110 °C
Number of profiles Octava	7, 10, 13
Number of profiles Octava Double	14, 20, 26

1.



2.

3.

1. Octava - Snow/traffic white RAL 9016 [01] with a rail / 2. Octava Double - Cooper S03 [62] / 3. Octava - Dark grey S38 [50]

Modification options	Octava	Octava Double
Surface treatment	colour	colour
Height range [mm]	600-2 000 (increase of 10)	600-2 000 (increase of 10)
Length range [mm]	318-990 (increase of 48)	318-606 (increase of 48)
Dimension changes	additional charge 30 %[1)]	additional charge 30 %[1)]
Electric version	NO	NO
Middle connection (SM)	STANDARD	STANDARD
Side connection (SB)	YES (additional charge)	YES (additional charge)
One-sided into space fixing	NO	NO

Accessories

Colour ref. chart page 115

Bath. accessories page 100

Thermostatic packs page 102

Connection Options

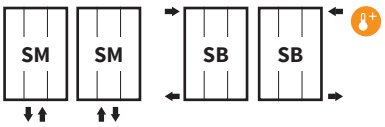

The type of connection must be specified in the order; for more information see page 112, positions 13 and 14./ [1)] to the nearest larger standard dimension

Octava

Height (H) Length (L) [mm]	Depth (B)	Weight	Water capacity	Temperature exponent	Output 75/65/20°C	Power input	Connection span (Z)	White colour RAL 9016	Electric
code	[mm]	[kg]	[l]	[-]	[W]	[W]	[mm]		
DOCT 1500 0318	**58**	**15,4**	**7,9**	**1,292**	**669**	**-**	**50**	✓	**-**
DOCT 1500 0462	**58**	**21,9**	**11,3**	**1,292**	**940**	**-**	**50**	✓	**-**
DOCT 1500 0606	**58**	**27,1**	**14,6**	**1,292**	**1203**	**-**	**50**	✓	**-**
DOCT 1800 0318	**58**	**18,5**	**9,4**	**1,268**	**791**	**-**	**50**	✓	**-**
DOCT 1800 0462	**58**	**26,0**	**13,5**	**1,268**	**1 112**	**-**	**50**	✓	**-**
DOCT 1800 0606	**58**	**34,0**	**17,5**	**1,268**	**1 423**	**-**	**50**	✓	**-**

Octava Double

Height (H) Length (L) [mm]	Depth (B)	Weight	Water capacity	Temperature exponent	Output 75/65/20°C	Power input	Connection span (Z)	White colour RAL 9016	Electric
code	[mm]	[kg]	[l]	[-]	[W]	[W]	[mm]		
DOCD 1800 0318	**86**	**36,0**	**18,6**	**1,284**	**1 181**	**-**	**50**	✓	**-**
DOCD 1800 0462	**86**	**51,3**	**26,5**	**1,284**	**1 645**	**-**	**50**	✓	**-**
DOCD 1800 0606	**86**	**66,7**	**34,6**	**1,284**	**2 093**	**-**	**50**	✓	**-**

For ordering procedure see page 112 / The weight of radiators does not include water and packaging.

Type height (H) / length (L) [mm]

Octava/ Octava Double

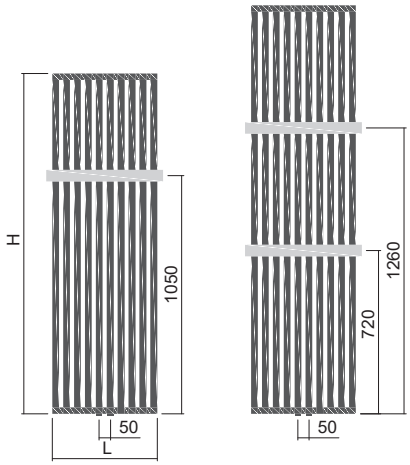

H: 1500
L: 0318-0606

H: 1800
L: 0318-0606

Octava

Octava Double

Option of adding up to 2 rails
One rail is suitable for radiators installed 800 mm above the floor level and higher, while two rails are suitable for radiators installed 1 200 mm and higher.
The two-sided rails must be installed on the radiator prior to mounting it on the wall.

Mounting

Octava

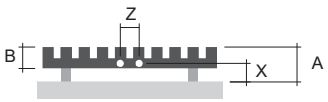

Type	X [mm]	A [mm]
Metal brackets	**54-64**	**97-107**

Octava Double

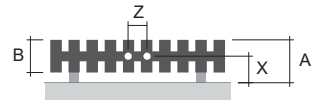

Type	X [mm]	A [mm]
Metal brackets	**83-93**	**126-136**

Rails

Octava

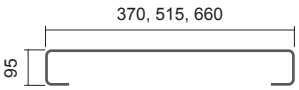

Two-sided brushed stainless steel rails

Length [mm]	Code
318	**O15MN81-14**
462	**O15MN81-15**
606	**O15MN81-16**

Two-sided polished stainless steel rail

Length [mm]	Code
318	**O15MN87-14**
462	**O15MN87-15**
606	**O15MN87-16**

Two-sided rail - painted RAL 9016

Length [mm]	Code
318	**O15MN01-14**
462	**O15MN01-15**
606	**O15MN01-16**

Octava Double

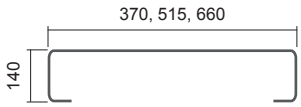

Two-sided brushed stainless steel rails

Length [mm]	Code
318	**O15MN81-17**
462	**O15MN81-18**
606	**O15MN81-19**

Two-sided polished stainless steel rail

Length [mm]	Code
318	**O15MN87-17**
462	**O15MN87-18**
606	**O15MN87-19**

Two-sided rail - painted RAL 9016

Length [mm]	Code
318	**O15MN01-17**
462	**O15MN01-18**
606	**O15MN01-19**

Painted rails are also available in colour variations as per the ISAN colour chart at an extra charge.

Gala

The Gala provides a stylish interior design element. It conforms to the spirit of a particular school of art, design and architecture where art and technology combine to form a whole. Robust steel sections draw a distinct outline, while the volume of the heat-transfer fluid allows for operation in low-temperature heating systems. A modern stainless-steel radiator that is impossible to overlook.

Material	steel profiles 70×30 mm steel profiles horizontally 70×30 mm
Connection threads	4 × G1/2"
Testing overpressure	0,65 MPa
Max. op. overpressure	0,5 MPa
Max. operating temperature	110 °C



1.

2.

1. Gala - Khaki S27 [21] / 2. Gala - Silver S05 [64]

Modification options	Gala
Surface treatment	colour
Height range [mm]	NO
Length range [mm]	NO
Electric version	YES (additional charge)
Universal connection (SU)	STANDARD
Side connection (SB)	NO
One-sided into space fixing	NO

Accessories

Colour ref. chart page 115
Bath. accessories page 100
Thermostatic packs page 102
Electric regulators page 108

Connection Options

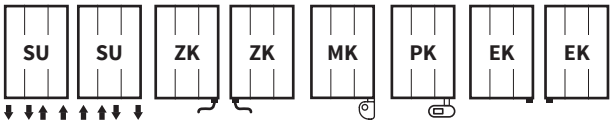

The type of connection must be specified in the order; for more information see page 112, positions 13 and 14.

Gala

Height (H) Length (L) [mm]	Depth (B)	Weight	Water capacity	Temperature exponent	Output 75/65/20°C	Power input Z heat. rod, Mini PW, Vision	Power input Solo, Rio, Neo	Connection span (Z)	White colour RAL 9016	Electric
code	[mm]	[kg]	[l]	[-]	[W]	[W]	[W]	[mm]		
DGAL 1155 0500	**30**	**15,7**	**8,8**	**1,279**	**507**	**500**	**600**	**50/430**	✓	✓
DGAL 1155 0600	**30**	**18,0**	**10,4**	**1,279**	**596**	**600**	**600**	**50/530**	✓	✓
DGAL 1465 0500	**30**	**19,8**	**11,2**	**1,279**	**644**	**600**	**600**	**50/430**	✓	✓
DGAL 1465 0600	**30**	**22,5**	**12,9**	**1,279**	**756**	**800**	**800**	**50/530**	✓	✓
DGAL 1775 0500	**30**	**23,5**	**13,4**	**1,275**	**768**	**800**	**800**	**50/430**	✓	✓
DGAL 1775 0600	**30**	**27,3**	**15,5**	**1,275**	**902**	**900**	**1000**	**50/530**	✓	✓

For ordering procedure see page 112 / The weight of radiators does not include water and packaging.

Type height (H) / length (L) [mm]

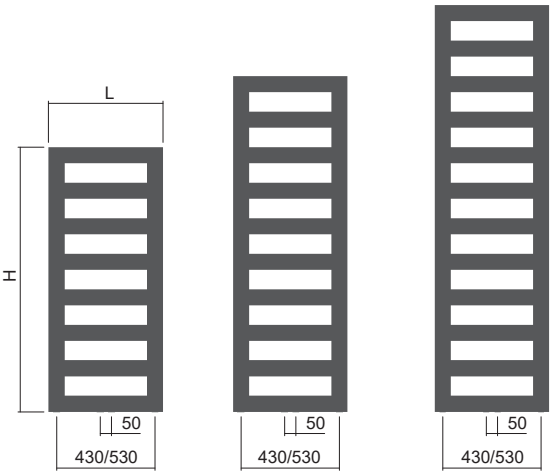

H: 1155
L: 0500, 0600

H: 1465
L: 0500, 0600

H: 1775
L: 0500, 0600

Mounting

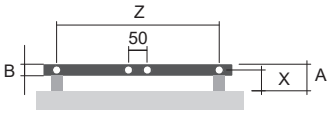

Type	X [mm]	A [mm]
Metal brackets	**55-65**	**70-80**

Gala - Khaki texture S27 [21]

Antika Cube
Antika Double

The Antika Cube designer radiator is characterised by its square profiles and can be fitted with a chrome rail. Antika Double is made up of double-surface steel profiles to ensure a high heating output. Both units give the impression of opulence and provide a fully functional architectural element for example in hallways or dining rooms.

	Antika Cube	Antika Double
Material	steel profiles 35×35 mm steel profiles 70×11 mm	steel pipes Ø 28 mm steel profiles 50×10 mm
Connection threads	4×G1/2"	4×G1/2"
Testing overpressure	0,65 MPa	0,65 MPa
Max. op. overpressure	0,5 MPa	0,5 MPa
Max. operating temperature	110 °C	110 °C
Number of profiles	10, 14, 20	16, 26, 34

1.

2.

1. Antika Cube - Pigeon blue RAL 5014 [07] with a rail / 2. Antika Double - Ivory/cream RAL 9001 [04] / 3. Antika Cube - Light grey texture S37 [49]

Modification options	Antika Cube	Antika Double
Surface treatment	colour	colour
Height range [mm]	600–2 000 (increase of 10)	600–2 000 (increase of 10)
Length range [mm]	295–745 (increase of 30)	282-966 (increase of 36)
Change dimension	additional charge 30 % [1)]	additional charge 30 % [1)]
Electric version	NO	NO
Middle connection (SM)	STANDARD	STANDARD
Side connection (SB)	YES (additional charge)	YES (additional charge)
One-sided into space fixing	NO	NO

Accessories

Colour ref. chart page 115

Bath. accessories page 100

Thermostatic packs page 102

Connection Options

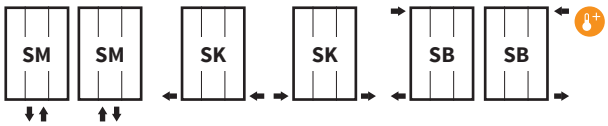

The type of connection must be specified in the order; for more information see page 112, positions 13 and 14./ [1)] to the nearest larger standard dimension

Antika Cube

Height (H) Length (L) [mm]	Depth (B)	Weight	Water capacity	Temperature exponent	Output 75/65/20°C	Power input	Connection span (Z)	White colour RAL 9016	Electric
code	[mm]	[kg]	[l]	[-]	[W]	[W]	[mm]		
DANC 1800 0295	**104**	**35,7**	**10,1**	**1,211**	**1 018**	**-**	**50**	✓	**-**
DANC 1800 0415	**104**	**49,8**	**14,2**	**1,211**	**1 328**	**-**	**50**	✓	**-**
DANC 1800 0595	**104**	**71,2**	**20,3**	**1,211**	**1 758**	**-**	**50**	✓	**-**

Antika Double

Height (H) Length (L) [mm]	Depth (B)	Weight	Water capacity	Temperature exponent	Output 75/65/20°C	Power input	Connection span (Z)	White colour RAL 9016	Electric
code	[mm]	[kg]	[l]	[-]	[W]	[W]	[mm]		
DAND 1800 0282	**128**	**37,5**	**9,7**	**1,262**	**1 127**	**-**	**50**	✓	**-**
DAND 1800 0462	**128**	**60,5**	**15,8**	**1,262**	**1 793**	**-**	**50**	✓	**-**
DAND 1800 0606	**128**	**79,0**	**20,7**	**1,262**	**2 325**	**-**	**50**	✓	**-**

For ordering procedure see page 112 / The weight of radiators does not include water and packaging.

Type height (H) / length (L) [mm]

Antika Cube

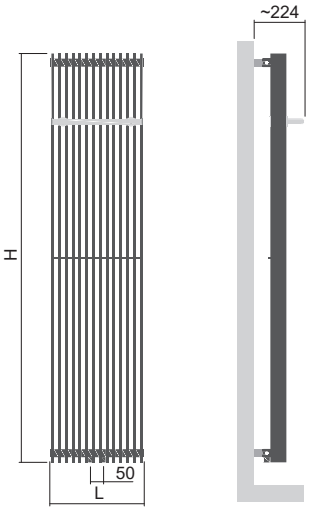

H: 1800
L: 0295-0595

Option of adding up to 2 rails

Antika Double

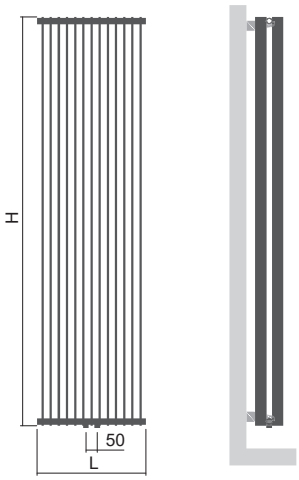

H: 1800
L: 0282-0606

Option of adding up to 2 rails

Mounting

Antika Cube

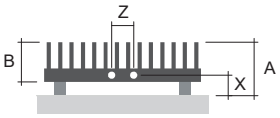

Type	X [mm]	A [mm]
Metal brackets	**58-68**	**145-155**

Antika Double

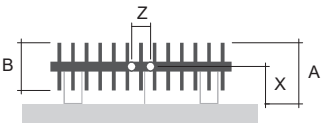

Type	X [mm]	A [mm]
Metal brackets	**100**	**162**

Rails

Antika Cube

Rails - polished chrome

Length [mm]	Code
295	**O15MN80-60**
595	**O15MN80-62**

Antika Cube - Pigeon blue RAL 5014 [07] with rail
The rail is available for Antika Cube models only

Akros with hooks
Akros One

NEW PRODUCT

Its robust vertical pipes turn the Akros heating unit into an eye-catching designer piece that will fit in any interior, particularly in entrance halls and dining rooms. Its metallic colours are one of the main features that make it stand out. The unit comes with hooks, available only in chrome finish.
Akros One is a fusion of design and elegance. Now also available in an electric version.

	Akros with hooks	Akros One
Material	steel pipes ø 28 mm steel pipes ø 50 mm	steel pipe ø 50 mm
Connection threads	2xG1/2"	2xG1/2"
Testing overpressure	0,65 MPa	0,65 MPa
Max. op. overpressure	0,5 MPa	0,5 MPa
Max. op. temperature	95 °C	95 °C
Number of pipes	3, 6, 8, 10	1
Number of hooks (only chrome finish)	3, 4, 6, 8	1

1.

2.

3.

1.Akros with hooks - black velvet S40 [51] / 2. Akros One electric with reg. Rio chrome - antique gold S36 [48] / 3. Akros with hooks - champagne S31 [25]

Modification options	Akros with hooks	Akros One
Surface treatment	colour	colour
Height range [mm]	600-2 000 (increase of 10)	NO
Length range [mm]	170-830 (increase of 60)	NO
Dimension changes	additional charge of 30 % [1)]	NO
Electric version	NO	YES
Middle connection (SM)	STANDARD	NO
Standard connection (SK)	NO	STANDARD
Side connection (SB)	YES (additional charge)	NO
One-sided into space fixing	NO	NO

Accessories

- Colour ref. chart page 115
- Thermostatic packs page 102
- Electric regulators page 108

Connection Options Akros with hooks

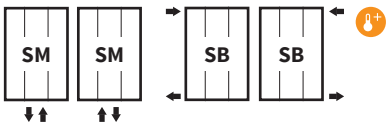

Connection Options Akros One

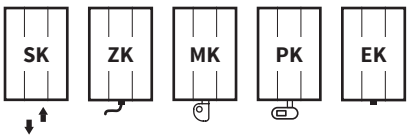

The type of connection must be specified in the order; for more information see page 112, positions 13 and 14./ [1)] to the nearest larger standard dimension

Akros with hooks

Height (H) Length (L) [mm]	Depth (B)	Weight	Water capacity	Temperature exponent	Output 75/65/20°C	Power input	Connection span (Z)	White colour RAL 9016	Electric
kód	[mm]	[kg]	[l]	[-]	[W]	[W]	[mm]		
DAKH 1500 0350	**98**	**17,7**	**15,8**	**1,280**	**685**	**-**	**50**	✓	**-**
DAKH 1500 0470	**98**	**23,6**	**21,2**	**1,280**	**914**	**-**	**50**	✓	**-**
DAKH 1500 0590	**98**	**29,5**	**26,5**	**1,280**	**1142**	**-**	**50**	✓	**-**
DAKH 1800 0170	**98**	**10,6**	**9,2**	**1,280**	**407**	**-**	**50**	✓	**-**
DAKH 1800 0350	**98**	**21,0**	**19,0**	**1,280**	**814**	**-**	**50**	✓	**-**
DAKH 1800 0470	**98**	**28,0**	**25,3**	**1,280**	**1086**	**-**	**50**	✓	**-**
DAKH 1800 0590	**98**	**35,0**	**31,7**	**1,280**	**1357**	**-**	**50**	✓	**-**

Akros One

Height (H) Length (L) [mm]	Depth (B)	Weight	Water capacity	Temperature exponent	Output 75/65/20°C	Power input Z heat. rod, Mini PW, Vision	Power input Solo, Rio, Neo	Connection span (Z)	White colour RAL 9016	Electric
kód	[mm]	[kg]	[l]	[-]	[W]	[W]	[W]	[mm]		
DAKO 1800 0050	**66**	**4,47**	**3,1**	**1,280**	**131**	**200**	**200**	**-**	✓	✓

For ordering procedure see page 112 / The weight of radiators does not include water and packaging.

Type height (H) / length (L) [mm]

Akros with hooks

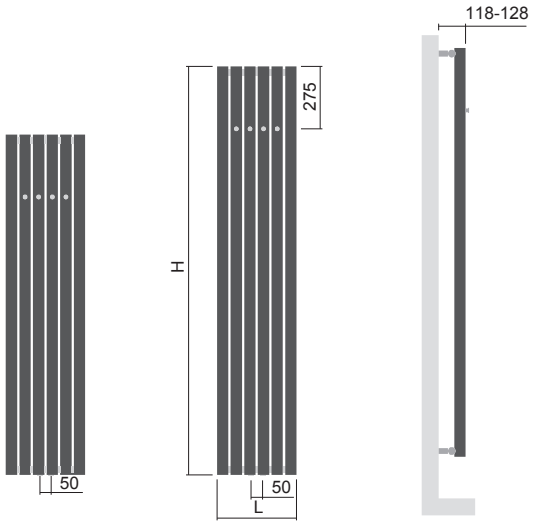

H: 1500
L: 0350-0590

H: 1800
L: 0170-0590

Akros One

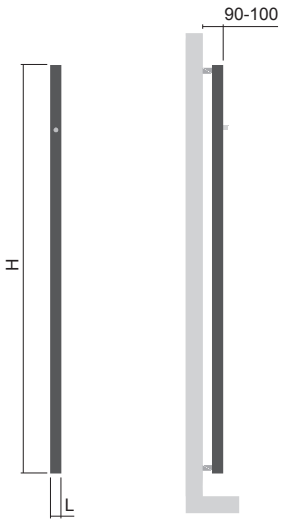

H: 1800
L: 0050

Mounting

Akros with hooks

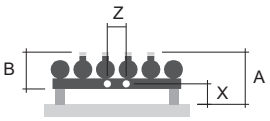

Type	X [mm]	A [mm]
Metal brackets	**54-64**	**138-148**

Akros One

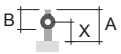

Type	X [mm]	A [mm]
Metal brackets	**65-75**	**106-116**

Convenient chrome hooks for fabric hanging.
The hooks cannot be painted.

Akros Uni

NEW PRODUCT

The Akros Uni radiator will impress you not only with its appearance but also with its performance. The electric design allows for its use even outside the heating season. Its robust tubular construction guarantees long life and reliability. The stylish design lends itself well to a variety of interior settings, especially lobbies and dining rooms. The unit also comes with chrome hooks for fabric hanging.

Material	steel pipes ø 28 mm steel pipes ø 50 mm
Operating voltage	230 V AC, 50/60 Hz
Number of pipes	3, 6, 8, 10
Number of hooks (only chrome finish)	3, 4, 6, 8

1.

2.

1. Akros Uni electric with reg. Rio chrome - champagne S31 [25] / 2. Akros Uni electric with reg. Rio chrome - anthracite S02 [61]

Modification options

	Akros Uni
Surface treatment	colour
Height range [mm]	NO
Length range [mm]	NO
Electric version	STANDARD
Standard connection (SK)	NO
Middle connection (SM)	NO
Side connection (SB)	NO
One-sided into space fixing	NO

Accessories

Colour ref. chart page 115

Electric regulators page 108

Connection Options

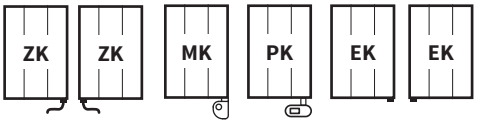

The type of connection must be specified in the order; for more information see page 112, positions 13 and 14

Akros Uni

Height (H) Length (L) [mm]	Depth (B)	Weight	Water capacity	Temperature exponent	Output 75/65/20°C	Power input Z heat. rod, Mini PW, Vision	Power input Solo, Rio, Neo	Connection span (Z)	Electric RAL 9016
kód	[mm]	[kg]	[l]	[-]	[W]	[W]	[W]	[mm]	
DAKU 1500 0350	**94**	**33,5**	**15,8**	**-**	**-**	**700**	**600**	**-**	✓
DAKU 1500 0470	**94**	**44,8**	**21,2**	**-**	**-**	**900**	**1000**	**-**	✓
DAKU 1500 0590	**94**	**56,0**	**26,5**	**-**	**-**	**1100**	**1200**	**-**	✓
DAKU 1800 0170	**94**	**19,8**	**9,2**	**-**	**-**	**400**	**400**	**-**	✓
DAKU 1800 0350	**94**	**40,0**	**19,0**	**-**	**-**	**800**	**800**	**-**	✓
DAKU 1800 0470	**94**	**53,3**	**25,3**	**-**	**-**	**1000**	**1000**	**-**	✓
DAKU 1800 0590	**94**	**66,7**	**31,7**	**-**	**-**	**1200**	**1200**	**-**	✓

For ordering procedure see page 112 / The weight units includes water and packaging

Type height (H) / length (L) [mm]

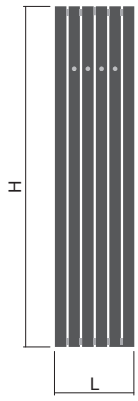

H: 1500
L: 0350-0590

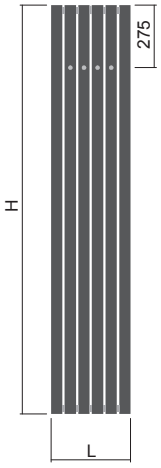

H: 1800
L: 0170-0590

Mounting

Type	X [mm]	A [mm]
Metal brackets	**93-103**	**134-144**



Akros Uni with a reg. Rio chrome

NEW PRODUCT

Calypso

A subtle, stylish and refined designer piece. That is how you could describe our radiator, which captivates you at first glance by its elegance and symmetrical arrangement of profiles. It will perfectly complement your bathroom, turning it into a cozy space for you to enjoy a relaxing time after a stressful day. A convenient design for warming fabrics.

Material	steel pipes Ø 35 mm steel pipes Ø 25 mm
Connection threads	4xG1/2"
Testing overpressure	1,3 MPa
Max. op. overpressure	1,0 MPa
Max. op. temperature	110 °C
Number of pipes	18, 22, 26, 30



1.

2.

2.

1. Calypso (connection SK) - snow/traffic white RAL 9016 [01] / 2. Calypso (connection SM) - pigeon blue RAL 5014 [07] / 3. Calypso electric with reg. Rio chrome – saphire S30 [24]

Modification options	Calypso (SK)	Calypso (SM)
Surface treatment	colour	colour
Height range [mm]	NO	NO
Length range [mm]	NO	NO
Electric version	YES (code DCAL, DCAP)*	NO
Standard connection (SK)	STANDARD (DCAL-left and right design)	NO
Middle connection (SM)	NO	STANDARD (code DCAL, DCAP)
Side connection (SB)	NO	NO
One-sided into space fixing	NO	NO

Accessories

Colour ref. chart page 115
Thermostatic packs page 102
Electric regulators page 108

Connection Options - left design

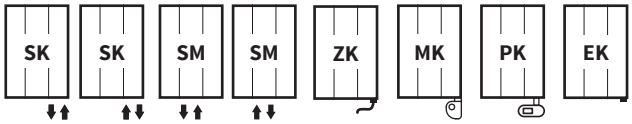

right design

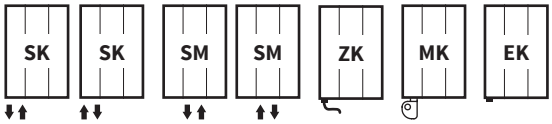

The type of connection must be specified in the order; for more information see page 112, positions 13 and 14./ *additional charge

Calypso / standard connection (SK)

Height (H) Length (L) [mm]	Depth (B)	Weight	Water capacity	Temperature exponent	Output 75/65/20°C	Power input Z heat. rod, Mini PW, Vision	Power input Solo, Rio, Neo	Connection span (Z)	White colour RAL 9016	Electric*
kód	[mm]	[kg]	[l]	[-]	[W]	[W]	[W]	[mm]		
DCAL 0982 0500	**60**	**10,8**	**5,0**	**1,345**	**425**	**400**	**400**	**50**	✓	✓
DCAL 0982 0600	**60**	**12,4**	**5,6**	**1,345**	**489**	**500**	**400**	**50**	✓	✓
DCAL 1246 0500	**60**	**13,7**	**6,1**	**1,345**	**522**	**500**	**600**	**50**	✓	✓
DCAL 1246 0600	**60**	**15,7**	**7,0**	**1,345**	**600**	**600**	**600**	**50**	✓	✓
DCAL 1510 0500	**60**	**16,3**	**7,3**	**1,345**	**621**	**600**	**600**	**50**	✓	✓
DCAL 1510 0600	**60**	**18,7**	**8,3**	**1,345**	**713**	**700**	**800**	**50**	✓	✓
DCAL 1774 0500	**60**	**18,8**	**8,5**	**1,345**	**720**	**700**	**800**	**50**	✓	✓
DCAL 1774 0600	**60**	**21,6**	**9,6**	**1,345**	**826**	**800**	**800**	**50**	✓	✓

How to order - for the version of the body for the central heating system with SK connection, it is not necessary to define a left or right design.
*For the electro-right design, the code must be changed to DCAP.

Calypso / middle connection (SM)

Height (H) Length (L) [mm]	Depth (B)	Weight	Water capacity	Temperature exponent	Output 75/65/20°C	Power input Z heat. rod, Mini PW, Vision	Power input Solo, Rio, Neo	Connection span (Z)	White colour RAL 9016	Electric
kód	[mm]	[kg]	[l]	[-]	[W]	[W]	[W]	[mm]		
DCAL / DCAP 0982 0500	**60**	**10,8**	**5,0**	**1,345**	**425**	**400**	**400**	**50**	✓	-
DCAL / DCAP 0982 0600	**60**	**12,4**	**5,6**	**1,345**	**489**	**500**	**400**	**50**	✓	-
DCAL / DCAP 1246 0500	**60**	**13,7**	**6,1**	**1,345**	**522**	**500**	**600**	**50**	✓	-
DCAL / DCAP 1246 0600	**60**	**15,7**	**7,0**	**1,345**	**600**	**600**	**600**	**50**	✓	-
DCAL / DCAP 1510 0500	**60**	**16,3**	**7,3**	**1,345**	**621**	**600**	**600**	**50**	✓	-
DCAL / DCAP 1510 0600	**60**	**18,7**	**8,3**	**1,345**	**713**	**700**	**800**	**50**	✓	-
DCAL / DCAP 1774 0500	**60**	**18,8**	**8,5**	**1,345**	**720**	**700**	**800**	**50**	✓	-
DCAL / DCAP 1774 0600	**60**	**21,6**	**9,6**	**1,345**	**826**	**800**	**800**	**50**	✓	-

For ordering procedure see page 112 / The weight of radiators does not include water and packaging.

Type height (H) / length (L) [mm]

Size range

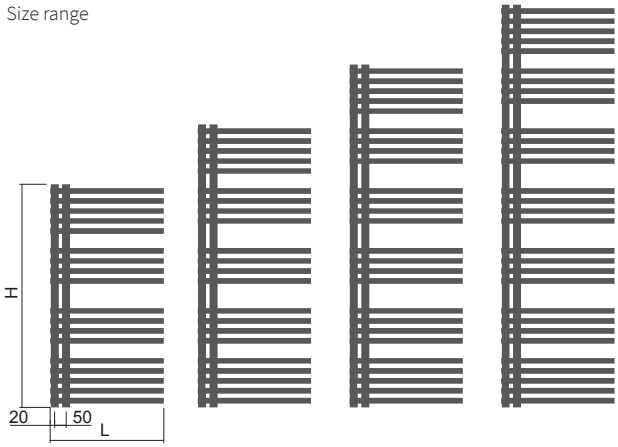

H: 0982
L: 0500, 0600

H: 1246
L: 0500, 0600

H: 1510
L: 0500, 0600

H: 1774
L: 0500, 0600

Right design

Left design

Middle connection (SM)

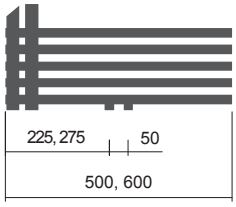

Mounting

Standard connection (SK)

Typ	X [mm]	A [mm]
Metal brackets	**57,5-67,5**	**100-110**

Middle connection (SM)

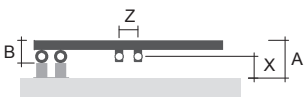

Typ	X [mm]	A [mm]
Metal brackets	**57,5-67,5**	**100-110**

Calypso with a middle connection - gold olive S28

Fresh
Fresh Chrom

Simplicity and elegance combined in the new Fresh design heater. The balanced design with evenly arranged horizontal profiles is a perfect feature in any modern bathroom, which also fits in any small space thanks to its size. The wide selection of colours, including chrome, will help you turn your radiator into a perfect interior feature.

	Fresh	Fresh Chrom
Material	steel profiles 30x30 steel profiles 20x20	steel profiles 30x30 steel profiles 20x20
Connection threads	4xG1/2"	4xG1/2"
Testing overpressure	0,65 MPa	0,65 MPa
Max. op. overpressure	0,5 MPa	0,5 MPa
Max. operating temperature	110 °C	110 °C
Number of profiles	10, 13, 16	10, 13

1.

2.

3.

1. Fresh with middle connection - Pink coral texture S32 [26] / 2. Fresh Chrom / 3. Fresh with a middle connection - Black velvet matt S40 [51]

Modification options

	Fresh	Fresh Chrom
Surface treatment	colour	chrome
Height range [mm]	420-1 860 (increase of 120)	420-1 740 (increase of 120)
Length range [mm]	300-600 (increase of 100)	300-600 (increase of 100)
Change dimension	additional charge 30 %[1)]	additional charge 30 %[1)]
Standard connection (SK)	STANDARD	STANDARD
Electric version	YES (additional charge)	YES (additional charge)
Middle connection (SM)	YES (additional charge)	YES (additional charge)
Side connection (SB)	NO	NO
One-sided into space fixing	NO	NO

Accessories

Colour ref. chart page 115
Thermostatic packs page 102
Electric regulators page 108

Connection Options

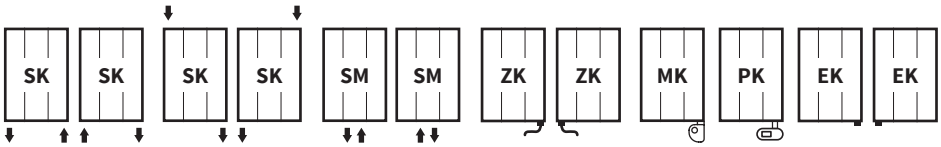

The type of connection must be specified in the order; for more information see page 112, positions 13 and 14. [1)] to the nearest larger standard dimension

Fresh

Height (H) Length (L) [mm]	Depth (B)	Weight	Water capacity	Temperature exponent	Output 75/65/20°C	Power input Z heat. rod, Mini PW, Vision	Power input Solo, Rio, Neo	Connection span (Z)	White colour RAL 9016	Electric
code	[mm]	[kg]	[l]	[-]	[W]	[W]	[W]	[mm]		
DFRE 1140 0400	**30**	**5,6**	**2,7**	**1,262**	**247**	**200**	**200**	**370**	✓	✓
DFRE 1500 0400	**30**	**7,3**	**3,6**	**1,262**	**323**	**300**	**400**	**370**	✓	✓
DFRE 1500 0500	**30**	**8,3**	**4,0**	**1,262**	**371**	**400**	**400**	**470**	✓	✓
DFRE 1860 0500	**30**	**10,2**	**4,9**	**1,262**	**459**	**500**	**400**	**470**	✓	✓

Fresh Chrom

Height (H) Length (L) [mm]	Depth (B)	Weight	Water capacity	Temperature exponent	Output 75/65/20°C	Power input Z heat. rod, Mini PW, Vision	Power input Solo, Rio, Neo	Connection span (Z)	Chrom	Electric
code	[mm]	[kg]	[l]	[-]	[W]	[W]	[W]	[mm]		
DFRE 1140 0400	**30**	**5,6**	**2,7**	**1,262**	**173**	**200**	**200**	**370**	✓	✓
DFRE 1500 0400	**30**	**7,3**	**3,6**	**1,262**	**226**	**200**	**200**	**370**	✓	✓
DFRE 1500 0500	**30**	**8,3**	**4,0**	**1,262**	**260**	**300**	**200**	**470**	✓	✓

For ordering procedure see page 112 / The weight of radiators does not include water and packaging.

Type height (H) / length (L) [mm]

Fresh / Fresh Chrom

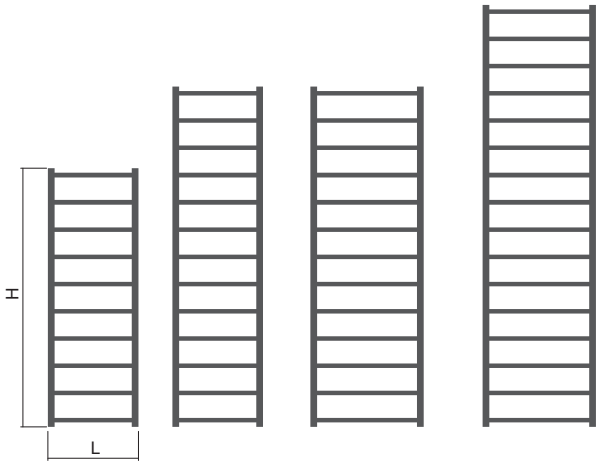

H: 1140
L: 0400

H: 1500
L: 0400

H: 1500
L: 0500

H: 1860
L: 0500

Height 1860/500 not available in chrome

Mounting

Fresh / Fresh Chrom

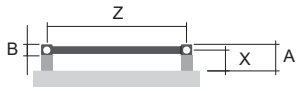

Type	X [mm]	A [mm]
Metal brackets	**55-65**	**70-80**

Fresh - Pink coral texture S32 [26]

Flexi
Flexi with hooks

A traditional bathroom ladder with practical hinged shelves for storing and warming fabrics. The fully heated hinged shelves offer new possibilities for operation in bathrooms, drying rooms, changing rooms and utility areas. The unit can also be supplemented with practical hooks matching the colour of the radiator. A practical heating element for every home.

Material	steel profiles 30×30 mm steel pipes Ø 20 mm
Connection threads	4×G1/2"
Testing overpressure	0,65 MPa
Max. op. overpressure	0,5 MPa
Max. op. temperature	75 °C
Number of pipes	14, 17, 23, 25
The load capacity of the hinged shelf	max. 13 kg

1.

2.

3.

1. Flexi with a middle connection - Gold olive texture S28 [22] / 2. Flexi with hooks, middle connection - Snow/traffic white RAL 9016 [01] / 3. Flexi electric with hooks, reg. Neo chrome - Silver metallic S05 [64]

Modification options

	Flexi / Flexi with hooks
Surface treatment	colour
Height range [mm]	NO
Length range [mm]	NO
Electric version	YES (additional charge)
Standard connection (SK)	STANDARD
Middle connection (SM)	YES (no additional charge)
Side connection (SB)	NO
One-sided into space fixing	NO

Accessories

Colour ref. chart page 115
Thermostatic packs page 102
Electric regulators page 108

Connection Options

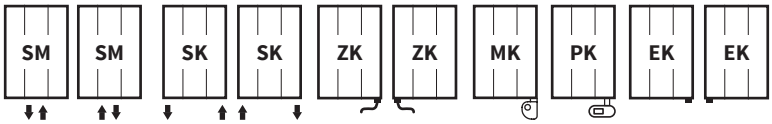

The type of connection must be specified in the order; for more information see page 112, positions 13 and 14.

Flexi

Height (H) Length (L) [mm]	Depth (B)	Weight	Water capacity	Temperature exponent	Output 75/65/20°C	Power input Z heat. rod, Mini PW, Vision	Power input Solo, Rio, Neo	Connection span (Z)	White colour RAL 9016	Electric
code	[mm]	[kg]	[l]	[-]	[W]	[W]	[W]	[mm]		
DFLE 0955 0600	**30/295**	**8,3**	**3,8**	**1,255**	**412**	**400**	**400**	**570**	✓	✓
DFLE 1135 0600	**30/295**	**9,3**	**4,3**	**1,258**	**492**	**500**	**400**	**570**	✓	✓
DFLE 1555 0600	**30/295**	**12,0**	**5,8**	**1,264**	**683**	**700**	**600**	**570**	✓	✓
DFLE 1735 0600	**30/295**	**14,0**	**6,6**	**1,262**	**705**	**700**	**800**	**570**	✓	✓

Flexi with hooks

Height (H) Length (L) [mm]	Depth (B)	Weight	Water capacity	Temperature exponent	Output 75/65/20°C	Power input Z heat. rod, Mini PW, Vision	Power input Solo, Rio, Neo	Connection span (Z)	White colour RAL 9016	Electric
code	[mm]	[kg]	[l]	[-]	[W]	[W]	[W]	[mm]		
DFLH 0955 0600	**39/295**	**8,3**	**3,8**	**1,255**	**412**	**400**	**400**	**570**	✓	✓
DFLH 1135 0600	**39/295**	**9,3**	**4,3**	**1,258**	**492**	**500**	**400**	**570**	✓	✓
DFLH 1555 0600	**39/295**	**12,0**	**5,8**	**1,264**	**683**	**700**	**600**	**570**	✓	✓
DFLH 1735 0600	**39/295**	**14,0**	**6,6**	**1,262**	**705**	**700**	**800**	**570**	✓	✓

For ordering procedure see page 112 / The weight of radiators does not include water and packaging.

Type height (H) / length (L) [mm]

Flexi

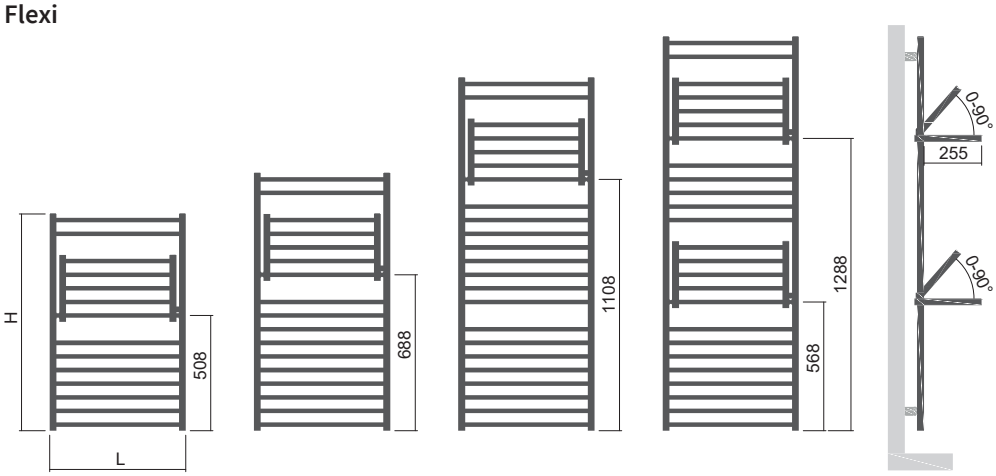

H: 955
L: 0600
1× shelf

H: 1135
L: 0600
1× shelf

H: 1555
L: 0600
1× shelf

H: 1735
L: 0600
2× shelf

Mounting

Flexi

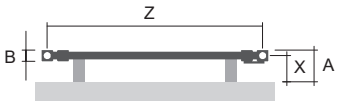

Type	X [mm]	A [mm]
Metal brackets	**69-79**	**84-94**

Flexi with hooks

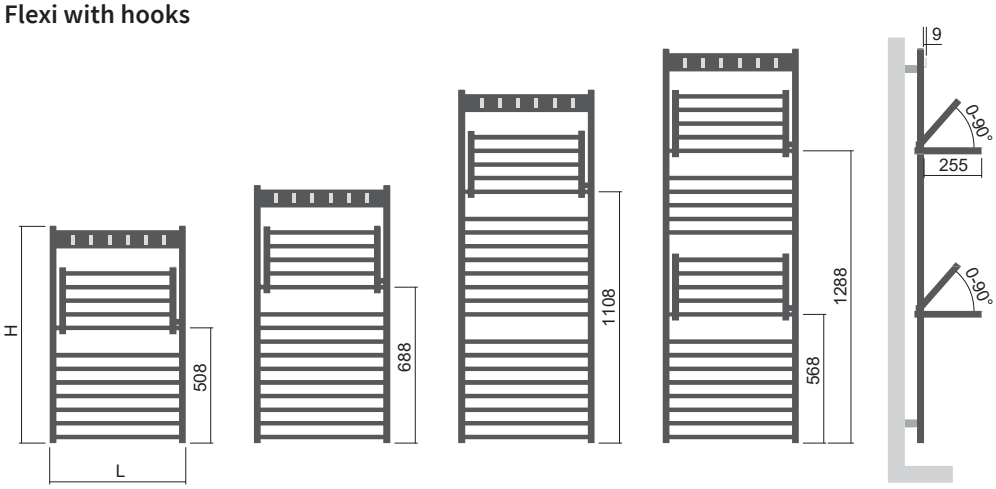

H: 955
L: 0600
1× shelf

H: 1135
L: 0600
1× shelf

H: 1555
L: 0600
1× shelf

H: 1735
L: 0600
2× shelf

Flexi with hooks

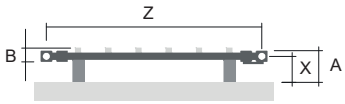

Type	X [mm]	A [mm]
Metal brackets	**69-79**	**91-101**

Rytmo
Rytmo with hooks

The Rytmo opens up a third dimension for drying. Hot water heats up the entire unit, including the practical hinged racks with magnets to hold them in place. The unit can be utilized both in central heating systems and for electric heating with an installed heating rod. A chrome version including a cover with practical hooks is also available. This high-performance domestic helper comes in four basic sizes and a wide range of colour designs as per the ISAN Colour Reference Chart.

Material	steel profiles D35×41 mm steel pipes Ø 26 mm
Connection threads	4×G1/2"
Testing overpressure	0,65 MPa
Max. op. overpressure	0,5 MPa
Max. op. temperature	75 °C
Number of pipes	11, 17, 22, 25
The load capacity of the hinged shelf	max. 13 kg

1.

2.

3.

1. Rytmo with a middle connection - Snow/traffic white RAL 9016 [01] / 2. Rytmo with hooks, middle connection - Antique gold S36 [48 / 3. Rytmo electric with hooks, reg. Rio chrome - Aquamarine S29 [23]

Modification options	Rytmo / Rytmo with hooks
Surface treatment	colour
Height range [mm]	NO
Length range [mm]	NO
Electric version	YES (additional charge)
Standard connection (SK)	STANDARD
Middle connection (SM)	YES (no additional charge)
Side connection (SB)	NO
One-sided into space fixing	NO

Accessories

Electric regulators page 108
Thermostatic packs page 102
Colour ref. chart page 115

Connection Options

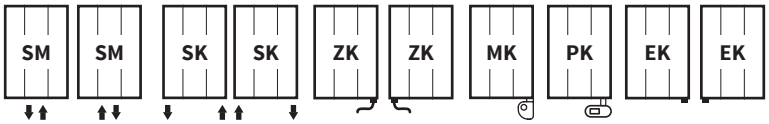

The type of connection must be specified in the order; for more information see page 112, positions 13 and 14.

Rytmo

Height (H) Length (L) [mm]	Depth (B)	Weight	Water capacity	Temperature exponent	Output 75/65/20°C	Power input Z heat. rod, Mini PW, Vision	Power input Solo, Rio, Neo	Connection span (Z)	White colour RAL 9016	Electric
code	[mm]	[kg]	[l]	[-]	[W]	[W]	[W]	[mm]		
DRTM 0775 0600	**35/295**	**9,3**	**5,7**	**1,275**	**345**	**300**	**400**	**559**	✓	✓
DRTM 1215 0600	**35/295**	**11,3**	**7,1**	**1,286**	**558**	**600**	**600**	**559**	✓	✓
DRTM 1575 0600	**35/295**	**14,4**	**9,3**	**1,296**	**745**	**700**	**800**	**559**	✓	✓
DRTM 1775 0600	**35/295**	**16,8**	**10,7**	**1,326**	**778**	**800**	**800**	**559**	✓	✓

Rytmo with hooks

Height (H) Length (L) [mm]	Depth (B)	Weight	Water capacity	Temperature exponent	Output 75/65/20°C	Power input Z heat. rod, Mini PW, Vision	Power input Solo, Rio, Neo	Connection span (Z)	White colour RAL 9016	Electric
code	[mm]	[kg]	[l]	[-]	[W]	[W]	[W]	[mm]		
DRTH 0775 0600	**39/295**	**9,3**	**5,7**	**1,275**	**345**	**300**	**400**	**559**	✓	✓
DRTH 1215 0600	**39/295**	**11,3**	**7,1**	**1,286**	**558**	**600**	**600**	**559**	✓	✓
DRTH 1575 0600	**39/295**	**14,4**	**9,3**	**1,296**	**745**	**700**	**800**	**559**	✓	✓
DRTH 1775 0600	**39/295**	**16,8**	**10,7**	**1,326**	**778**	**800**	**800**	**559**	✓	✓

For ordering procedure see page 112 / The weight of radiators does not include water and packaging.

Type height (H) / length (L) [mm]

Rytmo

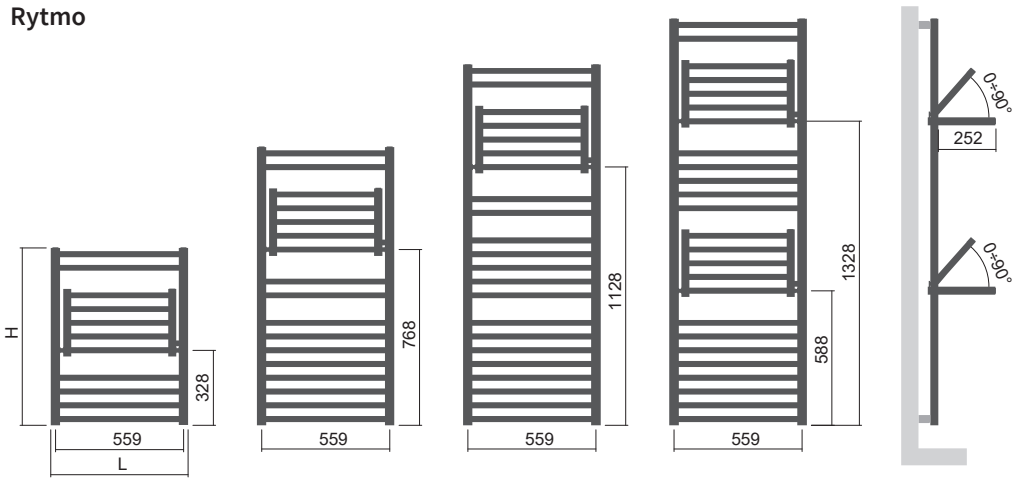

H: 775
L: 0600
1× shelf

H: 1215
L: 0600
1× shelf

H: 1575
L: 0600
1× shelf

H: 1775
L: 0600
2× shelf

Rytmo with hooks

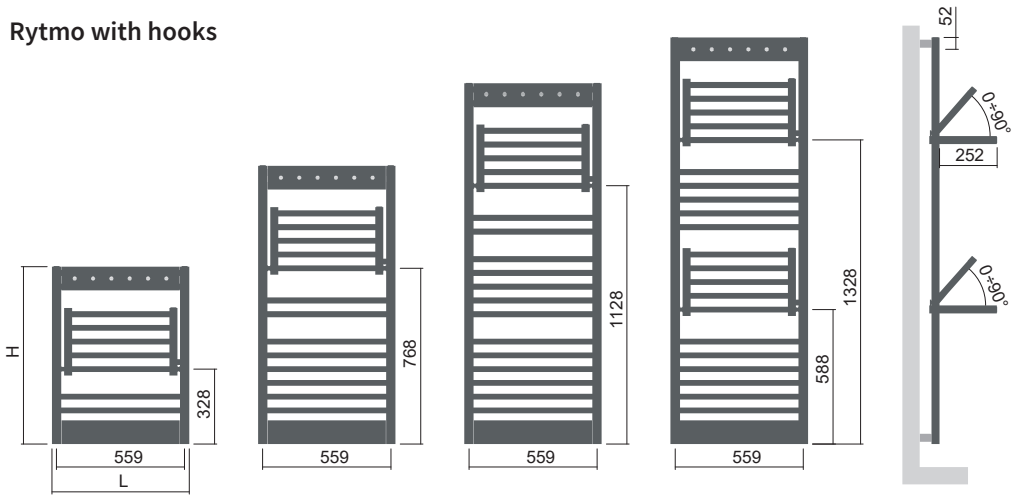

H: 775
L: 0600
1× shelf

H: 1215
L: 0600
1× shelf

H: 1575
L: 0600
1× shelf

H: 1775
L: 0600
2× shelf

Mounting

Rytmo

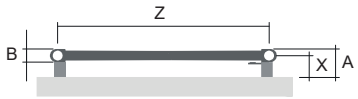

Type	X [mm]	A [mm]
Metal brackets	**58-68**	**75-85**

Rytmo with hooks

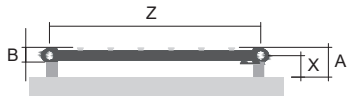

Type	X [mm]	A [mm]
Metal brackets	**58-68**	**79-89**

View the product video

NEW PRODUCT

Miro

The innovative Miro radiator with open sections for easy fabric hanging and warming. Improved manufacturing technology removes the need for stability reinforcements. The radiator now comes in a clean design, is more elegant and at the same time more practical than before. You can choose from a right or left arrangement available in several height and width options. The Miro radiator can be utilized both in central heating systems and for electric heating. The units are available in a wide range of colours as per the ISAN colours chart with smooth, metallic or structured colours surfaces.

Material	steel profiles 35×35 mm steel profiles 50×10 mm
Connection threads	4×G1/2"
Testing overpressure	0,65 MPa
Max. op. overpressure	0,5 MPa
Max. operating temperature	110 °C
Number of profiles	12, 15, 18, 21



1.



2.

1. Miro (connection SK) - Anthracite S02 [61] / 2. Miro (connection SM) - Aquamarine S29 [23] / 3. Miro (connection SK) - Snow/traffic white RAL 9016 [01]

Modification options	Miro (SK)	Miro (SM)
Surface treatment	colour	colour
Height range [mm]	708-1 500 (increase of 264)	708-1 500 (increase of 264)
Length range [mm]	NO	NO
Dimension changes	additional charge 30 %[1)]	additional charge 30 %[1)]
Electric version	YES (code DMIR, DMIL)*	NO
Standard connection (SK)	STANDARD (code DMIR-left and right design)	NO
Middle connection (SM)	NO	STANDARD (code DMIR, DMIL)
Side connection (SB)	NO	NO
One-sided into space fixing	NO	NO

Accessories

Colour ref. chart page 115
Bath. accessories page 100
Thermostatic packs page 102
Electric regulators page 108

Connection Options - left design

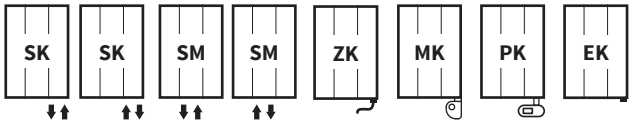

right design

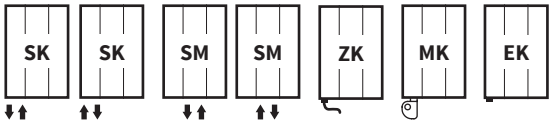

The type of connection must be specified in the order; for more information see page 112, positions 13 and 14./ 1) to the nearest larger standard dimension / *additional charge

Miro / standard connection (SK)

Height (H) Length (L) [mm]	Depth (B)	Weight	Water capacity	Temperature exponent	Output 75/65/20°C	Power input Z heat. rod, Mini PW, Vision	Power input Solo, Rio, Neo	Connection span (Z)	White colour RAL 9016	Electric*
kód	[mm]	[kg]	[l]	[-]	[W]	[W]	[W]	[mm]		
DMIR 0972 0500	**45**	**11,0**	**3,9**	**1,348**	**395**	**400**	**400**	**50**	✓	✓
DMIR 0972 0600	**45**	**12,5**	**4,3**	**1,348**	**446**	**400**	**400**	**50**	✓	✓
DMIR 1236 0500	**45**	**13,8**	**5,0**	**1,348**	**496**	**500**	**400**	**50**	✓	✓
DMIR 1236 0600	**45**	**15,7**	**5,5**	**1,348**	**560**	**600**	**600**	**50**	✓	✓
DMIR 1500 0500	**45**	**16,6**	**6,0**	**1,323**	**602**	**600**	**600**	**50**	✓	✓
DMIR 1500 0600	**45**	**18,9**	**6,6**	**1,323**	**680**	**700**	**600**	**50**	✓	✓
DMIR 1764 0500	**45**	**19,4**	**7,0**	**1,298**	**697**	**700**	**600**	**50**	✓	✓
DMIR 1764 0600	**45**	**22,1**	**7,7**	**1,298**	**787**	**800**	**800**	**50**	✓	✓

How to order - for the version of the body for the central heating system with SK connection, it is not necessary to define a left or right design.
*For the electro-left design, the code must be changed to DMIL.

Miro / middle connection (SM)

Height (H) Length (L) [mm]	Depth (B)	Weight	Water capacity	Temperature exponent	Output 75/65/20°C	Power input Z heat. rod, Mini PW, Vision	Power input Solo, Rio, Neo	Connection span (Z)	White colour RAL 9016	Electric
kód	[mm]	[kg]	[l]	[-]	[W]	[W]	[W]	[mm]		
DMIR / DMIL 0972 0500	**45**	**11,0**	**3,9**	**1,348**	**395**	**400**	**400**	**50**	✓	-
DMIR / DMIL 0972 0600	**45**	**12,5**	**4,3**	**1,348**	**446**	**400**	**400**	**50**	✓	-
DMIR / DMIL 1236 0500	**45**	**13,8**	**5,0**	**1,348**	**496**	**500**	**400**	**50**	✓	-
DMIR / DMIL 1236 0600	**45**	**15,7**	**5,5**	**1,348**	**560**	**600**	**600**	**50**	✓	-
DMIR / DMIL 1500 0500	**45**	**16,6**	**6,0**	**1,323**	**602**	**600**	**600**	**50**	✓	-
DMIR / DMIL 1500 0600	**45**	**18,9**	**6,6**	**1,323**	**680**	**700**	**600**	**50**	✓	-
DMIR / DMIL 1764 0500	**45**	**19,4**	**7,0**	**1,298**	**697**	**700**	**600**	**50**	✓	-
DMIR / DMIL 1764 0600	**45**	**22,1**	**7,7**	**1,298**	**787**	**800**	**800**	**50**	✓	-

For ordering procedure see page 112 / The weight of radiators does not include water and packaging.

Type height (H) / length (L) [mm]

Size range

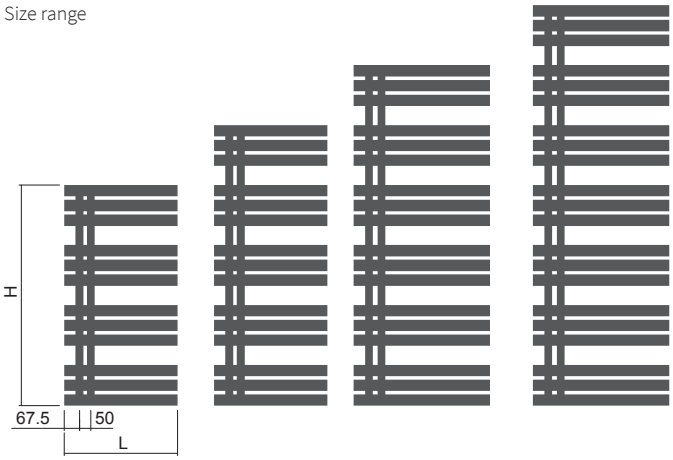

H: 0972
L: 0500, 0600

H: 1236
L: 0500, 0600

H: 1500
L: 0500, 0600

H: 1764
L: 0500, 0600

Right design

Left design

Middle connection (SM)

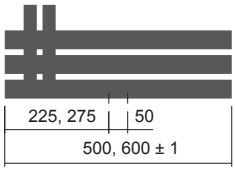

Mounting

Standard connectioní (SK)

Typ	X [mm]	A [mm]
Metal brackets	**58-68**	**90-100**

Middle connection (SM)

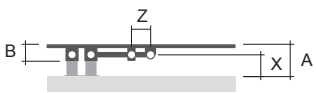

Typ	X [mm]	A [mm]
Metal brackets	**58-68**	**90-100**

Miro with a middle connection - fiery red RAL 3002

Echo
Echo Inox

The Echo Inox radiator is primarily made of brushed stainless steel which beautifully accentuates the polished steel component. The unit provides a stylish complement to bathroom or kitchen taps as well as to sanitary accessories.

Innovations of this popular model include a colour design which stands out especially in metallic colours.

	Echo	Echo Inox
Material	steel profiles 35x35 mm steel profiles 35x15 mm	stainless steel profiles 30×30 mm stainless steel profiles 30×20 mm
Connection threads	4×G1/2"	4×G1/2"
Testing overpressure	0,65 MPa	1,3 MPa
Max. op. overpressure	0,5 MPa	1,0 MPa
Max. operating temperature	110 °C	95 °C
Number of profiles	12, 15, 21	15, 18, 21



1.

2.

3.

1. Echo - Pink coral texture S32 [26] / 2. Echo Inox / 3. Echo - Black velvet matt S40 [51]

Modification options	Echo	Echo Inox
Surface treatment	colour	combination brushed polished stainless steel
Height range [mm]	695-1 735 (increase of 260)	780-1 880 (increase of 220)
Length range [mm]	500, 600	400-600 (increase of 50)
Dimension changes	additional charge 30 %[1)]	additional charge 30 %[1)]
Electric version	YES (additional charge)	YES (additional charge)
Standard connection (SK)	STANDARD	STANDARD
Middle connection (SM)	NO	NO
Side connection (SB)	NO	NO

Accessories

Colour ref. chart page 115
Bath. accessories page 100
Thermostatic packs page 102
Electric regulators page 108

Connection Options - left design

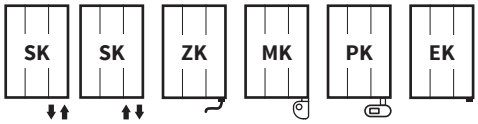

right design

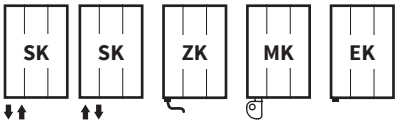

The type of connection must be specified in the order; for more information see page 112, positions 13 and 14./ [1)] to the nearest larger standard dimension

Echo

Height (H) Length (L) [mm]	Depth (B)	Weight	Water capacity	Temperature exponent	Output 75/65/20°C	Power input Z heat. rod, Mini PW, Vision	Power input Solo, Rio, Neo	Connection span (Z)	White colour RAL 9016	Electric
code	[mm]	[kg]	[l]	[-]	[W]	[W]	[W]	[mm]		
DECC 0955 0500	**50**	**10,2**	**4,2**	**1,291**	**388**	**400**	**400**	**50**	✓	✓
DECC 1215 0500	**50**	**12,8**	**5,3**	**1,297**	**471**	**500**	**400**	**50**	✓	✓
DECC 1735 0500	**50**	**18,0**	**7,5**	**1,308**	**635**	**600**	**600**	**50**	✓	✓

Echo Inox

Height (H) Length (L) [mm]	Depth (B)	Weight	Water capacity	Temperature exponent	Output 75/65/20°C	Power input Z heat. rod, Mini PW, Vision	Power input Solo, Rio, Neo	Connection span (Z)	Stainless steel	Electric
code	[mm]	[kg]	[l]	[-]	[W]	[W]	[W]	[mm]		
DXEC 1000 0500	**50**	**12,7**	**4,9**	**1,300**	**464**	**500**	**400**	**50**	✓	✓
DXEC 1220 0500	**50**	**15,5**	**5,5**	**1,300**	**559**	**600**	**600**	**50**	✓	✓
DXEC 1660 0500	**50**	**21,1**	**7,5**	**1,300**	**749**	**700**	**800**	**50**	✓	✓

For ordering procedure see page 112 / The weight of radiators does not include water and packaging.

Type height (H) / length (L) [mm]

Echo

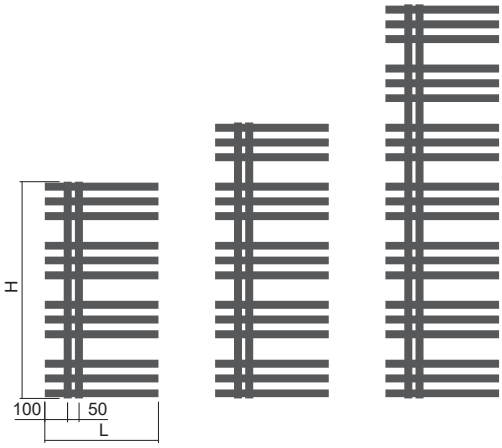

H: 0955
L: 0500

H: 1215
L: 0500

H: 1735
L: 0500

Echo Inox

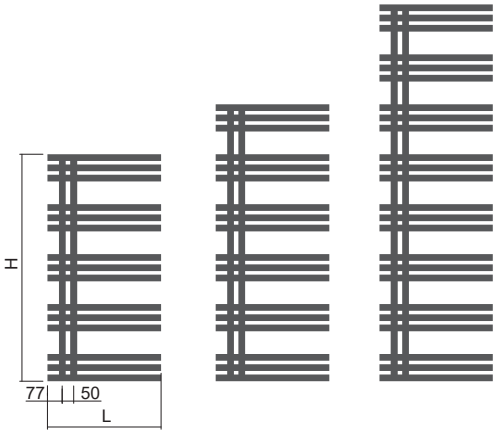

H: 1000
L: 0500

H: 1220
L: 0500

H: 1660
L: 0500

Right design

Left design

Ordering information
Models to be connected to central heating do not require left /right design specification.

With regard to the electric version, the left /right design specification must be noted in the order.

Mounting

Echo

Type	X [mm]	A [mm]
Metal brackets	**57,5-67,5**	**90-100**

Echo Inox

Type	X [mm]	A [mm]
Metal brackets	**60-70**	**95-105**

NEW PRODUCT

Falco

The elegant Falco radiator with uniformly arranged square profiles will jazz up any bathroom. The profiles not only look good but also nicely warm up textiles, such as hand and bath towels. Right and left versions are available to meet your bathroom's individual needs.

Material	steel profiles 30×30 mm / steel profiles 25×25 mm
Connection threads	4×G1/2"
Testing overpressure	0,65 MPa
Max. op. overpressure	0,5 MPa
Max. op. temperature	110 °C
Number of profiles	18, 24, 32

1.

2.

3.

1. Falco electric with reg. Rio chrome - Lava ash S33 [27] / 2. Falco - Champagne S31 [25] / 3. Falco electric with reg. Neo chrome - Dark grey S38 [50]

Modification options

Surface treatment	colour
Height range [mm]	410-1 850 (increase of 80)
Length range [mm]	500, 600
Electric version	YES (additional charge)
Standard connection (SK)	STANDARD
Middle connection (SM)	NO
Side connection (SB)	NO
One-sided into space fixing	NO

Accessories

Colour ref. chart page 115

Thermostatic packs page 102

Electric regulators page 108

Connection Options - left design

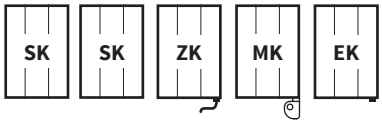

right design

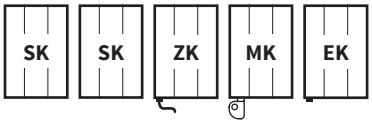

The type of connection must be specified in the order; for more information see page 112, positions 13 and 14

Falco

Height (H) Length (L) [mm]	Depth (B)	Weight	Water capacity	Temperature exponent	Output 75/65/20°C	Power input Z heat. rod, Mini PW, Vision	Power input Solo, Rio, Neo	Connection span (Z)	White colour RAL 9016	Electric
kód	[mm]	[kg]	[l]	[-]	[W]	[W]	[W]	[mm]		
DCOC 0970 0500	**55**	**13,40**	**5,7**	**1,297**	**516**	**500**	**600**	**50**	✓	✓
DCOC 0970 0600	**55**	**15,40**	**6,6**	**1,297**	**597**	**600**	**600**	**50**	✓	✓
DCOC 1290 0500	**55**	**17,90**	**7,6**	**1,297**	**688**	**700**	**600**	**50**	✓	✓
DCOC 1290 0600	**55**	**20,60**	**8,8**	**1,297**	**795**	**800**	**800**	**50**	✓	✓
DCOC 1770 0500	**55**	**23,90**	**10,2**	**1,308**	**921**	**900**	**1000**	**50**	✓	✓
DCOC 1770 0600	**55**	**27,60**	**11,8**	**1,308**	**1064**	**1000**	**1000**	**50**	✓	✓

For ordering procedure see page 112 / The weight of radiators does not include water and packaging.

Type height (H) / length (L) [mm]

right design

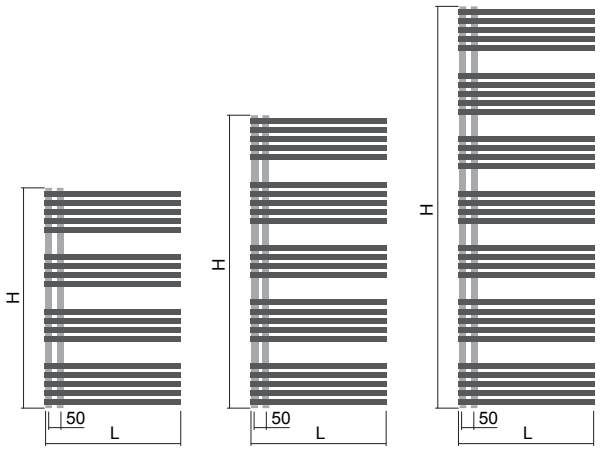

H: 970
L: 0500, 0600

H: 1290
L: 0500, 0600

H: 1770
L: 0500, 0600

left design

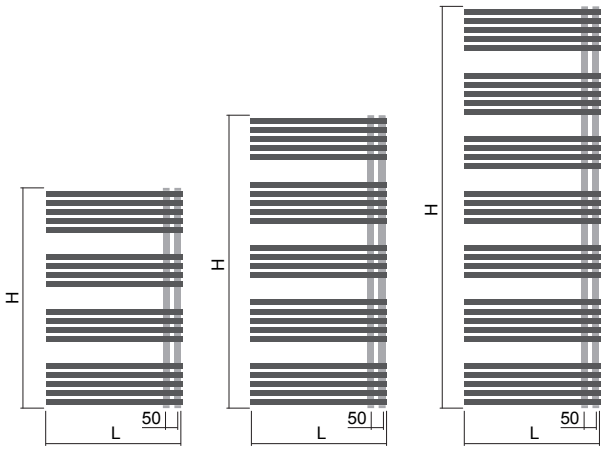

H: 970
L: 0500, 0600

H: 1290
L: 0500, 0600

H: 1770
L: 0500, 0600

Mounting

Type	X [mm]	A [mm]
Metal brackets	**55-65**	**95-105**

Falco - Lava ash S33 [27]

NEW PRODUCT

Space

The new spatial model stands out for its simple elegance and distinctive rounded profiles. It divides the interior space stylishly, while highlighting the originality of your interior design.

Material	steel profiles 30x30 mm / steel pipes Ø 18 mm
Connection threads	4×G1/2"
Testing overpressure	1,3 MPa
Max. op. overpressure	1,0 MPa
Max. op. temperature	95 °C
Number of pipes	10, 16, 22

1.

2.

3.

1. Space - Black velvet S40 [51] / 2. Space electric with reg. Rio chrome - Pigeon blue RAL 5014 [07] / 3. Space - Black velvet S40 [51]

Modification options

Surface treatment	colour
Height range [mm]	NO
Length range [mm]	NO
Electric version	YES (additional charge)
Standard connection (SK)	STANDARD
Middle connection (SM)	NO
Side connection (SB)	NO
One-sided into space fixing (additional charge)	YES

Accessories

Colour ref. chart page 115

Thermostatic packs page 102

Electric regulators page 108

Connection Options

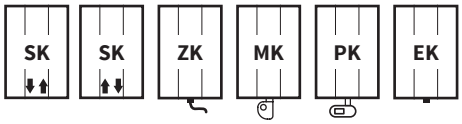

The type of connection must be specified in the order; for more information see page 112, positions 13 and 14

Space

Height (H) Length (L) [mm]	Depth (B)	Weight	Water capacity	Temperature exponent	Output 75/65/20°C	Power input Z heat. rod, Mini PW, Vision	Power input Solo, Rio, Neo	Connection span (Z)	White colour RAL 9016	Electric
code	[mm]	[kg]	[l]	[-]	[W]	[W]	[W]	[mm]		
DKOS 0820 0515	**80**	**9,3**	**3,0**	**1,225**	**482**	**500**	**400**	**50**	✓	✓
DKOS 1275 0515	**80**	**14,3**	**4,7**	**1,225**	**765**	**800**	**800**	**50**	✓	✓
DKOS 1795 0515	**80**	**19,4**	**6,5**	**1,225**	**1041**	**1000**	**1000**	**50**	✓	✓

For ordering procedure see page 112 / The weight of radiators does not include water and packaging.

Type height (H) / length (L) [mm]

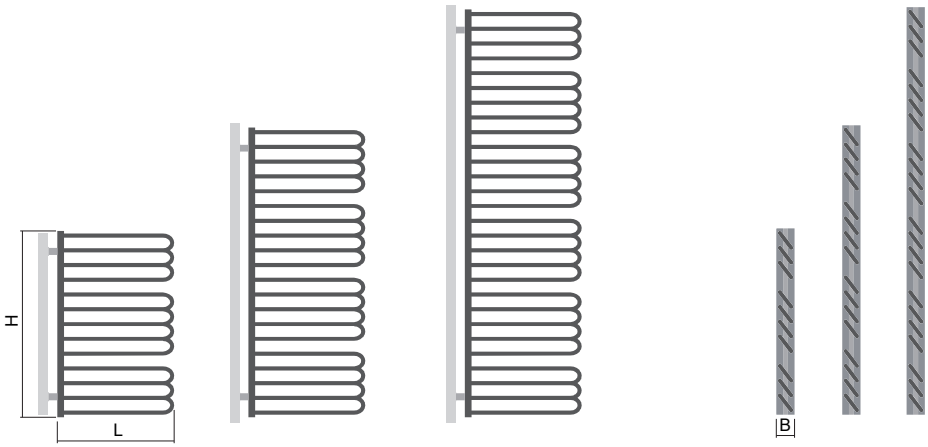

H: 820
L: 0515

H: 1275
L: 0515

H: 1795
L: 0515

Mounting

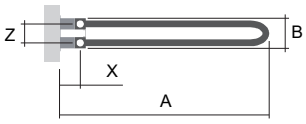

Type	X [mm]	A [mm]
Metal brackets	**55-65**	**555-565**

NEW PRODUCT

Mapia Sky
Mapia Sky Plus

The combination of wide, evenly spaced sections provides a stylish heat source for the bathroom. The uniqueness of the design is further accentuated by the frame structure of the Mapia Sky Plus.

	Mapia Sky	Mapia Sky Plus
Material	steel profiles D35×41 mm / steel profiles 50×10 mm	steel profiles D35×41 mm / steel profiles 50×10 mm
Connection threads	4×G1/2"	4×G1/2"
Testing overpressure	0,65 MPa	0,65 MPa
Max. op. overpressure	0,5MPa	0,5MPa
Max. op. temperature	110 °C	95 °C
Number of profiles	9, 15, 21	12, 18

1. Mapia Sky

2. Mapia Sky Plus

3.

1. Mapia Sky - Claret violet matt RAL4004 [K4] / 2. Mapia Sky Plus with a middle connection - Black velvet S40 [51] / 3. Mapia Sky electric with Z heating rod - Black velvet S40 [51]

Modification options	Mapia Sky	Mapia Sky Plus
Surface treatment	colour	colour
Height range [mm]	465-1 765 (increase of 65)	NO
Length range [mm]	300-1 000 (increase of 10)	500, 600
Dimension changes	additional charge of 30 %[1)]	additional charge of 30 %[1)]
Electric version	YES (additional charge)	YES (additional charge)
Standard connection (SK)	STANDARD	NO
Middle connection (SM)	NO	NO
Universal connection (SU)	NO	STANDARD
Side connection (SB)	YES (additional charge)	YES (additional charge)
One-sided into space fixing	NO	NO

Accessories

Colour ref. chart page 115

Thermostatic packs page 102

Electric regulators page 108

Connection Options Mapia Sky

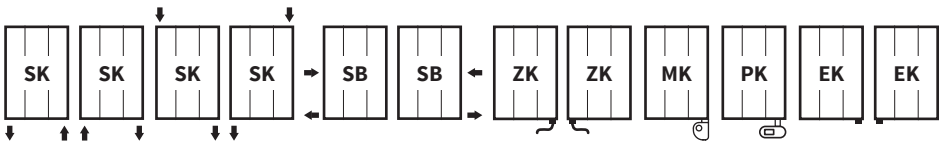

The type of connection must be specified in the order; for more information see page 112, positions 13 and 14. [1)] to the nearest larger standard dimension

Mapia Sky

Height (H) Length (L) [mm]	Depth (B)	Weight	Water capacity	Temperature exponent	Output 75/65/20°C	Power input Z heat. rod, Mini PW, Vision	Power input Solo, Rio, Neo	Connection span (Z)	White colour RAL 9016	Electric
code	[mm]	[kg]	[l]	[-]	[W]	[W]	[W]	[mm]		
DMAS 0725 0500	**35**	**7,5**	**2,8**	**1,273**	**333**	**300**	**400**	**459**	✓	✓
DMAS 0725 0600	**35**	**8,7**	**3,1**	**1,273**	**389**	**400**	**400**	**559**	✓	✓
DMAS 1245 0500	**35**	**12,5**	**4,8**	**1,270**	**545**	**500**	**600**	**459**	✓	✓
DMAS 1245 0600	**35**	**14,6**	**5,3**	**1,270**	**636**	**600**	**600**	**559**	✓	✓
DMAS 1765 0500	**35**	**17,6**	**6,8**	**1,267**	**750**	**700**	**800**	**459**	✓	✓
DMAS 1765 0600	**35**	**20,5**	**7,5**	**1,267**	**875**	**900**	**800**	**559**	✓	✓

Mapia Sky Plus

Height (H) Length (L) [mm]	Depth (B)	Weight	Water capacity	Temperature exponent	Output 75/65/20°C	Power input Z heat. rod, Mini PW, Vision	Power input Solo, Rio, Neo	Connection span (Z)	White colour RAL 9016	Electric
code	[mm]	[kg]	[l]	[-]	[W]	[W]	[W]	[mm]		
DMSP 1200 0600	**35**	**14,2**	**6,0**	**1,303**	**624**	**600**	**600**	**50/559**	✓	✓
DMSP 1720 0600	**35**	**20,1**	**8,2**	**1,262**	**833**	**800**	**800**	**50/559**	✓	✓

For ordering procedure see page 112 / The weight of radiators does not include water and packaging.

Type height (H) / length (L) [mm]

Mapia Sky

H: 725
L: 0500-0600

H: 1245
L: 0500-0600

H: 1765
L: 0500-0600

Mapia Sky Plus

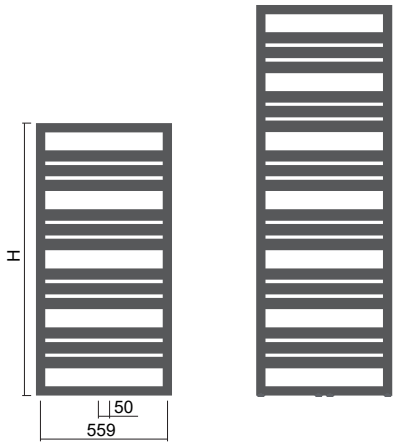

H: 1200
L: 0600

H: 1720
L: 0600

Mounting

Mapia Sky

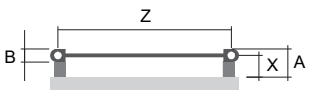

Type	X [mm]	A [mm]
Metal brackets	**57,5-67,5**	**75-85**

Mapia Sky Plus

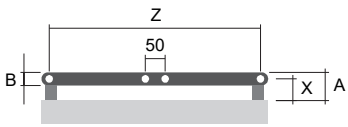

Type	X [mm]	A [mm]
Metal brackets	**57,5-67,5**	**75-85**

Connection Options Mapia Sky Plus

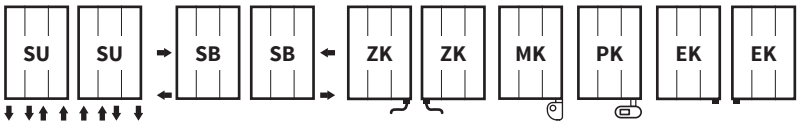

Atria

The width of the horizontal profiles lends Atria units a clear, original appearance. Each radiator will become a striking design feature, especially in colour variations with a structured surface such as lava ash, cinnamon or sapphire .

Material	steel profiles 30×30 mm steel profiles horizontally 70×11 mm
Connection threads	4×G1/2"
Testing overpressure	0,65 MPa
Max. op. overpressure	0,5 MPa
Max. operating temperature	110 °C
Number of profiles	8, 11, 16

1.

2.

1. Atria - Sandstone texture S13 [72] / 2. Atria - Black velvet matt S40 [51]

Modification options

	Atria
Surface treatment	colour
Height range [mm]	640-2 000 (increase of 80)
Length range [mm]	420-1 000 (increase of 10)
Dimension changes	additional charge of 30 %[1)]
Electric version	YES (additional charge)
Standard connection (SK)	STANDARD
Middle connection (SM)	YES (additional charge)
Side connection (SB)	NO
One-sided into space fixing	NO

Accessories

Colour ref. chart page 115
Bath. accessories page 100
Thermostatic packs page 102
Electric regulators page 108

Connection Options

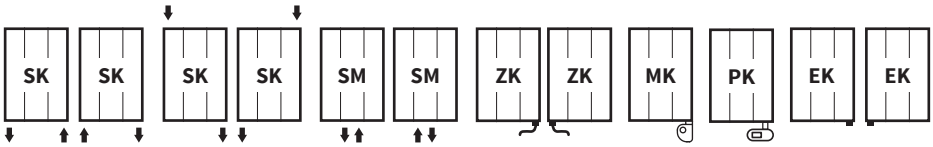

The type of connection must be specified in the order; for more information see page 112, positions 13 and 14./ [1)] to the nearest larger standard dimension

Atria

Height (H) Length (L) [mm]	Depth (B)	Weight	Water capacity	Temperature exponent	Output 75/65/20°C	Power input Z heat. rod, Mini PW, Vision	Power input Solo, Rio, Neo	Connection span (Z)	White colour RAL 9016	Electric
code	[mm]	[kg]	[l]	[-]	[W]	[W]	[W]	[mm]		
DLAV 0800 0550	**41**	**10,7**	**3,4**	**1,220**	**408**	**400**	**400**	**512**	✓	✓
DLAV 1120 0550	**41**	**14,8**	**4,8**	**1,238**	**569**	**600**	**600**	**512**	✓	✓
DLAV 1520 0550	**41**	**21,1**	**6,8**	**1,230**	**761**	**800**	**800**	**512**	✓	✓

For ordering procedure see page 112 / The weight of radiators does not include water and packaging.

Type height (H) / length (L) [mm]

H: 0800
L: 0550

H: 1120
L: 0550

H: 1520
L: 0550

Mounting

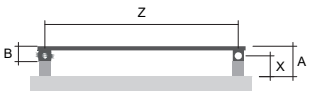

Type	X [mm]	A [mm]
Metal brackets	**55-65**	**81-91**

Atria - Anthracite metallic S02 [61] with magnetic hooks

Bathroom accessories without drilling or sticking - magnetic hooks provide a flexible solution for bath fabric heating. See page 100 for additional bathroom accessories.

NEW PRODUCT

Club Sky

The Club Sky radiator has an airy and modern feel to it. The even arrangement of its square sections provides a sophisticated and timeless look. It is equally suitable for bathrooms and entrance halls.

Material	steel profiles 30×30 mm / steel profiles 30×30 mm
Connection threads	4×G1/2"
Testing overpressure	1,3 MPa
Max. op. overpressure	1,0 MPa
Max. op. temperature	110 °C
Number of profiles	19, 23, 27

1.

2.

1. Club Sky - Ivory S08 [67] / 2. Club Sky electric with reg. Neo chrome - Pastel blue matt RAL 5024MAT [K6]

Modification options

Surface treatment	colour
Height range [mm]	606-1 998 (increase po 48)
Length range [mm]	400-1 000 (increase of 10)
Dimension changes	additional charge of 30 %[1)]
Electric version	YES (additional charge)
Standard connection (SK)	STANDARD
Middle connection (SM)	YES (additional charge)
Side connection (SB)	NO
One-sided into space fixing	NO

Accessories

Colour ref. chart page 115

Thermostatic packs page 102

Electric regulators page 108

Connection Options

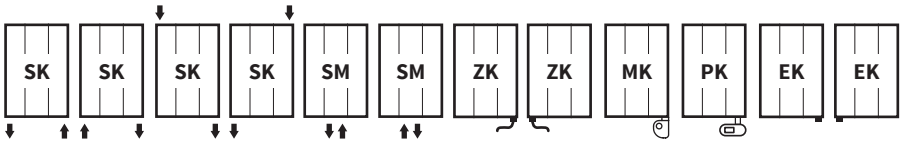

The type of connection must be specified in the order; for more information see page 112, positions 13 and 14. / [1)] to the nearest larger standard dimension

Club Sky

Height (H) Length (L) [mm]	Depth (B)	Weight	Water capacity	Temperature exponent	Output 75/65/20°C	Power input Z heat. rod, Mini PW, Vision	Power input Solo, Rio, Neo	Connection span (Z)	White colour RAL 9016	Electric
code	[mm]	[kg]	[l]	[-]	[W]	[W]	[W]	[mm]		
DCLS 1182 0600	**60**	**19,8**	**10,0**	**1,244**	**666**	**700**	**600**	**562**	✓	✓
DCLS 1470 0600	**60**	**24,0**	**12,1**	**1,244**	**810**	**800**	**800**	**562**	✓	✓
DCLS 1758 0600	**60**	**28,2**	**14,3**	**1,247**	**945**	**900**	**1000**	**562**	✓	✓

For ordering procedure see page 112 / The weight of radiators does not include water and packaging.

Type height (H) / length (L) [mm]



H: 1182
L: 0600

H: 1470
L: 0600

H: 1758
L: 0600

Mounting

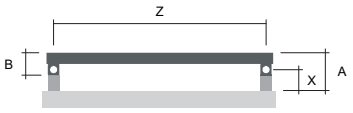

Type	X [mm]	A [mm]
Metal brackets	**55-65**	**100-110**

NEW PRODUCT

Quadrat Sky
Quadrat Sky Plus

The square shape of this unit is very attractive, while its design is suitable for any bathroom. The Quadrat Sky Plus option comes with an enclosed frame that will give the bathroom an original look.

	Quadrat Sky	Quadrat Sky Plus
Material	steel profiles 40×40 mm / steel profiles 25×25 mm	steel profiles 40×40 mm / steel profiles 25×25 mm
Connection threads	4×G1/2"	4×G1/2"
Testing overpressure	0,65 MPa	0,65 MPa
Max. op. overpressure	0,5MPa	0,5MPa
Max. op. temperature	110 °C	95 °C
Number of profiles	19, 22, 25	16, 24

1. Quadrat Sky

2. Quadrat Sky Plus

3.

1. Quadrat Sky - Pastel green mat RAL 6019 [K7] / 2. Quadrat Sky Plus - Snow/traffic white RAL 9016 [01] / 3. Quadrat Sky Plus electric with reg. Neo chrome - Window grey matt RAL 7040 MAT [K3]

Modification options	Quadrat Sky	Quadrat Sky Plus
Surface treatment	colour	colour
Height range [mm]	305-1 955 (increase of 50)	NO
Length range [mm]	300-1 000 (increase of 10)	500, 600
Dimension changes	additional charge of 30 %[1)]	additional charge of 30 %[1)]
Electric version	YES (additional charge)	YES (additional charge)
Standard connection (SK)	STANDARD	NO
Middle connection (SM)	YES (additional charge)	NO
Universal connection (SU)	NO	STANDARD
Side connection (SB)	YES (additional charge)	YES (additional charge)

Accessories

Colour ref. chart page 115
Thermostatic packs page 102
Electric regulators page 108

Connection Options Quadrat Sky

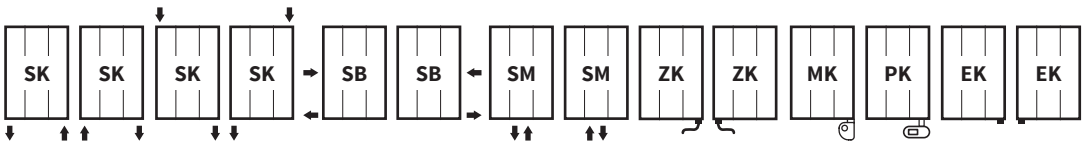

The type of connection must be specified in the order; for more information see page 112, positions 13 and 14./ [1)] to the nearest larger standard dimension

Quadrat Sky

Height (H) Length (L) [mm]	Depth (B)	Weight	Water capacity	Temperature exponent	Output 75/65/20°C	Power input Z heat. rod, Mini PW, Vision	Power input Solo, Rio, Neo	Connection span (Z)	White colour RAL 9016	Electric
code	[mm]	[kg]	[l]	[-]	[W]	[W]	[W]	[mm]		
DQUS 1255 0500	**40**	**12,2**	**7,5**	**1,269**	**487**	**500**	**400**	**460**	✓	✓
DQUS 1255 0600	**40**	**14,0**	**8,5**	**1,269**	**566**	**600**	**600**	**560**	✓	✓
DQUS 1505 0500	**40**	**14,3**	**8,8**	**1,270**	**656**	**700**	**600**	**460**	✓	✓
DQUS 1505 0600	**40**	**16,3**	**10,0**	**1,270**	**761**	**800**	**800**	**560**	✓	✓
DQUS 1755 0500	**40**	**16,3**	**10,2**	**1,272**	**728**	**700**	**800**	**460**	✓	✓
DQUS 1755 0600	**40**	**18,6**	**11,4**	**1,272**	**844**	**800**	**800**	**560**	✓	✓

Quadrat Sky Plus

Height (H) Length (L) [mm]	Depth (B)	Weight	Water capacity	Temperature exponent	Output 75/65/20°C	Power input Z heat. rod, Mini PW, Vision	Power input Solo, Rio, Neo	Connection span (Z)	White colour RAL 9016	Electric
code	[mm]	[kg]	[l]	[-]	[W]	[W]	[W]	[mm]		
DQSP 1245 0600	**40**	**15,2**	**9,7**	**1,271**	**699**	**700**	**600**	**50/560**	✓	✓
DQSP 1745 0600	**40**	**20,8**	**13,2**	**1,254**	**965**	**1000**	**1000**	**50/560**	✓	✓

For ordering procedure see page 112 / The weight of radiators does not include water and packaging.

Type height (H) / length (L) [mm]

Quadrat Sky

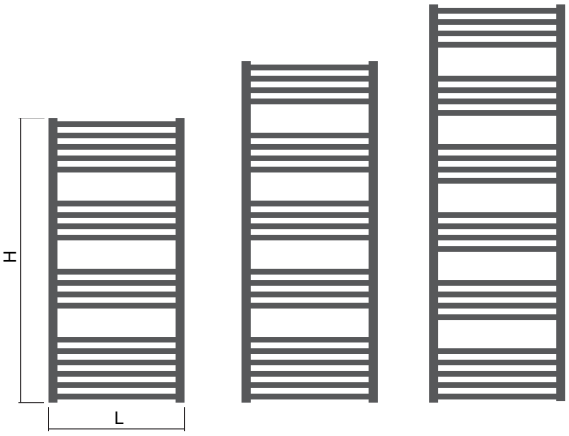

H: 1255
L: 0500, 0600

H: 1505
L: 0500, 0600

H: 1755
L: 0500, 0600

Quadrat Sky Plus

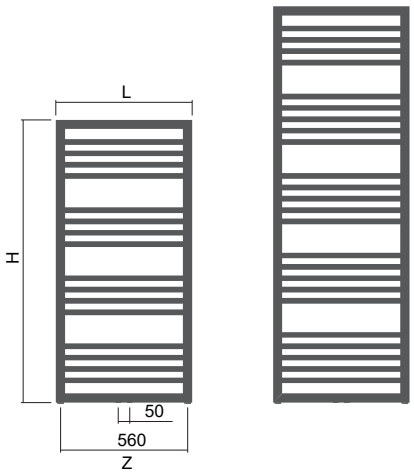

H: 1245
L: 0600

H: 1745
L: 0600

Mounting

Quadrat Sky

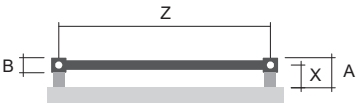

Type	X [mm]	A [mm]
Metal brackets	**60-70**	**80-90**

Quadrat Sky Plus

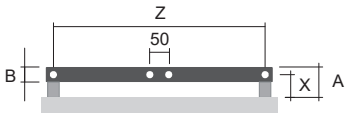

Type	X [mm]	A [mm]
Metal brackets	**60-70**	**80-90**

Connection Options Quadrat Sky Plus

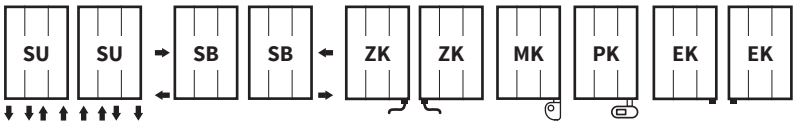

Quadrat Inox
Quadrat Chrom

The delicate 20×20 mm stainless steel profiles of Quadrat Inox heating units represent contemporary style in bathroom radiators. They especially stand out when mounted on surfaces imitating natural stone. The more robust and shiny Quadrat Chrom bathroom units feature 40x40 mm steel flow pipes.

	Quadrat Inox	Quadrat Chrom
Material	stainless steel profiles 30×30 mm stainless steel profiles 20×20 mm	steel profiles 40×40 mm steel profiles 25×25 mm
Connection threads	4×G1/2"	4×G1/2"
Testing overpressure	1,3 MPa	0,65 MPa
Max. op. overpressure	1,0 MPa	0,5 MPa
Max. operating temperature	95 °C	110 °C
Number of profiles	12, 21, 24, 29	21, 24, 29

1.

2.

3.

1. Quadrat Inox / 2. Quadrat Chrom / 3. Quadrat Inox

Modification options

	Quadrat Inox	Quadrat Chrom
Surface treatment	brushed stainless steel	chrome
Height range [mm]	605-1 755 (increase of 50)	305-1 755 (increase of 50)
Length range [mm]	300-750 (increase of 10)	300-600 (increase of 10)
Dimension changes	additional charge 30 %[1)]	additional charge 30 %[1)]
Electric version	YES (additional charge)	YES (additional charge)
Standard connection (SK)	STANDARD	STANDARD
Middle connection (SM)	YES (additional charge)	YES (additional charge)
Side connection (SB)	YES (additional charge)	YES (additional charge)
One-sided into space fixing	NO	NO

Accessories

Thermostatic packs page 102

Electric regulators page 108

Connection Options Quadrat Inox / Quadrat Chrom

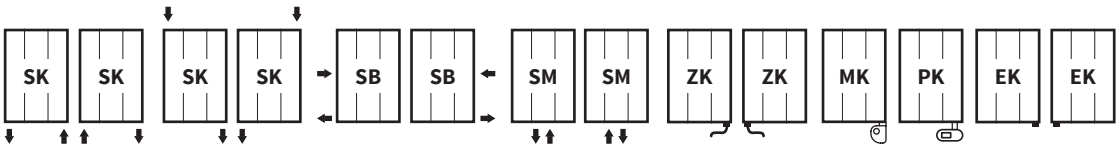

The type of connection specified at the selection of the order, for 112 profiles 13 and 14, see page 112, prosi větší 13 a 14 / for the remaining larger standard dimension

Quadrat Inox

Height (H) Length (L) [mm]	Depth (B)	Weight	Water capacity	Temperature exponent	Output 75/65/20°C	Power input Z heat. rod, Mini PW, Vision	Power input Solo, Rio, Neo	Connection span (Z)	Stainless steel	Electric
code	[mm]	[kg]	[l]	[-]	[W]	[W]	[W]	[mm]		
DXQU 0805 0600	**30**	**10,2**	**2,9**	**1,300**	**288**	**300**	**200**	**570**	✓	✓
DXQU 1255 0600	**30**	**15,4**	**4,5**	**1,300**	**436**	**400**	**400**	**570**	✓	✓
DXQU 1505 0600	**30**	**15,5**	**5,9**	**1,300**	**505**	**500**	**600**	**570**	✓	✓
DXQU 1755 0600	**30**	**23,3**	**6,2**	**1,300**	**604**	**600**	**600**	**570**	✓	✓

Quadrat Chrom

Height (H) Length (L) [mm]	Depth (B)	Weight	Water capacity	Temperature exponent	Output 75/65/20°C	Power input Z heat. rod, Mini PW, Vision	Power input Solo, Rio, Neo	Connection span (Z)	Chrome	Electric
code	[mm]	[kg]	[l]	[-]	[W]	[W]	[W]	[mm]		
DQUA 1255 0500	**40**	**15,0**	**7,7**	**1,319**	**366**	**400**	**400**	**460**	✓	✓
DQUA 1255 0600	**40**	**17,3**	**8,7**	**1,319**	**425**	**400**	**400**	**560**	✓	✓
DQUA 1505 0500	**40**	**15,1**	**9,3**	**1,321**	**436**	**400**	**400**	**460**	✓	✓
DQUA 1505 0600	**40**	**17,3**	**1,05**	**1,321**	**507**	**500**	**600**	**560**	✓	✓
DQUA 1755 0500	**40**	**20,5**	**10,7**	**1,322**	**506**	**500**	**600**	**460**	✓	✓
DQUA 1755 0600	**40**	**23,7**	**12,1**	**1,322**	**588**	**600**	**600**	**560**	✓	✓

For ordering procedure see page 112 / The weight of radiators does not include water and packaging.

Type height (H) / length (L) [mm]

Quadrat Inox

H: 0805
L: 0600

H: 1255
L: 0600

H: 1505
L: 0600

H: 1755
L: 0600

Quadrat Chrom

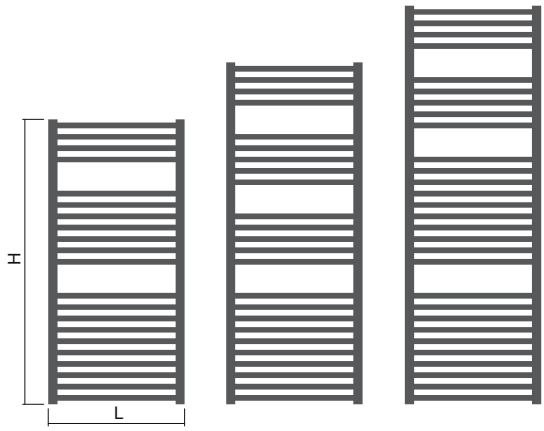

H: 1255
L: 0500-0600

H: 1505
L: 0500-0600

H: 1755
L: 0500-0600

Mounting

Quadrat Inox

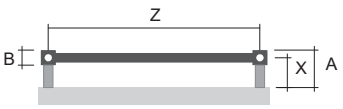

Type	X [mm]	A [mm]
Metal brackets	**74-84**	**89-99**

Quadrat Chrom

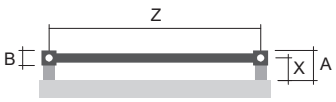

Type	X [mm]	A [mm]
Metal brackets	**60-70**	**80-90**

Gradda Inox

Its geometrically refined lines and high-quality brushed stainless steel design have predestined the Gradda Inox radiator for truly universal use in bathrooms, kitchens, bedrooms and other smaller spaces.

Material	stainless steel profiles 30×30 mm
Connection threads	4 x G1/2"
Testing overpressure	1,3 MPa
Max. op. overpressure	1,0 MPa
Max. operating temperature	95 °C
Number of profiles	10, 12

1.

1.

1. Gradda Inox

Modification options

	Gradda Inox
Surface treatment	brushed stainless steel
Height range [mm]	NO
Length range [mm]	400-600 (increase of 50)
Dimension changes	additional charge 30 %[1)]
Electric version	YES (additional charge)
Standard connection (SK)	STANDARD
Middle connection (SM)	NO
Side connection (SB)	NO
One-sided into space fixing	NO

Accessories

Thermostatic packs page 102

Electric regulators page 108

Connection Options

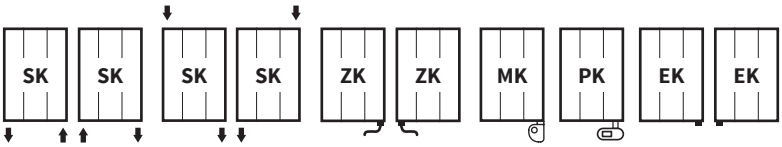

The type of connection must be specified in the order; for more information see page 112, positions 13 and 14. [1)] to the nearest larger standard dimension

Gradda Inox

Height (H) Length (L) [mm]	Depth (B)	Weight	Water capacity	Temperature exponent	Output 75/65/20°C	Power input Z heat. rod, Mini PW, Vision	Power input Solo, Rio, Neo	Connection span (Z)	Stainless steel	Electric
code	[mm]	[kg]	[l]	[-]	[W]	[W]	[W]	[mm]		
DXGR 1520 0500	**30**	**10,3**	**5,4**	**1,300**	**356**	**400**	**400**	**470**	✓	✓
DXGR 1840 0500	**30**	**11,2**	**5,6**	**1,300**	**429**	**400**	**400**	**470**	✓	✓

For ordering procedure see page 112 / The weight of radiators does not include water and packaging.

Type height (H) / length (L) [mm]

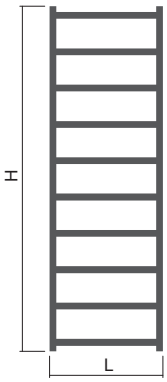

H: 1520
L: 0500

H: 1840
L: 0500

Mounting

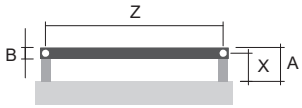

Type	X [mm]	A [mm]
Metal brackets	**74-84**	**89-99**

Gradda Inox

Aura
Aura Chrom

The charm of simplicity, coupled with elegance, designed for lovers of the classics. The unit's symmetrical lines will introduce an original style to any kitchen or bathroom.

Material	steel pipes Ø 35 mm steel pipes Ø 18 mm
Connection threads	4xG1/2"
Testing overpressure	1,3 MPa
Max. op. overpressure	1,0 MPa
Max. op. temperature	110 °C
Number of pipes	10, 12, 14, 16

1.

2.

3.

1. Aura with a middle connection - Anthracite metallic S02 [61] / 2. Aura Chrom / 3. Aura - Black velvet matt S40 [51]

Modification options	Aura	Aura Chrom
Surface treatment	colour	chrome
Height range [mm]	420-1 860 (increase of 120)	420-1740 (increase of 120)
Length range [mm]	300-600 (increase of 100)	300-600 (increase of 100)
Dimension changes	additional charge 30 %[1)]	additional charge 30 %[1)]
Electric version	YES (additional charge)	YES (additional charge)
Standard connection (SK)	STANDARD	STANDARD
Middle connection (SM)	YES (additional charge)	YES (additional charge)
Side connection (SB)	NO	NO
One-sided into space fixing	YES (additional charge)	YES (additional charge)

Accessories

Colour ref. chart page 115
Thermostatic packs page 102
Electric regulators page 108

Connection Options

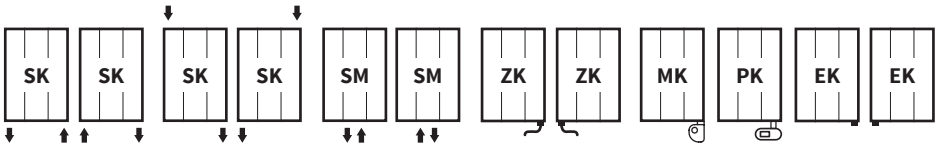

The type of connection must be specified in the order; for more information see page 112, positions 13 and 14./ [1)] to the nearest larger standard dimension

Aura

Height (H) Length (L) [mm]	Depth (B)	Weight	Water capacity	Temperature exponent	Output 75/65/20°C	Power input Z heat. rod, Mini PW, Vision	Power input Solo, Rio, Neo	Connection span (Z)	White colour RAL 9016	Electric
kód	[mm]	[kg]	[l]	[-]	[W]	[W]	[W]	[mm]		
DDIN 1140 0300	**35**	**4,1**	**2,3**	**1,243**	**284**	**300**	**200**	**265**	✓	✓
DDIN 1380 0400	**35**	**5,5**	**3,0**	**1,242**	**337**	**300**	**400**	**365**	✓	✓
DDIN 1620 0500	**35**	**7,0**	**3,5**	**1,241**	**453**	**400**	**400**	**465**	✓	✓
DDIN 1860 0500	**35**	**9,3**	**4,1**	**1,239**	**522**	**500**	**600**	**465**	✓	✓

Aura Chrom

Height (H) Length (L) [mm]	Depth (B)	Weight	Water capacity	Temperature exponent	Output 75/65/20°C	Power input Z heat. rod, Mini PW, Vision	Power input Solo, Rio, Neo	Connection span (Z)	Chrom	Electric
kód	[mm]	[kg]	[l]	[-]	[W]	[W]	[W]	[mm]		
DDIN 1140 0300	**35**	**4,1**	**2,3**	**1,243**	**199**	**200**	**200**	**265**	✓	✓
DDIN 1380 0400	**35**	**5,5**	**3,0**	**1,242**	**236**	**200**	**200**	**365**	✓	✓
DDIN 1620 0500	**35**	**7,0**	**3,5**	**1,241**	**317**	**300**	**400**	**465**	✓	-

For ordering procedure see page 112 / The weight of radiators does not include water and packaging.

Type height (H) / length (L) [mm]

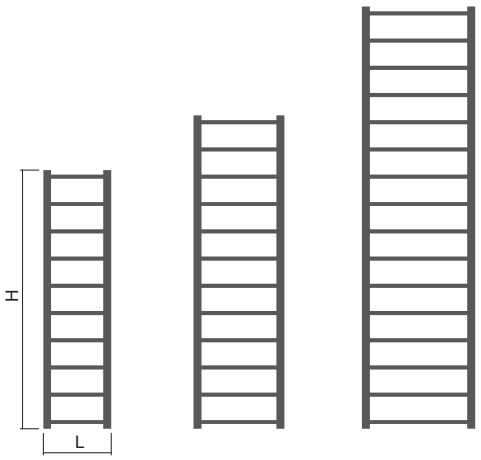

H: 1140
L: 0300

H: 1380
L: 0400

H: 1860
L: 0500

Height 1860/500 not available in chrome

Mounting

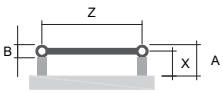

Type	X [mm]	A [mm]
Metal brackets	**57,5-67,5**	**75-85**

Aura - Black velvet matt S40 [51] - middle connection

Silla Inox
Silla Radius Inox

Made of high-quality brushed stainless steel, this classic bathroom radiator will captivate you with its simple yet sophisticated design. It is characterized by Ø 40 mm vertical flow pipes and is a perfect fit for any modern bathroom.

Material	stainless steel pipes Ø 40 mm stainless steel pipes Ø 22 mm
Connection threads	4×G1/2"
Testing overpressure	1,3 MPa
Max. op. overpressure	1,0 MPa
Max. operating temperature	95 °C
Number of pipes	14, 22, 29, 33

1.

2.

3.

1. Silla Inox / 2. Silla Radius Inox /3. Silla Radius Inox

Modification options	Silla Inox	Silla Radius Inox
Surface treatment	brushed stainless steel	brushed stainless steel
Height range [mm]	640-1 765 (increase of 45)	640-1 765 (increase of 45)
Length range [mm]	300-750 (increase of 10)	500, 600
Dimension changes	additional charge 30 %[1)]	additional charge 30 %[1)]
Electric version	YES (additional charge)	YES (additional charge)
Standard connection (SK)	STANDARD	STANDARD
Middle connection (SM)	YES (additional charge)	YES (additional charge)
Side connection (SB)	NO	NO
One-sided into space fixing	NO	NO

Accessories

Thermostatic packs page 102

Electric regulators page 108

Connection Options

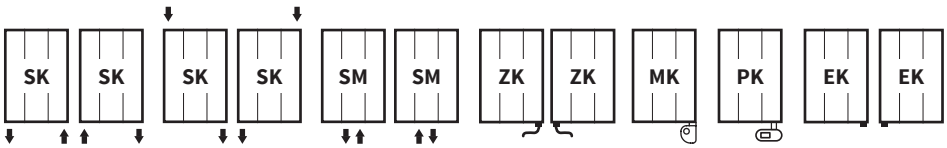

The type of connection must be specified in the order; for more information see page 112, positions 13 and 14./ [1)] to the nearest larger standard dimension

Silla Inox

Height (H) Length (L) [mm]	Depth (B)	Weight	Water capacity	Temperature exponent	Output 75/65/20°C	Power input Z heat. rod, Mini PW, Vision	Power input Solo, Rio, Neo	Connection span (Z)	Stainless steel	Electric
code	[mm]	[kg]	[l]	[-]	[W]	[W]	[W]	[mm]		
DXSI 0820 0600	**40**	**8,3**	**4,1**	**1,300**	**322**	**400**	**400**	**560**	✓	✓
DXSI 1180 0600	**40**	**9,9**	**6,4**	**1,300**	**432**	**400**	**400**	**560**	✓	✓
DXSI 1495 0600	**40**	**11,8**	**7,6**	**1,288**	**545**	**500**	**600**	**560**	✓	✓
DXSI 1765 0600	**40**	**14,7**	**9,6**	**1,290**	**647**	**600**	**600**	**560**	✓	✓

Silla Radius Inox

Height (H) Length (L) [mm]	Depth (B)	Weight	Water capacity	Temperature exponent	Output 75/65/20°C	Power input Z heat. rod, Mini PW, Vision	Power input Solo, Rio, Neo	Connection span (Z)	Stainless steel	Electric
code	[mm]	[kg]	[l]	[-]	[W]	[W]	[W]	[mm]		
DXSR 0820 0600	**94**	**8,4**	**4,1**	**1,300**	**284**	**300**	**200**	**560**	✓	✓
DXSR 1180 0600	**94**	**10,0**	**6,5**	**1,300**	**432**	**400**	**400**	**560**	✓	✓
DXSR 1765 0600	**94**	**14,9**	**9,7**	**1,280**	**647**	**600**	**600**	**560**	✓	✓

For ordering procedure see page 112 / The weight of radiators does not include water and packaging.

Type height (H) / length (L) [mm]

Silla Inox/ Silla Radius Inox

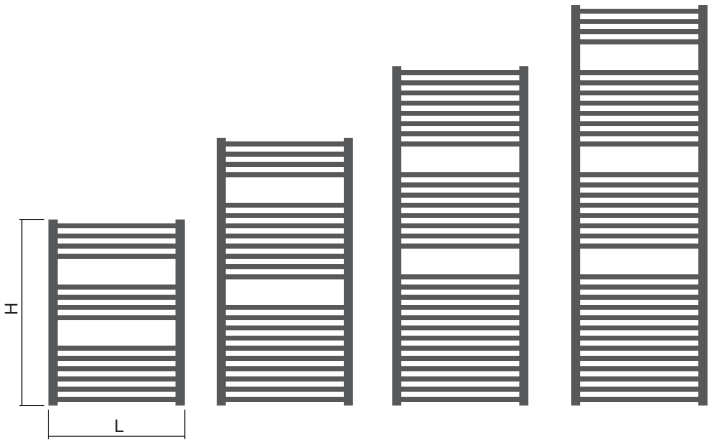

H: 0820
L: 0600

H: 1180
L: 0600

H: 1495
L: 0600

H: 1765
L: 0600

The Silla Radius Inox model is not available in the height of 1495 mm.

Mounting

Silla Inox

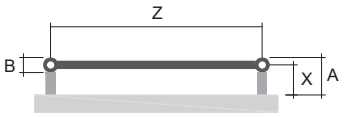

Type	X [mm]	A [mm]
Metal brackets	**79-89**	**99-109**

Silla Radius Inox

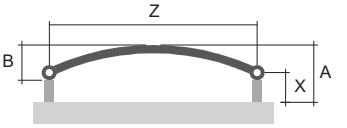

Type	X [mm]	A [mm]
Metal brackets	**79-89**	**155-165**

Silla Radius Inox

Ikaria / Ikaria Radius / Ikaria Double

Clean, round lines of two types of heating pipes are arranged into single-row, double-row and semicircular configurations. An ideal combination of elegance and functionality

Material	steel pipes Ø 28 mm steel pipes Ø 22 mm
Connection threads	4×G1/2"
Testing overpressure	1,3 MPa
Max. op. overpressure	1,0 MPa
Max. operating temperature	110 °C
Number of pipes Ikaria, Ikaria Radius	14, 24, 36
Number of pipes Ikaria Double	28, 48, 72

1. 2. 3.

4.

1. Ikaria - Snow/traffic white RAL 9016 [01] / 2. Ikaria Radius - Antique gold metallic S36 [48] / 3. Ikaria Double - Ivory/cream RAL 9001 [04] / 4. Ikaria electric with reg. Rio white - Snow/traffic white RAL 9016 [01]

Modification options	Ikaria	Ikaria Radius	Ikaria Double
Surface treatment	colour	colour	colour
Height range [mm]	332-1 972 (increase of 40)	332-1 972 (increase of 40)	332-1 972 (increase of 40)
Length range [mm]	400-1 000 (increase of 10)	500, 600	400-1 000 (increase of 10)
Dimension changes	additional charge 30 %[1)]	additional charge 30 %[1)]	additional charge 30 %[1)]
Electric version	YES (additional charge)	YES (additional charge)	YES (additional charge)
Standard connection (SK)	STANDARD	STANDARD	STANDARD
Middle connection (SM)	YES (additional charge)	YES (additional charge)	YES (additional charge)
Side connection (SB)	NO	NO	NO
One-sided into space fixing	YES (additional charge)	NO	YES (additional charge)

Accessories

Colour ref. chart page 115
Thermostatic packs page 102
Electric regulators page 108

Connection Options

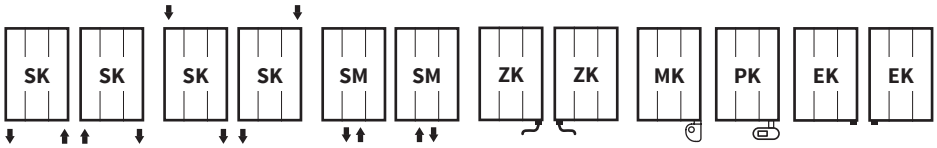

The type of connection must be specified in the order; for more information see page 112, positions 13 and 14./ [1)] to the nearest larger standard dimension

Ikaria

Height (H) Length (L) [mm]	Depth (B)	Weight	Water capacity	Temperature exponent	Output 75/65/20°C	Power input Z heat. rod, Mini PW, Vision	Power input Solo, Rio, Neo	Connection span (Z)	White colour RAL 9016	Electric
code	[mm]	[kg]	[l]	[-]	[W]	[W]	[W]	[mm]		
DIKA 0732 0500	**48**	**6,1**	**2,7**	**1,187**	**337**	**300**	**400**	**464**	✓	✓
DIKA 0732 0600	**48**	**7,0**	**3,2**	**1,187**	**389**	**400**	**400**	**564**	✓	✓
DIKA 1212 0500	**48**	**10,3**	**4,7**	**1,187**	**573**	**600**	**600**	**464**	✓	✓
DIKA 1212 0600	**48**	**11,8**	**5,4**	**1,187**	**663**	**700**	**600**	**564**	✓	✓
DIKA 1772 0500	**48**	**15,4**	**7,0**	**1,187**	**855**	**900**	**800**	**464**	✓	✓
DIKA 1772 0600	**48**	**17,7**	**8,1**	**1,187**	**989**	**1000**	**1000**	**564**	✓	✓

Chrome plating reduces the heat output by as much as 30%.

Ikaria Radius

Height (H) Length (L) [mm]	Depth (B)	Weight	Water capacity	Temperature exponent	Output 75/65/20°C	Power input Z heat. rod, Mini PW, Vision	Power input Solo, Rio, Neo	Connection span (Z)	White colour RAL 9016	Electric
code	[mm]	[kg]	[l]	[-]	[W]	[W]	[W]	[mm]		
DIKR 0732 0500	**89**	**6,1**	**2,8**	**1,235**	**349**	**300**	**400**	**446**	✓	✓
DIKR 0732 0600	**102**	**7,0**	**3,2**	**1,235**	**400**	**400**	**400**	**546**	✓	✓
DIKR 1212 0500	**89**	**10,4**	**4,7**	**1,235**	**593**	**600**	**600**	**446**	✓	✓
DIKR 1212 0600	**102**	**12,0**	**5,5**	**1,235**	**682**	**700**	**600**	**546**	✓	✓
DIKR 1772 0500	**89**	**15,5**	**7,1**	**1,235**	**878**	**900**	**800**	**446**	✓	✓
DIKR 1772 0600	**102**	**17,9**	**8,2**	**1,235**	**1 018**	**1 000**	**1000**	**546**	✓	✓

Ikaria Double

Height (H) Length (L) [mm]	Depth (B)	Weight	Water capacity	Temperature exponent	Output 75/65/20°C	Power input Z heat. rod, Mini PW, Vision	Power input Solo, Rio, Neo	Connection span (Z)	White colour RAL 9016	Electric
code	[mm]	[kg]	[l]	[-]	[W]	[W]	[W]	[mm]		
DIKD 0732 0600	**68**	**12,4**	**5,7**	**1,141**	**591**	**600**	**600**	**564**	✓	✓
DIKD 1212 0600	**68**	**21,2**	**9,7**	**1,141**	**955**	**1 000**	**1 000**	**564**	✓	✓
DIKD 1772 0600	**68**	**31,8**	**14,6**	**1,141**	**1 429**	**1 200**	**1 200**	**564**	✓	✓

For ordering procedure see page 112 / The weight of radiators does not include water and packaging.

Type height (H) / length (L) [mm]

Ikaria/ Ikaria Radius

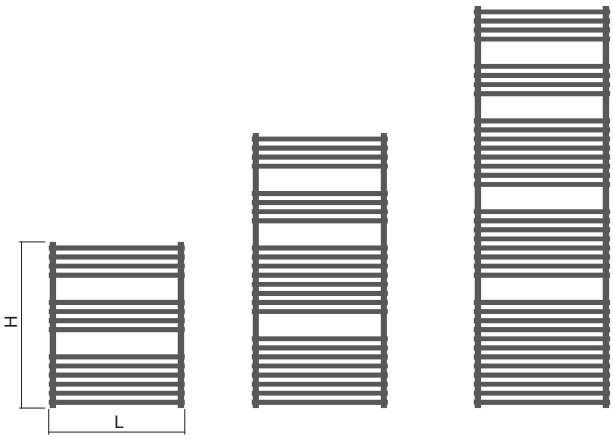

H: 0732
L: 0500-0600

H: 1212
L: 0500-0600

H: 1772
L: 0500-0600

Ikaria Double

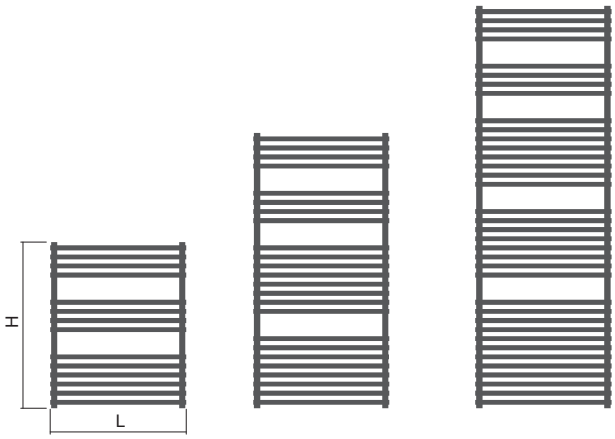

H: 0732
L: 0600

H: 1212
L: 0600

H: 1772
L: 0600

Mounting

Ikaria

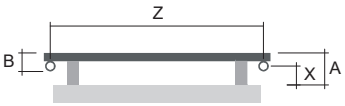

Type	X [mm]	A [mm]
Plastic brackets (RAL 9016, chrom)	**50-60**	**85-95**
Metal brackets (Other colours)	**45–55**	**80–90**

Ikaria Radius

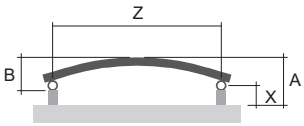

Type	Length [mm]	X [mm]	A [mm]
Metal brackets (RAL 9016, other colours)	**500**	**54-64**	**129-139**
	600	**62-72**	**142-152**

Ikaria Double

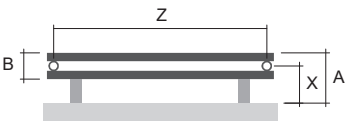

Type	X [mm]	A [mm]
Plastic brackets (RAL 9016)	**98–108**	**133–143**
Metal brackets (Other colours)	**93–103**	**128–138**

Avondo

A standard bathroom ladder with one to three pipes extending forward, depending on the size. This allows for practical hanging of towels and clothes, making this unit an indispensable functional part of every bathroom.

Material	steel pipes ø 26 mm steel profiles D35 × 41 mm
Connection threads	4×G1/2"
Testing overpressure	1,3 MPa
Max. op. overpressure	1,0 MPa
Max. operating temperature	110 °C
Number of pipes	18+1, 28+2, 36+3, 41+3

1.

2.

1. Avondo with a middle connection - Ivory texture S08 [67] / 2. Avondo - Snow/traffic white RAL 9016 [01]

Modification options

	Avondo
Surface treatment	colour
Height range [mm]	615-1 975 (increase of 40)
Length range [mm]	NO
Dimension changes	additional charge 30 %[1)]
Electric version	YES (additional charge)
Standard connection (SK)	STANDARD
Middle connection (SM)	YES (additional charge)
Side connection (SB)	YES (additional charge)
One-sided into space fixing	YES (additional charge)

Accessories

Colour ref. chart page 115
Thermostatic packs page 102
Electric regulators page 108

Connection Options

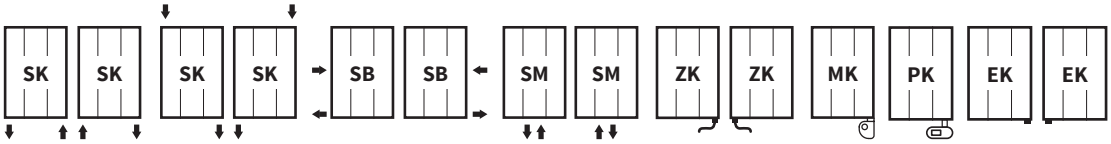

The type of connection must be specified in the order; for more information see page 112, positions 13 and 14./ [1)] to the nearest larger standard dimension

Avondo

Height (H) Length (L) [mm]	Depth (B)	Weight	Water capacity	Temperature exponent	Output 75/65/20°C	Power input Z heat. rod, Mini PW, Vision	Power input Solo, Rio, Neo	Connection span (Z)	White colour RAL 9016	Electric
code	[mm]	[kg]	[l]	[-]	[W]	[W]	[W]	[mm]		
DLNN 0775 0500	**91**	**8,4**	**5,2**	**1,279**	**409**	**400**	**400**	**459**	✓	✓
DLNN 0775 0600	**91**	**9,8**	**6,0**	**1,279**	**479**	**500**	**400**	**559**	✓	✓
DLNN 1215 0500	**91**	**13,2**	**8,2**	**1,277**	**643**	**600**	**600**	**459**	✓	✓
DLNN 1215 0600	**91**	**15,4**	**9,5**	**1,277**	**753**	**800**	**800**	**559**	✓	✓
DLNN 1575 0500	**91**	**16,1**	**10,1**	**1,276**	**833**	**800**	**800**	**459**	✓	✓
DLNN 1575 0600	**91**	**18,9**	**11,6**	**1,276**	**976**	**1 000**	**1 000**	**559**	✓	✓
DLNN 1775 0500	**91**	**19,2**	**12,0**	**1,276**	**938**	**900**	**1 000**	**459**	✓	✓
DLNN 1775 0600	**91**	**22,6**	**13,9**	**1,276**	**1 100**	**1 200**	**1 200**	**559**	✓	✓

For ordering procedure see page 112 / The weight of radiators does not include water and packaging.

Type height (H) / length (L) [mm]

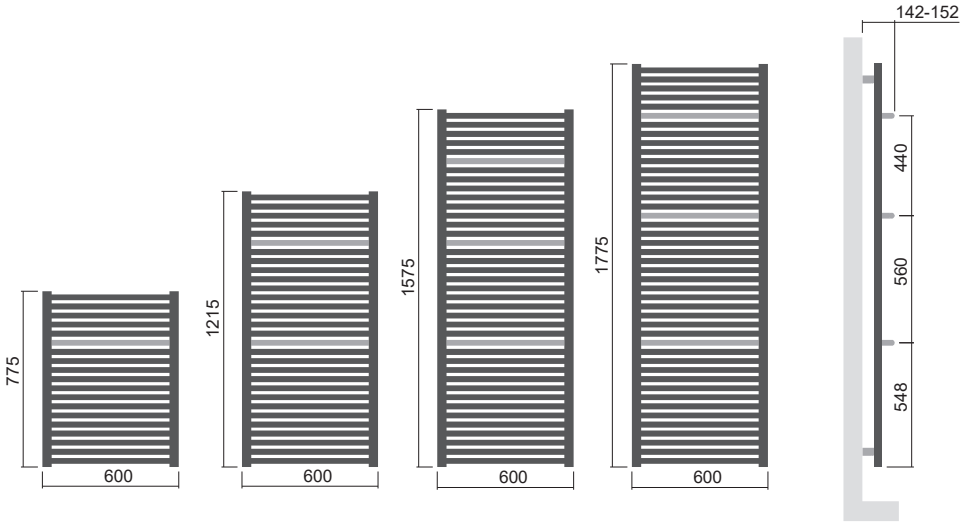

H: 0775
L: 0500-0600

H: 1215
L: 0500-0600

H: 1575
L: 0500-0600

H: 1775
L: 0500-0600

Mounting

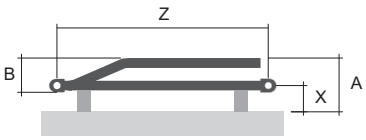

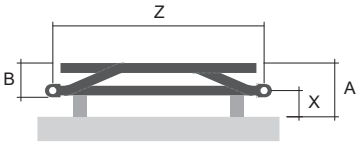

Type	X [mm]	A [mm]
Metal brackets	**69-79**	**142-152**

Avondo - Anthracite metallic S02 [61] with a towel

Palmyra Chrom

A reliable and stylish radiator with a subtle chrome finish for all who settle for nothing less than premium quality.

Material	steel pipes Ø 22 mm steel profiles D35×41 mm
Connection threads	4×G1/2"
Testing overpressure	1,3 MPa
Max. op. overpressure	1,0 MPa
Max. operating temperature	95 °C
Number of pipes	24, 32, 37

1.

2.

1. Palmyra Chrom / 2. Palmyra Chrom with a middle connection

Modification options

	Palmyra Chrom
Surface treatment	chrome
Height range [mm]	335-1 775 (increase of 40)
Length range [mm]	300-750 (increase of 10)
Dimension changes	additional charge 30 %[1)]
Electric version	YES (additional charge)
Standard connection (SK)	STANDARD
Middle connection (SM a SD)	YES (additional charge)
Side connection (SB)	YES (additional charge)
One-sided into space fixing	YES (additional charge)

Accessories

Thermostatic packs page 102

Electric regulators page 108

Connection Options

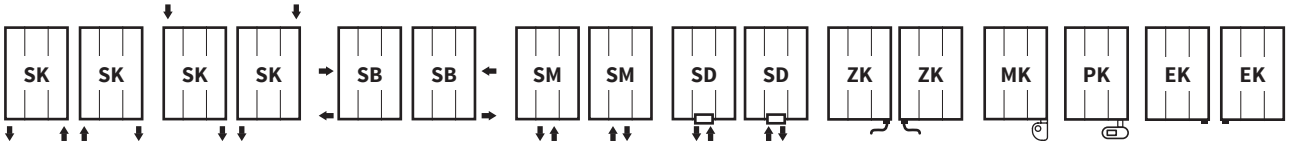

The type of connection must be specified in the order; for more information see page 112, positions 13 and 14./ [1)] to the nearest larger standard dimension

Palmyra Chrom

Height (H) Length (L) [mm]	Depth (B)	Weight	Water capacity	Temperature exponent	Output chrom 75/65/20°C	Power input Z heat. rod, Mini PW, Vision	Power input Solo, Rio, Neo	Connection span (Z)	Chrom	Electric
code	[mm]	[kg]	[l]	[-]	[W]	[W]	[W]	[mm]		
DPAL 1135 0600	**35**	**11,5**	**6,7**	**1,260**	**499**	**500**	**400**	**559**	✓	✓
DPAL 1535 0600	**35**	**15,4**	**9,0**	**1,260**	**668**	**700**	**600**	**559**	✓	✓
DPAL 1735 0600	**35**	**17,6**	**10,3**	**1,260**	**767**	**800**	**800**	**559**	✓	✓

For ordering procedure see page 112 / The weight of radiators does not include water and packaging.

Type height (H) / length (L) [mm]

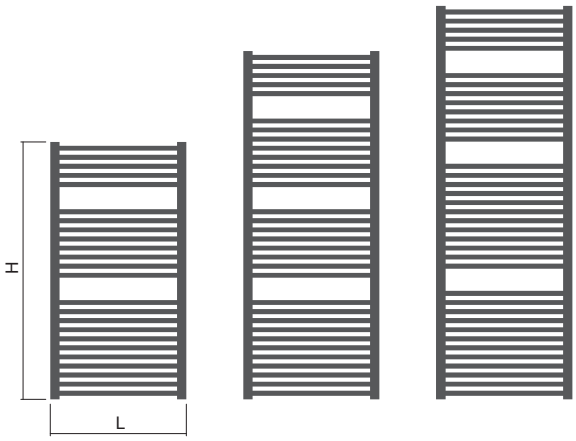

H: 1135
L: 0600

H: 1535
L: 0600

H: 1735
L: 0600

Mounting

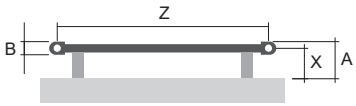

Type	X [mm]	A [mm]
Plastic brackets (chrome)	**81-91**	**99-109**

Palmyra Chrom - middle connection [SM]

Palmyra Chrom - middle connection with cover [SD]

Grenada Chrom
Grenada Radius Chrom

Subtle and delicate pipes set between rounded flow and return lines. Heating units for every household. A popular modest shape, accentuated with the elegance afforded by a chrome finish.

Material	steel pipes ø 20 mm / steel profiles D30×35 mm
Connection threads	4×G1/2"
Testing overpressure	1,3 MPa
Max. op. overpressure	1,0 MPa
Max. operating temperature	110°C
Number of pipes	15, 19, 24, 29, 32, 38

1.

2.

3.

1. Grenada Chrom/ 2. Grenada Radius Chrom / 3. Grenada Chrom with a middle connection

Modification options	Grenada Chrom	Grenada Radius Chrom
Surface treatment	chrome	chrome
Height range [mm]	335–1 775 (increase of 40)	335–1 775 (increase of 40)
Length range [mm]	300–750 (increase of 10)	450–750 (increase of 10)
Dimension changes	additional charge 30 %[1)]	additional charge 30 %[1)]
Electric version	YES (additional charge)	YES (additional charge)
Standard connection (SK)	STANDARD	STANDARD
Middle connection (SM) a (SD)	YES (additional charge)	YES (additional charge)
Side connection (SB)	YES (additional charge)	NO
One-sided into space fixing	YES (additional charge)	NO

Accessories

Thermostatic packs page 102

Electric regulators page 108

Connection Options

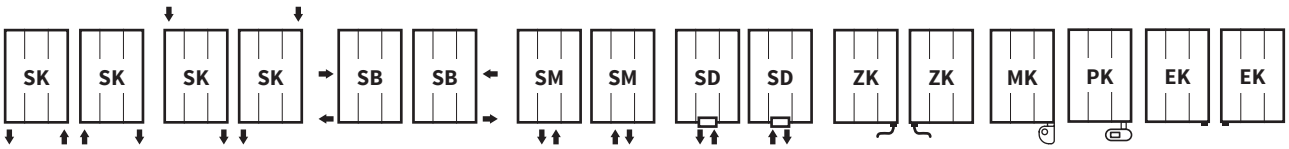

The type of connection must be specified in the order; for more information see page 112, positions 13 and 14./ [1)] to the nearest larger standard dimension

Grenada Chrom

Height (H) Length (L) [mm]	Depth (B)	Weight	Water capacity	Temperature exponent	Output chrom 75/65/20°C	Power input Z heat. rod, Mini PW, Vision	Power input Solo, Rio, Neo	Connection span (Z)	Chrom	Electric
code	[mm]	[kg]	[l]	[-]	[W]	[W]	[W]	[mm]		
DGRE 0695 0450	**30**	**5,2**	**2,5**	**1,263**	**187**	**200**	**200**	**415**	✓	✓
DGRE 0695 0500	**30**	**5,6**	**2,7**	**1,263**	**206**	**200**	**200**	**465**	✓	✓
DGRE 0695 0600	**30**	**6,5**	**3,0**	**1,263**	**242**	**200**	**200**	**565**	✓	✓
DGRE 0695 0750	**30**	**7,9**	**3,6**	**1,263**	**295**	**300**	**200**	**715**	✓	✓
DGRE 0935 0450	**30**	**7,0**	**3,3**	**1,271**	**249**	**200**	**200**	**415**	✓	✓
DGRE 0935 0500	**30**	**7,5**	**3,6**	**1,271**	**274**	**300**	**200**	**465**	✓	✓
DGRE 0935 0600	**30**	**8,7**	**4,1**	**1,271**	**322**	**300**	**400**	**565**	✓	✓
DGRE 0935 0750	**30**	**10,5**	**4,8**	**1,271**	**393**	**400**	**400**	**715**	✓	✓
DGRE 1135 0450	**30**	**8,4**	**4,0**	**1,278**	**303**	**300**	**400**	**415**	✓	✓
DGRE 1135 0500	**30**	**9,0**	**4,3**	**1,278**	**332**	**300**	**400**	**465**	✓	✓
DGRE 1135 0600	**30**	**10,4**	**4,9**	**1,278**	**391**	**400**	**400**	**565**	✓	✓
DGRE 1135 0750	**30**	**12,6**	**5,7**	**1,278**	**477**	**500**	**400**	**715**	✓	✓
DGRE 1335 0450	**30**	**9,8**	**4,8**	**1,284**	**357**	**400**	**400**	**415**	✓	✓
DGRE 1335 0500	**30**	**10,6**	**5,1**	**1,284**	**392**	**400**	**400**	**465**	✓	✓
DGRE 1335 0600	**30**	**12,3**	**5,8**	**1,284**	**461**	**500**	**400**	**565**	✓	✓
DGRE 1335 0750	**30**	**14,8**	**6,9**	**1,284**	**563**	**600**	**600**	**715**	✓	✓
DGRE 1535 0450	**30**	**11,2**	**5,4**	**1,291**	**414**	**400**	**400**	**415**	✓	✓
DGRE 1535 0500	**30**	**12,1**	**5,8**	**1,291**	**454**	**500**	**400**	**465**	✓	✓
DGRE 1535 0600	**30**	**13,9**	**6,5**	**1,291**	**534**	**500**	**600**	**565**	✓	✓
DGRE 1535 0750	**30**	**16,9**	**7,7**	**1,291**	**651**	**700**	**600**	**715**	✓	✓
DGRE 1775 0450	**30**	**13,1**	**6,3**	**1,298**	**484**	**500**	**400**	**415**	✓	✓
DGRE 1775 0500	**30**	**14,2**	**6,8**	**1,298**	**531**	**500**	**600**	**465**	✓	✓
DGRE 1775 0600	**30**	**16,4**	**7,7**	**1,298**	**624**	**600**	**600**	**565**	✓	✓
DGRE 1775 0750	**30**	**19,9**	**9,1**	**1,298**	**761**	**800**	**800**	**715**	✓	✓

Grenada Radius Chrom

Height (H) Length (L) [mm]	Depth (B)	Weight	Water capacity	Temperature exponent	Output chrom 75/65/20°C	Power input Z heat. rod, Mini PW, Vision	Power input Solo, Rio, Neo	Connection span (Z)	Chrom	Electric
code	[mm]	[kg]	[l]	[-]	[W]	[W]	[W]	[mm]		
DGRR 0695 0450	**58**	**5,3**	**2,5**	**1,263**	**187**	**200**	**200**	**415**	✓	✓
DGRR 0695 0500	**66**	**5,7**	**2,7**	**1,263**	**206**	**200**	**200**	**465**	✓	✓
DGRR 0695 0600	**86**	**6,6**	**3,1**	**1,263**	**242**	**200**	**200**	**565**	✓	✓
DGRR 0695 0750	**75**	**7,9**	**3,6**	**1,263**	**295**	**300**	**200**	**715**	✓	✓
DGRR 0935 0450	**58**	**7,1**	**3,4**	**1,271**	**249**	**200**	**200**	**415**	✓	✓
DGRR 0935 0500	**66**	**7,7**	**3,6**	**1,271**	**274**	**300**	**200**	**465**	✓	✓
DGRR 0935 0600	**86**	**8,9**	**4,1**	**1,271**	**322**	**300**	**400**	**565**	✓	✓
DGRR 0935 0750	**75**	**10,6**	**4,9**	**1,271**	**393**	**400**	**400**	**715**	✓	✓
DGRR 1135 0450	**58**	**8,5**	**4,1**	**1,278**	**303**	**300**	**400**	**415**	✓	✓
DGRR 1135 0500	**66**	**9,2**	**4,4**	**1,278**	**332**	**300**	**400**	**465**	✓	✓
DGRR 1135 0600	**86**	**10,6**	**5,0**	**1,278**	**391**	**400**	**400**	**565**	✓	✓
DGRR 1135 0750	**75**	**12,7**	**5,9**	**1,278**	**477**	**500**	**400**	**715**	✓	✓
DGRR 1335 0450	**58**	**9,9**	**4,8**	**1,284**	**357**	**400**	**400**	**415**	✓	✓
DGRR 1335 0500	**66**	**10,6**	**5,1**	**1,284**	**392**	**400**	**400**	**465**	✓	✓
DGRR 1335 0600	**86**	**12,6**	**6,0**	**1,284**	**461**	**500**	**400**	**565**	✓	✓
DGRR 1335 0750	**75**	**14,9**	**7,0**	**1,284**	**563**	**600**	**600**	**715**	✓	✓
DGRR 1535 0450	**58**	**11,4**	**5,5**	**1,291**	**414**	**400**	**400**	**415**	✓	✓
DGRR 1535 0500	**66**	**12,3**	**5,9**	**1,291**	**454**	**500**	**400**	**465**	✓	✓
DGRR 1535 0600	**86**	**14,2**	**6,7**	**1,291**	**534**	**500**	**600**	**565**	✓	✓
DGRR 1535 0750	**75**	**17,0**	**7,9**	**1,291**	**651**	**700**	**600**	**715**	✓	✓
DGRR 1775 0450	**58**	**13,4**	**6,4**	**1,298**	**484**	**500**	**400**	**415**	✓	✓
DGRR 1775 0500	**66**	**14,5**	**6,9**	**1,298**	**531**	**500**	**600**	**465**	✓	✓
DGRR 1775 0600	**86**	**16,7**	**7,8**	**1,298**	**624**	**600**	**600**	**565**	✓	✓
DGRR 1775 0750	**75**	**20,1**	**9,3**	**1,298**	**761**	**800**	**800**	**715**	✓	✓

For ordering procedure see page 112 / The weight of radiators does not include water and packaging.

Type height (H) / length (L) [mm]

Grenada Chrom/Grenada Radius Chrom

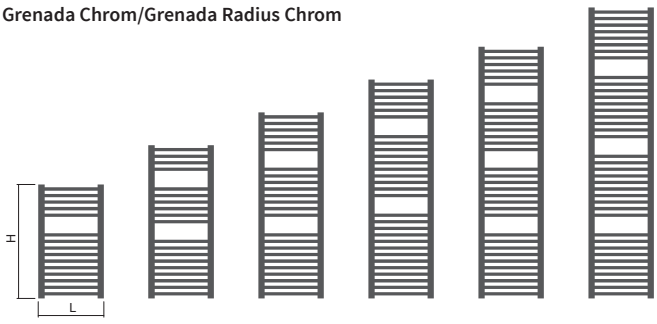

H: 0695 L: 0450-0750 | H: 0935 L: 0450-0750 | H: 1135 L: 0450-0750 | H: 1335 L: 0450-0750 | H: 1535 L: 0450-0750 | H: 1775 L: 0450-0750

Mounting

Grenada Chrom

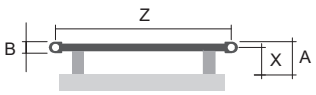

Type	X [mm]	A [mm]
Plastic brackets	**73–83**	**88–98**

Grenada Radius Chrom

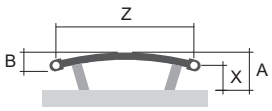

Type	Length [mm]	X [mm]	A [mm]
Plastic brackets	**450**	**66-76**	**108-118**
	500	**59-69**	**109-119**
	600	**41-51**	**112-122**
	750	**67-77**	**126-136**

Grenada
Grenada Radius

Subtle and delicate pipes set between rounded flow and return lines.
Heating units for every household, a popular modest shape and high-quality workmanship, a product you can rely on.

Material	steel pipes ø 20 mm / steel profiles D30×35 mm
Connection threads	4×G1/2"
Testing overpressure	1,3 MPa
Max. op. overpressure	1,0 MPa
Max. operating temperature	110°C
Number of pipes	15, 19, 24, 29, 32, 38

1.

2.

3.

1. Grenada - Snow/traffic white RAL 9016 [01] / 2. Grenada Radius - Snow/traffic white RAL 9016 [01] / 3. Grenada electric with reg. Mini PW - Linden green RAL 6021 [06]

Modification options	Grenada	Grenada Radius
Surface treatment	colour	colour
Height range [mm]	335-2175 (increase of 40)	335-2175 (increase of 40)
Length range [mm]	300–1 000 (increase of 10)	450–750 (increase of 10)
Dimension changes	additional charge 30 %[1)]	additional charge 30 %[1)]
Electric version	YES (additional charge)	YES (additional charge)
Standard connection (SK)	STANDARD	STANDARD
Middle connection (SM) a (SD)	YES (additional charge)	YES (additional charge)
Side connection (SB)	YES (additional charge)	NO
One-sided into space fixing	YES (additional charge)	NO

Accessories

Colour ref. chart page 115

Thermostatic packs page 102

Electric regulators page 108

Connection Options

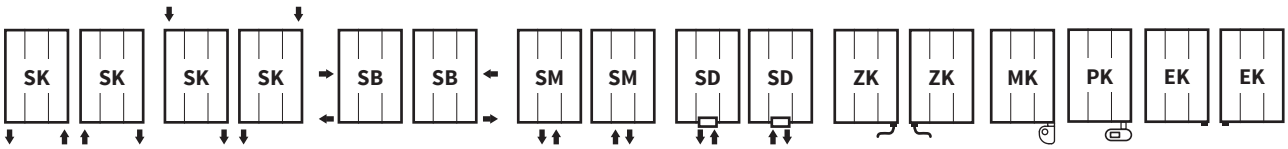

The type of connection must be specified in the order; for more information see page 112, positions 13 and 14./ [1)] to the nearest larger standard dimension

Grenada

Height (H) Length (L) [mm]	Depth (B)	Weight	Water capacity	Temperature exponent	Output 75/65/20°C	Power input Z heat. rod, Mini PW, Vision	Power input Solo, Rio, Neo	Connection span (Z)	White colour RAL 9016	Electric
code	[mm]	[kg]	[l]	[-]	[W]	[W]	[W]	[mm]		
DGRE 0695 0450	30	5,2	2,5	1,260	281	300	200	415	✓	✓
DGRE 0695 0500	30	5,6	2,7	1,260	309	300	400	465	✓	✓
DGRE 0695 0600	30	6,5	3,0	1,260	365	400	400	565	✓	✓
DGRE 0695 0750	30	7,9	3,6	1,260	447	400	400	715	✓	✓
DGRE 0935 0450	30	7,0	3,3	1,260	380	400	400	415	✓	✓
DGRE 0935 0500	30	7,5	3,6	1,260	418	400	400	465	✓	✓
DGRE 0935 0600	30	8,7	4,1	1,260	494	500	400	565	✓	✓
DGRE 0935 0750	30	10,5	4,8	1,260	605	600	600	715	✓	✓
DGRE 1135 0450	30	8,4	4,0	1,260	463	500	400	415	✓	✓
DGRE 1135 0500	30	9,0	4,3	1,260	510	500	600	465	✓	✓
DGRE 1135 0600	30	10,4	4,9	1,260	601	600	600	565	✓	✓
DGRE 1135 0750	30	12,6	5,7	1,260	737	700	800	715	✓	✓
DGRE 1335 0450	30	9,8	4,8	1,260	546	500	600	415	✓	✓
DGRE 1335 0500	30	10,6	5,1	1,260	601	600	600	465	✓	✓
DGRE 1335 0600	30	12,3	5,8	1,260	710	700	800	565	✓	✓
DGRE 1335 0750	30	14,8	6,9	1,260	869	900	800	715	✓	✓
DGRE 1535 0450	30	11,2	5,4	1,260	630	600	600	415	✓	✓
DGRE 1535 0500	30	12,1	5,8	1,260	693	700	600	465	✓	✓
DGRE 1535 0600	30	13,9	6,5	1,260	818	800	800	565	✓	✓
DGRE 1535 0750	30	16,9	7,7	1,260	1002	1 000	1 000	715	✓	✓
DGRE 1775 0450	30	13,1	6,3	1,260	731	700	800	415	✓	✓
DGRE 1775 0500	30	14,2	6,8	1,260	804	800	800	465	✓	✓
DGRE 1775 0600	30	16,4	7,7	1,260	949	900	1 000	565	✓	✓
DGRE 1775 0750	30	19,9	9,1	1,260	1 163	1 200	1 200	715	✓	✓

Grenada Radius

Height (H) Length (L) [mm]	Depth (B)	Weight	Water capacity	Temperature exponent	Output 75/65/20°C	Power input Z heat. rod, Mini PW, Vision	Power input Solo, Rio, Neo	Connection span (Z)	White colour RAL 9016	Electric
code	[mm]	[kg]	[l]	[-]	[W]	[W]	[W]	[mm]		
DGRR 0695 0450	58	5,3	2,5	1,260	281	300	400	415	✓	✓
DGRR 0695 0500	66	5,7	2,7	1,260	309	300	400	465	✓	✓
DGRR 0695 0600	86	6,6	3,1	1,260	365	400	400	565	✓	✓
DGRR 0695 0750	75	7,9	3,6	1,260	447	400	600	715	✓	✓
DGRR 0935 0450	58	7,1	3,4	1,260	380	400	400	415	✓	✓
DGRR 0935 0500	66	7,7	3,6	1,260	418	400	600	465	✓	✓
DGRR 0935 0600	86	8,9	4,1	1,260	494	500	600	565	✓	✓
DGRR 0935 0750	75	10,6	4,9	1,260	605	600	800	715	✓	✓
DGRR 1135 0450	58	8,5	4,1	1,260	463	500	600	415	✓	✓
DGRR 1135 0500	66	9,2	4,4	1,260	510	500	600	465	✓	✓
DGRR 1135 0600	86	10,6	5,0	1,260	601	600	800	565	✓	✓
DGRR 1135 0750	75	12,7	5,9	1,260	737	700	800	715	✓	✓
DGRR 1335 0450	58	9,9	4,8	1,260	546	500	600	415	✓	✓
DGRR 1335 0500	66	10,6	5,1	1,260	601	600	600	465	✓	✓
DGRR 1335 0600	86	12,6	6,0	1,260	710	700	800	565	✓	✓
DGRR 1335 0750	75	14,9	7,0	1,260	869	900	1 000	715	✓	✓
DGRR 1535 0450	58	11,4	5,5	1,260	630	600	600	415	✓	✓
DGRR 1535 0500	66	12,3	5,9	1,260	693	700	800	465	✓	✓
DGRR 1535 0600	86	14,2	6,7	1,260	818	800	1 000	565	✓	✓
DGRR 1535 0750	75	17,0	7,9	1,260	1 002	1 000	1 200	715	✓	✓
DGRR 1775 0450	58	13,4	6,4	1,260	731	700	800	415	✓	✓
DGRR 1775 0500	66	14,5	6,9	1,260	804	800	800	465	✓	✓
DGRR 1775 0600	86	16,7	7,8	1,260	949	900	1 000	565	✓	✓
DGRR 1775 0750	75	20,1	9,3	1,260	1 163	1 200	1 200	715	✓	✓

For ordering procedure see page 112 / The weight of radiators does not include water and packaging

Type height (H) / length (L) [mm]

Grenada/Grenada Radius

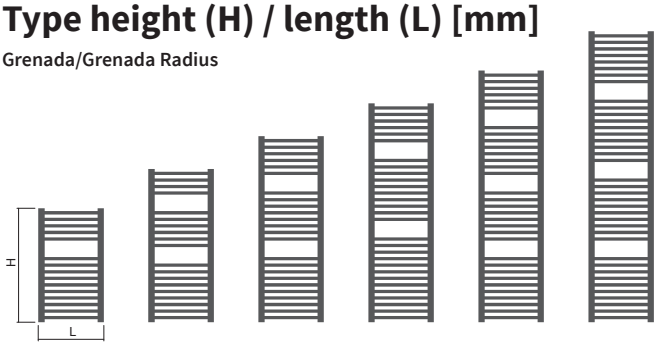

H: 0695 L: 0450-0750 | H: 0935 L: 0450-0750 | H: 1135 L: 0450-0750 | H: 1335 L: 0450-0750 | H: 1535 L: 0450-0750 | H: 1775 L: 0450-0750

Grenada

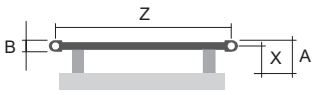

Type	X [mm]	A [mm]
Plastic brackets (RAL 9016)	73–83	88–98
Metal brackets (Other colours)	69–79	84–94

Grenada Radius

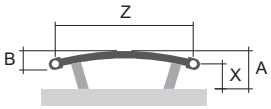

Type	Length [mm]	X [mm]	A [mm]
Plastic brackets (RAL 9016)	450	66–76	108–118
	500	59–69	109–119
	600	41–51	112–122
	750	67–77	126–136
Metal brackets (Other colours)	450	61–71	103–113
	500	54–64	104–114
	600	32–42	103–113
	750	62–72	121–131

NEW PRODUCT

Grenada Plus

The popular Grenada radiator is now also available in an electric version with perpendicular-to-wall mounting. If necessary, a swivel joint makes it possible to divide the bathroom space into two sections and the towel rail can also be used for fabric warming.

Material	steel profiles D30×35 mm / steel pipes Ø 20 mm
Operating voltage	230 V AC, 50/60 Hz
Number of pipes	16, 25

1.

2.

1. Grenada Plus - Anthracite S02 [61] , reg. Mini PW chrome / 2. Grenada Plus - Silver S05 [64], reg. Mini PW chrome

Modification options

Surface treatment	colour
Height range [mm]	NO
Length range [mm]	450,500,600
Electric version	STANDARD
Standard connection (SK)	NO
Middle connection (SM)	NO
Side connection (SB)	NO
One-sided into space fixing	STANDARD

Accessories

Colour ref. chart page 115

Thermostatic packs page 102

Connection Options

The type of connection must be specified in the order; for more information see page 112, positions 13 and 14.

Grenada Plus

Height (H) Length (L) [mm]	Depth (B)	Weight	Water capacity	Temperature exponent	Output 75/65/20°C	Power input Mini PW	Power input Solo, Rio, Neo	Connection span (Z)	Electric* RAL 9016
code	[mm]	[kg]	[l]	[-]	[W]	[W]	[W]	[mm]	
DGRP 0775 0500	**30**	**10,5**	**3,0**	**-**	**-**	**400**	**-**	**-**	✓
DGRP 1175 0500	**30**	**14,9**	**4,4**	**-**	**-**	**600**	**-**	**-**	✓

For ordering procedure see page 112 / The weight units includes water and packaging / Only with reg. Mini PW

Type height (H) / length (L) [mm]

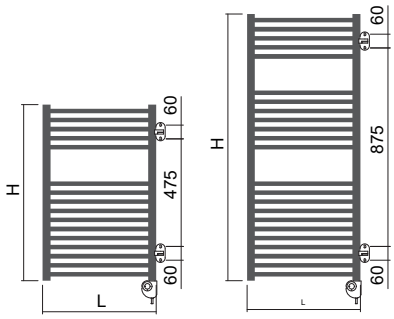

H: 1182
L: 0600

H: 1470
L: 0600

Mounting

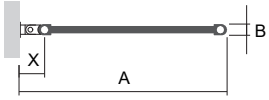

Type	X [mm]	A [mm]
Metal brackets	**67,5**	**550**

Swivel joint to easy handle of the electric radiator

The rotating function facilitates radiator placement in the desired position

Pillar

NEW PRODUCT

Introducing the new Pillar electric heater with heating foil. The heating foil facilitates immediate heat build-up, ensuring fast and efficient heating. The radiant heating generates pleasant and cozy warmth throughout the indoor space. A wireless thermostat makes operation easy and convenient, allowing for quick and efficient temperature control. Its minimalist design is a great fit for any interior style. Moreover, the option of combining multiple heating units adds an intriguing design element to the space. The Pillar is the perfect choice for anyone looking for a blend of high functionality and modern design.

Material	steel / heating foil
Operating voltage	230 V AC, 50/60 Hz
Max. operating temperature	80 °C
Control / Regulation	thermostat / wireless control
Degree of protection	IPX4
Connection	via a 150 cm straight cord, terminated with a male plug
Number of hooks (only chrome finish)	2

1.

2.

1/2. Pillar - Black velvet matt S40 [51]

Modification options

Surface treatment	colour
Height range [mm]	NO
Length range [mm]	NO
Electric version	STANDARD
Printed motif	NO
Horizontal design	NO

Pillar

Accessories

Colour ref. chart page 115

Connection Options

The type of connection must be specified in the order; for more information see page 112, positions 13 and 14.

Pillar

Height (H) Length (L) [mm]	Depth (B)	Weight	Water capacity	Temperature exponent	Output 75/65/20°C	Power input	Connection span (Z)	Electric RAL 9016
code	[mm]	[kg]	[l]	[-]	[W]	[W]	[mm]	
DPIL 1800 0150	**95**	**18,2**	**-**	**-**	**-**	**900**	**-**	✓

For ordering procedure see page 112 / The weight of radiators does not include packaging / The thermostat and receiver are part of the unit and cannot be sold separately.

Type height (H) / length (L) [mm]

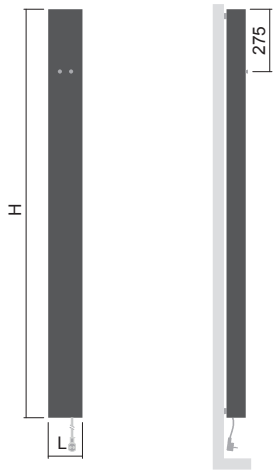

H: 1800
L: 0150

Mounting

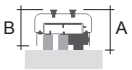

Type	A [mm]
Metal brackets	**106-116**

Thermostat

RCBTH
Wireless programmable thermostat
(colour White)

The thermostat and receiver are factory paired.
The thermostat can control up to 5 receivers.

Pillar - Black velvet S40 [51] with chrome hooks

E-Cult

Electric radiators with a heating foil and practical openings for cloth hanging. No need to use rails; the radiator quickly dries and warms wet bath towels and other fabrics. Wireless thermostat control. Bathrooms, kitchens, hallways, as well as areas used for sports and relaxation is where you can fully appreciate the advantages of the elegant E-Cult.

Material	steel / heating foil
Operating voltage	230 V AC, 50/60 Hz
Max. operating temperature	80°C
Control / Regulation	thermostat / wireless control
Degree of protection	IPX4
Connection	via a 150 cm straight cord, terminated with a male plug

1.

2.

1. E-Cult - Champagne metallic S31 [25] / 2. E-Cult - Sandstone texture S13 [72]

Modification options	E-Cult
Surface treatment	colour
Height range [mm]	NO
Length range [mm]	NO
Electric version	STANDARD
Printed motif	NO
Horizontal design	NO

Accessories

Colour ref. chart page 115

Bath. accessories page 100

Connection Options

The type of connection must be specified in the order; for more information see page 112, positions 13 and 14.

E-Cult

Height (H) Length (L) [mm]	Depth (B)	Weight	Water capacity	Temperature exponent	Output 75/65/20°C	Power input	Connection span	Electric RAL 9016
code	[mm]	[kg]	[l]	[-]	[W]	[W]	[mm]	
DECI 1765 0606	**25**	**26,8**	**-**	**-**	**-**	**750**	**-**	✓

For ordering procedure see page 112 / The weight of radiators does not include water and packaging / The thermostat and receiver are part of the unit and cannot be sold separately.

Type height (H) / length (L) [mm]

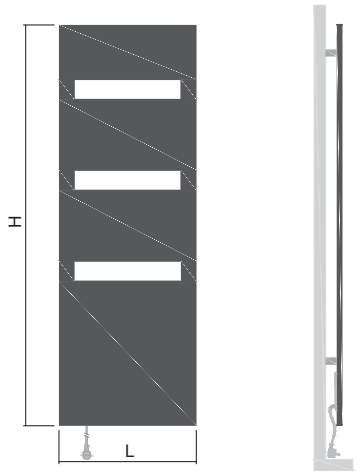

H: 1765
L: 0606

Mounting

Type	A [mm]
Metal brackets	**65-75**

Thermostat

RCBTH
Wireless programmable thermostat (colour White)

The thermostat and receiver are factory paired.
The thermostat can control up to 5 receivers.

Thin square radiator cover.

View the product video

E-Arte

The E-Arte radiator is ideal for all who value a timeless design, economical energy management and efficient operation. Electrical energy is a natural source of heat for modern heating systems, allowing us to fully utilize its benefits while respecting the environment. The heating unit can be equipped with stylish stainless-steel rails. Wireless thermostat control.

Material	steel / heating foil
Operating voltage	230 V AC, 50/60 Hz
Max. operating temperature	80°C
Control / Regulation	thermostat / wireless control
Degree of protection	IPX4
Connection	via a 150 cm straight cord, terminated with a male plug

1.

2.

1. E-Arte - Aquamarine metallic S29 [23] with a two-sided rail / 2. E-Arte - Black velvet matt S40 [51] with a two-sided rail

Modification options

	E-Arte
Surface treatment	colour
Height range [mm]	NO
Length range [mm]	NO
Electric version	STANDARD
Printed motif	YES
Horizontal design	NO

Accessories

Colour ref. chart page 115

Bath. accessories page 100

Connection Options

The type of connection must be specified in the order; for more information see page 112, positions 13 and 14.

E-Arte

Height (H) Length (L) [mm]	Depth (B)	Weight	Water capacity	Temperature exponent	Output 75/65/20°C	Power input	Connection span (Z)	Electric RAL 9016	Printed motif
code	[mm]	[kg]	[l]	[-]	[W]	[W]	[mm]		
DEAI 1765 0456	**47**	**21,8**	**-**	**-**	**-**	**600**	**-**	✓	✓
DEAI 1765 0606	**47**	**28,0**	**-**	**-**	**-**	**900**	**-**	✓	✓

For ordering procedure see page 112 / The weight of radiators does not include water and packaging / The thermostat and receiver are part of the unit and cannot be sold separately.

Type height (H) / length (L) [mm]

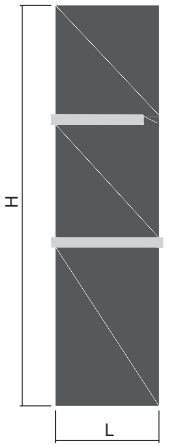

H: 1765
L: 0456

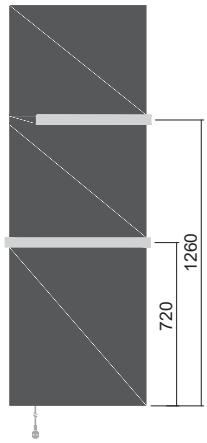

H: 1765
L: 0606

Option of adding
up to 2 rails

Mounting

Type	A [mm]
Metal brackets	**94-104**

View the product video

Rails

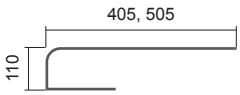

One-sided brushed stainless steel rails

Length [mm]	Code
456	**O15MN81-65**
606	**O15MN81-66**

One-sided polished stainless steel rail

Length [mm]	Code
456	**O15MN87-65**
606	**O15MN87-66**

One-sided rail - painted RAL 9016

Length [mm]	Code
456	**O15MN01-65**
606	**O15MN01-66**

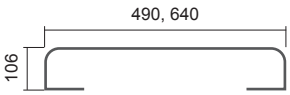

Two-sided brushed stainless steel rails

Length [mm]	Code
456	**O15MN81-67**
606	**O15MN81-68**

Two-sided polished stainless steel rail

Length [mm]	Code
456	**O15MN87-67**
606	**O15MN87-68**

Two-sided rail - painted RAL 9016

Length [mm]	Code
456	**O15MN01-67**
606	**O15MN01-68**

Painted rails are also available in colour variations as per the ISAN colour chart at an extra charge.

Thermostat

RCBTH
Wireless programmable thermostat (colour White)

The thermostat and receiver are factory paired.
The thermostat can control up to 5 receivers.

E-Saga
E-Stela

In terms of design, E-Saga and E-Stela provide a straightforward solution to achieving maximum thermal efficiency. The heating foil responds immediately after the change request is entered. The intensive radiant energy can thus quickly, and without heat loss, fill the space with pleasant heat. The smooth surface lends itself to customized print motifs. The E-Saga is controlled via a wireless thermostat. The E-Stela requires the use of an external control device.

Material	steel / heating foil
Operating voltage	230 V AC, 50/60 Hz
Max. operating temperature	80 °C
Control / Regulation E-SAGA	thermostat / wireless control
Control / Regulation E-STELA	without regulation
Degree of protection	IPX4
Connection	via a 150 cm straight cord, terminated with a male plug

1. E-Saga 2. E-Stela

1. E-Saga - Fiery red RAL3002 [08] with a one-sided rail / 2. E-Stela - Ivory texture S08 [67] with a one-sided rail / 3. E-Saga - Black velvet matt S40 [51] with a one-sided rail

Modification options	E-Saga	E-Stela
Surface treatment	colour	colour
Height range [mm]	NO	NO
Length range [mm]	NO	NO
Electric version	STANDARD	STANDARD
Printed motif	YES	YES
Horizontal design	NO	NO

Accessories

Colour ref. chart page 115
Bath. accessories page 100

Connection Options

The type of connection must be specified in the order; for more information see page 112, positions 13 and 14.

E-Saga

Height (H) Length (L) [mm]	Depth (B)	Weight	Water capacity	Temperature exponent	Output 75/65/20°C	Power input	Connection span (Z)	Electric RAL 9016	Printed motif
code	[mm]	[kg]	[l]	[-]	[W]	[W]	[mm]		
DCSI 1765 0456	**25**	**21,2**	**-**	**-**	**-**	**600**	**-**	✓	✓
DCSI 1765 0606	**25**	**27,4**	**-**	**-**	**-**	**900**	**-**	✓	✓

For ordering procedure see page 112 / The weight of radiators does not include water and packaging / The thermostat and receiver are part of the unit and cannot be sold separately.

E-Stela

Height (H) Length (L) [mm]	Depth (B)	Weight	Water capacity	Temperature exponent	Output 75/65/20°C	Power input	Connection span (Z)	Electric RAL 9016	Printed motif
code	[mm]	[kg]	[l]	[-]	[W]	[W]	[mm]		
DESI 1765 0456	**25**	**22,1**	**-**	**-**	**-**	**600**	**-**	✓	✓
DESI 1765 0606	**25**	**28,9**	**-**	**-**	**-**	**900**	**-**	✓	✓

For ordering procedure see page 112 / The weight of radiators does not include water and packaging

Type height (H) / length (L) [mm]

E-Saga / E-Stela

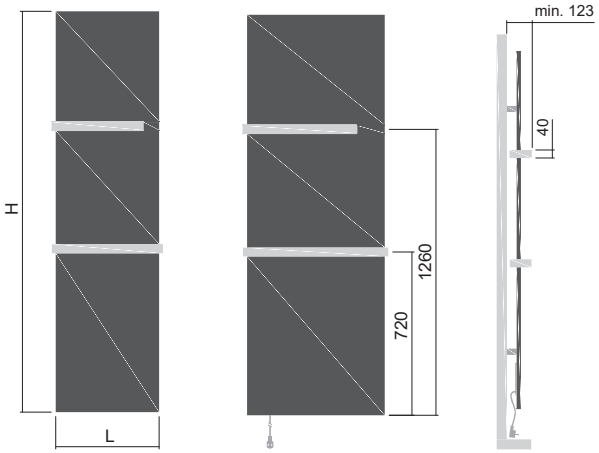

H: 1765
L: 0456

H: 1765
L: 0606

Option of adding rails:
E-Saga 2 rails
E-Stela 1 rail

Mounting

Type	A [mm]
Metal brackets	**65-75**

Rails

E-Saga / E-Stela

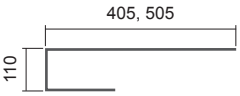

One-sided brushed stainless steel rails

Length [mm]	Code
456	**O15MN81-70**
606	**O15MN81-71**

One-sided polished stainless steel rail

Length [mm]	Code
456	**O15MN87-70**
606	**O15MN87-71**

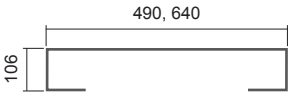

Two-sided brushed stainless steel rails

Length [mm]	Code
456	**O15MN81-72**
606	**O15MN81-73**

Two-sided polished stainless steel rail

Length [mm]	Code
456	**O15MN87-72**
606	**O15MN87-73**

Two-sided rail - painted RAL 9016

Length [mm]	Code
456	**O15MN01-72**
606	**O15MN01-73**

Painted rails are also available in colour variations as per the ISAN colour chart at an extra charge.

Thermostat (E-SAGA)

RCBTH
Wireless programmable thermostat (colour White)

The thermostat and receiver are factory paired.
The thermostat can control up to 5 receivers.

View the product video

Accessories and technical information

Anti-corrosive primer



waterproof coating

anti-corrosion layer

color selection according to the color palette

Introducing a new way of protecting bathroom and design units against corrosion. Anticorrosive **primer** technology guarantees higher resistance to humidity.

We supply radiators with an anti-corrosion layer in color tones according to the ISAN colour palette. This is done in the design for connection to the heating system, as an electric radiator, but also for combined heating.

Installation fittings for radiators with an anti-corrosion finish coating are supplied based on the model type.

Radiators treated with an anti-corrosion finish primer can now also be installed in locations exposed to splashing water or elevated humidity levels. The primer coating prevents corrosion, thereby improving the durability of the radiator.

Placement of radiators protected by an anti-corrosion finish in public areas

in the bathroom

next to the shower

in public areas

The primer can only be applied to selected Melody units indicated by the respective product symbol P in the catalog: Ori, Ori Open, Finix, Life, Arte, Carme, Gala, Antika Cube, Antika Double, Akros with hooks, Akros One, Akros Uni Coron, Coron Double Horizontal, Calypso, Fresh, Flexi, Flexi with hooks, Rytmo, Rytmo with hooks, Space, Mapia Sky, Mapia Sky Plus, Quadrat Sky, Quadrat Sky Plus, Aura, Ikaria, Ikaria Radius, Ikaria Double, Avondo, Grenada, Grenada Radius, Grenada Plus, E-Cult, E-Arte, E-Saga, E-Stela and additional units not included in the catalog, see the configurator.

Order details related to the „primer“ corrosion protection must be indicated by selecting the appropriate code at position 17 (ATYP) on p. 112. Leak-proof and surface finish guarantee as per applicable business and warranty conditions. Anti-corrosion finish – extra charge.

Melody Configurator →

Rails



One-sided and two-sided rails

Practical two-sided rails are a great addition to bathroom radiators. The easy-to-install rails are mounted directly on the heating unit. The rails are used for warming up or drying fabrics, saving space in the bathroom. In addition to brushed and stainless steel rails, we also offer **versions with a paint finish**. Painted rails are available in color variations as per the ISAN color chart at an extra charge. The shade can be selected to match the radiator or choose a different shade to create a contrast. The standard rail color is white RAL9016. Other colours – extra charge.

Radiator type	ONE-SIDED RAIL			TWO-SIDED RAIL		
	Brushed stainless stee	Polished stainless steel	Painted	Brushed stainless stee	Polished stainless steel	Painted
ARTE	✓	✓	✓	✓	✓	✓
COLLOM	✓	×	✓	✓	✓	✓
COLLOM DOUBLE	×	×	×	✓	✓	✓
COLLOM MIRROR	✓	×	✓	✓	✓	✓
COLLOM UNI	×	×	×	✓	×	✓
E-ARTE	✓	✓	✓	✓	✓	✓
E-SAGA	✓	✓	×	✓	✓	✓
E-STELA	✓	✓	×	✓	✓	✓
OCTAVA	×	×	×	✓	✓	✓
OCTAVA DOUBLE	×	×	×	✓	✓	✓
ORI	×	×	×	✓	✓	✓
VARIANT	✓	×	✓	✓	✓	✓
VARIANT COOL	✓	×	✓	✓	✓	✓
VARIANT MIRROR	✓	×	✓	✓	✓	✓
VARIANT PHOTO	✓	×	✓	✓	✓	✓

Rail order codes are detailed on the side of each product.

Magnetic accessories

Magnetic rails – polished chrome

Description	Order code
RAIL - LENGTH 260 mm	O15MD80-02
RAIL - LENGTH 430 mm	O15MD80-03
RAIL - LENGTH 550 mm	O15MD80-04

Rail order codes are detailed on the side of each product.

Magnetic hook – polished chrome

Description	Order code
MAGNETIC HOOK ø 54 mm	O15MD80-01

Connection Options

Central heating system connection options

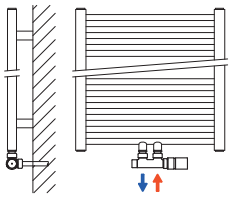

CORNER THERMOSTATIC VALVE, RIGHT
Copper: 119R-white, 121R-chrome,
123R-inox, 219R-black
Al/PEX: 120R-white, 122R-chrome,
124R-inox, 220R-black

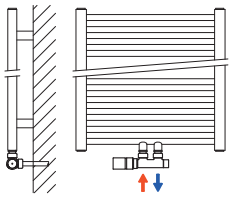

CORNER THERMOSTATIC VALVE, LEFT
Copper: 119L-white, 121L-chrome,
123L-inox, 219L-black
Al/PEX: 120L-white, 122L-chrome,
124L-inox, 220L-black

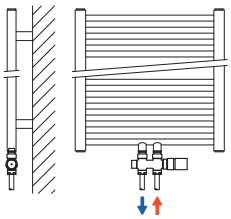

DIRECT THERMOSTATIC VALVE
Copper: 125-white, 127-chrome, 129-inox
Al/PEX: 126-white, 128-chrome, 130-inox

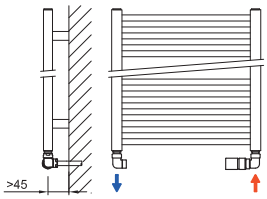

ANGULAR THERMOSTATIC SET – TRIAX, RIGHT
Copper: 101R-white, 103R-chrome, 105R-inox
Al/PEX: 102R-white, 104R-chrome, 106R-inox

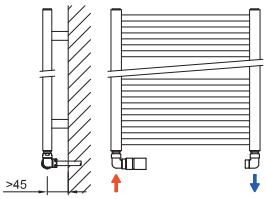

ANGULAR THERMOSTATIC SET – TRIAX, LEFT
Copper: 101L-white, 103L-chrome, 105L-inox
Al/PEX: 102L-white, 104L-chrome, 106L-inox

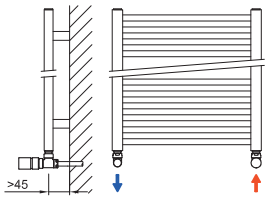

CORNER THERMOSTATIC SET
Copper: 113-white, 115-chrome, 117-inox
Al/PEX: 114-white, 116-chrome, 118-inox

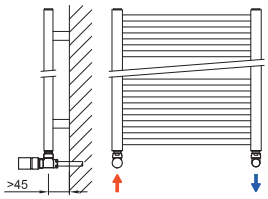

CORNER THERMOSTATIC SET
Copper: 113-white, 115-chrome, 117-inox
Al/PEX: 114-white, 116-chrome, 118-inox

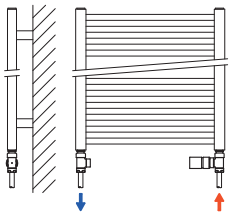

DIRECT THERMOSTATIC SET
Copper: 107-white, 109-chrome, 111-inox
Al/PEX: 108-white, 110-chrome, 112-inox

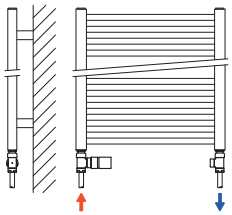

DIRECT THERMOSTATIC SET
Copper: 107-white, 109-chrome, 111-inox
Al/PEX: 118-white, 110-chrome, 112-inox

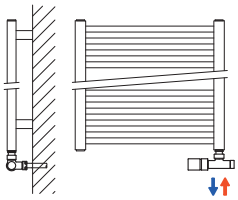

SINGLE-POINT CONNECTION CORNER THERMOSTATIC VALVE, RIGHT
Copper: 145L-white, 147L-chrome, 149L-inox
Al/PEX: 146L-white, 148L-chrome, 150L-inox

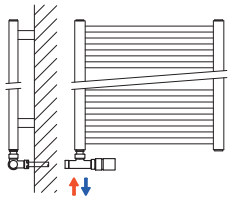

SINGLE-POINT CONNECTION CORNER THERMOSTATIC VALVE, LEFT
Copper: 145R-white, 147R-chrome, 149R-inox
Al/PEX: 146R-white, 148R-chrome, 150R-inox

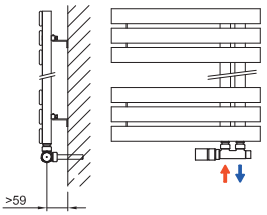

CORNER THERMOSTATIC VALVE, LEFT
Copper: 119L-white, 121L-chrome,
123L-inox, 219L-black
Al/PEX: 120L-white, 122L-chrome,
124L-inox, 220L-black

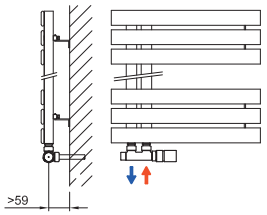

CORNER THERMOSTATIC VALVE, RIGHT
Copper: 119R-white, 121R-chrome,
123R-inox, 219R-black
Al/PEX: 120R-white, 122R-chrome,
124R-inox, 220R-black

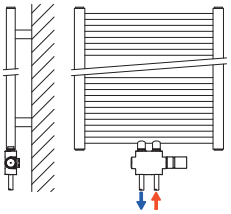

UNIVERSAL THERMOSTATIC VALVE, RIGHT
Copper: 131R-white, 133R-chrome
Al/PEX: 132R-white, 134R-chrome

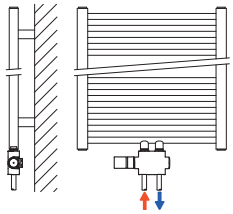

UNIVERSAL THERMOSTATIC VALVE, LEFT
Copper: 131L-white, 133L-chrome
Al/PEX: 132L-white, 134L-chrome

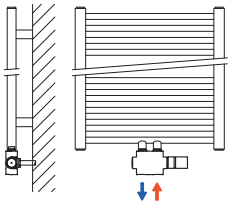

UNIVERSAL THERMOSTATIC VALVE, RIGHT
Copper: 131R-white, 133R-chrome
Al/PEX: 132R-white, 134R-chrome

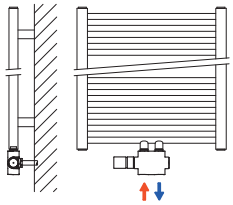

UNIVERSAL THERMOSTATIC VALVE, LEFT
Copper: 131L-white, 133L-chrome
Al/PEX: 132L-white, 134L-chrome

Thermostatic Packs

Thermostatic set

angular – triax

white
chrome
inox

illustration image

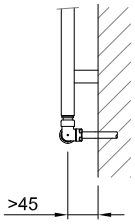

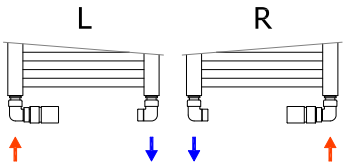

Pack no. 101L / white / left / Code: O37BUCL101
Pack no. 101R / white / right / Code: O37BUCR101
Connection to copper pipes ø 15 mm
Thermostatic head / white
Angular thermostatic valve and lockshield valve / white
Clamping fittings for copper pipes / chrome

Pack no. 102L / white / left / Code: O37BUAL102
Pack no. 102R / white / right / Code: O37BUAR102
Connection to Al/PEX, Al/PERT pipes ø 16×2 mm
Thermostatic head / white
Angular thermostatic valve and lockshield valve / white
Clamping fittings for Al/PEX and Al/PERT / chrome

Pack no. 103L / chrome / left / Code: O37CUCL103
Pack no. 103R / chrome / right / Code: O37CUCR103
Connection to copper pipes ø 15 mm
Thermostatic head / chrome
Angular thermostatic valve and lockshield valve / chrome
Clamping fittings for copper pipes / chrome

Pack no. 104L / chrome / left / Code: O37CUAL104
Pack no. 104R / chrome / right / Code: O37CUAR104
Connection to Al/PEX, Al/PERT pipes ø 16×2 mm
Thermostatic head / chrome
Angular thermostatic valve and lockshield valve / chrome
Clamping fittings for Al/PEX and Al/PERT / chrome

Pack no. 105L / inox / left / Code: O37NUCL105
Pack no. 105R / inox / right / Code: O37NUCR105
Connection to copper pipes ø 15 mm
Thermostatic head / inox
Angular thermostatic valve and lockshield valve / inox
Clamping fittings for copper pipes / inox

Pack no. 106L / inox / left / Code: O37NUAL106
Pack no. 106R / inox / right / Code: O37NUAR106
Connection to Al/PEX, Al/PERT pipes ø 16×2 mm
Thermostatic head / inox
Angular thermostatic valve and lockshield valve / inox
Clamping fittings for Al/PEX and Al/PERT / inox

Thermostatic set

direct

white
chrome
inox

illustration image

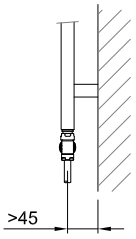

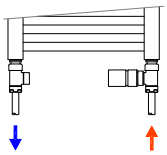

Pack no. 107 / white / Code: O37BPC-107
Connection to copper pipes ø 15 mm
Thermostatic head / white
Direct thermostatic valve and lockshield valve / white
Clamping fittings for copper pipes / chrome

Pack no. 108 / white / Code: O37BPA-108
Connection to Al/PEX, Al/PERT pipes ø 16×2 mm
Thermostatic head / white
Direct thermostatic valve and lockshield valve / white
Clamping fittings for Al/PEX and Al/PERT / chrome

Pack no. 109 / chrome / Code: O37CPC-109
Connection to copper pipes ø 15 mm
Thermostatic head / chrome
Direct thermostatic valve and lockshield valve / chrome
Clamping fittings for copper pipes / chrome

Pack no. 110 / chrome / Code: O37CPA-110
Connection to Al/PEX, Al/PERT pipes ø 16×2 mm
Thermostatic head / chrome
Direct thermostatic valve and lockshield valve / chrome
Clamping fittings for Al/PEX and Al/PERT / chrome

Pack no. 111 / inox / Code: O37NPC-111
Connection to copper pipes ø 15 mm
Thermostatic head / inox
Direct thermostatic valve and lockshield valve / inox
Clamping fittings for copper pipes / inox

Pack no. 112 / inox / Code: O37NPA-112
Connection to Al/PEX, Al/PERT pipes ø 16×2 mm
Thermostatic head / inox
Direct thermostatic valve and lockshield valve / inox
Clamping fittings for Al/PEX and Al/PERT / inox

Thermostatic set

corner

white
chrome
inox

illustration image

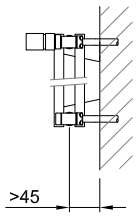

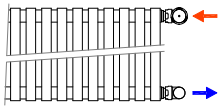

Pack no. 113 / white / Code: O37BRC-113
Connection to copper pipes ø 15 mm
Thermostatic head / white
Corner thermostatic valve and lockshield valve / white
Clamping fittings for copper pipes / chrome

Pack no. 114 / white / Code: O37BRA-114
Connection to Al/PEX, Al/PERT pipes ø 16×2 mm
Thermostatic head / white
Corner thermostatic valve and lockshield valve / white
Clamping fittings for Al/PEX and Al/PERT / chrome

Pack no. 115 / chrome / Code: O37CRC-115
Connection to copper pipes ø 15 mm
Thermostatic head / chrome
Corner thermostatic valve and lockshield valve / chrome
Clamping fittings for copper pipes / chrome

Pack no. 116 / chrome / Code: O37CRA-116
Connection to Al/PEX, Al/PERT pipes ø 16×2 mm
Thermostatic head / chrome
Corner thermostatic valve and lockshield valve / chrome
Clamping fittings for Al/PEX and Al/PERT / chrome

Pack no. 117 / inox / Code: O37NRC-117
Connection to copper pipes ø 15 mm
Thermostatic head / inox
Corner thermostatic valve and lockshield valve / inox
Clamping fittings for copper pipes / inox

Pack no. 118 / inox / Code: O37NRA-118
Connection to Al/PEX, Al/PERT pipes ø 16×2 mm
Thermostatic head / inox
Corner thermostatic valve and lockshield valve / inox
Clamping fittings for Al/PEX and Al/PERT / inox

Thermostatic valve

corner - middle

white
chrome
inox

illustration image

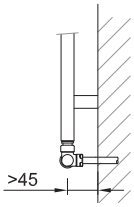

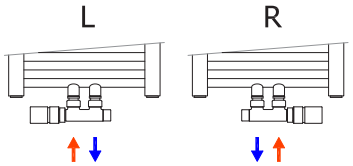

Pack no. 119L / white / left / Code: O37BWCL119
Pack no. 119R / white / right / Code: O37BWCR119
Connection to copper pipes ø 15 mm
Thermostatic head / white
Corner thermostatic valve and lockshield valve / white
Clamping fittings for copper pipes / chrome

Pack no. 120L / white / left / Code: O37BWAL120
Pack no. 120R / white / right / Code: O37BWAR120
Connection to Al/PEX, Al/PERT pipes ø 16×2 mm
Thermostatic head / white
Corner thermostatic valve and lockshield valve / white
Clamping fittings for Al/PEX and Al/PERT / chrome

Pack no. 121L / chrome / left / Code: O37CWCL121
Pack no. 121R / chrome / right / Code: O37CWCR121
Connection to copper pipes ø 15 mm
Thermostatic head / chrome
Corner thermostatic valve and lockshield valve / chrome
Clamping fittings for copper pipes / chrome

Pack no. 122L / chrome / left / Code: O37CWAL122
Pack no. 122R / chrome / right / Code: O37CWAR122
Connection to Al/PEX, Al/PERT pipes ø 16×2 mm
Thermostatic head / chrome
Corner thermostatic valve and lockshield valve / chrome
Clamping fittings for Al/PEX and Al/PERT / chrome

Pack no. 123L / inox / left / Code: O37NWCL123
Pack no. 123R / inox / right / Code: O37NWCR123
Connection to copper pipes ø 15 mm
Thermostatic head / inox
Corner thermostatic valve and lockshield valve / inox
Clamping fittings for copper pipes / inox

Pack no. 124L / inox / left / Code: O37NWAL124
Pack no. 124R / inox / right / Code: O37NWAR124
Connection to Al/PEX, Al/PERT pipes ø 16×2 mm
Thermostatic head / inox
Corner thermostatic valve and lockshield valve / inox
Clamping fittings for Al/PEX and Al/PERT / inox

Thermostatic valve

corner - middle/black

black
black matt

illustration image

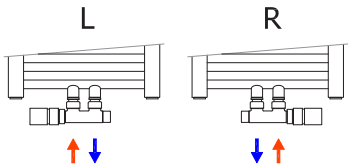

Pack no. 219L / black / left / Code: O37SWCL219
Pack no. 219R / black / right / Code: O37SWCR219
Connection to copper pipes ø 15 mm
Thermostatic head / black
Corner thermostatic valve and lockshield valve / black
Clamping fittings for copper pipes / chrome

Pack no. 220L / black / left / Code: O37SWAL220
Pack no. 220R / black / right / Code: O37SWAR220
Connection to Al/PEX, Al/PERT pipes ø 16×2 mm
Thermostatic head / black
Corner thermostatic valve and lockshield valve / black
Clamping fittings for Al/PEX and Al/PERT / chrome

Pack no. 221L / black matt / left / Code: O37SWCL221
Pack no. 221R / black matt / right / Code: O37SWCR221
Connection to copper pipes ø 15 mm
Thermostatic head / black matt
Corner thermostatic valve and lockshield valve / black matt
Clamping fittings for Al/PEX and Al/PERT / chrome

Pack no. 222L / black matt / left / Code: O37SWAL222
Pack no. 222R / black matt / right / Code: O37SWAR222
Connection to Al/PEX, Al/PERT pipes ø 16×2 mm
Thermostatic head / black matt
Corner thermostatic valve and lockshield valve / black matt
Clamping fittings for Al/PEX and Al/PERT / chrome

Thermostatic valve

direct

white
chrome
inox

illustration image

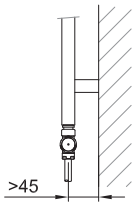

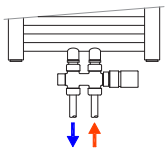

Pack no. 125 / white / Code: O37BFC-125
Connection to copper pipes ø 15 mm
Thermostatic head / white
Direct thermostatic valve and lockshield valve / white
Clamping fittings for copper pipes / chrome

Pack no. 126 / white / Code: O37BFA-126
Connection to Al/PEX, Al/PERT pipes ø 16×2 mm
Thermostatic head / white
Direct thermostatic valve and lockshield valve / white
Clamping fittings for Al/PEX and Al/PERT / chrome

Pack no. 127 / chrome / Code: O37CFC-127
Connection to copper pipes ø 15 mm
Thermostatic head / chrome
Direct thermostatic valve and lockshield valve / chrome
Clamping fittings for copper pipes / chrome

Pack no. 128 / chrome / Code: O37CFA-128
Connection to Al/PEX, Al/PERT pipes ø 16×2 mm
Thermostatic head / chrome
Direct thermostatic valve and lockshield valve / chrome
Clamping fittings for Al/PEX and Al/PERT / chrome

Pack no. 129 / inox / Code: O37NFC-129
Connection to copper pipes ø 15 mm
Thermostatic head / inox
Direct thermostatic valve and lockshield valve / inox
Clamping fittings for copper pipes / inox

Pack no. 130 / inox / Code: O37NFA-130
Connection to Al/PEX, Al/PERT pipes ø 16×2 mm
Thermostatic head / inox
Direct thermostatic valve and lockshield valve / inox
Clamping fittings for Al/PEX and Al/PERT / inox

Thermostatic valve

universal - middle

white
chrome

illustration image

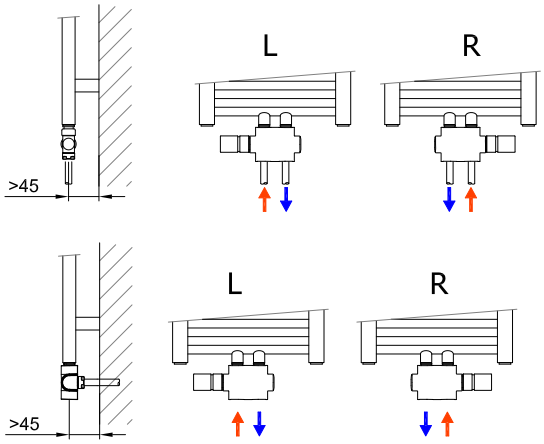

Pack no. 131L / white / left / Code: O37BUCL131
Pack no. 131R / white / right / Code: O37BUCR131
Connection to copper pipes ø 15 mm
Thermostatic head / white
Universal centre thermostatic valve and lockshield valve / white
Clamping fittings for copper pipes / chrome

Pack no. 132L / white / left / Code: O37BUAL132
Pack no. 132R / white / right / Code: O37BUAR132
Connection to Al/PEX, Al/PERT pipes ø 16×2 mm
Thermostatic head / white
Universal centre thermostatic valve and lockshield valve / white
Clamping fittings for Al/PEX and Al/PERT / chrome

Pack no. 133L / chrome / left / Code: O37CUCL133
Pack no. 133R / chrome / right / Code: O37CUCR133
Connection to copper pipes ø 15 mm
Thermostatic head / chrome
Universal centre thermostatic valve and lockshield valve / chrome
Clamping fittings for copper pipes / chrome

Pack no. 134L / chrome / left / Code: O37CUAL134
Pack no. 134R / chrome / right / Code: O37CUAR134
Connection to Al/PEX, Al/PERT pipes ø 16×2 mm
Thermostatic head / chrome
Universal centre thermostatic valve and lockshield valve / chrome
Clamping fittings for Al/PEX and Al/PERT / chrome

Thermostatic valve

compact corner with a heating rod installation option

white
chrome
inox
black matt

illustration image

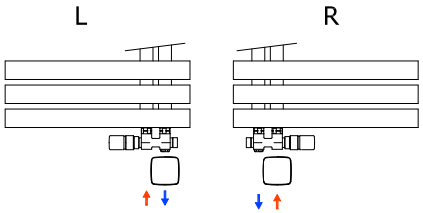

The heating rod regulator allows for both right-side and left-side installation.

Pack no. 137L / white / left / Code: O37BWCL137
Pack no. 137R / white / right / Code: O37BWCR137
Connection to copper pipes ø 15 mm
Thermostatic head / white
Corner thermostatic valve and lockshield valve / white
Clamping fittings for copper pipes / chrome

Pack no. 138L / white / left / Code: O37BWAL138
Pack no. 138R / white / right / Code: O37BWAR138
Connection to Al/PEX, Al/PERT pipes ø 16×2 mm
Thermostatic head / white
Corner thermostatic valve and lockshield valve / white
Clamping fittings for Al/PEX and Al/PERT / chrome

Pack no. 139L / chrome / left / Code: O37CWCL139
Pack no. 139R / chrome / right / Code: O37CWCR139
Connection to copper pipes ø 15 mm
Thermostatic head / chrome
Corner thermostatic valve and lockshield valve / chrome
Clamping fittings for copper pipes / chrome

Pack no. 140L / chrome / left / Code: O37CWAL140
Pack no. 140R / chrome / right / Code: O37CWAR140
Connection to Al/PEX, Al/PERT pipes ø 16×2 mm
Thermostatic head / chrome
Corner thermostatic valve and lockshield valve / chrome
Clamping fittings for Al/PEX and Al/PERT / chrome

Pack no. 141L / inox / left / Code: O37NWCL141
Pack no. 141R / inox / right / Code: O37NWCR141
Connection to copper pipes ø 15 mm
Thermostatic head / inox
Corner thermostatic valve and lockshield valve / inox
Clamping fittings for copper pipes / inox

Pack no. 142L / inox / left / Code: O37NWAL142
Pack no. 142R / inox / right / Code: O37NWAR142
Connection to Al/PEX, Al/PERT pipes ø 16×2 mm
Thermostatic head / inox
Corner thermostatic valve and lockshield valve / inox
Clamping fittings for Al/PEX and Al/PERT / inox

Pack no. 143L / black matt / left / Code: O37SWCL143
Pack no. 143R / black matt / right / Code: O37SWCR143
Connection to copper pipes ø 15 mm
Thermostatic head / black matt
Corner thermostatic valve and lockshield valve / black matt
Clamping fittings for copper pipes / chrome

Pack no. 144L / black matt / left / Code: O37SWALL144
Pack no. 144R / black matt / right / Code: O37SWAR144
Connection to Al/PEX, Al/PERT pipes ø 16×2 mm
Thermostatic head / black matt
Corner thermostatic valve and lockshield valve / black matt
Clamping fittings for copper pipes / chrome

Thermostatic valve

single-point connection corner thermostatic valve

white
chrome
inox

illustration image

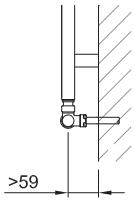

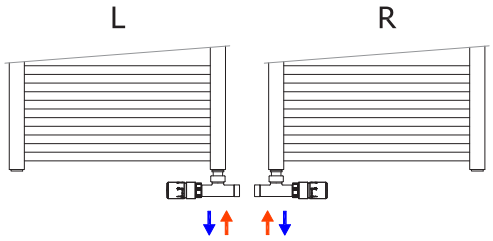

Pack no. 145L / white / left / Code: O37BWCL145
Pack no. 145R / white / right / Code: O37BWCR145
Connection to copper pipes ø 15 mm
Thermostatic head / white
Corner thermostatic valve and lockshield valve / white
Clamping fittings for copper pipes / chrome

Pack no. 146L / white / left / Code: O37BWAL146
Pack no. 146R / white / right / Code: O37BWAR146
Connection to Al/PEX, Al/PERT pipes ø 16×2 mm
Thermostatic head / white
Corner thermostatic valve and lockshield valve / white
Clamping fittings for Al/PEX and Al/PERT / chrome

Pack no. 147L / chrome / left / Code: O37CWCL147
Pack no. 147R / chrome / right / Code: O37CWCR147
Connection to copper pipes ø 15 mm
Thermostatic head / chrome
Corner thermostatic valve and lockshield valve / chrome
Clamping fittings for copper pipes / chrome

Pack no. 148L / chrome / left / Code: O37CWAL148
Pack no. 148R / chrome / right / Code: O37CWAR148
Connection to Al/PEX, Al/PERT pipes ø 16×2 mm
Thermostatic head / chrome
Corner thermostatic valve and lockshield valve / chrome
Clamping fittings for Al/PEX and Al/PERT / chrome

Pack no. 149L / inox / left / Code: O37NWCL149
Pack no. 149R / inox / right / Code: O37NWCR149
Connection to copper pipes ø 15 mm
Thermostatic head / inox
Corner thermostatic valve and lockshield valve / inox
Clamping fittings for copper pipes / inox

Pack no. 150L / inox / left / Code: O37NWAL150
Pack no. 150R / inox / right / Code: O37NWAR150
Connection to Al/PEX, Al/PERT pipes ø 16×2 mm
Thermostatic head / inox
Corner thermostatic valve and lockshield valve / inox
Clamping fittings for Al/PEX and Al/PERT / inox

Thermostatic valve

angular – triax with a heating rod installation option

white
chrome
inox

illustration image

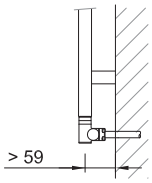

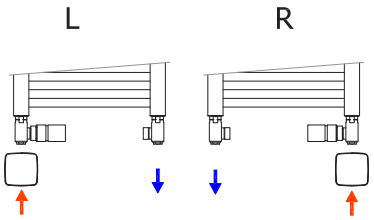

Pack no. 171L / white / left / Code: O37BUCL171
Pack no. 171R / white / right / Code: O37BUCR171
Connection to copper pipes ø 15 mm
Thermostatic head / white
Angular thermostatic valve and lockshield valve / white
Clamping fittings for copper pipes / chrome

Pack no. 172L / white / left / Code: O37BUAL172
Pack no. 172R / white / right / Code: O37BUAR172
Connection to Al/PEX, Al/PERT pipes ø 16×2 mm
Thermostatic head / white
Angular thermostatic valve and lockshield valve / white
Clamping fittings for Al/PEX and Al/PERT / chrome

Pack no. 173L / chrome / left / Code: O37CUCL173
Pack no. 173R / chrome / right / Code: O37CUCR173
Connection to copper pipes ø 15 mm
Thermostatic head / chrome
Angular thermostatic valve and lockshield valve / chrome
Clamping fittings for copper pipes / chrome

Pack no. 174L / chrome / left / Code: O37CUAL174
Pack no. 174R / chrome / right / Code: O37CUAR174
Connection to Al/PEX, Al/PERT pipes ø 16×2 mm
Thermostatic head / chrome
Angular thermostatic valve and lockshield valve / chrome
Clamping fittings for Al/PEX and Al/PERT / chrome

Pack no. 175L / inox / left / Code: O37NUCL175
Pack no. 175R / inox / right / Code: O37NUCR175
Connection to copper pipes ø 15 mm
Thermostatic head / inox
Angular thermostatic valve and lockshield valve / inox
Clamping fittings for copper pipes / inox

Pack no. 176L / inox / left / Code: O37NUAL176
Pack no. 176R / inox / right / Code: O37NUAR176
Connection to Al/PEX, Al/PERT pipes ø 16×2 mm
Thermostatic head / inox
Angular thermostatic valve and lockshield valve / inox
Clamping fittings for Al/PEX and Al/PERT / inox

Chrome cover

A chrome connection cover can be ordered
for all thermostatic sets.

O37CU--901 / set

Heating Unit Electrical Connection

Selected radiator types bearing the symbol can be operated as independent electric heaters, electric clothes dryers or heating units for combined connection.

Electric radiators

Electric heating units designed for interior heating. Electric radiators are supplied with an installed heating rod and a temperature regulator or a heating foil. Each unit with a heating rod is filled with an antifreeze fluid (down to -5 °C), tested and sealed. The heating units are equipped with a Nexus system heating rod installed in the right-side flow pipe as standard. The Rio and Neo regulators are supplied separately. Electrical heating units with a white finish include a white regulator. Units in all other colour variations come with a chrome regulator. The heating rod can also be installed in the left-side flow pipe of the heating unit if requested. However, a left-side installation requirement must be noted in the order. Electric radiators with a heating foil facilitate heating with no fluid in the radiator. The heating foil ensures that the entire surface of the radiator is uniformly heated. Temperature control is via a digital thermostat. All heating units are operated in accordance with Directive 2009/125/EC of the European Parliament and of the Council and Commission Regulation (EU)2015/1188 with regard to the ecodesign requirements for local space heaters.

Heating units for combined heating

The heating units come in basic design as for integration into the central heating system. In Nexus system heaters, the electric heating components are already fitted. The selected type of regulator for the Nexus system must be ordered separately. The units are not filled with an antifreeze fluid. During electric operation, the thermostatic valve must be closed to prevent heated water from flowing into the heating system.

Electric dryers

Electric heating units designed for cloth drying. Our electric towel rails come with an installed heating rod and a regulator. Each unit is filled with an antifreeze fluid (down to -5 °C), tested and sealed. Once properly installed and connected to the power supply, the purchased towel rail is ready for immediate operation. The rails are fitted with the basic electric Z heating rod and Mini PW or Solo regulator. Electric towel rails with a white finish include a white regulator. Units in all other colour variations come with a chrome regulator. The basic Z heating rod and the Nexus system heating rod can also be installed in the left-side flow pipe of the heating unit upon request. However, a left-side installation requirement must be noted in the order. Towel rail operation is in full compliance with EN 60335-2-43.

Electric radiator placement in the bathroom

Electric bathroom radiators, dryers and combined heating units can be installed in zones 2 and 3 (in accordance with ČSN 33 2000-7-701). Electric units must be connected to a 230 V/50 Hz power supply using a corresponding socket in line with ČSN 35 4515.

Protection rating and placement of electric units in protection zones

Z heating rod	**protection IP44**	**zone 2 a 3**
Mini PW	**protection IPX4**	**zone 2 a 3**
Vision	**protection IP44**	**zone 2 a 3**
Solo (Nexus)	**protection IPX4**	**zone 2 a 3**
Rio (Nexus)	**protection IPX4**	**zone 2 a 3**
Neo (Nexus)	**protection IPX4**	**zone 2 a 3**

Basic installation and operation guidelines for electric radiators and heaters

- Basic installation and operation guidelines for electric radiators and heaters
- The regulator must always be installed in a vertical position with water supplied from the bottom.
- The heating rod power input is selected based on recommendations for individual heating units. Using a heating rod with a higher power input won't increase the heat output, on the contrary, it will decrease its service life. Do not loosen the heating unit blind plugs.
- Heaters likely to be placed in bathrooms must be installed in a way that prevents users from touching the switch or other control components while in a bath or shower.
- Improper installation may result in damage to the unit, electric shock or burn injuries. Never place the heater directly below a wall socket.
- Have the suitability of your sockets tested by a licensed electrician (ČSN 35 4515). The radiator must be installed no less than 25 cm (or 60 cm in the case of dryers) above floor lever.
- When installing the unit outside of the Czech Republic, care should be taken to comply with relevant national regulations.
- The regulators connect to a 230 V/50 Hz power supply via a flexible cord terminated with a male plug designed for standard wall plugs installed in accordance with ČSN standards. The equipment must be protected by a residual current device with 30 mA release current.
- Electric shock protection must be provided in accordance with ČSN 33 2000-4-41.
- In the event of a fixed connection of the appliance to the power supply, the regulator lead must be fitted with a master switch (cut-out), which is readily accessible and disconnects both poles of the power supply.
- Connection to the power supply and verification of installation suitability can only be performed by a licensed electrician.

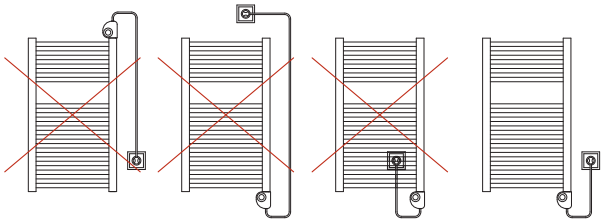

Applies to all listed regulators and rods.

Electric Drying Sets

Bathroom ladder heaters are suitable for heating water systems with forced circulation and can be integrated with electric clothes drying.

Electric clothes drying sets constitute electric dryers. Units with a built-in electric drying set can be operated independently of the central heating system. The set includes a basic heating rod or a Mini PW regulator rod with the recommended power input depending on the towel rail type. If you are contemplating clothes drying using the heating rod alone, consideration should also be given to installing a timer switch. When using the set, due care must be taken in choosing the location of the unit in the bathroom, taking into account the position of the wall socket, the length of the supply cable and the required IP rating of the regulator.

MINI PW REGULATOR HEATING ROD

Power input [W]/ Length [mm]	WHITE	CHROME	BLACK
	Code	Code	Code
200 / 320	O14-1S020M01-01_EN	O14-1S020M80-01_EN	O14-1S020M51-01_EN
300 / 400	O14-1S030M01-01_EN	O14-1S030M80-01_EN	O14-1S030M51-01_EN
400 / 480	O14-1S040M01-01_EN	O14-1S040M80-01_EN	O14-1S040M51-01_EN
500 / 560	O14-1S050M01-01_EN	O14-1S050M80-01_EN	O14-1S050M51-01_EN
600 / 680	O14-1S060M01-01_EN	O14-1S060M80-01_EN	O14-1S060M51-01_EN
700 / 730	O14-1S070M01-01_EN	O14-1S070M80-01_EN	O14-1S070M51-01_EN
800 / 820	O14-1S080M01-01_EN	O14-1S080M80-01_EN	O14-1S080M51-01_EN
900 / 910	O14-1S090M01-01_EN	O14-1S090M80-01_EN	O14-1S090M51-01_EN
1000 / 980	O14-1S100M01-01_EN	O14-1S100M80-01_EN	O14-1S100M51-01_EN
1200 / 1150	O14-1S120M01-01_EN	O14-1S120M80-01_EN	O14-1S120M51-01_EN

Z HEATING ROD (WITHOUT REGULATOR)

Power input [W]/ Length [mm]	WHITE	BLACK
	Code	Code
200 / 380	O14-1S020Z00-01_EN	O14-1S020Z51-01_EN
300 / 380	O14-1S030Z00-01_EN	O14-1S030Z51-01_EN
400 / 435	O14-1S040Z00-01_EN	O14-1S040Z51-01_EN
500 / 435	O14-1S050Z00-01_EN	O14-1S050Z51-01_EN
600 / 550	O14-1S060Z00-01_EN	O14-1S060Z51-01_EN
700 / 550	O14-1S070Z00-01_EN	O14-1S070Z51-01_EN
800 / 720	O14-1S080Z00-01_EN	O14-1S080Z51-01_EN
900 / 720	O14-1S090Z00-01_EN	O14-1S090Z51-01_EN
1000 / 720	O14-1S100Z00-01_EN	O14-1S100Z51-01_EN
1200 / 875	O14-1S120Z00-01_EN	O14-1S120Z51-01_EN

T-PIECE

T-piece	Code
G 1/2	484000250

Regulators

Regulators with Nexus system

The innovative heating rod - regulator connection facilitates the replacement of the existing regulator for a new one with a different design or improved functions. Our range includes basic regulators, regulators with advanced functions or Wi-Fi connectivity.

nexus
easy connect



NEW PRODUCT

Benefits

- Nexus system heating rod compatibility with any Nexus regulator
- quick and easy installation*

*Installation may only be performed by qualified persons

Solo

A basic regulator with Nexus system designed for electric dryers controlled by touch buttons. It supports various operating modes, including timer, boost and antifreeze. The timer activates the heating function every 12 or 24 hours.

Order code: O30-1S000G01-01_EN

Order code: O30-1S000G80-01_EN

Technical data

Operating modes	
· timer 12 h and timer 24 h	· antifreeze
· manual	· lock screen
· stand- by	· factory reset
· boost	
Power range	5 levels adjustable by settings based on electric heating element power capacity
Installation	on the right side (on the left side - must be specified in the order)
Connection system	Nexus
Connection	straight 120 cm electric cable terminated with a plug
Display type	capacitive touchscreen interface
Colour of display	white/black
Colour of regulator	chrome/white
Protection zone	2 and 3
Available heating rods	200 W–1 200 W
Dimensions	61.5 × 70 × 50 mm
Power supply	230 V/ 50 Hz
Protection category	I
Degree of protection	IPX4
Working temperature	0°–40°C
Max humidity level	RH 85% at 25°C (without condensation)

Rio

A stylish regulator with Nexus system for electric radiators with an easy-to-read backlit LCD display and intuitive control. Its shape lends itself to being used with all designer radiators. Operating modes such as ECO, weekly programming, open window detection and a built-in temperature sensor help reduce heating costs. Available in a WIFI version that allows the regulator to be controlled using a mobile app.

Order code: O30-1S000Q01-01_EN
Order code: O30-1S000F01-01_EN (WIFI)

Order code: O30-1S000Q80-01_EN
Order code: O30-1S000F80-01_EN (WIFI)

Technical data

Operating modes	
· comfort	· antifreeze
· ECO	· boost
· weekly program	· keyboard lock
· open window detection	· factory reset
Temperature range of room	+7°C to +25°C
Installation	on the right side (on the left side - must be specified in the order)
Connection system	Nexus
Connection	straight 120 cm electric cable terminated with a plug
Display type	LCD with backlit
Colour of regulator	white/chrome
Protection zone	2 and 3
Available heating rods	200 W–1200 W
Dimensions	61.5 × 70 × 50 mm
Power supply	230 V/ 50 Hz
Protection category	I
Degree of protection	IPX4
Working temperature	0°–40°C
Max humidity level	RH 85% at 25°C (without condensation)
WIFI connection	available WIFI version

Calculation of electric and combi units with the Nexus system

Use our configurator to determine the final price:

water model radiator price + **surcharge for electrification** + **price of the selected regulator** = **electric and combi unit price**

Neo

A stylish regulator with Nexus system for electric radiators with an easy-to-read backlit LCD display and intuitive control. The tilt of the display improves its readability and facilitates operation. Operating modes such as ECO, weekly programming, open window detection and a built-in temperature sensor help reduce heating costs. Available in a WIFI version that allows the regulator to be controlled using a mobile app.

Order code: O30-1S000Y01-01_EN
Order code: O30-1S000X01-01_EN (WIFI)

Order code: O30-1S000Y80-01_EN
Order code: O30-1S000X80-01_EN (WIFI)

Technical data

Operating modes	
· comfort	· antifreeze
· ECO	· boost
· weekly program	· keyboard lock
· open window detection	· factory reset
Temperature range of room	+7°C to +25°C
Working temperature	0°–40°C
Installation	on the right side
Connection thread	Nexus
Connection	straight 120 cm electric cable terminated with a plug
Display type	LCD with backlit
Colour of regulator	white/chrome
Protection zone	2 and 3
Available heating rods	200 W–1 200 W
Dimensions	140 × 66 × 60 mm
Power supply	230 V/ 50 Hz
Protection category	I
Degree of protection	IPX4
Max humidity level	RH 85% at 25°C (without condensation)
WIFI connection	available WIFI version

Price calculation examples for Nexus system electric units

Example
Grenada 695/450 electro Nexus, snow white RAL 9016, selected regulator Rio white

Calculation
Grenada 695/450 water model + surcharge for electrification + price of the Rio white regulator = electric unit price

Order
DGRE06950450**EK**01 + O30-1S000Q01-01_EN

Price calculation examples for Nexus system-combined heating units

Example
Grenada 695/450 for combined heating, snow white, reg. Rio white

Calculation
Grenada 695/450 water model + Nexus system electrification surcharge + price of the Rio white regulator = combi unit price

Order
DGRE06950450**DK**01 + O30-1S000Q01-01_EN

Other regulators for electric drying and heating

Z heating rod

Z heating rod, without a regulator. Standard right lower flow pipe installation. Left-side installation requirement must be specified in the order.

NEW PRODUCT

Technical data

Working voltage	230 V/50 Hz
Protection category	I
Degree of protection	IP44
Installation	on the right side (on the left - must be specified in the order)
Connection thread	G 1/2" outer
Connection	coiled 120 cm electric cable terminated with a plug (max. 280 cm when fully stretched)
Colour of cable	white/black

Mini PW

A basic regulator with a dial for controlling the dryer output at a scale of 20 to 100% of the rated output. In the min. position the regulator is OFF, while in the max. position it remains constantly ON.

Technical data

Working voltage	230 V/50 Hz
Protection category	I
Degree of protection	Ipx4
Working temperature	0–50 °C
Working humidity	0–85 % (without condensation)
Power range	20-100 % of the nominal output of towel dryer
Installation	on the right side (on the left for models Koro, Koro Plus)
Connection thread	G 1/2" outer (on the heating rod)
Connection	straight 120 cm electric cable terminated with a plug
Colour of regulator	white/chrom/black
Colour of cable	white/grey
Protection zone	2 and 3
Available heating rods	200 W–1 200 W
Dimensions	65 × 75 × 40 mm

Vision

NEW PRODUCT

A programmable electrical regulator with a large TFT display. The tilt angle of the display improves its readability and facilitates control. The regulator can be controlled manually or via the Tevolve app from anywhere with Internet access. Operating modes such as ECO, hourly programming or open window detection help cut down on heating costs.

Technical data

Operating modes	· antifreeze
· comfort	· boost
· ECO	· keyboard lock
· weekly program	· factory reset
· open window detection	· manual
Communication radio frequency	868 MHz
Installation	on the right side
Connection thread	G1/2" outer (on the heating rod)
Connection	straight 120 cm electric cable terminated with a plug
Display type	TFT display with backlit
Colour of regulator	white/black
Protection zone	2 and 3
Available heating rods	200–1 200 W
Dimensions	150 × 70 × 38 mm
Power supply	230 V, 50 HZ
Protection category	I
Degree of protection	IP44
Working temperature	0°–40°C

Gateway

- electric heating controller
- multiple unit control
- energy saving

WORKS WITH alexa

Google Assistant

Calculation for electric drying and heating

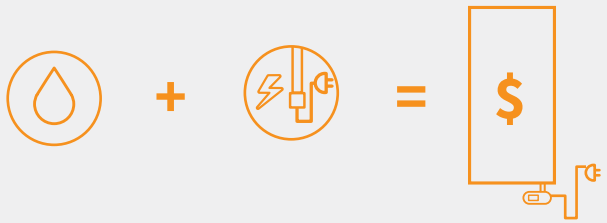

water model radiator price | **surcharge for heating rod / regulaotr** | **electric and combi unit price**

Use our configurator to determine the final price:

Price calculation examples for electric units with Mini PW reg.

The units are fitted with the electric selected heating rod (basic heating rod Z; heating rod with reg. Mini PW; heating rod with reg. Vision)

Example
Grenada 695/450 elektro, electro, snow white RAL 9016, reg. Mini PW white
Calculation
Grenada 695/450 water model + heating rod and Mini PW reg. electrification surcharge = electric unit price
Order
DGRE06950450**MK**01

Price calculation examples for electric drying units

Only for basic heating rod Z or heating rod with reg. Mini PW

Example
Grenada 695/450 for electric drying, snow white RAL 9016, Mini PW White reg. set
Calculation
Grenada 695/450 water model + price of the electric drying set Mini PW = price of the electric drying
Order
DGRE06950450**SK**01 + O14-1S030M01-01_EN
*electric drying sets see page 107

MELODY Bathroom Radiators – General Information

Manufactured mostly from steel profiles and pipes, MELODY heating units are primarily designed for heating bathrooms and residential areas and for use within heating systems that rely solely on heating (treated) water supplied via forced circulation. The surface treatment is applied in a manner that is considerate to the environment, provides a long-term corrosion and mechanical resistance and conforms to sanitary standards. Snow/traffic white RAL 9016 is the basic colour. For additional shades, see the "ISAN Colour Reference Chart". Other shades incur an additional charge based on the colour type. Stainless steel radiators feature a brushed finish.

Surface Treatment and Warranty

The warranty only covers manufacturing and/or material defects which occur during the warranty period. Central heating radiators are covered by an extended 5-year warranty that begins from the date of product delivery. Electric heating units carry a 5-year warranty on the surface finish and a 2-year warranty on all electrical components from the date of sale. Heating units with a colourless finish carry a 4-year warranty. Warranty repairs of electric units are conducted exclusively at designated locations. A warranty card is enclosed with each radiator.

Warranty Conditions

The customer's right to warranty repairs shall be forfeited in the event that the heating units were:

- Installed in buildings, at facilities or on premises where higher levels of humidity are a concern; this applies particularly to public toilets, car wash facilities, animal pens, indoor swimming pools, etc.
- Stored outdoors, exposed to the elements and/or stored at temperatures below -5 °C.
- Damaged and their water tightness compromised due to corrosion caused by, for example, inappropriate chemical composition of the heat-transfer fluid.
- Deformed as a result of improper transportation or exceeding the maximum operating excess pressure limit.
- Mechanically or otherwise damaged due to mishandling by the customer or during transportation.
- Damaged either intentionally or accidentally as a consequence of a natural disaster or other incidents.
- Operated subsequent to the discovery of the claimed defect, whereby the condition of the product was altered to a degree which would make it difficult to assess the defect being claimed.
- Unprofessionally installed or whose framework was tampered with without approval of the seller.
- Used for other than normal purposes, particularly for drying fabrics directly on the radiators without the use of the appropriate drying equipment and accessories, which causes damage to the surface coating.
- Damaged due to the use of detergents not suitable for the respective radiator surface treatment.
- Purchased at a discount due to defects about which the purchaser was notified.

Furthermore, the customer shall lose the right to warranty repairs in the event of any unauthorised changes in the warranty card, an incomplete warranty card or loss of the warranty card. The warranty shall not apply to wear beyond normal wear and tear. If no defect caused by the manufacturer is detected during the inspection, or if warranty conditions are not met, all costs associated with said inspection and/or repair shall be borne by the purchaser. All defective units sent by mail must be properly wrapped to prevent further damage during transportation. No such damage will be taken into account when assessing the claim.

MELODY Designer Radiator Ordering Process

Order → IKARIA, height 732 mm, 500 mm,
standard connection SK, colour RAL 9016, no atypical design

Code example:

DIKA07320500SK01-

1.	2.	3.	4.	5.	6.	7.	8.	9.	10.	11.	12.	13.	14.	15.	16.	17.
D	I	K	A	0	7	3	2	0	5	0	0	S	K	0	1	–
MODEL					HEIGHT				LENGTH			CONNECTION		COLOUR		ATYP

1. 2. 3. 4.	NAME ABBREVIATION	
D	IKA	(=IKARIA)
D	QUA	(=QUADRAT)
D	OCT	(=OCTAVA)
D	OCD	(=OCTAVA DOUBLE)

HEIGHT (MM)	5.	6.	7.	8.
	0	7	3	2

LENGTH (MM)	9.	10.	11.	12.
	0	5	0	0

13.	TYPE OF HEATING UNIT
S	Standard connection to central heating system
Z	Electrical connection without regulator
M	Electrical connection with the Mini PW controller
P	Electrical connection with the Vision controller (Gateway is included)
E	Electrical connections for the Nexus system (Solo, Rio, Neo)*
A	Electrical connection with heating foil
D	Heating units for combined heating fot the Nexus system (Rio, Neo)*

14.	CONNECTION
K	Standard version of pipe radiator connection 4xG1/2"
M	Middle connection with span 50 mm 2×G1/2"
U	Universal connection 4xG1/2"
D	Middle connection span 50 mm 2×G1/2" with cover
B	Side connection 2×G1/2"

* necessary to order a regulator for the Nexus system on p. 108-109

15., 16.	CODE COLOUR										
CODE	RAL	CODE	RAL	CODE	RAL	CODE	RAL	CODE	RAL	CODE	RAL
01	9016	19	9005	27	S33	51	S40	69	S10	84	S20
04	9001	22	S28	28	S34	61	S02	72	S13	96	STICKER
06	6021	23	S29	29	S35	62	S03	88	S41	97	PRINT
07	5014	24	S30	48	S36	64	S05	80	CHROME	99	OTHER
08	3002	25	S31	49	S37	67	S08	81	inox		
14	9018	26	S32	50	S38	68	S09	83	S19	-	

17.	ATYP
N	Atypical unit - indicating an alternative unit design; see Modification options (e.g. non-standard colour, dimensional change, Variant Photo coating, perpendicular-to-wall mounting, etc.)
P	Standard unit with corrosion protection, in a colour as per the selected shade
R	Atypical unit with corrosion protection, in a colour as per the selected shade

Melody designer radiator abbreviations for coding purposes

Akros with hooks	DAKH	Collom Mirror	DCMM	Gradda Inox	DXGR	Ori	DORI
Akros One	DAKO	Collom Uni	DCLK	Grenada	DGRE	Palmyra Chrom	DPAL
Akros Uni	DAKU	Coron	DCVS	Grenada Radius	DGRR	Pillar	DPIL
Antika Cube	DANC	Coron Double Horizontal	DCHD	Grenada Chrom	DGRE	Quadrat Sky	DQUS
Antika Double	DAND	E-Arte	DEAI	Grenada Radius Chrom	DGRR	Quadrat Sky Plus	DQSP
Arte	DATP	E-Cult	DECI	Grenada Plus	DGRP	Quadrat Inox	DXQU
Atria	DLAV	Echo	DECC	Ikaria	DIKA	Quadrat, Quadrat Chrom	DQUA
Aura	DDIN	Echo Inox	DXEC	Ikaria Radius	DIKR	Rytmo	DRTM
Aura Chrom	DDIN	E-Saga	DCSI	Ikaria Double	DIKD	Rytmo with hooks	DRTH
Avondo	DLNN	E-Stela	DESI	Life	DLIF	Silla Inox	DXSI
Calypso SK	DCAL	Falco	DCOC	Mapia Sky	DMAS	Silla Radius Inox	DXSR
Calypso SM	DCAL/DCAP	Finix	DTKR	Mapia Sky Plus	DMSP	Space	DKOS
Carme	DCAR	Flexi	DFLE	Miro SK	DMIR	Variant	DVAR
Club Sky	DCLS	Flexi with hooks	DFLH	Miro SM	DMIR/DMIL	Variant Photo	DVAR
Collom	DCLM	Fresh	DFRE	Octava	DOCT	Variant Cool	DVCL
Collom Double	DCLD	Fresh Chrom	DFRE	Octava Double	DOCD	Variant Mirror	DVMR
Collom Double Horizontal	DCDH	Gala	DGAL	Ori Open	DORO		

Orders for one-sided into space fixing and other parameters as per product specifications; include a note in the order.

Heating Output and Connection Configurations

The heating output of individual units varies in the way they are connected to the heating system - the bottom-down connection reduces the heating output by 0 ~ 10%, while the top-up connection should not be used at all. Additional aspects with an adverse effect on the heating output include installation of heating units on walls other than perimeter walls, failure to maintain the required radiator-to-wall clearance or the use of various covers or window sills. Chrome plating reduces the heating output by as much as 0 ~ 30%. Alternative connection configurations are available upon request.

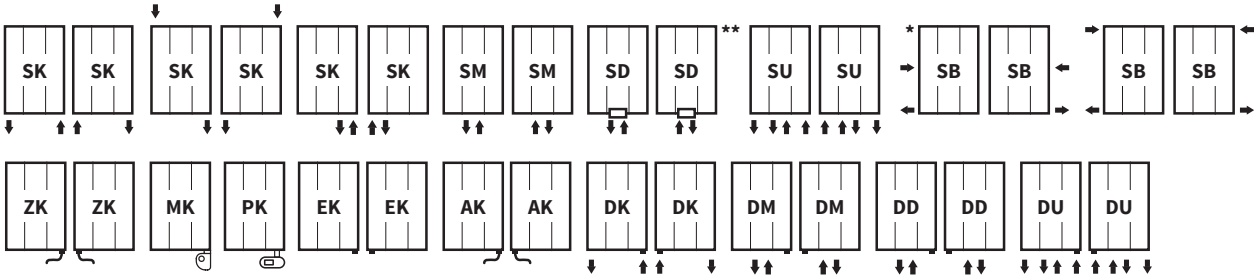

*Adjustable connection position ** For SD connection details see p. 83

Available heating unit-connection combinations

SK	Standard connection
SM	Middle connection
SD	Middle connection with cover
SU	Univarsal connection
SB	Side connection
ZK	Dryer with basic heating rod Z
MK	Dryer with Mini PW regulator
PK	Electrical connection with the Vision controller (Gateway is included)

EK	Electrical connection for the Nexus system
AK	Electrical radiator - with a heating foil
DK	Combi + standard connection
DM	Combi + middle connection
DD	Combi + middle connection with cover
DU	Combi + universal connection

Note: to connect EK, DK, DM, DD and DU must be ordered separately regulator see page 108-109.

Note: the Mini PW and Vision controller is installed on the right

Pastel shades for the bathroom

More and more people are choosing pastel colors for their bathrooms. Pastels have a calming effect, creating a feeling of peace, harmony and relaxation. The shades of pastel colors are mostly light and neutral, giving the bathroom a bright and fresh look. Pastel colors can be combined tone-on-tone or with darker shades for more striking effect. These types of bathrooms combine exceptionally well with wooden decor, ceramic or wicker accessories. If you are looking to redesign your bathroom in pastel tones, there is no need to rush into renovation right away; just add a few pastel features to the interior, such as a sink, towel, soap dispenser or bathroom radiator. Our selection includes 8 shades of pastel colors to choose from for your bathroom radiator.

colour series	**RAL 3015 MAT**
shade	light pink matt
finish	matt
extra charge	✓
order code	K2

colour series	**RAL 7040 MAT**
shade	window grey matt
finish	matt
extra charge	✓
order code	K3

colour series	**RAL 4004 MAT**
shade	claret violet matt
finish	matt
extra charge	✓
order code	K4

colour series	**RAL 6027 MAT**
shade	light green matt
finish	matt
extra charge	✓
order code	K5

colour series	**RAL 5024 MAT**
shade	pastel blue matt
finish	matt
extra charge	✓
order code	K6

colour series	**RAL 6019 MAT**
shade	pastel green matt
finish	matt
extra charge	✓
order code	K7

colour series	**RAL 1019 MAT**
shade	grey beige matt
finish	matt
extra charge	✓
order code	K8

Colour surcharges

30 %
Colours from the ISAN colour chart

30 %
Other K7 CLASSIC chart colours (1-10 pc)

25 %
Anti-corrosion finish

Individual calculation
Metallic and neon colours over 10 pc

Colour Reference Chart

colour series	**RAL 9016**
shade	snow/traffic white
finish	-
extra charge	-
order code	01

colour series	**S09**
shade	snow white
finish	texture
extra charge	✓
order code	68

colour series	**RAL 9001**
shade	ivory/cream
finish	-
extra charge	✓
order code	04

colour series	**S31**
shade	champagne
finish	metallic
extra charge	✓
order code	25

colour series	**RAL 9018**
shade	papyrus white
finish	-
extra charge	✓
order code	14

colour series	**S08**
shade	ivory
finish	texture
extra charge	✓
order code	67

colour series	**S27**
shade	khaki
finish	texture
extra charge	✓
order code	21

colour series	**S36**
shade	antique gold
finish	metallic
extra charge	✓
order code	48

colour series	**S32**
shade	pink coral
finish	texture
extra charge	✓
order code	26

colour series	**RAL 3002**
shade	fiery red
finish	-
extra charge	✓
order code	08

colour series	**S34**
shade	ruby
finish	-
extra charge	✓
order code	28

colour series	**S13**
shade	sandstone
finish	texture
extra charge	✓
order code	72

colour series	**S28**
shade	gold olive
finish	texture
extra charge	✓
order code	22

colour series	**RAL 6021**
shade	linden green
finish	-
extra charge	✓
order code	06

colour series	**S29**
shade	aquamarine
finish	metallic
extra charge	✓
order code	23

colour series	**RAL 5014**
shade	pigeon blue
finish	-
extra charge	✓
order code	07

colour series	**S30**
shade	sapphire
finish	texture
extra charge	✓
order code	24

colour series	**S33**
shade	lava ash
finish	texture
extra charge	✓
order code	27

colour series	**S03**
shade	copper
finish	metallic
extra charge	✓
order code	62

colour series	**S19**
shade	brass
finish	metallic
extra charge	✓
order code	83

colour series	**S38**
shade	dark grey
finish	texture
extra charge	✓
order code	50

colour series	**S05**
shade	silver
finish	metallic
extra charge	✓
order code	64

colour series	**S37**
shade	light grey
finish	texture
extra charge	✓
order code	49

colour series	**S02**
shade	anthracite
finish	metallic
extra charge	✓
order code	61

colour series	**S35**
shade	cinnamon
finish	texture
extra charge	✓
order code	29

colour series	**S10**
shade	slate
finish	texture
extra charge	✓
order code	69

colour series	**RAL 9005**
shade	black
finish	-
extra charge	✓
order code	19

colour series	**S40**
shade	black velvet
finish	matt
extra charge	✓
order code	51

Surface treatment

colour series	**chrome**
order code	80

colour series	**inox**
order code	81

Special treatment

colour series	**S41**
shade	white
finish	antibacterial*
extra charge	✓
order code	88

colour series	**S20**
shade	transparent paint
finish	transparent paint
extra charge	✓
order code	84

*A silver-ion antibacterial finish provides protection against a wide range of bacteria and mildew.
The printed version of the colour chart is for reference only and does not correspond to the actual surface treatment shades.

Alphabetical Product Listing and Bespoke Radiator Options

Page	Name	Standard height [mm]	Height range [mm]	Increment [mm]	Standard length [mm]	Length range [mm]	Increment [mm]	Surface finish	Anti-corrosion finish Primer	Combi version	Electro version	Standard connection (SK)	Middle connection (SM)	Side connection (SB)	Universal connection (SU)	Suitable for low temperature gradient	One-sided into space fixing
42	AKROS WITH HOOKS	1500, 1800	600-2000	10	170,350,470,590	170-830	60	colour	✓	-	-	-	standard	✓	-	✓ SB	-
42	AKROS ONE	1800	-	-	50	-	-	colour	✓	-	✓	standard	-	-	-	-	-
44	AKROS UNI	1500, 1800	-	-	170,350,470,590	-	-	colour	✓	-	standard	-	-	-	-	-	-
40	ANTIKA CUBE	1800	600-2000	10	295, 415, 595	295-745	30	colour	✓	-	-	-	standard	✓	-	✓ SB	-
40	ANTIKA DOUBLE	1800	600-2000	10	282, 462, 606	282-966	36	colour	✓	-	-	-	standard	✓	-	✓ SB	-
18	ARTE	1525,1765	645-2005	80	456,606	456-756	10	colour	✓	✓	✓	standard	✓	-	-	-	-
64	ATRIA	800, 1120, 1520	640-2000	80	550	420-1000	10	colour	✓	✓	✓	standard	✓	-	-	-	-
74	AURA	1140, 1380, 1860	420-1860	120	300,400,500	300-600	100	colour	✓	✓	✓	standard	✓	-	-	✓	✓
74	AURA CHROM	1140, 1380	420-1740	120	300, 400	300-600	100	chrome	-	✓	✓	standard	✓	-	-	-	✓
80	AVONDO	775, 1215, 1575, 1775	615-1975	40	500, 600	-	-	colour	✓	✓	✓	standard	✓	✓	-	✓	✓
24	CARME	1143, 1543, 1703	-	-	605	-	-	colour	✓	✓	✓	standard	✓	-	-	✓	-
46	CALYPSO SK	982, 1246, 1510, 1774	-	-	500,600	-	-	colour	✓	✓	✓	standard	-	-	-	-	-
46	CALYPSO SM	982, 1246, 1510, 1774	-	-	500,600	-	-	colour	✓	✓	-	-	standard	-	-	-	-
66	CLUB SKY	1182, 1470, 1758	606-1998	48	600	400-1000	10	colour	-	✓	✓	standard	✓	-	-	-	-
26	COLLOM	1500, 1800	500-2000	10	298, 450, 602	298-982	76	colour	-	-	-	-	standard	✓	-	✓ SB	-
28	COLLOM DOUBLE	1800	500-2000	10	298,450,602	298-754	76	colour	-	-	-	-	standard	✓	-	✓ SB	-
34	COLLOM DOUBLE HORIZONTAL	602	298-754	76	1000, 1400, 1800	600-2000	10	colour	-	-	-	standard	-	-	-	✓	-
32	COLLOM MIRROR	1800	500-2000	10	602	298-982	76	colour	-	-	-	-	standard	✓	-	✓ SB	-
30	COLLOM UNI	1800	-	-	298, 450, 602	-	-	colour	-	✓	✓	standard	-	-	-	✓	-
12	CORON	1000, 1500, 1800	1000-1800	100	330	-	-	colour	✓	-	-	✓	-	standard	-	✓	-
12	CORON DOUBLE HORIZONTAL	330	-	-	1000,1500,1800	1000-1800	100	colour	✓	-	-	✓	-	standard	-	✓	-
94	E-ARTE	1765	-	-	456, 606	-	-	colour	✓	-	standard	-	-	-	-	-	-
92	E-CULT	1765	-	-	606	-	-	colour	✓	-	standard	-	-	-	-	-	-
56	ECHO	955, 1215, 1735	695-1735	260	500, 600	-	-	colour	-	✓	✓	standard	-	-	-	-	-
56	ECHO INOX	1000, 1220, 1660	780-1880	220	500	400-600	50	brushed stainless steel	-	✓	✓	standard	-	-	-	-	-
96	E-SAGA	1765	-	-	456, 606	-	-	colour	✓	-	standard	-	-	-	-	-	-
96	E-STELA	1765	-	-	456, 606	-	-	colour	✓	-	standard	-	-	-	-	-	-
58	FALCO	1210, 1850	410-1850	80	500, 600	-	-	colour	-	✓	✓	standard	-	-	-	✓	-
14	FINIX	1500	-	-	750	-	-	colour	✓	✓	✓	-	-	✓	standard	-	-
50	FLEXI	955, 1135, 1555, 1735	-	-	600	-	-	colour	✓	✓	✓	standard	✓	-	-	✓	-
50	FLEXI WITH HOOKS	955, 1135, 1555, 1735	-	-	600	-	-	colour	✓	✓	✓	standard	✓	-	-	✓	-
48	FRESH	1140, 1500, 1860	420-1860	120	400, 500	300-600	100	colour	✓	✓	✓	standard	✓	-	-	✓	-
48	FRESH CHROM	1140, 1500, 1860	420-1740	120	400, 500	300-600	100	chrome	-	✓	✓	standard	✓	-	-	-	-
38	GALA	1155, 1465, 1775	-	-	500, 600	-	-	colour	✓	✓	✓	-	-	-	standard	✓	-

Page	Name	Standard height [mm]	Height range [mm]	Increment [mm]	Standard length [mm]	Length range [mm]	Increment [mm]	Surface finish	Anti-corrosion finish Primer	Combi version	Electro version	Standard connection (SK)	Middle connection (SM)	Side connection (SB)	Universal connection (SU)	Suitable for low temperature gradient	One-sided into space fixing
72	**GRADDA INOX**	1520, 1840	-	-	500	400-600	50	brushed stainless steel	-	✓	✓	standard	-	-	-	-	-
86	**GRENADA**	695, 935, 1135, 1335, 1535, 1775	335-2175	40	450, 500, 600, 750	300-1000	10	colour	✓	✓	✓	standard	✓	✓	-	✓	✓
84	**GRENADA CHROM**	695, 935, 1135, 1335, 1535, 1775	335-1775	40	450, 500, 600, 750	300-750	10	chrome	-	✓	✓	standard	✓	✓	-	-	✓
86	**GRENADA RADIUS**	695, 935, 1135, 1335, 1535, 1775	335-2175	40	450, 500, 600, 750	450-750	10	colour	✓	✓	✓	standard	✓	-	-	✓	-
84	**GRENADA RADIUS CHROM**	695, 935, 1135, 1335, 1535, 1775	335-1775	40	450, 500, 600, 750	450-750	10	chrome	-	✓	✓	standard	✓	-	-	-	
88	**GRENADA PLUS**	775, 1175	-	-	500,000	450, 500, 600	-	colour	✓	-	standard	-	-	-	-	-	✓
78	**IKARIA**	732, 1212, 1772	332-1972	40	500, 600	400-1000	10	colour	✓	✓	✓	standard	✓	-	-	-	✓
78	**IKARIA DOUBLE**	732, 1212, 1772	332-1972	40	600	400-1000	10	colour	✓	✓	✓	standard	✓	-	-	-	✓
78	**IKARIA RADIUS**	732, 1212, 1772	332-1972	40	500, 600	-	-	colour	✓	✓	✓	standard	✓	-	-	-	-
16	**LIFE**	1215, 1575, 1775	775-2175	40	600	-	-	colour	✓	✓	✓	-	-	✓	standard	✓	-
62	**MAPIA SKY**	725, 1180, 1765	465-1765	65	500, 600	300-1000	10	colour	✓	✓	✓	standard	-	✓	-	✓	-
62	**MAPIA SKY PLUS**	1200, 1720	-	-	600	500, 600	-	colour	✓	✓	✓	-	-	✓	standard	✓	-
54	**MIRO SK**	972, 1236, 1500	708-1500	264	500, 600	-	-	colour	-	✓	✓	standard	-	-	-	-	-
54	**MIRO SM**	972, 1236, 1500	708-1500	264	500, 600	-	-	colour	-	✓	-	-	standard	-	-	-	-
36	**OCTAVA**	1500, 1800	600-2000	10	318,462,606	318-990	48	colour	-	-	-	-	standard	✓	-	✓ SB	-
36	**OCTAVA DOUBLE**	1800	600-2000	10	318,462,606	318-606	48	colour	-	-	-	-	standard	✓	-	✓ SB	-
8	**ORI**	1490, 1790	-	-	490	-	-	colour struktura	✓	-	-	-	standard	-	-	✓	-
10	**ORI OPEN**	1490, 1790	-	-	490	-	-	colour struktura	✓	-		-	standard		-	-	-
82	**PALMYRA CHROM**	1135, 1535, 1735	615-1775	40	600	300-750	10	chrome	-	✓	✓	standard	✓	✓	-	-	✓
90	**PILLAR**	1800	-	-	150	-	-	colour	✓	-	standard	-	-	-	-	-	-
68	**QUADRAT SKY**	1255, 1505, 1755	305-1955	50	500, 600	300-1000	10	colour	✓	✓	✓	standard	✓	✓	-	✓	-
70	**QUADRAT CHROM**	1255, 1505, 1756	305-1755	50	500, 600	300-600	10	chrome	-	✓	✓	standard	✓	✓	-	-	-
70	**QUADRAT INOX**	805, 1255, 1505, 1755	605-1755	50	600	300-750	10	brushed stainless steel	-	✓	✓	standard	✓	✓	-	-	-
68	**QUADRAT SKY PLUS**	1245, 1745	-	-	600	500, 600	-	colour	✓	✓	✓	-	-	✓	standard	✓	-
52	**RYTMO**	775, 1215, 1575, 1775	-	-	600	-	-	colour	✓	✓	✓	standard	✓	-	-	✓	-
52	**RYTMO WITH HOOKS**	775, 1215, 1575, 1775	-	-	600	-	-	colour	✓	✓	✓	standard	✓	-	-	✓	-
76	**SILLA INOX**	820, 1180, 1495, 1765	640-1765	45	600	300-750	10	brushed stainless steel	-	✓	✓	standard	✓	-	-	-	-
76	**SILLA RADIUS INOX**	820, 1180, 1765	640-1765	45	600	500, 600	-	brushed stainless steel	-	✓	✓	standard	✓	-	-	-	-
60	**SPACE**	820, 1275, 1795	-	515	515	-	-	colour	✓	✓	✓	standard	-	-	-	✓	✓
22	**VARIANT**	1206, 1806	506-2006	50	456, 608	304-988	76	colour	-	-	-	-	standard	-	-	✓	-
20	**VARIANT COOL**	1806	-	-	608	-	-	sklo	-	-	-	-	standard	-	-	-	-
20	**VARIANT MIRROR**	1806	506-2006	50	456, 608	304-988	76	zrcadlo	-	-	-	-	standard	-	-	-	-
22	**VARIANT PHOTO**	1206, 1806	506-2006	50	456, 608	304-988	76	polep	-	-	-	-	standard	-	-	-	-

Custom-Made Radiator

Copy for repeated use.
Thank you.

ORDER NUMBER

CUSTOMER

Company _____

Tel./fax _____

Contact person _____

E-mail _____

PRODUCT

Type of radiator _____

_____

Colour (RAL) _____

Please fill out all required information; any subsequent complaint will be disregarded

LENGTH CHANGE

Length _____ mm



HEIGHT CHANGE

Height _____ mm

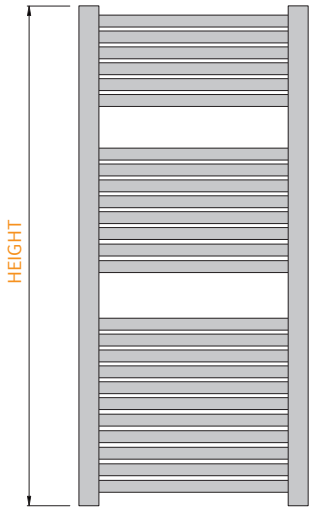

CONNECTION OPTIONS

Spacing A _____ mm

Spacing B _____ mm

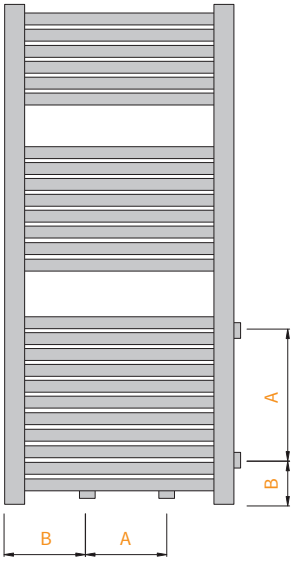

Left side

Right side

Bottom

For more products visit **www.isan.cz**

Atol
multi-column radiators

Stylish vintage design…

ATOL column heating units make an ideal replacement for “old-fashioned” cast-iron radiators. The smooth surface and round sections are guaranteed to meet the high requirements for easy maintenance, effortless cleaning and safety. In addition to classic models, we also offer the frequently sought-after vertical design. Models topped with a solid wooden board or curved design units to match the wall curvature provide practical solutions.

△ Atol C2
Black RAL9005

△ Atol C5



△ Atol Horizontal C2

△ Atol bench L4 Oak solid wood

Spiral
finned tube radiators

Industrial style…

Additional retro-design models include the SPIRAL finned-tube radiators, which find their application in new housing and business developments, hotels, restaurants, utility facilities or agricultural buildings. In addition to their classical design, their distinct advantages include long service life, high heat output and type/size variability.

△ Spiral electric RAO 2
Black velvet S40

△ Spiral RAT2 self-standing



△ Spiral RAO3 floor-mounted

Ecolite

lamellar heat-exchanger convector heaters

A convector heater for which safety and hygiene are the priority. The unit comes in two basic types - Ecolite Cube (square) and Ecolite Round (rounded). The round model was specifically designed for use in public facilities such as kindergartens and healthcare facilities.

△ Wall-mounted convector heaters Ecolite

△ TZK Self-standing convector heaters

△ LSK Wall-mounted convector heaters

△ LBK Convector Bench

Exact
radiant convectors

Manufactured from robust steel sections, radiant convector heaters rank among traditional and time-proven heating units that meet high heat output requirements. Radiant heat is the primary heat source. Lamella-fitted radiators are horizontal or vertical heating screens available in wall or floor mounting options. They are the product of choice especially in areas where strict health requirements are a concern.

△ Radiant convector EXACT
Snow/traffic white RAL 9016

△ radiant convector Exact

△ lamella-fitted radiator Exact

Termo
trench heaters

The product portfolio includes fan-operated or natural-convection heaters and trench heaters for heating systems with forced circulation or natural convection in addition to units designed for operation in wet environments.

△ Trench heater TERMO



△ Termo FRT

△ Termo FRC

Sofito NEW PRODUCT

effective heating and cooling

SOFITO ceiling panels provide pleasant environment and thermal comfort. Radiant interior heating and cooling is natural, using a large surface area to yield a greater cooling and heating capacity. Aluminum sections have excellent thermal conductivity to ensure a quick reaction time in contrast to standard ceiling cooling. Condensation-free heating and cooling has to contend with smaller temperature differences with respect to the surrounding areas, making it ideal for the application of heat pumps and renewable energy sources. The installation itself is easy, quick and dust-free. The suspension system allows for installation even in finished interiors. It is equally suited for new and renovated spaces. The gently undulating surface and free suspension of the panels can also improve the room's acoustics.

isan.cz

ISAN Radiátory s.r.o
Poříčí 26
678 01 Blansko
Česká republika

CZ
+420 516 489 138
obchod@isan.cz

SK
+420 516 489 186
obchod@isan.sk

Export
+420 516 489 190
sales@isan.cz

J0701 / All rights to changes and printing errors reserved.