

KALDEWEI


FLOWLINE ZERO

Design by Studio Aisslinger






Exclusive design shower profiles as eye-catchers in the bathroom



FLOWLINE ZERO – Timeless Elegance



- Timeless design made of high-quality stainless steel
- Quick and easy cleaning with the KALDEWEI CLICK'N CLEAN® opening mechanism
- Individual installation by means of easy adjustment of the standard lengths 900 mm, 1,200 mm and 1,500 mm
- Floor-side overall installation height (tile, tile adhesive, sealing) of 11 mm to 28 mm, also suitable for seamless floors
- Positioning in front of the wall as well as directly on the wall is possible for wall-side overall installation height (silicone, tile, tile adhesive, sealing) of 14 mm to 20 mm
- Incl. height adjustment pieces that can be shortened for flexible adjustment of the floor-side overall installation height
- Perfectly matched to all FLOWDRAIN HORIZONTAL waste fitting complete sets

	STEEL BRUSHED
	CHAMPAGNE BRUSHED
	GRAPHITE BRUSHED
	BLACK MATT 100
	ALPINE WHITE MATT

DIMENSIONS (MM)	MODEL NO.	ARTICLE NO.
L 900	2400	940000010XXX
L 1200	2401	940100010XXX
L 1500	2402	940200010XXX

KALDEWEI CLICK'N CLEAN® –

The innovation for cleanliness in the bathroom.



KALDEWEI designers in Ahlen, Westphalia have developed a cutting-edge opening mechanism, which can be operated with a flick of the wrist without any additional tools. This makes cleaning much simpler, faster and more user-friendly than any shower channel before.

The revolutionary shower profile was developed to live up to the highest requirements. The KALDEWEI FLOW gives an exclusive touch to all shower floors.

With the patent pending KALDEWEI CLICK'N CLEAN® mechanism the cover can be simply opened and cleaning is child's play.



SO EASY TO OPEN ...

<https://qrco.de/bdkXly>

FLOWDRAIN HORIZONTAL



FLOWDRAIN HORIZONTAL REGULAR

FLOWDRAIN HORIZONTAL REGULAR

- Easy and quick installation, sealing and sound insulation thanks to the All-in-One set including all accessories
- Easy-to-remove siphon for trouble-free cleaning
- Low installation height: DN50 with installation heights from 78 mm to 179 mm
- Positioning in front of the wall as well as directly on the wall is possible for wall-side overall installation height (silicone, tile, tile adhesive, sealing) of 14 mm to 20 mm
- Standardised drainage capacity in accordance with DIN EN 1253 0.8 l/s with a required accumulation height of 20 mm (sealing water height 50 mm)
- Perfectly matched to all FLOWLINE ZERO shower profiles



FLOWDRAIN HORIZONTAL FLAT

FLOWDRAIN HORIZONTAL FLAT

- Easy and quick installation, sealing and sound insulation thanks to the All-in-One set including all accessories
- Easy-to-remove siphon for trouble-free cleaning
- Low installation height: DN40 with installation heights from 58 mm to 78 mm
- Positioning in front of the wall as well as directly on the wall is possible for wall-side overall installation height (silicone, tile, tile adhesive, sealing) of 14 mm to 20 mm
- Drainage capacity 0.63 l/s with a required 20 mm (sealing water height 30 mm)
- Perfectly matched to all FLOWLINE ZERO shower profiles

OUTFLOW TECHNOLOGY	MODEL NO.	ARTICLE NO.
FLOWDRAIN HORIZONTAL REGULAR	4203	687744800000
FLOWDRAIN HORIZONTAL FLAT	4204	687744810000