



QLOUD

THE POWER OF TOUCH.
NOW IN YOUR SHOWER.

TOUCH. THE MOST INTIMATE OF **ALL HUMAN SENSES**

It's the most intuitive sense as well. A touch is what it takes to complete our interaction with the world. To make the virtual, real. To connect us to what's around us. And to let us change and control things in the world.

That power of a simple, joyful touch is now available in the shower too. With Jaquar Qloud. The hybrid-touch shower system. A complete set up for a showering environment. Where showering is an unmatched, uninterrupted joy. Just like with real clouds on a hot sunny afternoon.



QLOUD
HYBRID TOUCH SHOWER



TOUCH THE NEW, COMPLETE **SHOWER EXPERIENCE**

Jaquar presents Qloud. A complete solution that puts the finest of shower experiences at your fingertips. Whether it's a rainshower you desire, a waterfall soak you fancy, a dreamy enveloping of mist or the accurate aim of a hand shower, everything is just a touch away with Qloud.

Responding instantly to your fingertips, the touch showering experience of Qloud is like no other. And as natural a way to operate a modern shower as all the other touch interfaces we use every day – in our phones, our appliances, our cars.







RAIN SHOWER MODE




WATERFALL/ MIST MODE







THE JOY OF TOUCH,
COORDINATED.



HAND SHOWER MODE








BODY JETS MODE


CHOOSE UP TO
TWO MODES TOGETHER.

Seen here:
Rain mode with body jets




Seen here:
Mist mode with hand shower






RAIN




MIST



HAND SHOWER



WATERFALL

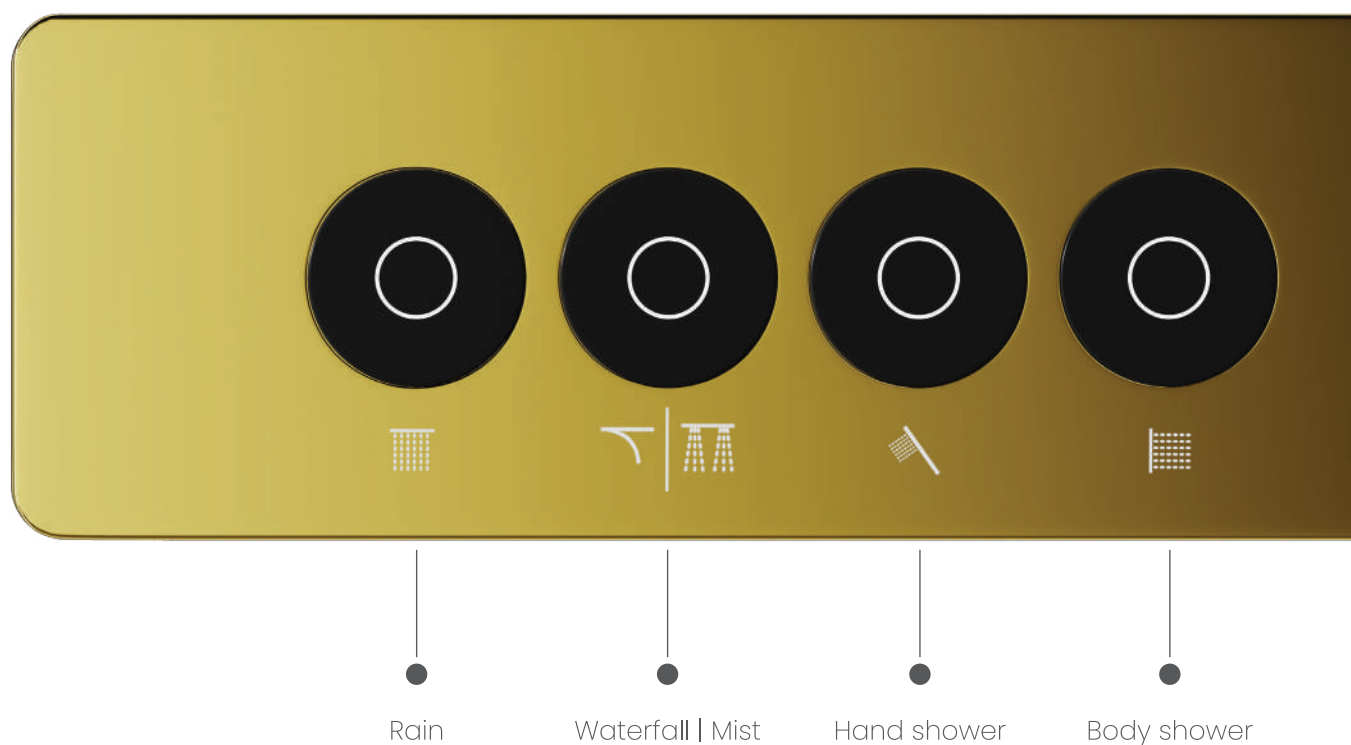



BODY JETS

TEMPERATURE, FLOW, MODE. CONTROL IT ALL WITH EASE.

Set the temperature and flow with a simple twist of a knob and the Qloud is ready to respond to your fingertip's touch for the shower mode of your choice. Select it easily and experience it instantly.

Apart from offering instant responses to your inputs, the system also builds in safety measures for worry-free showering. These include a temperature lock to prevent water getting too hot, electronic valves to facilitate instant switching of modes in response to your touch, as well as a battery back-up to ensure uninterrupted showering even in case of power supply failure.





CHOOSE THE QLOUD THAT FITS YOUR NEED.

Jaquar Qloud has been designed to fit a varying range of requirements. Whether you choose a shower with a single mode or multiple ones, or your preference is a hand shower, the Qloud is ready. Its trim plate can accommodate up to 4 touch buttons corresponding to 4 outlets or modes of showering. And you can even use up to 2 of them simultaneously!



With two modes:
Rain + Hand Shower



With three modes:
Rain + Hand Shower + Body Shower
Rain + Mist/waterfall + Hand Shower
Rain + Mist/waterfall + Body Shower



With four modes:
Rain + Mist/Waterfall + Hand Shower
Body Shower

QLOUD CONTROL PLACEMENT



With two modes:
Rain + Hand Shower



With three modes:
Rain + Hand Shower + Body Shower
Rain + Mist/waterfall + Hand Shower
Rain + Mist/waterfall + Body Shower

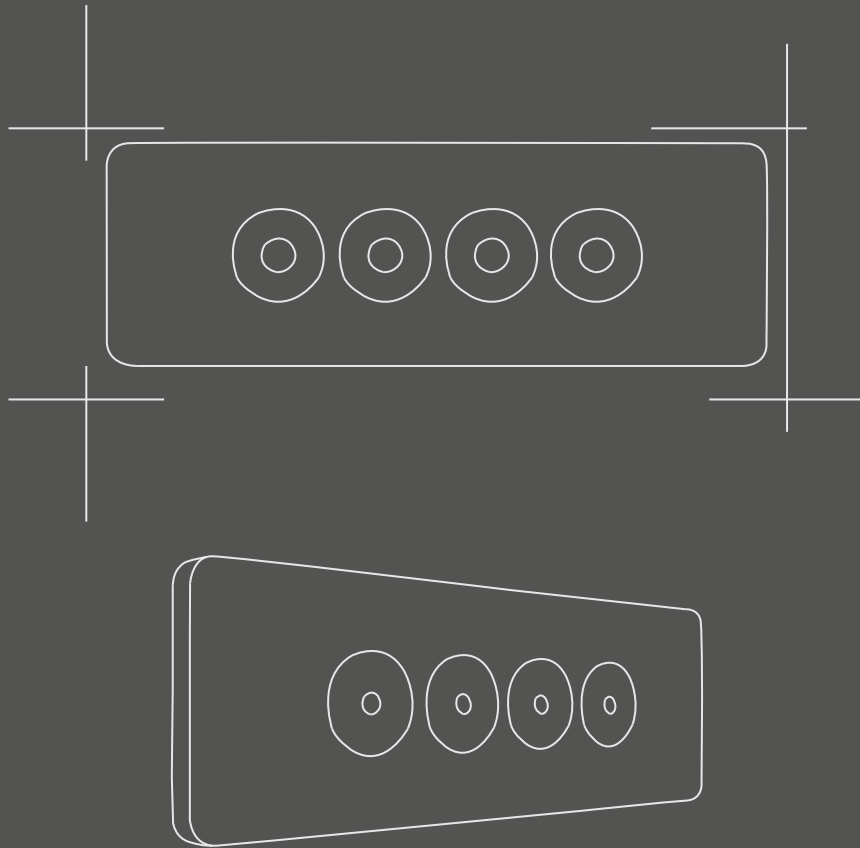


With four modes:
Rain + Mist/Waterfall + Hand Shower + Body Shower

TECHNOLOGY BEHIND QLOUD



Behind the elegant, minimalist interface of the Jaquar Qloud is a well-thought-out system, engineered with tough Indian conditions in mind, to provide dependable performance. This includes hardy sensors and super-responsive electronic valves, as well as a power back-up battery. All tucked away neatly out of sight. All to ensure that no matter what the condition of water or electricity supply, your showering pleasure remains uninterrupted and undiminished.



- Installable in a wall of normal thickness (4")
- Works optimally between water pressures of 1.0 bar and 5.0 bar
- Allows operation of 2 outlets simultaneously
- Maximum water flow rate of 33 lpm through 1 outlet and 44 lpm with 2 outlets, at 3.0 bar






WHAT COLOUR WOULD YOU LIKE YOUR QLOUD TO BE?

In the 21st century, bathrooms have graduated from providing mere functionality to becoming a zone for physical and mental rejuvenation. And colour plays a key role in enabling that. That's why, like many of Jaquar's bath fixtures, Qloud too is available with trim plates in a wide range of 6 colour finishes.

COLOUR FINISHES:



CHR
Chrome



BGP
Blush Gold PVD



BLM
Black Matt



GMP
Gold Matt PVD



BCH
Black Chrome



GBP
Gold Bright PVD

FAQS

- **What wall size is recommended for installing Qloud Shower System?**

For Brick Wall Construction: You can install it on a normal 4" Brick wall and the necessary calculation for the finished wall is given below: -
Calculation - Normal 4" brick + 1" plaster at periphery + ½" Plaster at front wall + 8mm tile thickness (Marble is ¾" to 1" thick).

- **Is the thermostatic mixer and touch control panel plastic box installed together without any gap or need some distance?**

Yes, you can maintain approximately 30mm to 40mm gap between both the products so that one can clean easily.

- **Is the thermostatic mixer and touch control panel plastic box installed horizontally or vertically?**

Both the products can be installed Horizontally as below mentioned orientations:



- **What is the minimum and maximum recommended pressure required for optimum working of Qloud Shower System?**

Minimum 1.0 bar & Maximum 5.0 bars (Dynamic).

- **How many outlets user can run simultaneously?**

Maximum two outlets.

- **Which two outlets user can run simultaneously?**

Any two outlets as per his/her choice, if user want to change the selected mode at the time of showering, then first he/she must stop the already used any one mode then only he/she can select the other mode.

- **What is the flow rate in LPM?**

If user operate one outlet - 33.0LPM (Maximum) @ 3.0 bar pressure & with two outlets - 44.0LPM (Maximum) @ 3.0 bar pressure.

- **Can we adjust water volume through Qloud Shower System?**

Yes, user can control the water volume through diverter knob on thermostatic mixer.

- **What size of plumbing lines is required for connecting the thermostatic mixer?**

20mm (¾" BSP) Hot & Cold-water connection lines are required for convenient fitting.

- **What is the inlet connection size of Solenoid Valve Box?**

20mm (¾" BSP).

- **How many outlets and their connection size from Solenoid Valve Box?**

We have 3 models with 2, 3 & 4 outlets each connection size is of 15mm (½" BSP).

- **Can Qloud Shower System come with battery back-up facility?**

Yes, it comes with battery back-up facility.

- **What is the IP Rating of Qloud touch control panel & Battery Box?**

IP 65

- **What is the IP Rating of Qloud Solenoid Valve Box?**

IP 53

- **What is the operating voltage and maximum load of the system?**

Qloud CPU and touch control panel are operating on 6V dc. Maximum load ≤ 3 W and stand-by ≤ 0.6mW.

- **What is the rated power of system?**

Variable between 0.6mW - 3W.

- **After how many minutes system will automatically goes on primary mode when user close the valve from diverter?**

If user not using the shower system from last 20 minute then system will automatically go on primary mode.

- **In how many colour options this shower system is available?**

CHR, BCH, BLM, BGP, GBP & GMP finish.

- **Is Qloud touch control operating button being available in different colour finishes?**

Available in Black Colour only.

- **When user must off the thermostatic mixer knob?**

At the time of cleaning/ wiping the product.





Know More