

Press Release

TECEprofil: 30 years of pre-wall technology with system

TECEprofil celebrates its anniversary: For three decades, TECEprofil has stood for innovative pre-wall technology that has revolutionised sanitary installation. With just three basic components, the system offers maximum flexibility, uncomplicated installation and versatile design options. Whether new build or renovation, private bathroom or public area - TECEprofil is the ideal solution for modern, efficient and safe installations. On its 30th anniversary, the sanitary and installation expert TECE from Emsdetten, Germany, can look back on a revolutionary success story.

Today, the system is standard in sanitary installations and is characterised by its versatile adaptability to a wide range of building projects. The high degree of flexibility is not only evident in bathroom planning, but also in installation: directly on site, pre-assembled in the workshop or industrially manufactured - TECEprofil ensures optimised and reliable installation. With an extensive range of accessories, even sophisticated room concepts can be realised, for example in angled layouts or under sloping ceilings. This transforms standard bathrooms into individual feel-good rooms that perfectly combine functionality and aesthetics. TECEprofil is perfectly complemented by the TECESmartwall configurator. With the free online tool, the installation walls can be planned quickly and without errors – from the tender to the exact calculation.

Diverse design options for unique bathrooms

With TECEprofil, bathrooms can be rethought and customised. Room-high installation walls not only offer space for installations, but also the option of elegantly integrating shelves or mirror cabinets. Whether classic pre-walls, partition walls or free-standing elements – the system adapts flexibly to individual requirements. Walls can be designed room-high, part-high or as narrow partitions, creating numerous design options.

Safety and quality - a proven concept

In addition to flexibility and easy handling, TECEprofil also offers impressive safety: Static load capacity, sound insulation and fire protection are integral components of the system. This is also confirmed by the general building authority approval for fire protection constructions (Z-19.140-2573). High load values and stable fixing heights make TECEprofil a reliable long-term choice – for a wide range of requirements and building projects.

Pioneering technology for modern bathrooms

TECE pre-wall technology with system changed the industry for good 30 years ago and enables architects, planners and tradesmen to realise ideas precisely and quickly. The result is customised bathroom solutions that harmonise design and functionality.

Images

Image source: TECE GmbH

Download link: bm2go.de/tece



With the TECEprofil pre-wall technology, various room layouts can be flexibly designed and realised in compliance with all standards and regulations for 30 years now. The universal solution for the bathroom is suitable for both new builds and renovations.

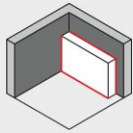


A bathroom with barriers from the 70s becomes a modern bathroom thanks to TECEprofil. Thanks to the integrated technology in the pre-wall, the individual functional areas can be rearranged as required during the redesign.



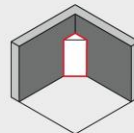
TECEsmartwall enables simple, fast and error-free planning of the pre-wall technology, including the complete calculation – prefabrication is that simple. TECEsmartwall is free of charge and available online at all times.

Standard wall



Standard wall, partial and room-height with or without side attachment
Height: standard 1150 mm, max. 4500 mm
Depth: min. 115 mm, max. 500 mm
Width: unlimited

Special wall

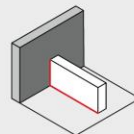


Corner structure 45°, partial and room-height in one corner of the building
Height: max. 4500 mm
Depth: min. 350 mm
Width: min. leg length 495 mm

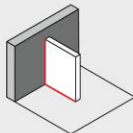
Free-standing wall



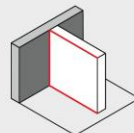
Free-standing, partial height sanitary wall
Height: standard 1150 mm, max. 2100 mm
Depth: min. 210 mm
Width: max. 2400 mm



Partial-height sanitary wall
Height: standard 1150 mm, max. 2100 mm
Depth: min. 210 mm
Width: max. 2400 mm



Partial-height privacy wall
 (only approved for fitting installations)
Height: max. 2100 mm
Depth: min. 170 mm
Width: max. 1200 mm



Room-height sanitary wall
Height: max. 4500 mm
Depth: min. 210 mm
Width: max. 2400 mm



Room partition wall
Height: max. 4500 mm
Depth: min. 170 mm
Width: a vertical strut is required every 2400 mm on all sides of the wall



NEW: narrow partition wall without any installations
Height: max. 2000 mm
Depth: min. 69 mm
Width: max. 1400 mm



Mounting level on the building structure

The installation guidelines in the TECE technical information must be strictly observed during planning and installation.

The various installation solutions offer a wide range of options for flexible and individualised bathroom design.

About TECE

Closeness is a matter of understanding

For over 30 years, TECE has worked as an independent family business close to people and markets. In direct dialogue with customers and partners, the company develops innovative solutions in the areas of architecture, planning and installation.

Today, pre-wall, flushing and toilet technology are just as much part of the company's areas of expertise as drainage and pipe systems.

TECE is active worldwide and employs almost 1700 people. International sales are handled by 22 subsidiaries and additional sales partners.

Published by:

TECE GmbH
Hollefeldstrasse 57
DE-48282 Emsdetten, Germany
Telephone: +49 2572 928 0
Email: info@tece.de
Web: www.tece.de

TECE press contact:

Nadja Rapien
Hollefeldstrasse 57
DE-48282 Emsdetten, Germany
Telephone: +49 2572 928 275
Email: nadja.rapien@tece.de

TECE PR agency:

Blue Moon CC GmbH
Gisa Weingartz
Friedrichstraße 8
41460 Neuss
Telephone: +49 2131 66 15 668
Email: g.weingartz@bluemoon.de