



ZHONGSHAN SENLIA SANITARY WARE CO.,LTD.

Add: ShangNan Industrial Zone, Fusha Town , Zhongshan , Guangdong , 528434

Tel: +86-760-89996769

Fax: +86-760-22210905

E-mail: export@senlia.com

www.senlia.com.cn

Senlia

BLACK SHOWER COLLECTION



Senlia

ABOUT US

Founded in 2002 , **Senlia specializes in shower doors** for more than 10 years and is fast developed as one of the leading manufactures in shower door industry . Our factory is located in Zhongshan ,Guangdong province, the central production base of high-end quality level sanitary ware industry, with a owned land at more than 30000 square meters for domestic and international production lines.

Since establishment , Senlia has always dedicated itself to focusing on shower doors. Externally , We provides our customers a one-stop services on OEM/ODM projects by well connecting Senlia with our suppliers and customers in good communication, execution . Internally, our professional and experienced team strictly controls the whole chain from innovation, industrial design, production, quality to final shipping products and services.

Our effort to integrate the diverse aspects of product manufacturing such as our French & Chinese combined R&D,professional marketing, full-experienced production, the large fully equipped testing lab like CUPC and CE lab with strict quality system based on Senlia's ERP system allows us to always respect the standards and meet the requirements of our customers , and deliver the high quality products in the shortest time to market.



PRODUCTION PROCESSES




SGS ISO9001:2008
Accredited to ISO 9001:2008 Quality
management system



Strictly adopted to "6S" management



ERP system management



High quality products come from strict production processes. Senlia owns a land of 30,000 square meters, the production lines are strictly separated into domestic and overseas lines to meet for the different market requirements. We adopt ISO9001 quality management system and "6S" management. And all aluminum profiles, glass, hardware and components are full inspected during the production process and protected in the well-design and safe packages. What is more, the ERP system allows us to make accurate production processes control which also means a guarantee for the right products and accurate delivery time to our final customers.

QUALITY CONTROL

A Senlia shower door must pass many tests in our full-equipped of CE /CUPC standard testing lab, for example raw material ASS test , the chrome and power thickness test, life circle test, water test, salt spray test, tempering test, impact test, safe package test and so on before they really put into mass production, and there is also an assembly test in the production when one item in its mass production. Quality is a responsibility and a promise from Senlia to our customers.

And our strong QC team from IQC,PQC,FQC,OQC strictly controls each step from raw materials to finished products.



CE CUPC Full equipped testing lab



RAW MATERIALS



European Standard

All Senlia shower glass are manufactured from high quality safety glass in accordance with **EN12150** and are suitable for European market



North America Standard

All Senlia shower glass are manufactured from high quality safety glass in accordance with **ANSI Z97.1** by **SGCC** and are suitable for North America market



Australia/ New Zealand Standard

All Senlia shower glass are manufactured from high quality safety glass in accordance with **AS/NZS 2208:1996** and are suitable for Australia and New Zealand market



Senlia Easy Clean **Coating** is available for all Senlia shower doors to keep your shower looking as beautiful as the day it was installed

Safety Glass



Glass Option



transparent



drop



rain



customizable
silk screen available



transparent with
white silk-screen print at the
top edge of the glass



mirror coated



transparent with
black silk-screen print at the
top edge of the glass



Aluminum



High-chrome



Brushed nickel



White



Matt-silver



Satin



Black

Aluminum is high quality in many types and strictly be tested from anodizing ,brightness, hardness... Each aluminum profile has its exact template when machining strictly, all profiles should be 100% inspected on the surface checking and well protected to avoid any scratches.

All the components (rollers , hinges, handles ..) are highly tested and quality controlled, all hardware are 100% QC inspection before packaging.

COMPONENTS

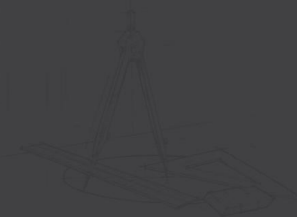


WHY CHOOSE SENLIA ?



Senlia has a good reputation both in domestic and foreign market. With more than 10 years of excellence in shower door designing and manufacturing, we are always focusing ourselves on innovative ideas and high endurable products.

Senlia is and will always be your solid partner. We are here to offer you our professional solutions and services.



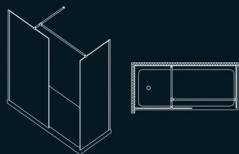
CONTENTS

SW5200	P01
N-SW5200	P02
BL0101	P03
BL0101-G	P04
BL5301	P05
BL0221	P06
BL0201	P06
BL5201	P06
WP5301	P07
IT5301	P09
IT0221	P10
WC5301	P11
BE5301	P12
IS5301	P13
IS0121	P14
BD5301	P15
S-8013	P16
S-8002	P17
S-8003	P17
S-8033	P18
S-7613	P19




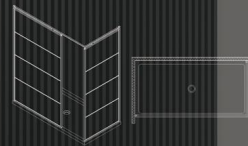
SW5200

Size available:
front (800-1600) x side (800-1200)mm
Adjustability :15mm
Glass thickness : 8mm



N-SW5200

Size available:
front (800-1600) x side (800-1200)mm
Adjustability :15mm
Glass thickness : 8mm



BL0101

Size available: 600-1600mm
Adjustability: 15mm
Glass thickness: 8mm



BL0101-G


Size available: 600-1600mm
Adjustability: 15mm
Glass thickness: 8mm





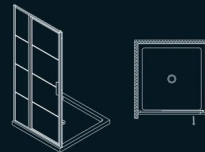
BL5301

Size available:
front (800-1600) x side (800-1200)mm
Adjustability :15mm
Glass thickness : 8mm



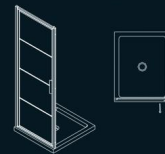
BL0221

Size available: 800-1600mm
Adjustability :15mm
Glass thickness : 8mm



BL0201

Size available: 600-900mm
Adjustability :30mm
Glass thickness : 8mm



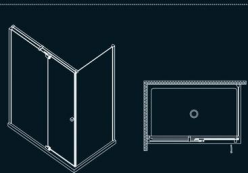
BL5201

Size available:
front (600-900) x side (800-1000)mm
Adjustability :30mm
Glass thickness : 8mm



WP5301


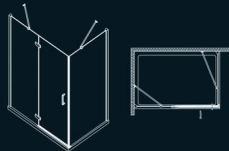
Size available:
front (1000-1600) x side (800-1200)mm
Adjustability : front 80mm, side 25mm
Glass thickness : 8mm





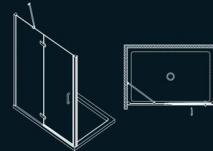
IT5301

Size available:
front (800-1600) x side (800-1200)mm
Adjustability :20mm
Glass thickness : 8mm



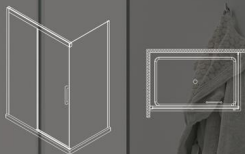
IT0221

Size available: 800-1600mm
Adjustability :20mm
Glass thickness : 8mm



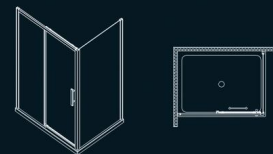
WC5301

Size available:
front (1000-1600) x side (800-1200)mm
Adjustability :20mm
Glass thickness : 8mm



BE5301

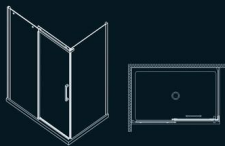
Size available:
front (1000-1600) x side(800-1200)mm
Adjustability :25mm
Glass thickness : 6mm/8mm






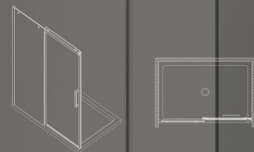
IS5301

Size available:
front (1000-1600) x side (800-1200)mm
Adjustability :20mm
Glass thickness : 8mm



IS0121

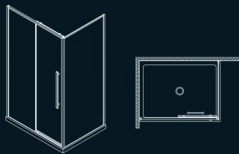
Size available: 1000-1600mm
Adjustability :20mm
Glass thickness : 8mm







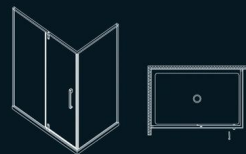
BD5301

Size available :
front (1000-1600) x side(800-1200)mm
Adjustability :20mm
Glass thickness : 6mm



S-8013

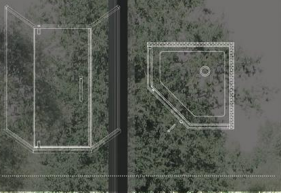
Size available :
front (800-1600) x side(800-1200)mm
Adjustability :20mm
Glass thickness : 8mm





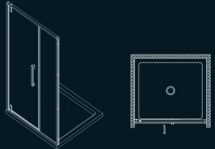
S-8033

Size available :
door (800-1200) x side (800-1200)mm
Adjustability :20mm
Glass thickness : 8mm



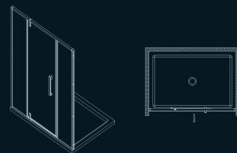
S-8002


Size available: 800-1600mm
Adjustability :20mm
Glass thickness : 8mm



S-8003

Size available: 1000-2000mm
Adjustability :20mm
Glass thickness : 8mm





S-7613

Size available:
front (900-1600) x side (800-1200)mm
Adjustability :20mm
Glass thickness : 8mm

