

Adell

Bathroom - Kitchen Mixers & Shower Systems



PRODUCT CATALOGUE
2023

adell.com

INDEX





MIXERS
14-33

CONCEALED
SOLUTIONS
34-39

SHOWER SYSTEMS
40-45


PRO-SOLUTIONS
FOR PUBLIC USE
46-47

ADVANCED
KITCHEN MIXERS
48-59

TAPS
60-63

TAP CLEANER
64

From Ideas
To Simply
Beautiful
Designs.





Adell Design Team


There is an idea behind every successful product. Everything is a dream come true. We work for original designs that speak the same language as the venue. The designs are carefully investigated and planned with careful details. The designs that increase the energies to the skies and take care of every drop of water ...

Engineering, Design And Innovation

Innovation and design are our most important values. Adell has unique aesthetical and stylish designs which protect the water and environment. We believe a good design will catch everyone. Our products are designed by our design experts according to customer demands and expectations, considering the national and international standards and our design criteria. Functionality, energy saving, aesthetics, ergonomics, mountability and maintainability, size compatibility, safety, production life span, testability, modularity, packaging and shipping, impact on environmental pollution, waste utilization, production techniques and cost issues are taken into consideration at the design phase.



Production & Technology at Adell



Raw Materials

High quality raw material is an unquestionable ingredient for excellent finished products.

For casting:

- CC 757 S, CC 770 S DZR

For Hot Forging:

- CW 617 N, CW 511 Low Lead, listed in UBA and 4MS

For turning and machining:

- CW 614 N, CW 509 L, CW 510 L, CW 511 L
- Listed in UBA , 4MS
- Various aluminum and steel materials



Low Pressure & Gravity Die Casting and Hot Forging

Drafts are produced in different ways: low pressure die casting, gravity die casting and hot forging/press. Sand cores, obtained by mixing the green sand with resin, silica sand and appropriate catalyst and chemicals in sand preparation machines, are formed into cores in the automatic core making machines.



Surface Treatments

Product surfaces are the elements on which we lay too much stress as they are a kind of last clothing of our products. Coating protects the surfaces from corrosion and mechanical effects, gives the surfaces an aesthetical appearance and enables them to harmonize with other accessories in kitchen compartments.



Mould, Fixture and Cutting Tool Production

Mould developing is processed using the most precision CNC workbenches. Core, casting and hot working moulds, designed using the 3D Unigraphics, Solid Works CAD-CAM programs in computer environment, are made by cutting the steel blocks in microns with high precision.



Mechanic Operations

Drafts, whose runners are cut and whose burrs are taken off, are processed on CNC controlled benches, in the automatic transfer machines and 3, 4 and 5 axes horizontal / vertical CNC machining centers which carry out all operations named as mechanic operations such as turning, drilling and cutting.

Turned parts

The production of lathe-turned parts according to customer-specific sketches and precisely defined client quality requirements are daily challenges for our highly qualified precision engineering team.



Assembling, Testing, Packaging

Product quality is developed with the perfect combination of fine components, details and precision workmanship. Each part is picked and scaled carefully with this approach. The product is mounted by assembling the product body with the parts such as cartridge, lever, aerator and screw. The assembled products are subject to 100% leak-tightness, Functionality, and resistance to pressure tests in high precision testing devices. In addition, they are tested in life span, flow rate, sound and surface coating strength through the random method.

Steps Of Adell's Quality Process:





QA - Quality Management

We believe quality is the best business plan. Therefore we test 100% of finished products, ensuring that they are able to perfectly perform all their functions. All organizations of our company carry out activities based on a consistent quality assurance system, from the product planning conceptions stage through development, design, manufacturing of prototypes, evaluation, mass production, delivering and after sales-delivering activity. The Quality Management team within Adell is a key function consisting of people from many disciplines.



Laboratory-Testing Center

Laboratory R&D activities are the studies which will carry us into future. The basic approach of our R&D unit is to spread on effort to ease the life and make life standards safer and more comfortable for people. Adell's laboratory center has the modern laboratory systems required by the related standards. Testing for performance, durability and dimensional accuracy can be taken by trained personnel. We have the ability to test in accordance with national and test for EN 248 Electroplating Specifications , Flow Rate Test, Salt Spray Test, High and Low Pressure Test, Kitchen Spout Life Cycle Test, Diverter and Hose life.



Global Sales Network & After Market Care

40 years experience, almost 41 different countries. As diverse as people's requirements and tastes may be, the basic need of people on this planet are the same, also the concerns. In throughout the world ADELL's employees take personal care of request from our customers and partners. We know by heart: we stand for the water experience that people would love. Every product bearing Adell's signature is manufactured under superior technology standards and has a guarantee of perfection in material and manufacturing workmanship.

Up to **10 YEARS**
WARRANTY

Products Guarantee Periods

10 years warranty for chrome plated single lever mixers.
2 years warranty for painted mixers, electronic mixers, thermostatic mixers, taps and shower systems.

PERFECT COMBINATION OF DIFFERENT MATERIALS FOR SUSTAINABLE QUALITY.

From which parts does a mixer consist? Excellent details, durable components, compatible hardware result in Adell quality. High standard, long life combined Adell mixers superior performance and long term performance thanks to the compatibility of all components and spare parts and durability. Carefully engineered, all parts complying with the standards.

ERGONOMIC Handles

Adell handles are produced of high quality zinc material. It provides ease of use with ergonomic forms that grip the hand.

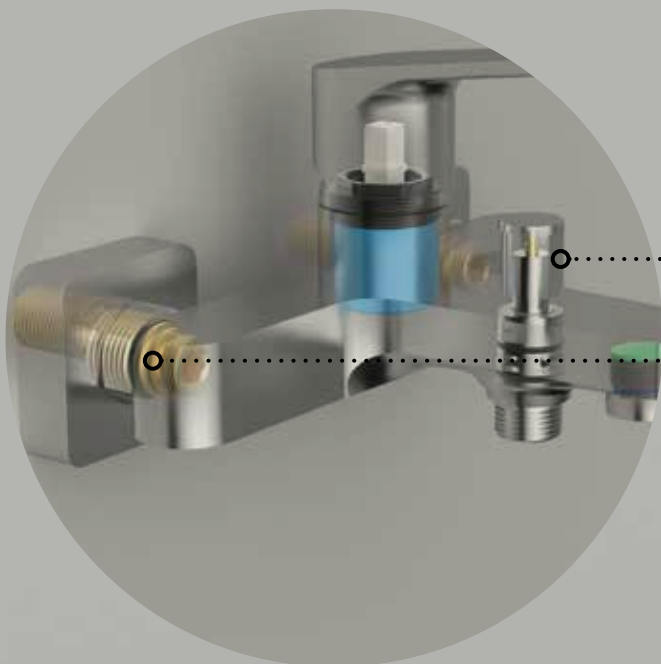
%100 BRASS Mixer spouts

From quality raw material produced long-lasting chic of the sink. Ergonomic and easy to use In forms and in different sizes for your to use the water comfortably.

PLUMBER FRIENDLY Fixing deck-mounted parts

Adell mixer connections made from stainless and brass raw material. It provides to easy installation, easy replacement and easy maintenance.

Depending on product groups and designs, specifications may vary from spare parts.



EASY-OPERATED Bath mixer diverters

Automatic and compact Neoperl diverters are used. Long life and performance guarantee. When pulled up and locked to the right, it locks, when the battery is switched off, the pressure automatically switches to the crown position. Due to the locking system of the shower control unit in the bath and shower baths, the water flow from the handgrip is not affected by pressure fluctuations.

%100 BRASS MADE-IN-HOUSE Wall connection parts

Wall-connection eccentrics and raccors are produced from the first quality brass raw material. The wall connection elbows are 10-15 mm longer than the market products, so the threads do not need to be extended.

WATER SAVING Aerators

Aerators are critical parts that determine the overall performance of a mixers. In the aerators, the water flow is enriched with plenty of air. This ensures that the water is like a soft, non-splashing flow and full shower drops. These aerators allow you to save up to 50% from water gives with a softer flow with its ability to mix water with air.

%100 BRASS Body

It is produced from high grade brass raw material by technological casting system. The wall thicknesses are designed to meet performance criteria for water passages.

GUARANTEED FOR MORE THAN 1.000.000 CYCLES Ceramic cartridges


Cartridges are the heart and most important working parts of mixers. Adell products are made of long-lasting and quality cartridges with world quality ceramic discs. It has also 35 mm, 40 mm, with legs and without legs. We also use special cartridges in some series. Full tightness, heat resistance, abrasion resistant, but all are long lasting.

Certified Flexible hoses

Basin and kitchen mixers come along with %100 tested leak-proof stainless steel or PE braided PEX flexible hoses. They are healthy and strong.

Adell Colors





Chrome

01



Super White

16




White

26



Granite White

36



Cream

03



Granite Cream

33



Beige

05




Truffle

25



Titanium Grey

17



Graphite Grey

07




Texture Grey

47




Gran Black

54




Metallic Black

14



Metallic Black V2

64



Metallic Black V4

84



Granite Black

34



Gold PVD

08



Copper PVD

39



Titanium PVD

37



Black

24



Mixer Series

To us, mixers are the leading actors of bathrooms and kitchens.

We designed an extensive range of mixers for you,
leaving you various choice.
We transformed dreams, trends, fashion into designs,
processed the most fashionable surfaces.

Our bathroom and kitchen fittings offer modern and original
design, environmentally friendly use, with diverse colors,
designs and model options to suit your lifestyle in bathrooms and kitchens.



Adell Azure

Eye-catching modern desing.

A distinctive and stylish design with geometric shapes and subtle angular edges, which looks beautiful within a contemporary styled bathroom.



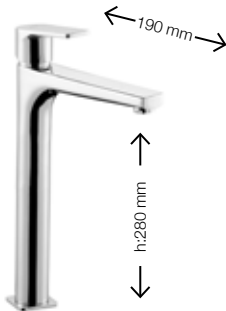
15680101 - 3/8"
15684501 - 1/2"

Regular Basin Mixer
h120 mm
Box: 10 Pcs



15680171 - 3/8"
15684571 - 1/2"

Medium Basin Mixer
h180 mm
Box: 8 Pcs



15680151 - 3/8"
15684551 - 1/2"

Tall Basin Mixer
Monoblock Body
h:280 mm
Box: 8 Pcs



15681301 - 3/8"
15686601 - 1/2"

Bidet Mixer
- 360° Movable Adapter Neoperl
Box: 8 Pcs



15686301

Concealed Basin Mixer Set
- The mixer should be fixed at the rough construction stage.
- Hidden Cache Aerator
Box: 8 Pcs



15682331 - 3/8"
15684431 - 1/2"

Kitchen Mixer
Swivel Casted Spout
Box: 8 Pcs



15680501

Bath Mixer
Box: 10 Pcs



15680621

Shower Mixer
Box: 8 Pcs



15681721

Bath Mixer
w. Swivel Spout
w. Flühs Ceramic Diverter
Neoperl Equipped
Box: 8 Pcs



15780121

Rain Shower Set
2 Way
- Shower mixer and shower set.
- Telescopic height adjustable rain shower head 80mm – 440mm
- Adjustable shower strap on slider
- Brass Diverter
Box: 1 Pcs



15680531

Rain Shower Set
3 Way
- Hidden Cache Aerator
- Shower mixer and shower set.
- Telescopic height adjustable rain shower head 80mm – 440mm
- Adjustable shower strap on slider
- Brass Diverter
Box: 1 Pcs

Adell Azure Black NEW



156801024 - 3/8"
156845024 - 1/2"

Regular Basin Mixer
Black
h:120 mm
Box: 10 Pcs



156801724 - 3/8"
156845724 - 1/2"

Medium Basin Mixer
Black
h:180 mm
Box: 8 Pcs



156801524 - 3/8"
156845524 - 1/2"

Tall Basin Mixer
Black
Monoblock Body
h:280 mm
Box: 8 Pcs



156805024

Bath Mixer
Black
Box: 8 Pcs




156806224

Shower Mixer
Black



156823324 - 3/8"
156844324 - 1/2"

Kitchen Mixer
Swivel Casted Spout
Black
Box: 8 Pcs



157801924

Mode S Black
Rain Shower Set

- Compatible with all bath and shower mixers.
 - Slider length: 1150 mm.
 - Silver Shower hose:1500 mm.
 - Adjustable shower strap on slider
 - Rain shower head ø 200 mm.
 - 3 Function hand shower
 - Brass Diverter
- Box: 6 Pcs



157820224

Mode S Black
Sliding Shower Set

- Silver Shower hose:1500 mm.
 - 3 Function Hand Shower
- Box: 10 Pcs

NEW Adell Azure White



156803026 - 3/8"
156845026 - 1/2"
Regular Basin Mixer
White
h:120 mm
Box: 10 Pcs



156801726 - 3/8"
156845726 - 1/2"
Medium Basin Mixer
White
h:180 mm
Box: 8 Pcs



156801526 - 3/8"
156845526 - 1/2"
Tall Basin Mixer
White
Monoblock Body
h:280 mm
Box: 8 Pcs



156805126
Bath Mixer
White
Box: 8 Pcs



156806226
Shower Mixer
White
Box: 8 Pcs



156823326 - 3/8"
156844326 - 1/2"
Kitchen Mixer
Swivel Casted Spout White
Box: 8 Pcs



Adell Azure

Coated with
PVD Technology.



156805008
Bath Mixer
Gold
Box: 8 Pcs



156806508
Shower Mixer
Gold
Box: 8 Pcs




156801008 - 3/8"
156845008 - 1/2"
Regular Basin Mixer
Gold
h:120 mm
Box: 10 Pcs



156801708 - 3/8"
156845708 - 1/2"
Medium Basin Mixer
Gold
h:180 mm
Box: 8 Pcs



156801508 - 3/8"
156845508 - 1/2"
Tall Basin Mixer
Gold
Monoblock Body
h:280 mm
Box: 8 Pcs




156823308 - 3/8"
156844308 - 1/2"
Kitchen Mixer
Swivel Casted Spout
Gold
Box: 8 Pcs



156801039 - 3/8"
156845039 - 1/2"
Regular Basin Mixer
Copper
h:120 mm
Box: 10 Pcs



156801739 - 3/8"
156845739 - 1/2"
Medium Basin Mixer
Copper
Monoblock Body
h:280 mm
Box: 8 Pcs



156801539 - 3/8"
156845539 - 1/2"
Tall Basin Mixer
Copper
Monoblock Body
h:280 mm
Box: 8 Pcs



156823339 - 3/8"
156844339 - 1/2"
Kitchen Mixer
Swivel Casted Spout
Copper
Box: 8 Pcs

NEW



156801037 - 3/8"
156845037 - 1/2"

Regular Basin Mixer
Titanium PVD
h:120 mm
Box: 10 Pcs



156801737 - 3/8"
156845737 - 1/2"

Medium Basin Mixer
Titanium PVD
Monoblock Body
h:280 mm
Box: 8 Pcs



156801537 - 3/8"
156845537 - 1/2"

Tall Basin Mixer
Titanium PVD
Monoblock Body
h:280 mm
Box: 8 Pcs



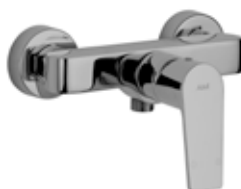
156823337 - 3/8"
156844337 - 1/2"

Kitchen Mixer
Swivel Casted Spout
Titanium PVD
Box: 8 Pcs



156805037

Bath Mixer
Titanium PVD
Box: 8 Pcs



156806537

Shower Mixer
Titanium PVD
Box: 8 Pcs



156805039

Bath Mixer
Copper
Box: 8 Pcs

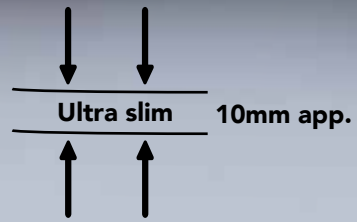


156806539

Shower Mixer
Copper
Box: 8 Pcs

Adell Moon

Ultra slim design with a deep engineering behind.





15830121 - 3/8"
15834521 - 1/2"

Basin Mixer
h:115 mm
Box: 10 Pcs



158301224 - 3/8"
158345224 - 1/2"

Basin Mixer Black
h:115 mm
Box: 10 Pcs



15830151 - 3/8"
15834551 - 1/2"

Tall Basin Mixer
h:260 mm
Box: 10 Pcs



158301524 - 3/8"
158345524 - 1/2"

Tall Basin Mixer Black
h:260 mm
Box: 10 Pcs



15830501

Bath Mixer
Box: 8 Pcs



158305024

Bath Mixer Black
Box: 8 Pcs



15830601

Shower Mixer
Box: 8 Pcs



158306024

Bath Mixer Black
Box: 8 Pcs



15832331 - 3/8"
15834431 - 1/2"

Kitchen Mixer
360° Swivel Spout
Box: 8 Pcs



158323324 - 3/8"
158344324 - 1/2"

Kitchen Mixer Black
360° Swivel Spout
Box: 8 Pcs

Adell Dora

Stylish D-Profile design with
round edges.



NEW

Adell Dora



15840121 - 3/8"
15844521 - 1/2"

Basin Mixer
h:115 mm
Box: 10 Pcs



158401224 - 3/8"
158445224 - 1/2"

Basin Mixer Black
h:115 mm
Box: 10 Pcs



↑
h:260 mm
↓

15840151 - 3/8"
15844551 - 1/2"

Tall Basin Mixer
h:260 mm
Box: 10 Pcs



↑
h:260 mm
↓

158401524 - 3/8"
158445524 - 1/2"

Tall Basin Mixer Black
h:260 mm
Box: 10 Pcs



15840511

Bath Mixer
Box: 8 Pcs



158405124

Bath Mixer Black
Box: 8 Pcs



15840611

Shower Mixer
Box: 8 Pcs



158406124

Bath Mixer Black
Box: 8 Pcs



15842331 - 3/8"
15844431 - 1/2"

Kitchen Mixer
360° Swivel Spout
Box: 8 Pcs



158423324 - 3/8"
158444324 - 1/2"

Kitchen Mixer Black
360° Swivel Spout
Box: 8 Pcs

Adell Bloc





15940101 - 3/8"
15944501 - 1/2"

Basin Mixer
h:120 mm
Box: 10 Pcs



15940151 - 3/8"
15944551 - 1/2"

Tall Basin Mixer
Monoblock Body
h:280 mm
Box: 8 Pcs



15940501

Bath Mixer
Box: 8 Pcs



15940601

Shower Mixer
Box: 8 Pcs



15942331 - 3/8"
15944431 - 1/2"

Kitchen Mixer
360° Swivel Spout
Box: 8 Pcs

Adell Neon

Adell Neon is designed to fit any bath or kitchen setting. This affordable yet stylish range ensures long-lasting, smooth performance.



15710101 - 3/8"
15714501 - 1/2"

Basin Mixer
h:100 mm
Box: 10 Pcs



15710211 - 3/8"
15714541 - 1/2"

S Basin Mixer
h:65 mm
Box: 10 Pcs



15711301 - 3/8"
15716601 - 1/2"

Bidet Mixer
- 360° Movable Adapter
Box: 10 Pcs



15713531 - 3/8"
15714531 - 1/2"

Basin Mixer
Swivel Spout
Box: 10 Pcs

NEW



15713541 - 3/8"
15714581 - 1/2"

S Basin Mixer
Swivel Spout
Box: 10 Pcs





15710501

Bath Mixer
Box: 8 Pcs



15710561

S Bath Mixer
Box: 8 Pcs



15710611

Shower Mixer
Box: 8 Pcs



15711131 - 3/8"
15714431 - 1/2"

Kitchen Mixer
Swivel Spout
Box: 8 Pcs



15711111 - 3/8"
15714411 - 1/2"

Kitchen Mixer
Swivel Spout
Swivel Adaptor Neoperl
Box: 8 Pcs

NEW



15711151 - 3/8"
15714451 - 1/2"

S Kitchen Mixer
Swivel Spout
Box: 8 Pcs



15711231

Wall Kitchen Mixer
W. Top Spout
Box: 8 Pcs

Adell Lento

Stylishly designed geometric shapes and subtle rounded edges.

Can't decide between rounded and angular style? Lento has a contemporary design combining geometric lines with rounded edges.



15490101 - 3/8"
15494501 - 1/2"

Regular Basin Mixer
h:95 mm
Box: 10 Pcs



15490171 - 3/8"
15494571 - 1/2"

Medium Basin Mixer
h:120 mm
Box: 8 Pcs



15490141 - 3/8"
15494591 - 1/2"

High Medium Basin Mixer
h:170 mm
Box: 8 Pcs



15490151 - 3/8"
15494551 - 1/2"

Tall Basin Mixer
h:280 mm
Durable Monoblock High Brass Body
Box: 8 Pcs



154901024 - 3/8"
154945024 - 1/2"

Regular Basin Mixer Black Black
h:95 mm
Box: 10 Pcs



154901524 - 3/8"
154945524 - 1/2"

Tall Basin Mixer Black
h:280 mm
Durable Monoblock High Brass Body
Box: 8 Pcs



15492231 - 3/8"
15494531 - 1/2"

Basin Mixer
Swivel Spout
Box: 10 Pcs

NEW



15490181 - 3/8"
15494581 - 1/2"

Basin Mixer
Swivel Spout
Box: 10 Pcs





15490501
Bath Mixer
Box: 8 Pcs



154905024
Bath Mixer Black
Box: 8 Pcs



15490601
Shower Mixer
Box: 8 Pcs



15491701
Bath Mixer
w. Swivel Spout
w. Flüh Ceramic Diverter
Box: 8 Pcs



15496101
Concealed Basin Mixer Set
- Lime Crushing Hidden Cache Aerator
Box: 8 Pcs



15491301 - 3/8"
15496601 - 1/2"
Bidet Mixer
- 360° Movable Adapter Neoperl
Box: 10 Pcs



15780161
Lento Rain Shower System
2 Way
Box: 1 Pcs



15490531
Lento Rain Shower System
3 Way
- Hidden Cache Aerator
Box: 1 Pcs



15492331 - 3/8"
15494431 - 1/2"
Kitchen Mixer
Swivel Spout

NEW



15490191 - 3/8"
15494561 - 1/2"
Kitchen Mixer
Swivel Spout



Adell Kubo

A Functional series with a robust and durable construction that continues to the future.



15960101 - 3/8"
15964501 - 1/2"
Regular Basin Mixer
h:105 mm
Box: 10 Pcs



15960151 - 3/8"
15964551 - 1/2"
Tall Basin Mixer
Monoblock Body
h:250 mm
Box: 8 Pcs



15960501
Bath Mixer
Box: 8 Pcs

Adell Evo

Minimalist and modern cylindrical design of Adell Evo offers a very modern sense of aesthetics look.



15950101 - 3/8"
15954501 - 1/2"


Regular Basin Mixer
h:105 mm
Box: 10 Pcs



15950501

Bath Mixer
Box: 8 Pcs

Concealed Solutions



15490711

Lento Comfortable
Concealed Bath Mixer Set

- Bath Spout
 - Concealed Bath Mixer
 - Control Unit Bath Mixer
 - Hand Shower
 - Rain Shower Head
 - Wall Hanger
 - Flexible Hose
- Box: 1 Pcs



15680711

Azure Comfortable
Concealed Bath Mixer Set

- Bath Spout
 - Concealed Bath Mixer
 - Control Unit Bath Mixer
 - Hand Shower
 - Rain Shower Head
 - Wall Hanger
 - Flexible Hose
- Box: 1 Pcs

Concealed Bath Mixer Sets



15490721

Lento Optimal
Concealed Bath Mixer Set

- Sigma Brass Raw Material Wall Hanger
 - Concealed Bath Mixer
 - Control Unit Bath Mixer
 - Hand Shower
 - Rain Shower Head
- Box: 1 Pcs

NEW



15490651

Lento Elegant
Concealed Bath Mixer Set

- Shower Spout
 - Concealed Bath Mixer
 - Control Unit Bath Mixer
 - Rain Shower Head
- Box: 1 Pcs

NEW



15490661

Lento Practical
Concealed Shower Mixer Set

- Shower Spout
 - Concealed Bath Mixer
 - Control Unit Bath Mixer
 - Rain Shower Head
- Box: 1 Pcs



15680721

Azure Optimal
Concealed Bath Mixer Set

- Sigma Brass Raw Material Wall Hanger
 - Concealed Bath Mixer
 - Control Unit Bath Mixer
 - Hand Shower
 - Rain Shower Head
- Box: 1 Pcs

NEW



156807124

Azure Comfortable
Concealed Bath Mixer Set Black

- Bath Spout
 - Concealed Bath Mixer
 - Control Unit Bath Mixer
 - Hand Shower
 - Rain Shower Head
 - Wall Hanger
 - Flexible Hose
- Box: 1 Pcs

NEW



156807224

Azure Optimal
Concealed Bath Mixer Set Black

- Sigma Brass Raw Material Wall Hanger
 - Concealed Bath Mixer
 - Control Unit Bath Mixer
 - Hand Shower
 - Rain Shower Head
- Box: 1 Pcs

Concealed Bath Mixers

NEW



15165161

Universal Concealed
Bath Mixer
Automatic Push Diverter
3 Way
Box: 8 Pcs

NEW



15685051

Azure Control Unit for
Concealed Bath Mixer
Box: 8 Pcs

NEW



15495081

Lento Control Unit for
Concealed Bath Mixer
Box: 8 Pcs



15165151

Universal Automatic Concealed
Bath Mixer
Automatic Push Diverter
2 Way
Box: 10 Pcs



15685021

Azure Control Unit for
Automatic Concealed Bath Mixer
Box: 10 Pcs



15495061

Lento Control Unit for
Automatic Concealed Bath Mixer
Box: 10 Pcs



15165051

Rondo Control Unit for
Automatic Concealed Bath Mixer
Box: 10 Pcs



151651524

Universal Automatic Concealed
Bath Mixer Black
Automatic Push Diverter
2 Way
Box: 10 Pcs



156850224

Azure Control Unit for
Automatic Concealed Bath Mixer
Black
Box: 10 Pcs



151651508

Universal Automatic Concealed
Bath Mixer Gold
Automatic Push Diverter
2 Way
Box: 10 Pcs



156850208

Azure Control Unit for
Automatic Concealed Bath Mixer
Gold
Box: 10 Pcs

Concealed Shower Mixers



15165111

Universal Concealed
Shower Mixer
Box: 10 Pcs



15685001

Azure Control Unit for
Concealed Shower Mixer
Box: 10 Pcs



15495031

Lento Control Unit for
Concealed Shower Mixer
Box: 10 Pcs



15165021

Rondo Control Unit for
Concealed Shower Mixer
Box: 10 Pcs



151651124

Universal Concealed
Shower Mixer
Black
Box: 10 Pcs



156850024

Azure Control Unit for
Concealed Shower Mixer
Black
Box: 10 Pcs



151651108

Universal Concealed
Shower Mixer
Gold
Box: 10 Pcs



154950308

Lento Control Unit for
Concealed Shower Mixer
Gold
Box: 10 Pcs



15165141

Temperature and Flow Adjustable
for Toilet Closet
Box: 10 Pcs



15912201

Rondo Control Unit for
Concealed Shower Mixer
Box: 10 Pcs

Concealed Bath Spouts



15685211
Azure Concealed
Bath Spout 1/2"
Box: 10 Pcs



156852108
Gold



156852124
Black



15685501
Azure Concealed
Shower Spout 1/2"
Box: 10 Pcs



156855008
Gold



156855024
Black



15380851
Sigma Concealed Wall
Connection
1/2"-1/2" Brass Raw
Material
Box: 10 Pcs



153808508
Gold



153808524
Black



15990951
Beta Concealed Wall
Connection
1/2"-1/2" Round Brass Raw
Material
Box: 10 Pcs



159909508
Gold



159909524
Black



15720881
Amaze Concealed Wall
Connection
1/2"-1/2" Square Brass Raw
Material
Box: 10 Pcs



157208808
Gold



157208824
Black



15990971
Alfa Concealed Wall
Connection
1/2"-1/2" Square Brass Raw
Material
Box: 10 Pcs

Shattaf Shower Sets



15752713

Shattaf 202 Set

- 1/2 "-3/8 Adapter included
 - Hand shower wash area 1000 mm.
 - Hose and hand shower are included.
 - Single Entry 1/2"
- Box: 50 Pcs



15492111

Small Shattaf Mixer & Shattaf Set

- Single Entry 1/2"
 - Axis Range 100 mm
- Box: 10 Pcs



15165901

Shattaf Tap & Shattaf Set

- Single Entry 1/2"
- Box: 10 Pcs

NEW



15682121

Azure Concealed Shattaf Set

- 1/2 "-3/8 Adapter included
 - Hand shower wash area 1000 mm.
 - Hose and hand shower are included.
 - Concealed Shower Mixer
 - Control Unit Shower Mixer
 - Beta Wall connection 1/2"-1/2"
- Box: 8 Pcs

NEW



15162121

Rondo Concealed Shattaf Set

- 1/2 "-3/8 Adapter included
 - Hand shower wash area 1000 mm.
 - Hose and hand shower are included.
 - Concealed Shower Mixer
 - Control Unit Shower Mixer
 - Beta Wall connection 1/2"-1/2"
- Box: 8 Pcs

Adell Shower Systems



Rain Shower Sets

Rain pleasure complete with the mixer.

Our rain shower sets will make you feel the relaxing effect of rain. Refresh and gain strength. It is nice to feel the relaxing effect of the rain, to soak in the rain. How about getting rid of all the fatigue of the day and enjoying the water, reaching a pleasant minute?



15780121

Azure Rain Shower Set
2 Way

- Shower mixer and shower set.
- Telescopic height adjustable rain shower head 80mm – 440mm
- Adjustable shower strap on slider
- Brass Diverter

Box: 1 Pcs



15680531

Azure Rain Shower Set
3 Way

- Hidden Cache Aerator
- Shower mixer and shower set.
- Telescopic height adjustable rain shower head 80mm – 440mm
- Adjustable shower strap on slider
- Brass Diverter

Box: 1 Pcs



15780161

Lento Rain Shower Set
2 Way

- Shower mixer and shower set.
- Telescopic height adjustable rain shower head 80mm – 440mm
- Adjustable shower strap on slider
- Brass Diverter

Box: 1 Pcs



15490531

Lento Rain Shower Set
3 Way

- Hidden Cache Aerator
- Shower mixer and shower set.
- Telescopic height adjustable rain shower head 80mm – 440mm
- Adjustable shower strap on slider
- Brass Diverter

Box: 1 Pcs

Adell Mode S NEW

The essential elements of a great shower.



15780191

Mode S
Rain Shower Set

- Compatible with all bath and shower mixers.
 - Slider length: 1150 mm.
 - Silver Shower hose: 1500 mm.
 - Adjustable shower strap on slider
 - Rain shower head 200x200 mm.
 - 3 Function hand shower
 - Brass Diverter
- Box: 6 Pcs



15782023


Mode S
Sliding Shower Set

- Silver Shower hose: 1500 mm.
 - 3 Function Hand Shower
- Box: 10 Pcs



15784107

400 mm Brass
Wall Connection 1/2"



15781013

Level Rain Shower Head
200x200 mm

- Rotating connection, provides free orientation
 - Easy cleanable ends and non calcification function.
- Box: 20 Pcs



15786019

Mode S
Shower Set With Holder

- Silver Shower hose: 1500 mm.
 - 3 Function Hand Shower
- Box: 12 Pcs



15783019

Mode S
Hand Shower

- 3 Function Hand Shower
- Box: 20 Pcs

**15757021**

Silver Pvc Shower Hose
 - 1/2"x1/2" 1500 mm
 - Anti-twist,
 - Non-foldable,
 - Non swellable,
 - Dirt repellent
 Box: 20 Pcs

**15784103 - 300 mm Brass****15784105 - 70 mm Brass**

Ceiling Connection 1/2"

**15753001**

Rain Shower Head 1/2"

- Rotating connection, provides free orientation
 - Easy cleanable ends and non calcification function.
 - ø 200 mm.
- Box: 20 Pcs

**15780181**

Mode
 Rain Shower Set

- Compatible with all bath and shower mixers.
 - Slider length: 1150 mm.
 - Silver Shower hose:1500 mm.
 - Adjustable shower strap on slider
 - Rain shower head ø 200 mm.
 - 3 Function hand shower
 - Brass Diverter
- Box: 6 Pcs

**15782024**

Mode
 Sliding Shower Set

- Silver Shower hose:1500 mm.
 - 3 Function Hand Shower
- Box: 10 Pcs

**15784104**

400 mm Brass

Wall Connection 1/2"

**15784102 - 300 mm Brass****15784101 - 180 mm Brass**

Wall Connection 1/2"

**15786020**

Mode
 Shower Set With Holder

- Silver Shower hose:1500 mm.
 - 3 Function Hand Shower
- Box: 12 Pcs

**15783020**

Mode
 Hand Shower

- 3 Function Hand Shower
- Box: 20 Pcs

Adell Lido



15780201

Lido
Rain Shower Set

- Compatible with all bath and shower mixers.
 - Slider length: 1150 mm.
 - Shower hose:1500 mm.
 - Adjustable shower strap on slider
 - Rain shower head 200x200 mm.
 - 3 Function hand shower
 - Brass Diverter
- Box: 6 Pcs



15782010

Lido
Sliding Shower Set

- Silver Shower hose:1500 mm.
 - 3 Function Hand Shower
- Box: 10 Pcs



15786010

Lido
Shower Set With Holder

- Silver Shower hose:1500 mm.
 - 3 Function Hand Shower
- Box: 12 Pcs



15757001- 1500 mm

15757002- 1200 mm

Star PVC Shower Hose
Anti Twist
- 1/2"x1/2"
Box: 20 Pcs



15783010

Lido
Hand Shower

- 3 Function Hand Shower
- Box: 20 Pcs

NEW

Adell Mode S Black



157570124

Silver Pvc Shower Hose Black

- 1/2"x1/2" 1500 mm
 - Anti-twist,
 - Non-foldable,
 - Non swellable,
 - Dirt repellent
- Box: 20 Pcs



157841124

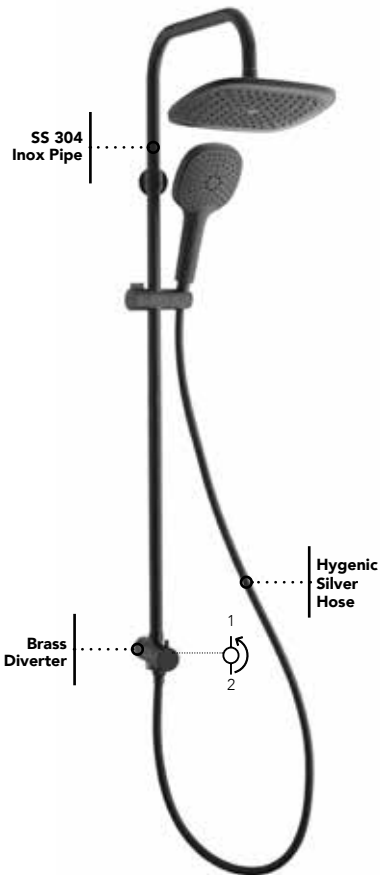
400 mm Brass Black
Wall Connection 1/2"



157810124

Level Rain Shower Head Black
200x200 mm

- Rotating connection, provides free orientation
 - Easy cleanable ends and non calcification function.
- Box: 20 Pcs



157801924

Mode S Black
Rain Shower Set

- Compatible with all bath and shower mixers.
 - Slider length: 1150 mm.
 - Silver Shower hose:1500 mm.
 - Adjustable shower strap on slider
 - Rain shower head ø 200 mm.
 - 3 Function hand shower
 - Brass Diverter
- Box: 6 Pcs



157820224

Mode S Black
Sliding Shower Set

- Silver Shower hose:1500 mm.
 - 3 Function Hand Shower
- Box: 10 Pcs



157860124

Mode S Black
Shower Set With Holder

- Silver Shower hose:1500 mm.
 - 3 Function Hand Shower
- Box: 20 Pcs



157830124

Mode S Black
Hand Shower

- 3 Function Hand Shower
- Box: 20 Pcs

Pro-Solutions For Public Use

Sustainable Solutions For Your Business

We developed a range of products that protect water in public areas such as shopping malls, hotels, sports complexes, hospitals, schools, airports etc. Pro solutions provides uninterrupted operation with efficient customer service.



NEW



15453451 - 3/8"
15454561 - 1/2"

Azure Electronic Tall
Single Entry Basin Tap
Electric and Battery
h:250 mm
Box: 8 Pcs



15453401 - 3/8"
15454511 - 1/2"

Azure Electronic Basin Mixer
Single Entry Basin Tap
Electric and Battery
Box: 8 Pcs



15452601 - 3/8"
15454501 - 1/2"

Sensomax Electronic
Single Entry Basin Tap
Electric and Battery
Box: 8 Pcs



15453301 - 3/8"
15454521 - 1/2"

Solo Electronic
Single Entry Basin Tap
Electric and Battery
Box: 8 Pcs



15459901

Valmix Temperature
Pre-setting Mixer
Hot-Cold Mixing
F1/2-M3/8"-M3/8"
Box: 24 Pcs



15340601 - 3/8"
15344611 - 1/2"

Rondo Self Closing Basin Mixer
Single inlet.
- Lime Crushing Hidden Cache Aerator
Box: 8 Pcs



15340501

Self Closing Urinal
Tap 1/2" Single inlet.
Box: 8 Pcs

Pro-Solutions For Public Use

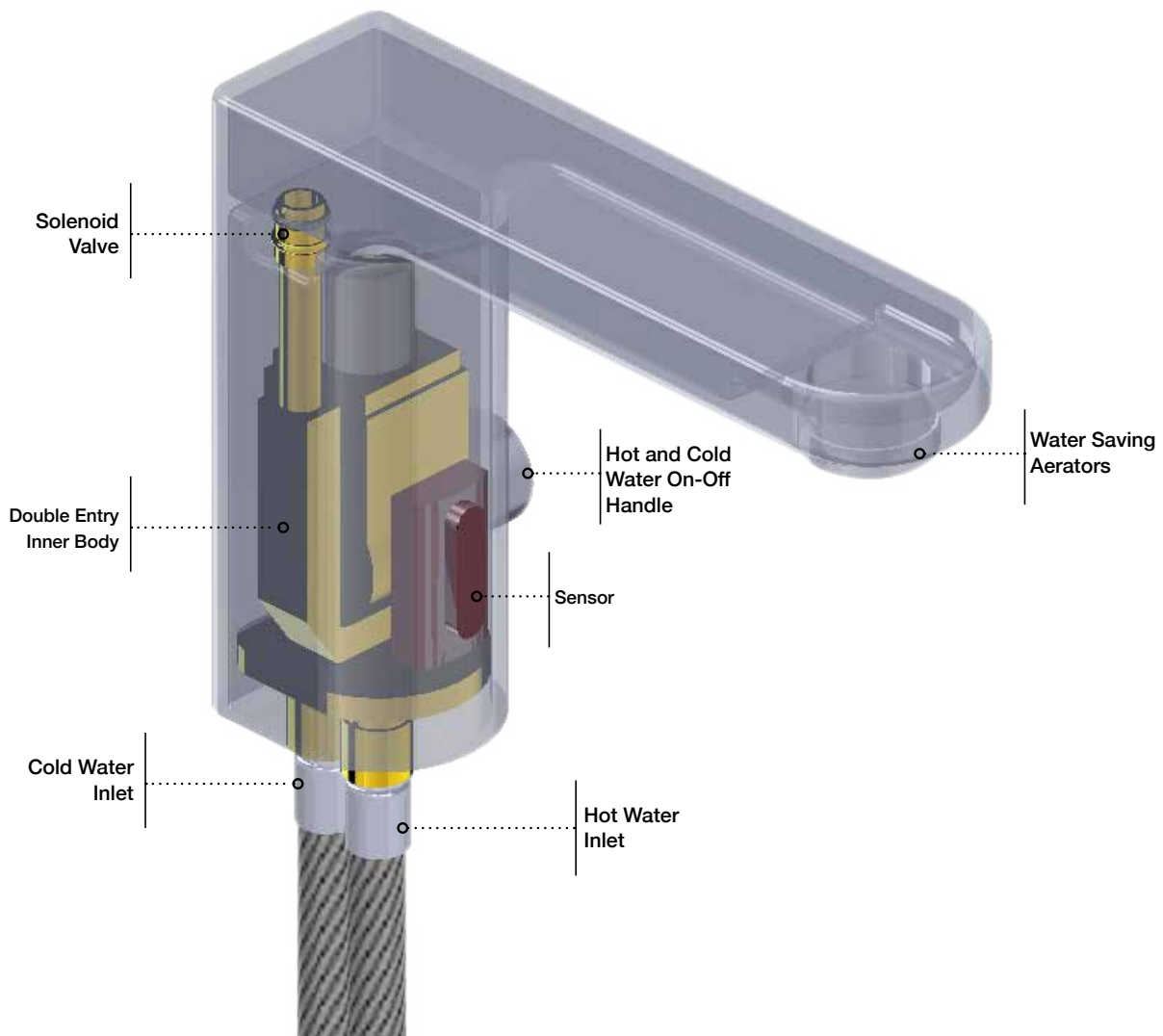
NEW



15452611 - 3/8"

15454541 - 1/2"

Sensomax Electronic
Double Entry Basin Tap
Cold & Hot Water
Electric and Battery
- Lime Crushing Hidden Cache Aerator



Kitchen Mixers



**We are very passionate to combine design
and function in the kitchen.**

We believe a home kitchen is the place for the most intimate moments
and is the center of that house! Innovative, functional Adell kitchen
mixers enhance your kitchen.



Adell Kelvin Kitchen Mixers

Flexibility Meets Design

Kelvin has the flexibility to deliver water to every corner of even double sinks with its spiraled head and 360° swivel spout.



MagnetClick™

At the end of Use, Adell MagnetClick™ magnetic system makes it easy to pull back the hood and pin it down.



EasyFix™

Thanks to special water connection, it is very easy to assemble the mixer in narrow spaces.



Soft Flow Function

As standard the water comes in the soft form mixed with air thanks to water saving aerator.



Jet Flow Function

With the pull of the button located at the bottom of the spout, the water flow turns into strong jet form to easily clean tough remains on dishes.

Adell Kelvin Kitchen Mixers



15731161 - 3/8"
15734461 - 1/2"

Kelvin
Pull Out Kitchen Mixer
360° Swivel Spout
-Washing Area 800 mm
Box: 8 Pcs



157311616 - 3/8"
157344616 - 1/2"

Kelvin
Pull Out Kitchen Mixer
360° Swivel Spout
Super White
-Washing Area 800 mm
Box: 8 Pcs



157311614 - 3/8"
157344614 - 1/2"

Kelvin
Pull Out Kitchen Mixer
360° Swivel Spout
Metallic Black
-Washing Area 800 mm
Box: 8 Pcs



157311607 - 3/8"
157344607 - 1/2"

Kelvin
Pull Out Kitchen Mixer
360° Swivel Spout
Graphite Grey
-Washing Area 800 mm
Box: 8 Pcs



157311603 - 3/8"
157344603 - 1/2"

Kelvin
Pull Out Kitchen Mixer
360° Swivel Spout
Cream
-Washing Area 800 mm
Box: 8 Pcs

Adell Klein Kitchen Mixers



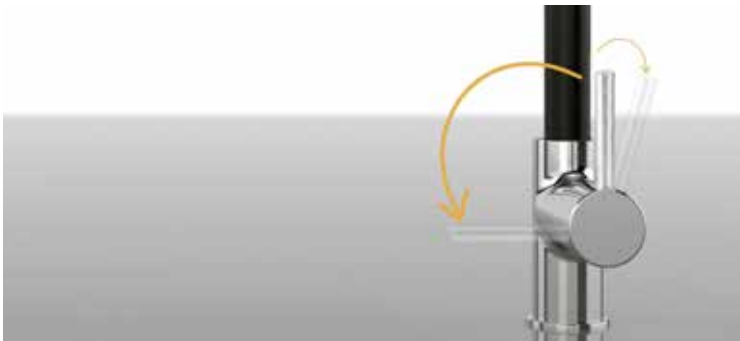
EasyFix™

Thanks to special water connection, it is very easy to assemble the mixer in narrow spaces.



Swivel Connection

Thanks to the hinged hand shower, it provides ease of use. You can easily reach all the points of your sink. You can use flex hose for many years without breaking.



Angle of Handle

Thanks to special design of body machining the handle opens almost vertically to avoid hits to the surface behind the kitchen worktable.



Soft Flow Function

As standard the water comes in the soft form mixed with air thanks to water saving aerator.

Adell Klein Kitchen Mixers



15731171 - 3/8"
15734471 - 1/2"

Klein
Pull Out Kitchen Mixer
360° Swivel Spout
-Washing Area 800 mm
Box: 8 Pcs



157311716 - 3/8"
157344716 - 1/2"

Klein
Pull Out Kitchen Mixer
360° Swivel Spout
Super White
-Washing Area 800 mm
Box: 8 Pcs



157311714 - 3/8"
157344714 - 1/2"

Klein
Pull Out Kitchen Mixer
360° Swivel Spout
Metallic Black
-Washing Area 800 mm
Box: 8 Pcs

Kitchen Mixers for Water Purification Systems



Neoperl Perlator HC Flow Thru Aerator

Inner stream part is for filtered water while outer stream path delivers aerated tap water through dependable Perlator Honeycomb aerator part.



Seperated Tubes

A special copper tube delivers filtered water.

Kitchen Mixers for Water Purification Systems



15491131-3/8"
15494491-1/2"

Lento Kitchen Mixer Mode Pro Max
W. Inlet For Filtered Water Swivel Spout
Brass Body & Spout
Double Tube Technology
Box: 8 Pcs



15491121-3/8"
15494451-1/2"

Lento Kitchen Mixer Pro
W. Inlet For Filtered Water Swivel Spout
Brass Body & Spout
Double Tube Technology
Box: 8 Pcs



15161141-3/8"
15164471-1/2"

Rondo Kitchen Mixer Pro Max
W. Inlet For Filtered Water Swivel Spout
Brass Body & Spout
Double Tube Technology
Box: 8 Pcs



15161121-3/8"
15164421-1/2"

Rondo Kitchen Mixer Pro
W. Inlet For Filtered Water Swivel Spout
Brass Body & Spout
Double Tube Technology
Box: 8 Pcs

NEW



151611226-3/8"
151644226-1/2"

Rondo Kitchen Mixer Pro White
W. Inlet For Filtered Water Swivel Spout
Brass Body & Spout
Double Tube Technology
Box: 8 Pcs

NEW



151611224-3/8"
151644224-1/2"

Rondo Kitchen Mixer Pro Black
W. Inlet For Filtered Water Swivel Spout
Brass Body & Spout
Double Tube Technology
Box: 8 Pcs

Adell Inova Kitchen Mixers



15293441 - 3/8"
15294441 - 1/2"

Inova 2
Kitchen Mixer
360° Swivel Spout
Box: 8 Pcs



152934316 - 3/8"
152944316 - 1/2"

Inova 2
Kitchen Mixer
360° Swivel Spout
Super White
Box: 8 Pcs



152934324 - 3/8"
152944324 - 1/2"

Inova 2
Kitchen Mixer
360° Swivel Spout
Black
Box: 8 Pcs



152934305 - 3/8"
152944305 - 1/2"

Inova 2
Kitchen Mixer
360° Swivel Spout
Beige
Box: 8 Pcs

Adell Rondo Kitchen Mixers



15162331 - 3/8"
15164431 - 1/2"

Rondo
Kitchen Mixer
Swivel Spout
Chrome
Box: 8 Pcs



151623306 - 3/8"
151644306 - 1/2"

Rondo
Kitchen Mixer
Swivel Spout
Super White
Box: 8 Pcs



151623313 - 3/8"
151644313 - 1/2"

Rondo
Kitchen Mixer
360° Swivel Spout
Cream
Box: 8 Pcs



151623315 - 3/8"
151644315 - 1/2"

Rondo
Kitchen Mixer
360° Swivel Spout
Beige
Box: 8 Pcs



151623344 - 3/8"
151644344 - 1/2"

Rondo
Kitchen Mixer
360° Swivel Spout
Granite Black
Box: 8 Pcs



151623374 - 3/8"
151644374 - 1/2"

Rondo
Kitchen Mixer
360° Swivel Spout
Metallic Black
Box: 8 Pcs



151623357 - 3/8"
151644357 - 1/2"

Rondo
Kitchen Mixer
360° Swivel Spout
Titanium Grey
Box: 8 Pcs



151623367 - 3/8"
151644367 - 1/2"

Rondo
Kitchen Mixer
360° Swivel Spout
Graphite Grey
Box: 8 Pcs



151623334 - 3/8"
151644334 - 1/2"

Rondo
Kitchen Mixer
360° Swivel Spout
Full Granite Black
Box: 8 Pcs



151623317 - 3/8"
151644317 - 1/2"

Rondo
Kitchen Mixer
360° Swivel Spout
Full Titanium Grey
Box: 8 Pcs



151623326 - 3/8"
151644326 - 1/2"

Rondo
Kitchen Mixer
360° Swivel Spout
Full White
Box: 8 Pcs



151623303 - 3/8"
151644303 - 1/2"

Rondo
Kitchen Mixer
360° Swivel Spout
Full Cream
Box: 8 Pcs

Adell Lento Kitchen Mixers

In harmony or in contrast:
Choose your color.

Adell kitchen faucet collection was expanded with black-granite, white-granite and cream-granite alternatives to be integrated harmoniously in the kitchen's colour concept or deliberate contrast with the surrounding area.





15492341 - 3/8"
15494441 - 1/2"

Kitchen Mixer
Swivel Spout
Swivel Adaptor Neoperl




Granite White
154923336 - 3/8"
154944336 - 1/2"



Granite Cream
154923333 - 3/8"
154944333 - 1/2"




Granite Black
154923334 - 3/8"
154944334 - 1/2"



15492371 - 3/8"
15494321 - 1/2"

Flexy Kitchen Mixer



Flexible



15490421

Wall Kitchen Mixer
W. Top Spout



15492331 - 3/8"
15494431 - 1/2"

Kitchen Mixer
Swivel Spout



15491101-3/8"
15494401-1/2"

Kitchen Mixer W. Boiler Inlet
Swivel Spout



15490191 - 3/8"
15494561 - 1/2"

Kitchen Mixer
Swivel Spout



Boiler

NEW



Adell Luna Kitchen Mixers



15021111 - 3/8"
15024411 - 1/2"

Luna
Kitchen Mixer 360°
Swivel Spout
Chrome
Box: 8 Pcs



150211116 - 3/8"
150244116 - 1/2"

Luna
Kitchen Mixer 360°
Swivel Spout
Super White
Box: 8 Pcs



150211103 - 3/8"
150244103 - 1/2"

Luna
Kitchen Mixer 360°
Swivel Spout
Cream
Box: 8 Pcs



150211105 - 3/8"
150244105 - 1/2"

Luna
Kitchen Mixer 360°
Swivel Spout
Beige
Box: 8 Pcs



150211134 - 3/8"
150244134 - 1/2"

Luna
Kitchen Mixer 360°
Swivel Spout
Granite Black
Box: 8 Pcs



150211114 - 3/8"
150244114 - 1/2"

Luna
Kitchen Mixer 360°
Swivel Spout
Metallic Black
Box: 8 Pcs



150211117 - 3/8"
150244117 - 1/2"

Luna
Kitchen Mixer 360°
Swivel Spout
Titanium Grey
Box: 8 Pcs



150211107 - 3/8"
150244107 - 1/2"

Luna
Kitchen Mixer 360°
Swivel Spout
Graphite Grey
Box: 8 Pcs

Taps



15490301 - 3/8"
15490311 - 1/2"
Lento Basin Mixer
Single Entry
w. Flexible Hose
Included Ceramic Cartridge
Box: 10 Pcs



15010301 - 3/8"
15010331 - 1/2"
Luna Basin Mixer
Single Entry
w. Flexible Hose
Box: 10 Pcs



15900911 - 1/2"
Star Basin Mixer
Single Entry
w. Flexible Hose
Box: 10 Pcs



15900301
Luna Long Tap 1/2"
w. Aerator
Ceramic Cartridge
Box: 20 Pcs



15082431 - 3/8"
15082421 - 1/2"
Rondo Basin Mixer
Swivel Spout
Single Entry
w. Flexible Hose
Box: 10 Pcs



15082531 - 3/8"
15084421 - 1/2"
Rondo Kitchen Mixer
Swivel Spout
Single Entry
w. Flexible Hose
Box: 10 Pcs



15900101
Neva Long Tap
w. Rosette 1/2"
Box: 40 Pcs



15900111
Neva Short Tap
w. Rosette 1/2"
Box: 50 Pcs



15900121
Neva Washing Machine Tap
w. Rosette 1/2-3/4"
Box: 50 Pcs



15900131
Neva Washing Machine Tap
Hose Connection
w. Rosette 1/2-3/4"
Box: 50 Pcs

Under Wash Taps



15911011 - 1/2" - 3/8"

15911021 - 1/2" - 1/2"

Beta Under Wash
Basin Tap w. Rosette
w. 90° Ceramic Headwork
Box: 40 Pcs



15912001 - 1/2" - 3/8"

15912011 - 1/2" - 1/2"

Beta Max
Under Wash Basin Tap
Long & Heavy Type w. Rosette
w. 90° Ceramic Headwork
Box: 40 Pcs



15910201 - 1/2" - 3/8"

15910211 - 1/2" - 1/2"

Opak
Under Wash Basin Tap
Matte Chrome
Box: 40 Pcs



15910203 - 1/2" - 3/8"

15910214 - 1/2" - 1/2"

Opak
Chrome Under Wash
Basin Tap
w. Rosette
Box: 40 Pcs



15910301 - 1/2" - 3/8"

15910311 - 1/2" - 1/2"

Trio
Under Wash Basin Tap
w. Rosette
Box: 40 Pcs



15910521 - 1/2" - 3/8"

15910531 - 1/2" - 1/2"

Venus
Under Wash Basin Tap
w. Rosette
Box: 40 Pcs



15912401 - 1/2" - 3/8"

15912411 - 1/2" - 1/2"

Kombo Under Wash
BasinTap w. Filter
Matte Chrome
Box: 40 Pcs



15910221 - 1/2" - 3/8"

15910231 - 1/2" - 1/2"

Opak Under Wash
Basin Tap w. Filter
Matte Chrome
Box: 40 Pcs



15911101 - 1/2" - 3/8"

15911111 - 1/2" - 1/2"

Alp Under Wash
Basin Tap w. Filter
Matte Chrome
Box: 40 Pcs



15911201 - 1/2" - 3/4"

Som Washing Machine Tap
Matte Chrome
Box: 40 Pcs

Concealed Taps



15912041 - 1/2"

Beta Max Concealed Tap
w. 90° Ceramic Headwork
Box: 40 Pcs



159120408 - 1/2"

Beta Max Concealed Tap
Gold
w. 90° Ceramic Headwork
Box: 40 Pcs



15912601 - 1/2"

Beta Concealed Tap
w. 90° Ceramic Headwork
Box: 40 Pcs



15910861 - Ø 20 mm

Beta Concealed Tap
PPRC Body
w. 90° Ceramic Headwork
Box: 40 Pcs

Sphones



15800111

Manuel Pop-up Siphon Brass
NF Certificate 1 1/4"
Box: 10 Pcs



15800121

Manuel Pop-up Siphon Plastic
NF Certificate 1 1/4"
Box: 10 Pcs



15801801 - w.Hole

15801901 - w/o Hole

ST 01
Automatic Drain Plug 1 1/4"
Box: 20 Pcs



158018008 - w.Hole

158019008 - w/o Hole

ST 01 Automatic
Drain Plug Gold 1 1/4"
Box: 20 Pcs



158018024 - w.Hole

158019024 - w/o Hole

ST 01 Automatic
Drain Plug Black 1 1/4"
Box: 20 Pcs

Adell Tap Cleaner



Tap Cleaner Spray for Metal Parts

In the bathroom you want everything to shine, but the common sanitary cleaners often affect taps and fittings. Indeed, the taps are thoroughly clean afterwards, but there is always a risk of having damaged the gasket and components (e.g. valves and cartridges). Often aggressive cleaners are the reason for complaints. Therefore we recommend our Tap-Cleaner for the correct cleaning and care. Limescale and deposits will be removed gently without harming the surrounding ceramic and enamel surfaces. Thus preserving the value of the sanitary objects for a long time.

| | |
|--------------------|--|
| Code Number | 18330005 |
| Description | Tap-Cleaner |
| Application | For daily cleaning and care of taps and whirl pool jets |
| Surfaces | Chrome, stainless steel, brass, gold glossy/ matchchromed, satined and gold plated surfaces |
| Customer's Benefit | For brilliant metal surfaces Protects valves and internal components Dirt-repellent through beading effect, antistatic effect Enamel- and eco-friendly, bio-degradable TÜV certified quality |
| How To Use | Spray cleaner onto the tap, allow to work briefly and then rinse with warm water and rub dry |
| Advice | Do not use on limestone surfaces (marble). |
| Storage | At +5° to 30°C, minimum durability 10 years |
| Contents | Spray bottle 750 ml |



All chrome that shines!

Commercial detergents for fittings contain potent acids to effectively remove limescale. In doing so the fittings get cleaned, yet, there is a risk of also affecting the surrounding enamel surfaces of the bathtub or the shower tray in an unfavourable way. Cramer Chrome-Polish removes heavy stains and traces of oxidation leaving shiny fittings. With its enamel-friendly formulation it is also non-hazardous to the surrounding surfaces in the bathroom and leaves them sparkling as well.

| | |
|--------------------|--|
| Code Number | 18330004 |
| Description | Chrome-Polish |
| Application | Chrome polish for heavily stained and corroded surfaces |
| Surfaces | Glossy and matt chrome surfaces |
| Customer's Benefit | Thoroughly but gently cleans the surface, Acid-free and enamel-friendly formulation, Concentrated cleaning compound, Gentle on the skin, pleasant scent |
| How To Use | Cleaning: Apply a hazel nut sized amount of Chrom-Polish on a damp sponge and rub well on wet surface, rinse off with warm water and rub dry. Polishing: polish the cleaned surface with Chrom-Polish applied on a damp cotton cloth, rinse off and rub dry. |
| Advice | Please note: Check for compatibility on a small inconspicuous spot, first! |
| Storage | At +5° to 30°C, minimum durability 5 years |
| Contents | Tube 100 ml |



ADELL Head Office and Manufacturing Facility - Istanbul / Türkiye

ADELL, is a registered trademark of Adell Faucet and Metal Industries, Inc. Adell has been classified by the Turkish Patent Institute as a "well-known brand". We would like to thank all the persons and organizations who have been involved in the preparation of this catalogue, Adell reserves the right to make changes in the products, models, surfaces, colours and technical specifications in this catalogue. Colours in the catalogue may vary due to printing technology. The copyright of this catalogue belongs to Adell. Without the written permission of Adell no part, article, photo, text, of this catalogue can be copy or published.



• Our right to make changes in model, technical features and selling conditions without notice is reserved.

A Willing Social Responsibility Project





İSTANBUL SU MÜZESİ

İSTANBUL WATER MUSEUM

Water is the life, the elixir of life. Water, having the power of purification and cleaning, is the symbol of purity, simplicity and wisdom in all civilizations. Istanbul Water Museum, the water of immortality, means sweet and fresh water whose drops give an endless life. Fountains, hamams (Turkish public baths), 'Sadırvan' (a fountain used for ritual ablutions), cisterns, water canals and aqueducts have risen as the artifacts of this civilization throughout history. That's why we named our collection of water civilization as "Istanbul Water Museum" as an expression of tribute and respect to water.

Adell Co. inc, collects historical artifacts related to our water civilization as a sustainable social responsibility project in order to improve public awareness about water, introduce the water civilization and hamam culture from past to present, bring the values sinking into oblivion to light. It also organizes trainings and seminars, and holds exhibitions on water saving and water management.

Our Istanbul Water Museum Collection of Water Civilization aims to present the phases of our water civilization with its deep rooted history.

Istanbul Water Museum is exhibited at a permanent exhibition hall of the head office in İkitelli Organized Industrial Zone and is open to visits.

You can discover details of Istanbul Water Museum activities our web site.
Additional information about Istanbul Water Museum
<http://istanbulsumuzesi.org/>

<https://www.watermuseums.net/museum/ab-i-hayat-anatolian-water-civilizations-museum-turkey/>

Member of:



United Nations
Educational, Scientific and
Cultural Organization



International
Hydrological
Programme



Adell

Adell Faucet & Metal Industries, Inc.
İkitelli Organize Sanayi Bölgesi Mahallesi
Hürriyet Bulvarı No:54 / PC:34490
Başakşehir / İstanbul / Türkiye
Tel +90 212 486 20 00
info@adell.com - www.adell.com