

## PHOTOMETRIC DATA

BEAM ANGLE 15° @ 50 %		mt 5	mt 10	mt 15	mt 20	mt 25
		ft 16.40	ft 32.81	ft 49.21	ft 65.62	ft 82.02
3200 K	Lux Center [lx]	8568	2142	952	536	343
	Foot Candles [fc]	796	199	88	50	32
4000 K	Lux Center [lx]	10710	2678	1190	669	428
	Foot Candles [fc]	995	249	111	62	40
5600 K	Lux Center [lx]	12060	3015	1340	754	482
	Foot Candles [fc]	1121	280	125	70	45
	Diameter [cm]	132	263	395	527	658
	Diameter [ft]	4.32	8.64	12.96	17.28	21.60

BEAM ANGLE 50° @ 10 %		mt 3	mt 6	mt 9	mt 12	mt 15
		ft 9.84	ft 19.68	ft 29.53	ft 39.37	ft 49.21
3200 K	Lux Center [lx]	5500	1375	611	344	220
	Foot Candles [fc]	511	128	57	32	20
4000 K	Lux Center [lx]	6800	1700	756	425	272
	Foot Candles [fc]	632	158	70	39	25
5600 K	Lux Center [lx]	7750	1938	861	484	310
	Foot Candles [fc]	720	180	80	45	29
	Diameter [cm]	280	560	839	1119	1399
	Diameter [ft]	9.18	18.36	27.54	36.72	45.90

## FEATURES



## OUTPUT

- Multi-chip LED source
- LED source: 800 W
- Lumen output: 22,000 lm
- CRI: up to 98
- TLCI: up to 96
- LED lifespan: 20,000 hours (70% lumen output)

## OPTICAL GROUP

- 15°- 50° linear zoom
- Ø 250 mm Fresnel lens
- Indexable beam shaper (2:1 ratio) with endless continuous rotation
- Heavy frost filter insertable via DMX
- Retractable 'top hat'

## COLOR & WHITE GENERATION

- 6-color LED engine
- Linear CCT (1,800 K - 10,000 K)
- Linear 'green saturation'
- 100 gel filters emulation:
  - Linear crossfade from gel filters emulation to CCT whites
  - Linear crossfade between emulated gel filters
  - True color of gel filters emulation at any CCT value
- "Raw" RGBACL color-mixing in 'Advanced' mode
- Deep blue and Deep red filters (DMX-selectable)

## ROTATING FRAMING SYSTEM

- 2-blade rotating framing system
- Real "curtain" effect for each blade
- 60° rotation for each blade (+/- 30°)
- 200° full system rotation (+/- 100°)

## DIMMER

- Hi-Q Dimming technology
- Tungsten Emulation function

## CONTROL

- LCD graphic display + 4 soft-keys ("auto-flip" and "key-lock" functions available)
- Art-Net 4, sACN, RDM/DMX 512 protocols
- "Standard", "Silent" and "Ultra Silent" operation modes
  - Noise level in Silent mode: 37 dBA @ 1m (normal operation, full power)
- Firmware updatable via DTS firmware uploader dongle
- "Li-Fe" backup battery allows the use of the unit's on-board display when it is not powered, besides ensuring a safe return and blockage of the top hat during shut down.

## DMX

- 5 DMX modes:
  1. CCT (default)
  2. Advanced
  3. Basic
  4. Expo
  5. CMY Emulation

## PAN & TILT

- Pan 540°
- Tilt 230°
- 16-bit resolution
- Pan / Tilt lock

## POWER SUPPLY

- Electronic Wide-range 100/240 Vac 50-60 Hz
- Power consumption: 800 W max
- Power Factor: PF >0.90

## CONNECTIONS

- DMX:
  - XLR 3-pole and 5-pole In/Out panel connectors
- Power supply:
  - PowerCON TRUE1 panel connectors
- Art-Net / sACN:
  - EtherCON RJ45 panel connector

## CIRCUITS PROTECTION

- Overvoltage and overtemperature circuits protection

## OPERATING TEMPERATURE

-10 / 45 °C

## STORAGE TEMPERATURE

-20 / 60 °C

## PHYSICAL

- IP20
- Weight: 34 Kg (75 lbs)
- Finishing: Black

## ACCESSORIES

- 2x Omega bracket with 1/4 turn "Fast Lock" connection (code 02K00549)
- 1x PowerCON TRUE1 female connector (code 0520P066)

## OPTIONAL ACCESSORIES

- Alliscaf clamp for tube diameter 48-51 mm max. load: 200 Kg (code 0521A033)
- G-QUICK clamp Professional max. load 100 Kg (code 0521A037)
- Safety cable 5 x 600 mm max capacity load 60 Kg (code 0521A038)
- DTS firmware uploader dongle (code 03.LA.206)



**D.T.S. Illuminazione srl**  
via Fagnano Selve 12/14  
47843 Misano Adriatico (RN)  
ITALY

Phone +39 0541 611131  
Email [info@dts-lighting.it](mailto:info@dts-lighting.it)

dts.lighting



# ALCHEMY 7



The alchemy  
that gets you  
further


# ALCHEMY 7



A combination between  
precision and creativity:


## THE PERFECT ALCHEMY

## MAIN FEATURES



### INCREASED POWER

Alchemy's excellent lighting performance granted by the 6-color chip LED has been included into this fixture with a more powerful source.  
In fact, Alchemy 7 features an 800 W LED source that ensures a greater output, delivering up to 22,000 lumen.  
The optical group is characterized by a 15° to 50° linear zoom that projects an extra-bright light beam, evenly diffused at any zoom angle.



### TOP-NOTCH WASH FRAMING SYSTEM

Alchemy 7 features a new **2-blade framing system** operating on two discrete planes.  
This setup allows a complete **curtain effect**: each blade can fully enter the visual field to conveniently contain the light projection.  
In addition to the whole framing system rotation of 200° (+/- 100°), each blade can produce a 60° rotation (+/- 30°) ensuring maximum freedom of use.

### QUIETER THAN A LIBRARY

The **Silent operation mode** is reconfirmed in Alchemy 7 to match the necessities of theatre and television.  
With an observed noise level of **37dBA @ 1 m** in normal operation in full power, this projector makes less noise than a quiet library, where the standard volume equals to 40dBA\*.

\* Published noise data by Bacou-Dalloz Hearing Safety Group and the university of Texas AM.

## ALCHEMY RANGE FEATURES

### 6-COLOR LED ENGINE EVOLUTION

The Alchemy range is trademarked HQS (High-Quality Spectrum), due to its ability to deliver superior white light and an **extended color palette** in comparison to other RGBW color sources.


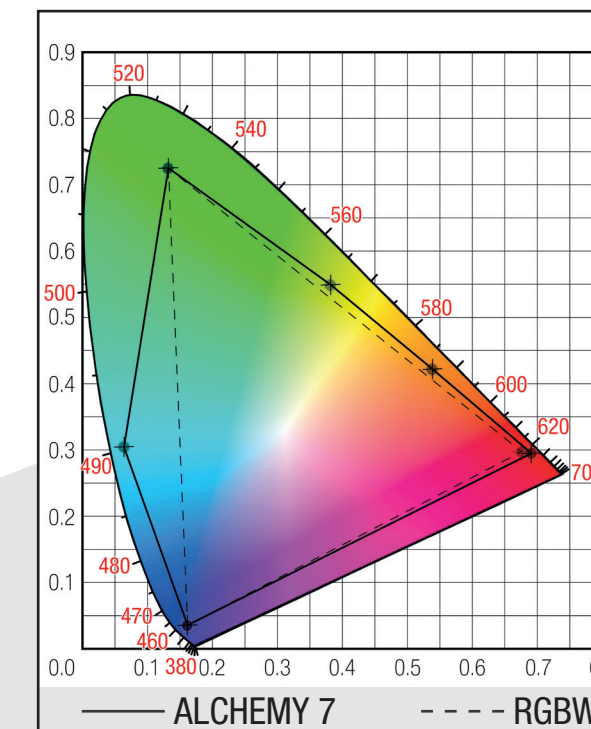
ALCHEMY 7 re-confirmed the implementation of the previously-used technologies to generate **evenly-diffused white light**, with features such as:

- linear **CCT** function to select your source of choice;
- **adjustable green-magenta** point that makes it possible to adapt to any kind of skintone;
- **CRI** up to 98 and **TLCI** up to 96 on the whole range of CCT whites

### COLOR MANAGEMENT

The outstanding color and white management system allows a perfect calibration of any shade.

Alchemy series presents the ability to linearly desaturate over 100 gel filter emulations or linearly crossfade between them, as well as generate a rendition of true color against any CCT value.



### PLAY WITH YOUR CREATIVITY

- Two DMX-selectable filters ('deeper blue' and 'deep red') that allow to further extend the range of colors.
- Tungsten emulation function that allows the LED projector to generate the same effect of halogen lamps on the dimming curve.
- Advanced RGBACL color-mixing in "Advanced" mode.