

PURE HAND-MADE HIGH QUALITY

STRETCHED CANVAS

NORTH AMERICAN STYLE

FRENCH STYLE

JAPANESE STYLE

EUROPEAN STYLE

PREMIUM QUALITY STRETCHED CANVAS

SHAPED STRETCHED CANVAS

VALUE PACK

COLLAGE CANVAS PACK

FLOATING CANVAS

Introduction of Phoenix Stretched Canvas

Originated in 1995, with more than 20 years history, phoenix produces the best quality stretched canvas in China. The products have been approved by CE, MTL-ACTS and EN71 certificates.

Phoenix is the most professional canvas manufacturer with a wide range of canvas, consisting of all types of canvas from different countries.

Phoenix series of stretched canvas has three different grades: economic one, suitable for students and learners; medium one, suitable for amateurs; and professional one, suitable for artists.





HOW PHOENIX PRODUCES HIGH QUALITY STRETCHED CANVAS

PRODUCTION PROCESS OF STRETCHED CANVAS:

Phoenix artist stretched canvas is made with high quality pine wood, paulownia and the like from Northeast and Central China, America, Canada, New Zealand and some other countries. After thermophilic digestion, degreasing, kiln-drying, these raw materials are made into stretched bars in different sizes as required by Phoenix, and then enter into the company's warehouse. Each group of timber needs to be inspected strictly to check whether the moisture content complies with the standard, and whether there is any mouldiness, wormhole or dead knot. So as to ensure qualified timber be processed to next step.

According to the order's specification, experienced woodworkers handle the timber with precision, tenoning and then polishing the timber to be smooth. QC personnel will check the cater-corners and the length of each side for all finished frames to ensure the preciseness of the size. Workers, who are responsible for cutting canvas, calculate and cut the canvas regarding to the size of frame and width of canvas roll. Canvas can be selected relying on the quality standard during cutting, making sure the fabric dots on every square meter does not exceed the specified standard.

When stretching the canvas, besides simply driving in nails, we pay great attention to two points: first, tight degrees: stretched canvas with fine quality will sounds like drum-banging when it is beaten on the surface; second, four wrapped corners: normally our wrapped corners are made by hand, which looks more professional and more neat.

After the stretching, QC personnel have to do three important things to test the stretched canvas. Firstly, evenness: put the stretched canvas on a horizontal tabletop and finger pressing each corner, if the bend degree of the across corner exceeds the limitation, it will be reworked; secondly, checking the length of diagonal line and each side: during the stretching, stretcher bars could be out of shape because of the outside force. Thus, after the stretching, recheck the length of diagonal line and each side is very important. If the measuring result failed, the stretched canvas will be reworked; thirdly, check the straightness of stretched canvas' four sides. During the stretching, stretcher bars tends to incurve under the action of outside force, especially the large size stretched canvas. We can say that this step is very important too. If the measuring result exceeds the limitation, the stretched canvas needs to be reworked as well.










After the above strict inspection, we will start the packaging of stretched canvas. First of all, cutting edge, which is neat cutting the redundant canvas at the back of the frame which was broken by canvas clamp; secondly, put in wooden wedges which match with the tongue-and-groove, and the label as well; thirdly, inspect and clean stains on the canvas, then shrinking. After the third step, QC personnel will inspect each stretched canvas before they are packed into cartons. They need to know whether there are any stains, whether the stretcher bars are bended, whether the canvas are tighten, and whether the appearance of package is good or not. The stretched canvas can't be packed into cartons unless all of the above steps are done.

Canvas and stretched canvas are used in the creation of artist. Although it looks like they can be made easily, it is not easy to do well. Phoenix Artist Materials is acting in the spirit of "all for arts." We make art supplies with rigorous art production process, so that Phoenix can produce trustworthy products for our customers.



Different styles applicable to different countries

N	Nails on Side
Nails on side 1.8cm, 2cm deep Professional frame construction with kiln-dried,beveled stretcher bars avoid to be touched by the brushes on painting 8pcs of wooden wedges to re-tighten the canvas Stretched by hand for the best tension and tailored corners Ample canvas on the back for restretching (french/Japanese)	
NS	Nails on Side & Staples on the Back
Nails on side & staples on the back 1.8cm/2cm deep Professional frame construction with kiln-dried, beveled stretcher bars avoid to be touched by the brushes on painting 8 pcs of wooden wedges to re-tighten the canvas Stretched by hand for the best tension and tailored corners Ample canvas on the back for re-stretching	
SB	Staples on the Back
Staples on the back 11/16", 13/16", 1.8cm, 2cm deep Staple-free edges can be painted to display finished painting with or without a frame. Professional frame construction with kiln-dried, beveled stretcher bars avoid to be touched by the brushes on painting 8pcs of wooden wedges to re-tighten the canvas Stretched by hand for the best tension and tailored corners Ample canvas on the back for re-stretching	
B-SB	Staples on the Back
Staples on the back 1.5", 3.8cm, 4cm deep Staple-free edges can be painted to display finished painting with or without a frame. Professional frame construction with kiln-dried, beveled stretcher bars avoid to be touched by the brushes on painting 8pcs of wooden wedges to re-tighten the canvas Stretched by hand for the best tension and tailored corners Ample canvas on the back for re-stretching	
A, B, C	Staple Free Edges
Staple free edges 11/16" , 1.5" , 2.5", 3" deep Staplefree edge can be painted to display finished painting with or without a frame. Professional frame construction with kiln-dried ,beveled stretcher bars avoid to be touched by the brushes on painting Re- stretch the canvas with rubber spliner, no wooden wedges needed. Stretched by hand for the best tension and tailored corners Ample canvas on the back for re-stretching	

STRETCHED CANVAS SERIE		MATERIAL	PRIMER	TEXTURE	WEIGHT
MASTER		LINEN	ACRYLIC QUADRA PRIMED	COARSE	19oz*/650g*
			HAND OIL ABSORBING PRIMED / HAND OIL PRIMED	COARSE	19oz*/650g*
				MEDIUM	13oz*/450g* 12oz*/400g* 10oz*/350g*
				FINE	12oz*/400g* 10oz*/350g*
		COTTON	ACRYLIC QUADRA PRIMED	COARSE	14oz*/500g*
PROFESSIONAL		LINEN	ACRYLIC TRIPLE PRIMED	MEDIUM	13oz*/450g* 12oz*/420g* 13oz*/400g*
				FINE	11oz*/380g* 10oz*/350g*
		COTTON & LINEN		ULTRA FINE	9oz*/300g*
				COARSE	13oz*/450g*
		COTTON	ACRYLIC TRIPLE PRIMED	MEDIUM	11oz*/380g*
				COARSE	12oz*/420g* 13oz*/400g*
		MEDIUM		13oz*/450g* 12oz*/420g* 11oz*/380g*	
	POLYESTER FIBER & COTTON	MEDIUM		9oz*/320g*	
		COTTON	ACRYLIC TRIPLE PRIMED (SPECIALLY FOR ACRYLIC COLOUR)	FINE	8oz*/280g*
			COTTON	ACRYLIC TRIPLE PRIMED (SPECIALLY FOR WATERCOLOUR)	FINE
ARTIST			COTTON	ACRYLIC TRIPLE PRIMED	MEDIUM
		FINE			9oz*/300g*
	POLYESTER FIBER & COTTON	MEDIUM	10oz*/360g* 10oz*/350g* 9oz*/310g*		
		COTTON & LINEN	ACRYLIC TRIPLE PRIMED	COARSE	16oz*/550g*
	MEDIUM			13oz*/450g*	
	FINE			9oz*/300g*	
R-PET	MEDIUM	12oz*/420g*			
STUDIO		COTTON	ACRYLIC TRIPLE PRIMED	MEDIUM	8oz*/280g* 7oz*/250g*
		R-COTTON			9oz*/320g*
VALUE PACK		COTTON	ACRYLIC TRIPLE PRIMED	MEDIUM	7oz*/250g*

* Finished weights

STUDIO

S5308SB



Solid wood stretched bars
8pcs of wooden wedges to re-tighten the canvas
Triple primed with acid-free acrylic gesso
Acrylic titanium primed for use with oil or acrylic painting
Balanced absorbency and tooth prevents sinking of oil colours and improves adhesion

