

Product range

The logo features a red curved line above the word 'Clic' in a dark grey script font, followed by a registered trademark symbol (®).
D A S O R I G I N A L

The logo consists of the word 'HINNO' in white capital letters on a teal background, followed by a red square containing a white cross.
S W I T Z E R L A N D

²The 'Clic Principle

Whether you use
original 'Clic Gliders,
'Clic Panel, 'Clic Loop,
'Clic Curve or
10-in-1 'Clic Assist:
**'Clic allows curtains
and net curtains to be
'clicked' into the tracks
simply – and up to 95%
faster than the
conventional feeding
method. 'Clic & done!**






VIDEO:
The product range
'at a glance'



⁴ Swiss precision



HINNO developed the click-in glider as part of a fully-comprehensive curtain accessories portfolio.

Swiss precision and quality-awareness ensure this original remains unparalleled.



⁶ Raise the curtain!



Private homes, hotels,
apartments, hospitals,
coaches, HGVs,
caravans...

**'Clic is used wherever
the highest standards
forbid compromise.**

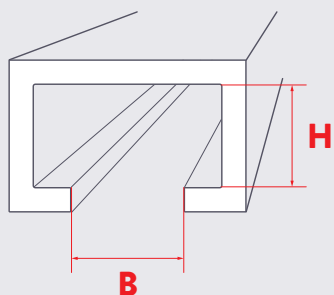




⁸ On the right track

'Clic gliders and tracks must be perfectly matched. **Then, even the heaviest curtains glide freely along the tracks.**

Select the correct size of 'Clic gliders according to the breadth (B) and internal height (H) of the track. Slight deviations from the recommended dimensions can be tolerated, but may restrict the gliding and weight-bearing properties of the curtain system.



Original 'Clic gliders allow curtains to be 'clicked' into the tracks instead of threaded along them – in whatever order you prefer. A good solution is to begin by mounting a 'Clic glider at either end so that the track element carries the main burden of the fabric while mounting.

	MAXI 6	SIXO 6	MIDI 5	MINI 4	KUST 4
B Recommended horizontal gap	6.2 to 6.6 mm	5.8 to 6.2 mm	5.2 to 5.6 mm	3.6 to 4.0 mm	3.2 to 4.6 mm
Minimum/maximum horizontal gap for limited gliding/weight-bearing	5.9 / 7.2 mm	5.5 / 6.7 mm	4.8 / 6.3 mm	3.4 / 4.3 mm	3.1 / 4.8 mm
H Minimum vertical gap	5 mm	5 mm	5 mm	5 mm	5 mm
'Clic GLIDER	HC 1 HC 2 HC 11 HC 12 HC 16 HC 17 HC 18	HC 3 HC 4 HC 31 HC 32 HC 36 HC 37 HC 38	HC 5 HC 6 HC 51 HC 52 HC 56 HC 57 HC 58	HC 7 HC 8 HC 71 HC 72 HC 76 HC 77 HC 78	HC 9 – HC 91 HC 92 HC 96 HC 97 HC 98
'Clic STOP	HS 1	HS 1	HS 5	HS 7	HS 7
'Clic PANEL	HDC 1	HDC 3	–	–	–
'Clic CURVE	–	CK 3 CK 4	–	–	–
'Clic LOOP	SG 5-1 SG 6-1 SGV 5-1	SG 5-3 SG 6-3 SGV 5-3	SG 5-5 SG 6-5 SGV 5-5	SG 5-7 SG 6-7 SGV 5-7	SG 5-9 SG 6-9 SGV 5-9

'Click and glide

Curtains can be put up much more easily and quickly with original 'Clic gliders.

**If a glider is forgotten,
no problem. It can be fitted later.**



'Click with supreme quality
HINNO 'Clic gliders are subjected
to a strict final inspection.
Ten percent of the gliders undergo
a click-in test, with wing tension
being gauged mechanically before
the visual inspection via a camera
system. This ensures only faultless
'Clic gliders reach our customers.



- + Excellent, low-noise gliding properties
- + Excellent weight-bearing strength of up to 11 kilogrammes per glider
- + Superior-quality plastic (POM), UV-resistant, extremely durable and rigid, and can be subjected to chemical cleaning
- + Certified according to ISO 9001 and ISO 14001
- + Standard colours: Black and white
- + Available with transverse and longitudinal eyelets for track widths MAXI 6, SIXO 6, MIDI 5 and MINI 4, and with transverse eyelets for KUST 4 plastic tracks.
- + Click-in 'Clic gliders are particularly time-saving – and economical – wherever curtains are cleaned regularly, such as hotels, hospitals and offices, coaches, camper vans, caravans and rented boats.

	MAXI 6	SIXO 6	MIDI 5	MINI 4	KUST 4
'Clic gliders with transverse eyelet Black or white	 HC 1	 HC 3	 HC 5	 HC 7	 HC 9
'Clic gliders with longitudinal eyelet Black or white	 HC 2	 HC 4	 HC 6	 HC 8	

¹² Instantly hooked.

The perfect couple:
'Clic hooks are
ideally matched
to the 'Clic glider
eyelets.


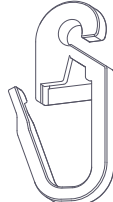

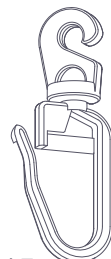









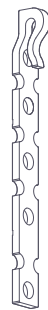




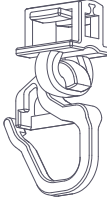

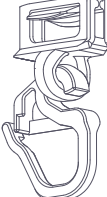
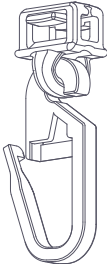

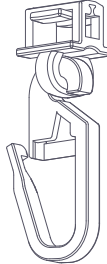
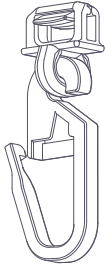













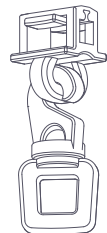


- + 'Clic hooks are also made of superior-quality plastic (POM), UV-resistant, durable and rigid.
- + Suitable for washing machines and chemical cleaning. 'Clic hooks and 'Clic gliders can be washed with the curtains. We recommend using a laundry bag.
- + Standard colours of gliders and hooks: Black and white

'CLIC HOOKS FOR 'CLIC GLIDERS WITH TRANSVERSE EYELETS

Short pleating hook black & white	 HH 1	Long pleating hook black & white	 HH 2	Hook for curtains without pleats black & white	 HH 6
Long pleating hook, rotatable black & white	 HH 7	Eyelet hook, rotatable black & white	 HH 8	For suitable gliders – see page 11: MAXI 6: HC 1 SIXO 6: HC 3 MIDI 5: HC 5 MINI 4: HC 7 KUST 4: HC 9	

'CLIC HOOKS FOR 'CLIC GLIDERS WITH LONGITUDINAL EYELETS

Single fingered hook black & white	 HH 3	Double fingered pleating hook black & white	 HH 4	For suitable gliders – see page 11: MAXI 6: HC 2 SIXO 6: HC 4 MIDI 5: HC 6 MINI 4: HC 8	
Short stitching hook length 30mm black & white	 HH 5-3	Medium stitching hook length 60mm black & white	 HH 5-6	Long stitching hook length 80mm black & white	 HH 5-8

	MAXI 6	SIXO 6	MIDI 5	MINI 4	KUST 4
'Clic glider with short pleating hook black & white	 HC 11	 HC 31	 HC 51	 HC 71	 HC 91
'Clic glider with long pleating hook black & white	 HC 12	 HC 32	 HC 52	 HC 72	 HC 92
'Clic glider with hook for curtains without pleats black & white	 HC 16	 HC 36	 HC 56	 HC 76	 HC 96
'Clic glider with rotatable pleating hook black & white	 HC 17	 HC 37	 HC 57	 HC 77	 HC 97
'Clic glider with rotatable eyelet hook black & white	 HC 18	 HC 38	 HC 58	 HC 78	 HC 98

¹⁶ **Ten-in-one.**

**'Clic Assist enables
up to 10 'Clic gliders
to be clicked into
the track at one go.**






Tutorial video
'CLIC ASSIST'








Light pressure is enough to attach HINNO 'CLIC gliders to the 'CLIC ASSIST.



Once fully hooked up, the curtains and net curtains can be quickly mounted onto the tracks with just a few motions.

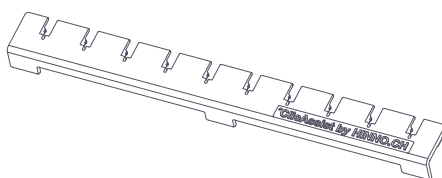


Subsequently, 'CLIC ASSIST releases the curtain and is removed by gently pulling outwards on the two end tabs.



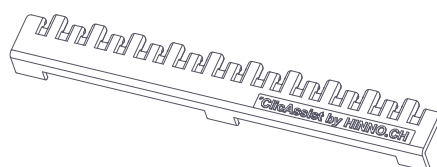
'CLIC ASSIST EASY-CLICK SYSTEM

'CLIC ASSIST easy-click system for
'CLic gliders with transverse eyelets



HE-Q

'CLIC ASSIST easy-click system for
'CLic gliders with longitudinal eyelets



HE-L

HINNO developed 'CLIC ASSIST to make it even simpler to put up curtains. It allows up to 10 'CLic gliders to be pre-mounted and clicked into the curtain track all at once.

There are numerous benefits:

- ✚ Error-free installation! Gliders that have been forgotten, twisted or poorly positioned are identified immediately and repositioned in seconds on the 'CLIC ASSIST.
- ✚ Simple installation! Ready-to-mount curtains are first attached to the easy-click system. It is used to transport the curtains and attach them to the track in seconds.
- ✚ Secure installation! 'CLIC ASSIST greatly reduces the time spent on ladders. Now, curtains can be put up with just one hand, while the other is used to keep the ladder steady and reduce the risk of accidents.
- ✚ Rapid completion! 'CLIC ASSIST saves time wherever time is at its most precious, whether installing the curtains on site for the first time, or after they've been cleaned.



'CLIC STOPs can be clicked into the track ends and along the tracks as trip limiters.



The position is locked by closing the cover flap.

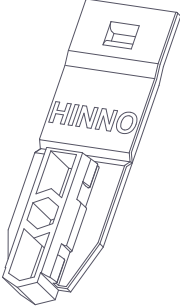
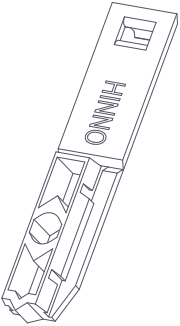


To remove, simply open the flap and gently pull out the 'CLIC STOP.

ORIGINAL 'CLIC STOP
TRIP LIMITER

'CLIC STOP can be installed as barely-visible trip limiters in the track ends, or positioned anywhere along the track.

- + Quick and simple tool-free installation and removal
- + 'CLIC STOP trip limiters are manufactured from superior-quality plastic. They are durable, sturdy and remain firmly in position
- + Available for all common track sizes

	MAXI 6	SIXO 6	MIDI 5	MINI 4	KUST 4
H Minimal vertical gap	5 mm	5 mm	5 mm	5 mm	5 mm
B Recommended horizontal gap	6.2 to 6.6 mm	5.8 to 6.2 mm	5.2 to 5.6 mm	3.6 to 4.0 mm	3.2 to 4.6 mm
					
	HS 1	HS 5	HS 7		

ORIGINAL 'CLIC CLEAN
TRACK CLEANER

The 'CLIC CLEAN track cleaner enables dried-on drops of plaster and paint left by plasterers and painters to be removed from the curtain track. Just push the track cleaner into the track and pull it back and forth along the track until it is clean.

Track cleaner Interior width 6 mm		Track cleaner Interior width 4 – 5 mm	
	HR 4		HR 8





ORIGINAL 'CLIC RELEASE HOLE PUNCH

HINNO 'CLIC RELEASE is a clever, quick and efficient hole-punch tool for the workshop and for tracks already mounted on site.

- + Can be used for all common track sizes
- + Punching heads with half stamps and full stamps
- + Simple replacement of punching heads
- + Single-handed operation due to limited grip opening
- + Punching heads can be set up as required:
Hole punching in any position

Tutorial video
'CLIC RELEASE





The 'CLIC RELEASE' hole punch and half stamp heads allow punching to be conducted easily on site to tracks that have already been mounted.

When the second half is punched, a sprung brass centring device is positioned in the first recess to ensure both punched halves are exactly opposite one another.









HZ 0



'CLIC RELEASE
Hole-punch device



MAXI 6
AND
SIXO 6

					
HZ 1 11 x 11 mm	HZ 2 for 11 x 11 mm	HZ 3 10 x 16 mm	HZ 4 for 10 x 16 mm	HZ 21 for 10 x 11 mm	HZ 22 for 10 x 11 mm


MIDI 5

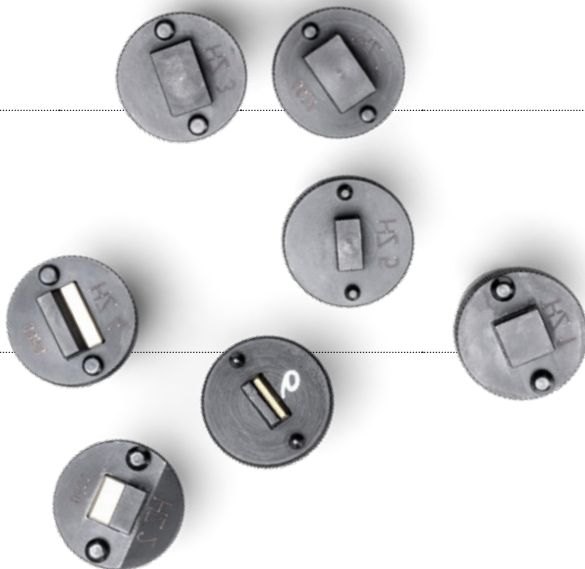
	
HZ 3 10 x 16 mm	HZ 4 for 10 x 16 mm

MINI 4

	
HZ 5 6 x 12 mm	HZ 6 for 6 x 12 mm

KUST 4


HZ 7 10 x 16 mm



HZ 10

Hole punching head for screws Ø 2.6 mm



HZ 12

Empty case



A compact surface

Click-in panel curtain can also be mounted diagonally:
Smooth-running, space-saving solution with just two tracks.





Tutorial videos
'CLIC PANEL




26 ORIGINAL 'CLIC PANEL
PANEL CURTAIN SYSTEMS

- + Simple installation of HF panel curtain carrier with 'Clic gliders in all standard track sizes
- + No time-consuming insertion required. Panels can be clicked into the track at any position in just seconds
- + Enables the panel curtain carriers to be mounted diagonally into just two tracks in standard lengths of 60 cm and 80 cm using two 'Clic gliders. The panels are connected with a bead chain
- + Available for an open-end hem stitch or Velcro fastening strip system

PARALLEL AND DIAGONAL ARRANGEMENTS
THE COMPARISON

Conventional panel curtain system with parallel 'Clic panel carriers




Stackable panel curtain system with diagonally mounted 'Clic HF panel curtain carriers using just two tracks, pick-up travel system with a bead chain

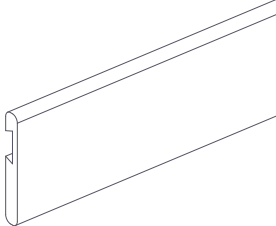
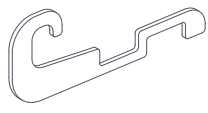

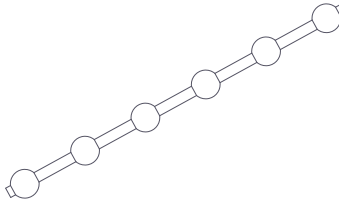


ORIGINAL 'CLIC PANEL HF 1 FOR PANEL CURTAINS WITH OPEN-ENDED HEM-STITCHED SEAM

27

- + Standard lengths 60 cm and 80 cm
- + Storage length 330 cm, other lengths on request
- + Select between interior and exterior-mounted weighting bars (see p.30)



<p>Curtain panel</p> <p>60 cm 80 cm 330 cm</p>	 <p>HF 1</p>	<p>Metal piercing hooks for curtain panel</p>	 <p>HF 5</p>
<p>Plastic pick-up device for bead chain</p>	 <p>HF 7</p>	<p>Bead chain for pick-up system</p> <p>50 m</p>	 <p>HF 9</p>

For suitable gliders – see page 11:

MAXI 6: HC 1
SIXO 6: HC 3
MIDI 5: HC 5
MINI 4: HC 7
KUST 4: HC 9

28

ORIGINAL 'CLIC PANEL HF 2

FOR PANEL CURTAINS WITH VELCRO FASTENING STRIP

- +

Standard lengths 60 cm and 80 cm
- +

Storage length 330 cm, other lengths on request
- +

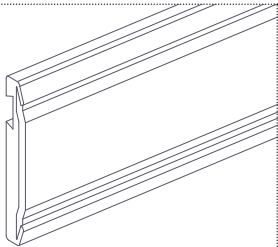
Select between interior and exterior-mounted weighting bars

(see p.30)



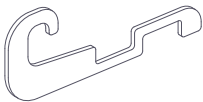
Curtain panel with
Velcro fastening strip

60 cm
80 cm
330 cm



HF 2

Metal piercing hooks
for curtain panel



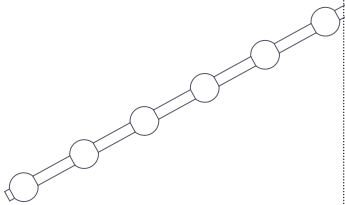
HF 5

Plastic pick-up device
for bead chain




HF 7

Bead chain for pick-up system
50 m



HF 9

Velcro fastener strip - white
20 mm / 25 m



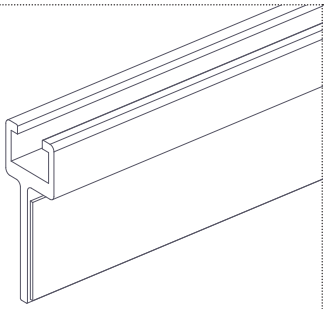
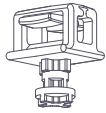
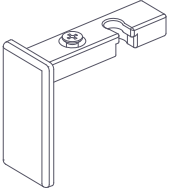
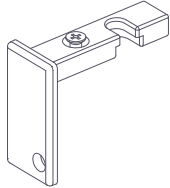
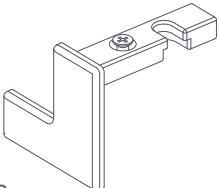
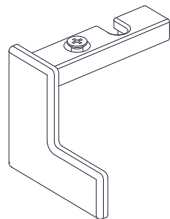
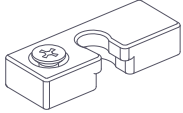
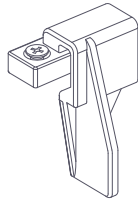
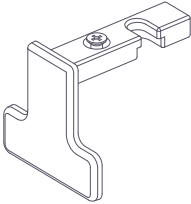
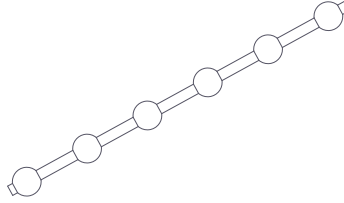

VEL 2

For suitable gliders – see page 11:


- MAXI 6: HC 1
- SIXO 6: HC 3
- MIDI 5: HC 5
- MINI 4: HC 7
- KUST 4: HC 9

ORIGINAL 'CLIC PANEL HF 4 FOR PANEL CURTAINS WITH VELCRO FASTENING STRIP, ALSO AVAILABLE FOR EXTRA-LARGE WIDTHS

- ✚ As many gliders can be used as required – also suitable for extra-wide panels
- ✚ Standard lengths 60 cm and 80, 100 and 120 cm. Storage length 330 cm. Other lengths on request
- ✚ Select between interior and exterior-mounted weighting bars (see p.30)

<p>Curtain panel, with Velcro fastening strip</p> <p>60 cm 80 cm 100 cm 120 cm 330 cm</p>	 <p>HF 4</p>	 <p>'Clic rotating glider for curtain panel HF 4</p>	<p>HDC 1 (MAXI 6) HDC 3 (SIXO 6)</p>
<p>End-piece for HF 4 curtain panel, without attachment hole for bead chain</p>	 <p>EP 41</p>	<p>End-piece for HF 4 curtain panel, with attachment hole for bead chain</p>	 <p>EP 42</p>
<p>End-piece for HF 4 curtain panel, with pick-up device (left)</p> <p>Running distance 25 mm</p>	 <p>EP 43</p>	<p>End-piece for HF 4 curtain panel, with pick-up device (right)</p> <p>Running distance 25 mm</p>	 <p>EP 44</p>
<p>HDC intake for HF 4 curtain panel (adjustable)</p>	 <p>AP 41</p>	<p>Pick-up device for HF 4 curtain panel (adjustable)</p> <p>Running distance 18 – 20 mm</p>	 <p>MP 41</p>
<p>End-piece for HF 4 curtain panel, with pick-up device (left and right)</p> <p>Running distance 18 – 20 mm</p>	 <p>EP 45</p>	<p>Bead chain for pick-up system</p> <p>50 m</p>	 <p>HF 9</p>
<p>Velcro fastener strip - white</p> <p>16 mm / 25 m</p>	 <p>VEL 4</p>	<p>Suitable 'Clic gliders and track sizes:</p> <p>MAXI 6: HDC 1 SIXO 6: HDC 3</p>	

30 ORIGINAL 'CLIC PANEL WEIGHT BAR



'CLIC PANEL HF 16

Exterior-mounted with piping

- 1 × HF 6
- 2 × FB 61
- 1 × KB 61
- 2 × EB 61

60 cm
80 cm

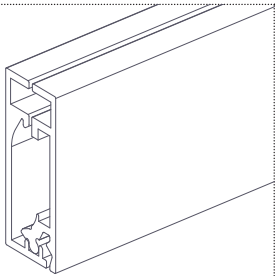
HF 16



Weighting bar
exterior-mounted

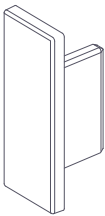
330 cm

HF 6



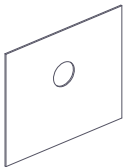
Plastic end-piece
for weighting bar
exterior-mounted
(Aluminium optional)

EB 61



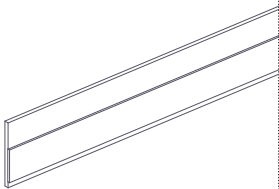
Leaf spring
for weighting bar
exterior-mounted

FB 61



Piping for weighting bar
exterior-mounted

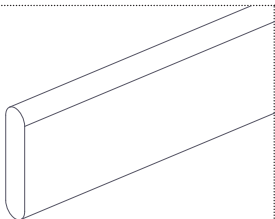
KB 61



Weighting bar
interior-mounted (standard)

59 cm
79 cm
320 cm

HF 3



- ✚ Complete solutions including interior-mounted weighting bars
- ✚ In standard sizes of 60 cm and 80 cm with two 'Clic gliders. Diagonal mounting on just two tracks also possible
- ✚ No sequential insertion required. Panels can be clicked into the track at any position

'CLIC PANEL SET HF 11

For panel curtains with open-ended hem-stitched seams



Suitable 'Clic gliders
and track sizes:

MAXI 6: HC 1
SIXO 6: HC 3
MIDI 5: HC 5
MINI 4: HC 7
KUST 4: HC 9

'CLIC PANEL SET HF 12

For panel curtains with Velcro fastening strips



Suitable 'Clic gliders
and track sizes:

MAXI 6: HC 1
SIXO 6: HC 3
MIDI 5: HC 5
MINI 4: HC 7
KUST 4: HC 9

'CLIC PANEL SET HF 14

For panel curtains with Velcro fastening strips,
also for extra-large widths



Tracks to 'Clic gliders:

MAXI 6: HDC 1
SIXO 6: HDC 3

Make waves!

'CLIC CURVE ensures wave curtains and net curtains 'ripple without a splash':
Simply and quickly installed for a tidy finish.
'Clic by 'Clic to the perfect wave.






34 ORIGINAL 'CLIC CURVE WAVE CURTAIN SYSTEMS

- ✚ The 8-cm spaces between the 'Clic gliders attached to a cord ensure the waves in the curtains and net drapes are perfectly even.
- ✚ Waves are always evenly spaced and tidily arranged, whether curtains are opened or closed.
- ✚ Wave size can be varied by using more or less fabric between the gliders.
- ✚ Recommendation: An HH 9 'Clic hook can be used with 'CLIC CURVE 2.0 as the final hook for both curtain ends. This ensures the wave-end points inwards.
- ✚ Curtains with the 'CLIC CURVE 1.1 system leave the gliders in the track when being cleaned. The hooks are removed from the track and washed together with the fabric. All 'Clic hooks and 'Clic gliders can be subjected to chemical washing!
- ✚ HINNO products are quality-controlled items that guarantee maximum precision, functionality and a long working life. In rare cases, incorrect storage or installation may lead to damage to the gliders. HINNO has a solution here, too: The 'Clic 'glider key enables defective gliders to be removed from the cord and replaced with new ones very easily.



'CLIC CURVE 1.1
Wave curtain system for SIXO 6 with removable 'Clic hooks

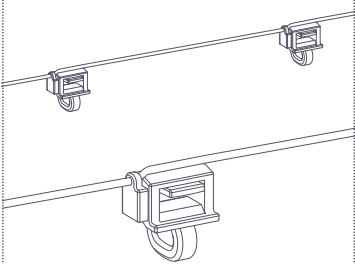



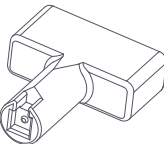

<p>'CLIC CURVE cord with HC 4 'Clic gliders each 8 cm apart</p> <p>25 m 313 × HC 4 100 m 1,250 × HC 4</p>	 <p>CK 4</p>	 <p>'CLIC CURVE hook</p>	<p>HH 9</p>
<p>'CLIC CURVE wave tape Height: 38 mm</p> <p>25 m 50 m</p>	 <p>CHBD-38</p>	<p>'CLIC CURVE wave tape Height: 78 mm</p> <p>25 m 50 m</p>	 <p>CHBD-78</p>
<p>'CLIC CURVE Glider key</p> <p>Free with every delivery</p>			



'CLIC CURVE produces harmonious all-round aesthetics with a HH 9 'Clic hook at each end of a curtain to ensure the final wave turns attractively inwards – for a pleasing and relaxing look.

'CLIC CURVE 2.0

Wave curtain system for SIXO 6 with permanently attached 'Clic gliders and hooks

<p>'CLIC CURVE cord with HC 3 'Clic gliders each 8 cm apart</p> <p>25 m 313 × HC 3 100 m 1.250 × HC 3</p>	 <p>CK 3</p>	<p>'CLIC CURVE hook</p>	 <p>HH 10</p>
<p>'CLIC CURVE wave tape Height: 38mm</p> <p>25 m 50 m</p>	 <p>CHBD-38</p>	<p>'CLIC CURVE wave tape Height: 78mm</p> <p>25 m 50 m</p>	 <p>CHBD-78</p>
<p>'CLIC CURVE Glider key</p> <p>Free with every delivery</p>		<p>'CLIC CURVE hook</p> <p>For a tidy, inward-turning wave with each of the curtain ends attached to the final glider</p> <p>HH 9</p>	 <p>HH 9</p>

The loop with a double-'clic.

'CLIC LOOP

allows loop-mounted
curtains to be put up
easily and quickly.

**One move –
two »Clics« –
loop by loop.**





Tutorial video
'CLIC LOOP SGV

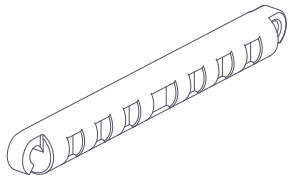
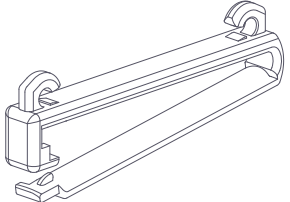
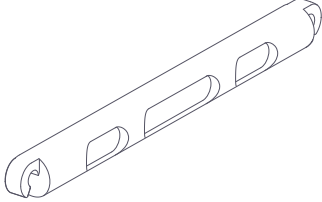


38 ORIGINAL 'CLIC LOOP – TAB TOP GLIDERS



'CLIC LOOP ensures every curtain loop is clicked into the track in seconds. If the curtains are in their final dimensions prior to track installation, simply select the 'CLIC LOOP SGV 5.

- ✚ The 'CLIC LOOP bridge combines with 'Clic gliders for all common track sizes
- ✚ Fine grooves and ribs in the bridge prevent the curtains from slipping
- ✚ Two variations: Open, or closeable to grip the curtain loop
- ✚ Bridge colour SG: White, Colour SGV: Transparent

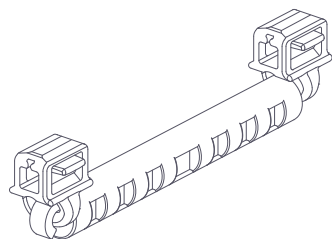
'Clic Loop bridge 5 cm	 SG 5	Closeable 'Clic Loop bridge 5 cm	 SGV 5
'Clic Loop bridge 6 cm	 SG 6		

'Clic Loop 5 cm
Pre-assembled with 'Clic gliders

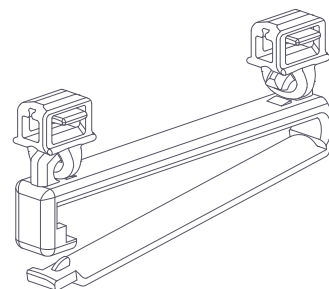
'Clic Loop (closeable) 5 cm
Pre-assembled with 'Clic gliders

MAXI 6

SG 5-1

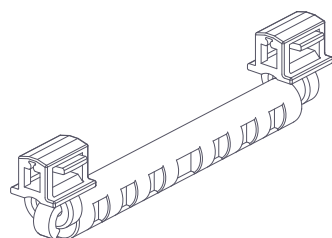


SGV 5-1

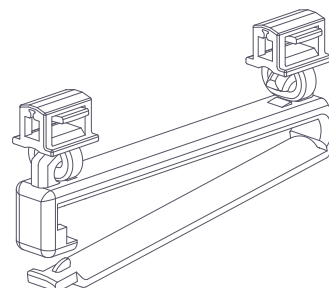


SIXO 6

SG 5-3

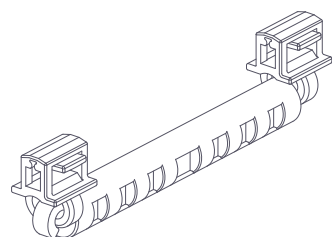


SGV 5-3

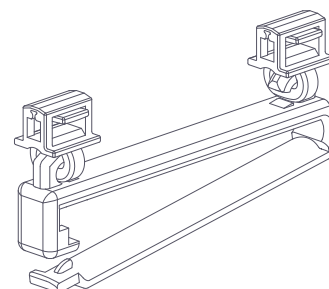


MIDI 5

SG 5-5

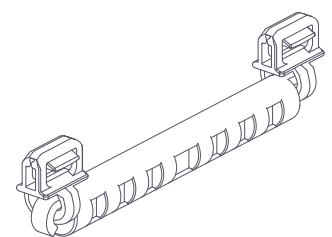


SGV 5-5

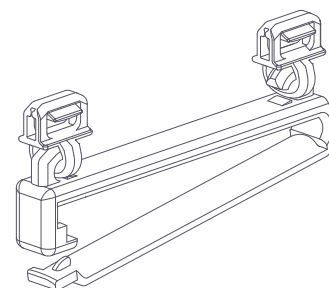


MINI 4

SG 5-7

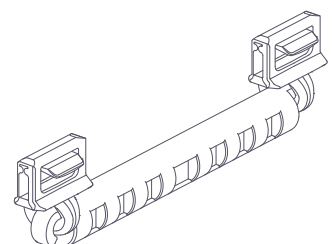


SGV 5-7

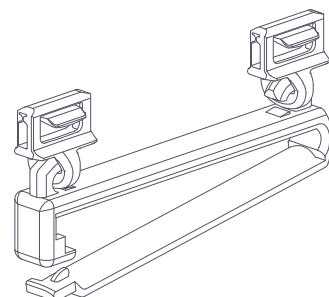


KUST 4

SG 5-9



SGV 5-9





Blegistrasse 19
CH-6340 Baar

Phone: +41 (0)41 377 38 77
Fax: +41 (0)41 377 38 60

info@hinno.ch
www.hinno.ch

